

Illiquidity and Derivative Valuation

Ulrich Horst, Felix Naujokat

Institut für Mathematik

Humboldt-Universität Berlin

horst@mathematik.hu-berlin.de

naujokat@mathematik.hu-berlin.de

November 15, 2021

Abstract

In illiquid markets, option traders may have an incentive to increase their portfolio value by using their impact on the dynamics of the underlying. We provide a mathematical framework within which to value derivatives under market impact in a multi-player framework by introducing strategic interactions into the Almgren & Chriss (2001) model. Specifically, we consider a financial market model with several strategically interacting players that hold European contingent claims and whose trading decisions have an impact on the price evolution of the underlying. We establish existence and uniqueness of equilibrium results and show that the equilibrium dynamics can be characterized in terms of a coupled system of possibly non-linear PDEs. For the linear cost function used in Almgren & Chriss (2001), we obtain (semi) closed form solutions for risk neutral or CARA investors. Finally, we indicate how spread crossing costs discourage market manipulation.

PRELIMINARY VERSION - COMMENTS WELCOME

AMS classification: 91B28, 91B70, 60K10

JEL classification: C73, G12, G13

Keywords: Stochastic differential games, illiquidity, market impact, derivative valuation.

1 Introduction

Standard financial market models assume that asset prices follow an exogenous stochastic process and that all transactions can be settled at the prevailing price without any impact on market dynamics. The assumption that all trades can be carried out at exogenously given prices is appropriate for small investors that trade only a negligible proportion of the overall daily trading volume; it is not appropriate for institutional investors trading large blocks of shares over a short time span. The trading decisions of institutional investors are likely to move stock prices in an unfavorable direction and often induce significant trading costs.

It is now widely recognized that (the lack of) liquidity is a major source of financial risk and there has been an increasing interest in mathematical models of illiquid financial markets. Much of the literature on illiquidity focusses on either optimal hedging and portfolio liquidation strategies for a single large investor under market impact (Cetin, Jarrow & Protter (2004), Alfonsi, Fruth & Schied (2007), Rogers & Singh (2007)), predatory trading (Carlin, Lobo & Viswanathan (2007), Schoeneborn & Schied (2008)) and the role of derivative securities including the problem of market manipulation using options (Jarrow (1992), Kumar & Seppi (1992)). In an illiquid market, derivative traders have an incentive to utilize their impact on the price dynamics of the underlying in order to move the option value in a favorable direction¹. It has been shown by Jarrow (1994), for instance, that by introducing derivatives into an otherwise complete and arbitrage-free market, manipulation strategies with a risk free gain may appear, such as market corners and front runs. Schoenbucher & Wilmott (2000) discuss an illiquid market model where a large trader can influence the stock price with vanishing costs and risk. They argue that the risk of manipulation on the part of the large trader makes the small traders unwilling to trade derivatives any more. In particular, they predict that the option market breaks down. Our analysis indicates that markets do not necessarily break down when stock price manipulation is costly as it is in our model.

While the aforementioned papers differ significantly in their degree of complexity, they all focus on a *single player* framework. When multiple players are considered the analysis is typically confined to some form of "stealth trading" as in Carlin, Lobo & Viswanathan (2007) and Schoeneborn & Schied (2008), where liquidity providers try to benefit from the liquidity demand that comes from some "large" investor but no strategic interaction between liquidity suppliers and consumers is considered. In fact, so far only little work has been devoted to models with strategically interacting market participants. Vanden (2005) considers a pricing game in continuous time where the option issuer controls the volatility of the underlying but does not incur liquidity or spread crossing costs. He derives a Nash equilibrium in the two player, risk neutral case and shows that "seemingly harmless derivatives, such as ordinary bull spreads, offer incentives for manipulation that are identical to those offered by digital options" (p. 1892, l. 36). Gallmeyer & Seppi (2000)

¹Gallmeyer & Seppi (2000) provide some evidence that in illiquid markets option traders are in fact able to increase a derivative's value by moving the price of the underlying.

consider a binomial model with three periods and finitely many risk neutral agents holding call options on an illiquid underlying. Assuming a linear permanent price impact and linear transaction costs, and assuming that all agents are initially endowed with the same derivative they prove the existence of Nash equilibrium trading strategy and indicate how market manipulation can be reduced.

We provide a general mathematical framework within which to value derivative securities in illiquid markets under strategic interactions thereby extending the work of Gallmeyer & Seppi (2000) in several directions. Specifically, we consider a pricing game between a finite number of large investors (“players”) holding European claims written on an illiquid stock. Their goal is to maximize expected utility at maturity from trading the stock where their portfolio value at maturity depends on the trading strategies of all the other players, due to their impact on the dynamics of the underlying. Following Almgren & Chriss (2001) we assume that the players have a permanent impact on stock prices and that all trades are settled at the prevailing market price plus a liquidity premium. The liquidity premium can be viewed as an instantaneous price impact that affects transaction prices but not the value of the players’ inventory. This form of market impact modeling is analytically more tractable than that of Obizhaeva & Wang (2006) which also allows for temporary price impacts and resilience effects. It has also been adopted by, e.g., Carlin, Lobo & Viswanathan (2007), Schoeneborn & Schied (2008) and many practitioners from the financial industry.

Our framework is flexible enough to allow for rather general liquidity costs including the linear cost function of Almgren & Chriss (2001) and some form of spread crossing costs. We show that when the market participants are risk neutral or have CARA utility functions the pricing game has a unique Nash equilibrium in the class of absolutely continuous trading strategies; existence results for more general utility functions are given for the one player case. We solve the problem of equilibrium pricing using techniques from the theory of stochastic optimal control and stochastic differential games. We show that the family of the players’ value functions can be characterized as the solution to a coupled system of non-linear PDEs. Here we use a-priori estimates for Nash equilibria; we prove that the system of PDEs has a unique classical solution with bounded derivatives. It turns out that the equilibrium problem can be solved in closed form for a specific market environment, namely the linear cost structure used in Almgren & Chriss (2001) and risk neutral agents. We use this explicit solutions to state some conditions which make manipulation unattractive or avoid it altogether. For instance, we show that when the agents are risk neutral no market manipulation occurs in zero sum games, i.e., in a game between an option writer and an option issuer. Furthermore, we find that the bid ask spread is important determinant of market manipulation. It turns out that the higher the spread, the less beneficial market manipulation: high spread crossing costs make trading more costly and hence discourage frequent re-balancing of portfolio positions.

This paper is organized as follows: We present the market model in section 2. In chapter 3, we formulate the optimization problem, derive a priori estimates for Nash equilibria and prove the existence of a solution for one player with general utility function. We solve the multi-player case in section 4 for risk neutral and CARA agents. We use these solutions in chapter 5 to show how market manipulation can be reduced. Section 6 concludes.

2 The Model

We adopt the market impact model of Schoeneborn & Schied (2007) with a finite set J of *agents*, or *players*, trading a single stock whose price process depends on the agent's trading strategies. Following Almgren & Chriss (2001) we shall assume that the players have a permanent impact on asset prices and that all trades are settled at prevailing market prices plus a liquidity premium which depends on the *change* in the players' portfolios. In order to be able to capture changes in portfolio positions in an analytically tractable way, we follow Almgren & Chriss (2001) and Schoeneborn & Schied (2007) and restrict ourselves to absolutely continuous trading strategies. Hence we consider only trading strategies from the class

$$\mathfrak{X} \triangleq \{X : [0, T] \mapsto \mathbb{R} \mid X \text{ absolutely continuous, adapted and } X_0 = 0\}$$

where we denote by X_t^j the number of stock shares held by player $j \in J \triangleq \{1, \dots, N\}$ at time $t \in [0, T]$. We write $dX_t^j = \dot{X}_t^j dt$ and call \dot{X}^j the *trading speed* of the player j .

2.1 Price dynamics and the liquidity premium

Our focus is on valuation schemes for derivatives with short maturities under strategic market interactions. For short trading periods it is appropriate to model the *fundamental stock price*, i.e., the value of the stock in the absence of any market impact, as a Brownian Motion with volatility (σB_t) . Market impact is accounted for by assuming that the investors' accumulated stock holdings $\sum_{i=1}^N X^i$ have a linear impact on the stock process (P_t) so that

$$P_t = P_0 + \sigma B_t + \lambda \sum_{i=1}^N X_t^i \tag{2.1}$$

with a permanent impact parameter $\lambda > 0$. The linear permanent impact is consistent with the work of Huberman & Stanzl (2004) who argued that linearity of the permanent price impact is important to exclude quasi-arbitrage².

²There is some empirical evidence that very large trades have a concave price impact but this observation needs further validation.

A trade at time $t \in [0, T]$ is settled at a *transaction price* \tilde{P}_t that includes an additional instantaneous price impact, or *liquidity premium*. Specifically,

$$\tilde{P}_t = P_t + g\left(\sum_{i=1}^N \dot{X}_t^i\right) \quad (2.2)$$

with a *cost function* g that depends on the instantaneous change $\sum_{i=1}^N \dot{X}_t^i$ in the agents' position in a possibly non-linear manner. The liquidity premium accounts for limited available liquidity, transaction costs, fees, spread crossing costs, etc. Spread-crossing costs are of particular importance and have not been considered in the previous literature on market impact.

Remark 2.1. *In our model the liquidity costs are the same for all traders and depend only on the aggregate demand throughout the entire set of agents. This captures situations where the agents trade through a market maker or clearing house that reduces the trading costs by collecting all orders and matching incoming demand and supply prior to settling the outstanding balance $\sum_{i=1}^N \dot{X}_t^i$ at market prices.* \diamond

We assume with no loss of generality that g is normalized, i.e., $g(0) = 0$ and smooth. The following additional mild assumptions on g will guarantee that the equilibrium pricing problem has a solution for risk neutral and CARA investors.

Assumption 2.2. • *The derivative g' is bounded away from zero, that is $g' > \varepsilon > 0$.*

- *The mapping $z \mapsto g(z) + zg'(z)$ is strictly increasing.*

The first condition is natural for a cost function. Since the liquidity costs associated with a net change in the overall position z is given by $zg'(z)$, the second assumption states that the agents face increasing marginal costs of trading. Our assumptions on g are satisfied for the following important examples:

Example 2.3. *Cost functions which satisfy Assumption 2.2 are the linear cost function $g(z) = \kappa z$ with $\kappa > 0$, used in Almgren & Chriss (2001) and cost functions of the form*

$$g(z) = \kappa z + s \frac{2}{\pi} \arctan(Cz) \quad \text{with } s, C > 0.$$

The former is the cost function associated with a block-shaped limit order book. The latter can be viewed as a smooth approximation of the map $z \mapsto \kappa z + s \cdot \text{sign}(z)$ which is the cost function associated with a block-shaped limit order book and spread $s > 0$.

2.2 Preferences and endowments

Each agent is initially endowed with a contingent claim $H^j = H^j(P_T)$, whose payoff depends on the stock price P_T at maturity. Although it is not always necessary we assume that the functions H^j are smooth and bounded with bounded derivatives H_p^j .

Remark 2.4. *We only consider options with cash delivery. The assumption of cash delivery is key. While cash settlement is susceptible to market manipulation, we show in Section 5 below that when deals are settled physically, i.e., when the option issuer delivers the underlying, market manipulation is not beneficial: the cost of acquiring at an increased price outweighs the benefits from a possible higher option payoff, due to an increase in the underlying.* \diamond

We model the risk preference of the agent $j \in J$ with a von Neumann - Morgenstern utility function u^j and assume that her aim is to maximize her expected portfolio value at maturity from trading in the financial market so the agent's optimization problem is given by:

$$\sup_{X^j \in \mathfrak{X}} \mathbb{E} \left[u^j \left(- \int_0^T \dot{X}_t^j \tilde{P}_t dt + H^j(P_T) + value^j(X_T^j) \right) \right]. \quad (2.3)$$

The portfolio value consists of the trading costs $-\int_0^T \dot{X}_t^j \tilde{P}_t dt$, the option payoff $H^j(P_T)$ and the liquidation value $value^j(X_T^j)$ of X_T^j stock shares at maturity. Rigorously defining a form of liquidation value in a multi-player framework is a question of its own mathematical interest, and is not the focus of this paper. The problem of defining a liquidation value in a single-player framework has been solved in a recent paper by Schoeneborn & Schied (2008); in a game-theoretic setting the problem is much more involved. The agents optimize against their beliefs about the other players' individual assessments of their respective portfolio values. In order to simplify the analysis we work under Assumption 2.5 below.

Assumption 2.5. *All agents optimize their utility assuming that*

$$value^j(X_T^j) = \int_0^T \dot{X}_t^j P_t dt. \quad (2.4)$$

The preceding assumption is motivated by the single player, risk-neutral framework where (2.4) holds in expected values. In such a setting it states that the expected costs (utility) of building up a portfolio over the time span $[0, T]$ under market impact equals the expected liquidation costs (utility) under infinitely slow liquidation. In a multi-player model Assumption 2.5 is only a first benchmark that simplifies the subsequent analysis even if all player are risk-neutral. The assumption is nonetheless useful as it allows us to carry out our analysis of equilibrium and to derive some insight into the structure of market dynamics under strategic interactions.

Under Assumption 2.5 the individual optimization problem (2.3) reduces to

$$\sup_{X^j \in \mathfrak{X}} \mathbb{E} \left[u^j \left(- \int_0^T \dot{X}_t^j g \left(\sum_{i=1}^N \dot{X}_t^i \right) dt + H^j(P_T) \right) \right]. \quad (2.5)$$

We say that a vector of strategies $(\dot{X}^1, \dots, \dot{X}^N)$ is a *Nash equilibrium* if for each agent $j \in J$ her trading strategy X^j is a best response against the behavior of all the other players, i.e., if

X^j solves (2.5), given the vector $X^{-j} \triangleq (X^i)_{i \neq j}$. In the following section we derive a-priori estimates for equilibrium trading strategies and use standard results from the theory of stochastic optimization to show that Nash equilibria can be characterized in terms of a coupled system of partial differential equations (PDEs). For the special case of risk neutral and CARA investors we show that the system of PDEs has a solution so that a unique (in a certain class) equilibrium exists.

3 Equilibrium Dynamics and A-Priori Estimates

In this section we formulate the optimization problem (2.5) as a stochastic control problem, derive the associated Hamilton-Jacobi-Bellman-equations, HJB for short, and transform it into a system of coupled PDEs. To this end, we choose the stock price P and the trading costs R^j of the agent $j \in J$ as state variables. They evolve according to:

$$dP_t = \sigma dB_t + \lambda \sum_{i=1}^N \dot{X}_t^i dt, \quad P_0 = p_0 \quad (3.1)$$

$$dR_t^j = \dot{X}_t^j g \left(\sum_{i=1}^N \dot{X}_t^i \right) dt, \quad R_0^j = 0. \quad (3.2)$$

For a given time $t < T$, spot price p and trading costs r the *value function* of the player j , defined by

$$V^j(t, p, r) \triangleq \sup_{X^j \in \mathfrak{X}} \mathbb{E}_t \left[u^j \left(-r^j - \int_t^T \dot{X}_s^j g \left(\sum_{i=1}^N \dot{X}_s^i \right) ds + H^j(P_T) \right) \mid P_t = p \right], \quad (3.3)$$

denotes the maximal expected portfolio value at maturity that the player can achieve by trading the underlying. The associated HJB-equation is

$$\begin{cases} 0 = v_t^j + \frac{1}{2} \sigma^2 v_{pp}^j + \sup_{c^j} \left[\lambda \left(c^j + \dot{X}^{-j} \right) v_p^j + c^j g \left(c^j + \dot{X}^{-j} \right) v_{r^j}^j \right] \\ v^j(T, p, r) = u^j \left(-r^j + H^j(p) \right) \end{cases} \quad (3.4)$$

cf. Fleming & Soner (1993). Here we have used $v_{r^i}^j \equiv 0$ for $i \neq j$. Given the trading strategies X^{-j} of all the other agents, a candidate for the maximizer $c^j = \dot{X}^j$ should satisfy

$$0 = \lambda \frac{v_p^j}{v_{r^j}^j} + g \left(c^j + \dot{X}^{-j} \right) + c^j g' \left(c^j + \dot{X}^{-j} \right) \quad (3.5)$$

provided $v_{r^j}^j \neq 0$. We sum up these equations over the set of players in order to get the following characterization for the cumulated equilibrium trading speed $\sum_{i=1}^N \dot{X}_t^i$:

$$0 = \lambda \sum_{i=1}^N \frac{v_p^i}{v_{r^i}^i} + Ng \left(\sum_{i=1}^N \dot{X}_t^i \right) + \left(\sum_{i=1}^N \dot{X}_t^i \right) g' \left(\sum_{i=1}^N \dot{X}_t^i \right). \quad (3.6)$$

Due to Assumption 2.2, $z \mapsto Ng(z) + zg'(z)$ is strictly increasing. Hence, equation (3.6) admits a unique solution $\dot{X}^* = \dot{X}^* \left(\sum_{i=1}^N \frac{v_p^i}{v_{r^i}^i} \right)$. Plugging this solution back into (3.5) allows to compute the optimal strategy $c^j = \dot{X}^j$ in terms of v_p^j and $v_{r^i}^i$ as

$$c^j = \dot{X}^j = -\frac{1}{g'(\dot{X}^*)} \left[\lambda \frac{v_p^j}{v_{r^j}^j} + g(\dot{X}^*) \right]. \quad (3.7)$$

This expression is well defined if $v_{r^j}^j \neq 0$ because $g' > 0$. To conclude, we have turned the family of individual HJB-equations (3.4) into the following system of coupled PDEs for $j = 1, \dots, N$:

$$\begin{cases} 0 = v_t^j + \frac{1}{2} \sigma^2 v_{pp}^j + \lambda \dot{X}^* v_p^j + \dot{X}^j g(\dot{X}^*) v_{r^j}^j \\ v^j(T, p, r) = u^j(-r^j + H^j(p)) \end{cases} \quad (3.8)$$

where the coupling stems from the aggregate trading speed $\dot{X}^* = \dot{X}^* \left(\sum_{i=1}^N \frac{v_p^i}{v_{r^i}^i} \right)$.

Solving the system (3.8) is delicate, to say the least. The problem is the non-linearity coming from the expression $\dot{X}^j g(\dot{X}^*)$ along with the implicit dependence of \dot{X}^j on the derivatives v_p^i and $v_{r^i}^i$ and the fact that $v_{r^i}^i$ appears in the denominator. The latter problem can be coped with by assuming that (after a possible monotone transformation) the agents' risk preferences satisfy a translation property so that $u_r = 1$. A large class of such utility functions can be linked to backward stochastic differential equations but we choose not to embed our work into that line of research. We consider instead the case of risk neutral and CARA investors where the existence of a unique classical solution to the system (3.8) is guaranteed without any reference to backward equations. The proof uses the following a-priori estimates for the optimal trading strategies. It states that in equilibrium the trading speed is bounded. As a result, the agents' utilities from trading and the value function associated with their respective HJB equations along with (as we shall see) their derivatives are bounded.

Lemma 3.1. *Let $(\dot{X}^1, \dots, \dot{X}^N)$ be a Nash equilibrium for problem (2.5). Then each strategy \dot{X}^j satisfies*

$$|\dot{X}^j| \leq N \frac{\lambda}{\varepsilon} \max_i \|H_p^i\|_\infty.$$

Proof. Let $j \in J$, $h \triangleq \max_i \|H_p^i\|_\infty$ and $A \triangleq \left\{ \sum_{i=1}^N \dot{X}^i \geq 0 \right\}$ be the set where the aggregate trading speed is nonnegative. Let us fix the sum of the competitors' strategies \dot{X}^{-j} . On the set A the best response \dot{X}^j is bounded above by $K \triangleq \frac{\lambda}{\varepsilon} h$. Otherwise the truncated strategy $\dot{Y}^j \triangleq \dot{X}^j \wedge \frac{\lambda}{\varepsilon} h$ would outperform \dot{X}^j . To see this, let us compare the payoffs associated with \dot{X}^j and \dot{Y}^j . The payoff associated with X minus the payoff associated with Y can be estimated from

below as

$$\begin{aligned}
& - \int_0^T \dot{Y}^j g(\dot{Y}^j + \dot{X}^{-j}) dt + H^j(P_T(Y^j)) \\
& + \int_0^T \dot{X}^j g(\dot{X}^j + \dot{X}^{-j}) dt - H^j(P_T(X^j)) \\
\geq & \int_0^T \dot{Y}^j \left(g(\dot{X}^j + \dot{X}^{-j}) - g(\dot{Y}^j + \dot{X}^{-j}) \right) \\
& + (\dot{X}^j - \dot{Y}^j) g(\dot{X}^j + \dot{X}^{-j}) dt - \lambda(X_T^j - Y_T^j) \|H_p\|_\infty.
\end{aligned}$$

Note that $\dot{X}^j + \dot{X}^{-j} \geq 0$ on A and thus $g(\dot{X}^j + \dot{X}^{-j}) \geq 0$ due to Assumption 2.2. Furthermore, $g(\dot{X}^j + \dot{X}^{-j}) - g(\dot{Y}^j + \dot{X}^{-j}) \geq \varepsilon(\dot{X}^j - \dot{Y}^j)$, again by Assumption 2.2. The difference in the payoffs is therefore strictly bigger than

$$\begin{aligned}
& \int_0^T \dot{Y}^j \varepsilon (\dot{X}^j - \dot{Y}^j) dt - \lambda h \int_0^T \dot{X}^j - \dot{Y}^j dt \\
\geq & \int_{\dot{X}^j > \dot{Y}^j} (\varepsilon \dot{Y}^j - \lambda h) (\dot{X}^j - \dot{Y}^j) dt \\
= & 0.
\end{aligned}$$

This shows that \dot{X}^j is bounded above on the set A . A symmetric argument shows that on the complement A^c the optimal response is bounded below by $-K$. Furthermore, this implies that on A^c the optimal response is bounded above by

$$\dot{X}^j = \sum_{i=1}^N \dot{X}^i + \sum_{i \neq j} -\dot{X}^i \leq 0 + (N-1)K$$

A similar argument yields that \dot{X}^j is bounded below on A . This completes the proof. \square

Remark 3.2. *These a priori estimates, together with the boundedness assumption on the payoffs H^j , imply that the optimization problem (2.5) is bounded. Moreover, if a smooth solution to the PDE system (3.8) exists, it is bounded.* \diamond

In the one player framework we can use a standard result from the theory of stochastic control to show that (3.8) admits a unique solution.

Proposition 3.3. *Let $N = 1$ and for the terminal condition $\psi(p, r) \triangleq u(-r + H(p))$ let $\psi \in \mathcal{C}^3$ and let ψ, ψ_p, ψ_r satisfy a polynomial growth condition. Then the Cauchy problem (3.8) admits a unique classical solution in $\mathcal{C}^{1,2}$, which coincides with the value function V .*

Proof. Due to Lemma (3.1), the optimal control \dot{X} can be chosen from a compact set. Thus, we can apply Theorem IV.4.3 in Fleming & Soner (1993), which yields that (3.8) admits a unique solution in $\mathcal{C}^{1,2}$, which is of polynomial growth. It remains to apply the Verification Theorem IV.3.1 from Fleming & Soner (1993) to see that this solution coincides with the agent's value function V . \square

4 Examples

In this section we establish existence and uniqueness of equilibrium results for risk neutral and CARA investors. For risk neutral investors and linear cost functions the equilibrium strategies can be given in closed form; if spread crossing costs are involved a closed form solution is not available and we report numerical results instead.

4.1 Risk Neutral Agents

Let us assume that all players are risk neutral, i.e. $u^j(z) = z$. In a first step we prove existence of a unique solution to the system (3.8) for general cost functions g . Subsequently we construct an explicit solution to (3.8) for the linear cost structure used in Almgren & Chriss (2001).

4.1.1 General Cost Structure

Let g be a general cost function which satisfies Assumption 2.2. In the risk neutral case the value function of player j turns into

$$V^j(t, p, r) = -r^j + \sup_{X^j \in \mathfrak{X}} \mathbb{E}_t \left[- \int_t^T \dot{X}_s^j g \left(\sum_{i=1}^N \dot{X}_s^i \right) ds + H^j(P_T) | P_t = p \right].$$

In particular, $V_{r^j}^j \equiv -1$ so the optimal strategies do not depend on the trading costs. In other words, the state variable r is redundant and we omit it in this section. We write

$$V^j(t, p) \triangleq V^j(t, p, 0).$$

The HJB-equation (3.4) turns into

$$0 = v_t^j + \frac{1}{2} \sigma^2 v_{pp}^j + \sup_{c^j} \left[\lambda \left(c^j + \dot{X}^{-j} \right) v_p^j - c^j g \left(c^j + \dot{X}^{-j} \right) \right] \quad (4.1)$$

where we have used $v_{r^j}^j = -1$. The optimal trading speed form (3.7) is given by

$$c^j = \dot{X}^j = - \frac{1}{g'(\dot{X}^*)} \left[-\lambda v_p^j + g(\dot{X}^*) \right] \quad (4.2)$$

where the aggregate trading speed $\dot{X}^* = \sum_{i=1}^N \dot{X}^i$ is the unique solution to

$$0 = \lambda \sum_{i=1}^N v_p^i - N g \left(\sum_{i=1}^N \dot{X}_t^i \right) - \left(\sum_{i=1}^N \dot{X}_t^i \right) g' \left(\sum_{i=1}^N \dot{X}_t^i \right). \quad (4.3)$$

The system of PDEs (3.8) therefore takes the form

$$0 = v_t^j + \frac{1}{2} \sigma^2 v_{pp}^j + \lambda \dot{X}^* v_p^j - \dot{X}^j g \left(\dot{X}^* \right) \quad (4.4)$$

with terminal condition $v^j(T, p) = H^j(p)$. The following proposition shows that a unique solution exists if $H \in \mathcal{C}_b^2$, i.e. H and its derivatives up to order 2 are bounded. The proof follows from a general existence result stated in Appendix A.

Proposition 4.1. *Let $H \in \mathcal{C}_b^2$. Then the Cauchy problem (4.4) admits a unique classical solution in $\mathcal{C}^{1,2}$, which coincides with the vector of value functions.*

An alternative way of solving the system (4.4) is the following: If we sum up the N equations, we get a Cauchy problem for the aggregate value function $v \triangleq \sum_{i=1}^N v^i$, namely

$$0 = v_t + \frac{1}{2}\sigma^2 v_{pp} + \dot{X}^* \left[\lambda v_p - g(\dot{X}^*) \right]$$

with terminal condition $v(T, p) = \sum_{i=1}^N H^i(p)$. Existence and uniqueness of a solution to this one-dimensional problem can be shown using Theorem IV.8.1 in Ladyzenskaja (1968). Once the solution is known, we can plug it back into (4.4) and get N decoupled equations. This technique is applied in the following section where we construct an explicit solution for linear cost functions.

4.1.2 Linear Cost Structure

For the particular choice $g(z) = \kappa z$ ($\kappa > 0$) used in Almgren & Chriss (2001) and Schoeneborn & Schied (2007), the solution to (4.4) can be given explicitly.

Corollary 4.2. *Let $g(z) = \kappa z$. Then the solution of (4.4) can be given in closed form as the solution to a nonhomogeneous heat equation.*

Proof. The optimal trading speed from (4.2) and the aggregate trading speed from (4.3) are

$$\dot{X}^j = \frac{\lambda}{\kappa} \left(v_p^j - \frac{1}{N+1} \sum_{i=1}^N v_p^i \right) \quad (4.5)$$

$$\dot{X}^* = \sum_{i=1}^N \dot{X}^i = \frac{\lambda}{\kappa(N+1)} \sum_{i=1}^N v_p^i = \frac{\lambda}{\kappa(N+1)} v_p. \quad (4.6)$$

Let us sum up the N equations from (4.4). This yields the following PDE for the aggregate value function $v = \sum_{i=1}^N v^i$:

$$0 = v_t + \frac{1}{2}\sigma^2 v_{pp} + \frac{\lambda^2 N}{\kappa(N+1)^2} v_p^2 \quad (4.7)$$

with terminal condition $v(T, p) = \sum_{i=1}^N H^i(p)$. This PDE is a variant of *Burgers' equation*, cf. Rosencrans (1972). It allows for an explicit solution, which we cite in Lemma 4.3. With this solution at hand, we can solve for each single investor's value function. We plug the solution v back into the equations (4.5) and (4.6) for the trading speeds, and those into the PDE (4.4). This yields

$$0 = v_t^j + \frac{1}{2}\sigma^2 v_{pp}^j + \frac{\lambda^2}{\kappa(N+1)^2} v_p^2$$

with terminal condition $v^j(T, p) = H^j(p)$. This nonhomogeneous heat equation is solved by

$$v^j(T-t, p) = \int_{\mathbb{R}} H^j d_{\mathcal{N}}(p, \sigma t) + \frac{\lambda^2}{\kappa(N+1)^2} \int_0^t \int_{\mathbb{R}} v_p^2(s, \cdot) d_{\mathcal{N}}(p, \sigma(t-s))$$

where v is given in Lemma 4.3 and \mathcal{N} denotes the heat kernel. \square

In the preceding proof and in Corollary 4.5 we need the solution to a variant of *Burgers' equation*. We cite it in the following Lemma.

Lemma 4.3. *Let $A > 0, B \neq 0$. The PDE*

$$0 = 2v_t + Av_{pp} + Bv_p^2$$

with terminal value

$$v(T, p) = G(p)$$

is solved by

$$v(t, p) = \frac{A}{B} \log \left[\int_{\mathbb{R}} \exp \left(\frac{B}{A} G(\sqrt{A}z) \right) d_{\mathcal{N}} \left(\frac{p}{\sqrt{A}}, T-t \right) \right].$$

Proof. By means of a linear transformation we can reduce the problem to $A = B = 1$. This particular case is solved in Rosencrans (1972). \square

4.1.3 Numerical Illustrations

In the risk neutral setting, we were able to reduce the system of PDEs from the multi-player setting to the one-dimensional PDE (4.7) for the aggregate value function. This can be interpreted as the value function of the representative agent. Such reduction to a representative agent is not always possible for more general utility functions. In the sequel we illustrate the optimal trading speed $\dot{X}(t, p)$ and surplus³ of a representative agent as functions of time and spot prices for a European call options $H(P_T) = (P_T - K)^+$ and digital option $H(P_T) = \mathbf{1}_{\{P_T \geq K\}}$, respectively. We choose a linear cost function, strike $K = 100$, maturity $T = 1$, volatility $\sigma = 1$ and liquidity parameters $\lambda = \kappa = 0.01$. We see from Figure 1 that for the case of a call option both the optimal trading speed and the surplus increases with the spot; the latter also increases with the time to maturity. Furthermore, the increase in the trading speed is maximal, when the option is at the money. For digital options the trading speed is highest for at the money options close to maturity as the trader tries to push the sport above the strike. If the spot is far away from the strike, the trading speed is very small as it is unlikely that the trader can push the sport above the strike before expiry.

³By surplus we difference between the representative agent's optimal expected utility $v(t, p)$ and the conditional expected payoff $\mathbb{E}_t[H(P_T)|P_t = p]$ in the absence of any market impact.

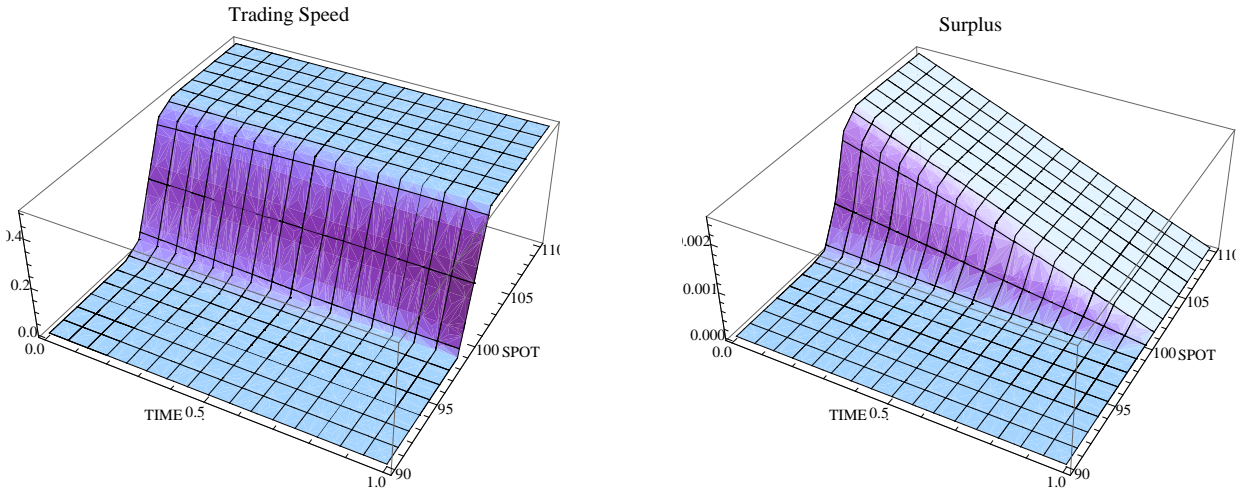


Figure 1: Trading speed and surplus for a risk neutral investor holding a European Call option.

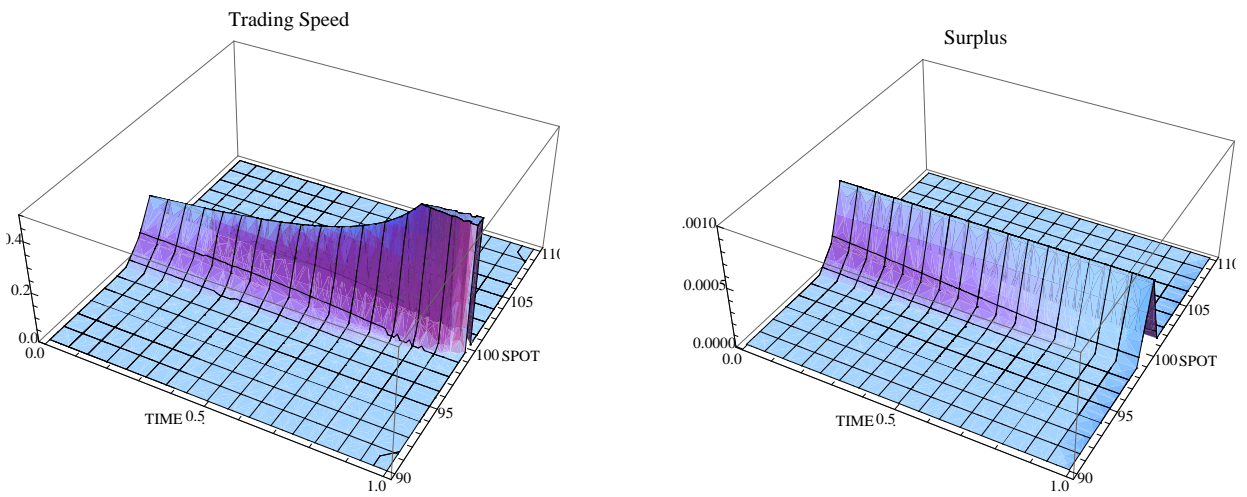


Figure 2: Trading speed and surplus for a risk neutral investor holding a Digital option.

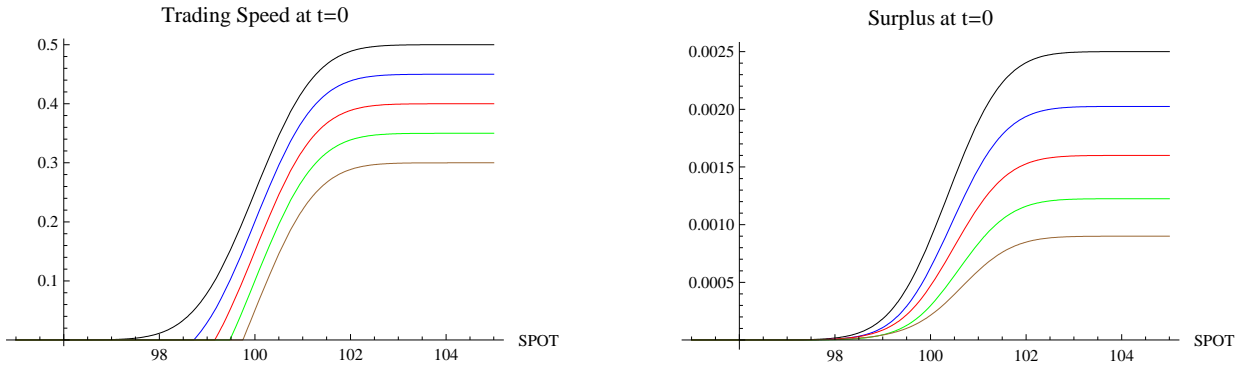


Figure 3: Trading speed and surplus for a risk neutral investor holding a European Call option for different spread sizes $s = 0$ (black), 0.001 (blue), 0.002 (red), 0.003 (green), 0.004 (brown). The higher the spread, the smaller the trading speed and the surplus.

Figures 3 and 4 illustrate that a high spread makes manipulation unattractive. It shows the optimal trading speed and the surplus at time $t = 0$ for the Call and Digital option in the one player framework. We used the cost function

$$g(z) = \kappa z + s \cdot \text{sign}(z) \quad \text{for different spreads } s \in \{0, 0.001, 0.002, 0.003, 0.004\}$$

with the remaining parameters as above. We see that the higher the spread, the smaller the trading speed and the surplus. This is intuitive as frequent trading, in particular, when the option is at the money, incurs high spread crossing costs. The same is true for fixed transaction costs which also discourage frequent trading.

4.2 Risk Averse Agents

A second class which yields explicit results is those of exponential utility functions $u^j(z) = -\exp(-\alpha^j z)$ for $j = 1, \dots, N$, where $\alpha^j > 0$ is the risk aversion coefficient. In this case the value functions satisfy

$$V^j(t, p, r) = \exp(\alpha^j r^j) \cdot V^j(t, p, 0)$$

and thus $V_{r^j}^j = \alpha^j V^j$. We suppress the state variable r and write $V^j(t, p) \triangleq V^j(t, p, 0)$. As above, we first show existence and uniqueness of a solution for a general cost structure. In a second step, we derive the closed form solution for the linear cost function in the single player framework.

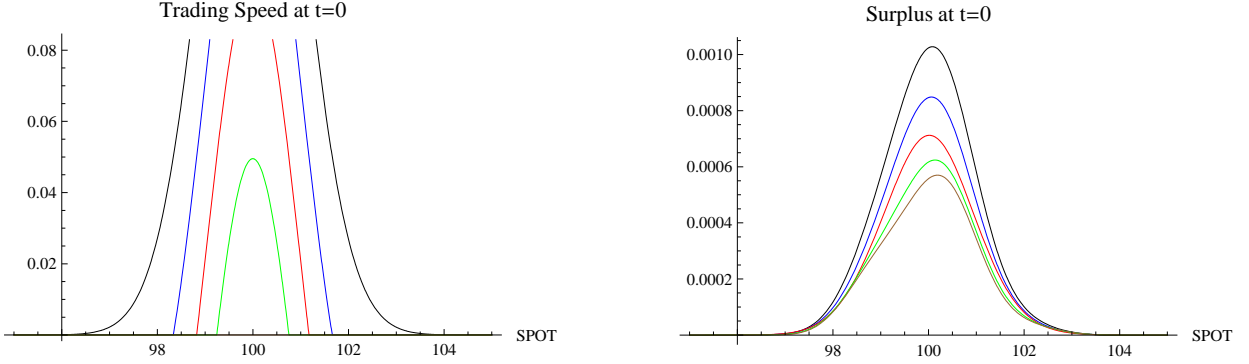


Figure 4: Trading speed and surplus for a risk neutral investor holding a Digital option for different spread sizes $s = 0$ (black), 0.001 (blue), 0.002 (red), 0.003 (green), 0.004 (brown). The higher the spread, the smaller the trading speed and the surplus.

4.2.1 General Cost Structure

The HJB-equation (3.4) turns into

$$0 = v_t^j + \frac{1}{2}\sigma^2 v_{pp}^j + \sup_{c^j} \left[\lambda \left(c^j + \dot{X}^{-j} \right) v_p^j + c^j g \left(c^j + \dot{X}^{-j} \right) \alpha^j v^j \right] \quad (4.8)$$

with terminal condition $v^j(T, p) = -\exp(-\alpha^j H^j(p))$. We apply the linear transformation $\tilde{v}^j \triangleq -\frac{1}{\alpha^j} \log(-v^j)$ to turn the HJB equation into

$$0 = \tilde{v}_t^j + \frac{1}{2}\sigma^2 \tilde{v}_{pp}^j - \frac{1}{2}\sigma^2 \alpha^j (\tilde{v}_p^j)^2 + \sup_{c^j} \left[\lambda \left(c^j + \dot{X}^{-j} \right) \tilde{v}_p^j - c^j g \left(c^j + \dot{X}^{-j} \right) \right] \quad (4.9)$$

with terminal condition $\tilde{v}^j(T, p) = H^j(p)$. Note that this equation equals the HJB-equation (4.1) in the risk neutral setting, up to the quadratic term $-\frac{1}{2}\sigma^2 \alpha^j (\tilde{v}_p^j)^2$. As in (4.2), the optimal trading speeds are

$$c^j = \dot{X}^j = -\frac{1}{g'(\dot{X}^*)} \left[-\lambda \tilde{v}_p^j + g(\dot{X}^*) \right] \quad (4.10)$$

where the aggregate trading speed \dot{X}^* is the unique solution to

$$0 = \lambda \sum_{i=1}^N \tilde{v}_p^i - N g \left(\sum_{i=1}^N \dot{X}_t^i \right) - \left(\sum_{i=1}^N \dot{X}_t^i \right) g' \left(\sum_{i=1}^N \dot{X}_t^i \right). \quad (4.11)$$

If we plug \dot{X}^* and \dot{X}^j back into (4.9), we get

$$0 = \tilde{v}_t^j + \frac{1}{2}\sigma^2 \tilde{v}_{pp}^j - \frac{1}{2}\sigma^2 \alpha^j (\tilde{v}_p^j)^2 + \lambda \dot{X}^* v_p^j - \dot{X}^j g(\dot{X}^*). \quad (4.12)$$

We can show existence and uniqueness of a solution.

Proposition 4.4. *Let $H^j \in \mathcal{C}_b^2$ for each $j \in J$. The Cauchy problem 4.9 admits a unique solution, which coincides with the vector of value functions (up to an exponential transformation).*

Proof. See appendix A. □

4.2.2 Linear Cost Structure, Single Player

For the one player case with linear cost structure, we have an explicit solution:

Corollary 4.5. *Let $N = 1$ and $g(z) = \kappa z$. Then the Cauchy problem 4.9 admits a unique solution, which can be given in closed form.*

Proof. The maximizer in (4.9) is

$$c = \dot{X} = \frac{\lambda}{2\kappa} \tilde{v}_p$$

and the Cauchy problem (4.12) turns into

$$0 = \tilde{v}_t + \frac{1}{2} \sigma^2 \tilde{v}_{pp} + \left(\frac{\lambda^2}{4\kappa} - \frac{1}{2} \sigma^2 \alpha \right) \tilde{v}_p^2$$

with terminal condition $v(T, p) = H(p)$. This is Burgers' equation. Its explicit solution is given in Lemma 4.3. □

4.2.3 Numerical Illustrations

Let us conclude this section with numerical illustrations. We simulated the system (4.8) for two players. Figure 5 shows the aggregate optimal trading speed $\dot{X}(0, p) + \dot{Y}(0, p)$ and the surpluses $v^j(0, p) - \mathbb{E}[u^j(H(P_T)) | P_0 = p]$ for time $t = 0$ and different spot prices $p \in [95, 105]$ for the European Call option $H(P_T) = (P_T - K)^+$; we assume that Player 1 (blue) is the option writer and Player 2 (red) the option issuer. We chose the strike $K = 100$, maturity $T = 1$, volatility $\sigma = 2$ and liquidity parameters $\lambda = \kappa = 0.01$ and risk aversion parameters $\alpha^1 = 0.01, \alpha^2 = 0.01$ (plain), respectively, $\alpha^1 = 0.001, \alpha^2 = 0.1$ (dashed). Since Player 1 has a long position in the option, she has an incentive to buy the underlying; for the same reason Player 2 has an incentive to sell it (Panel (b)). Our simulations suggest that the dependence of the equilibrium trading speed on the agents' risk aversion is weak (Panels (b) and (c)) and that overall the option issuer is slightly more active than the option writer. Furthermore, we see from Panel (d) that the issuer benefits more from reducing her loss than the writer benefits from increasing her gains. This effect is due to the concavity of the utility function and increases with the risk aversion.

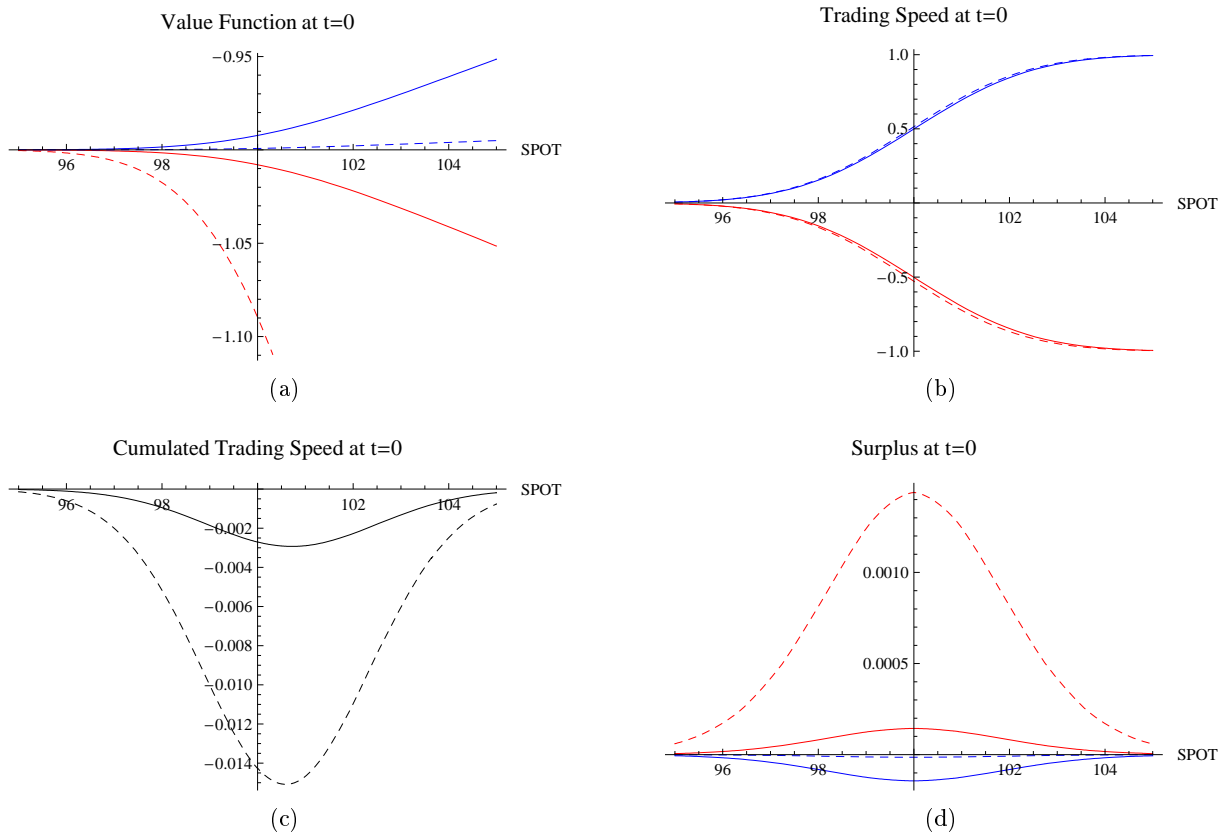


Figure 5: Value function, trading speed, aggregate trading speed and surplus for the writer (blue) and issuer (red) of a European Call option when both agents are risk averse. The plain (dashed) curves display the case where issuer is about as (more) risk averse than the option writer.

5 How to Avoid Manipulation

In this section, we use the closed form solutions for risk neutral agents derived in subsection 4.1.2 to illustrate how an option issuer may prevent other market participants from trading against her by using their impact on the dynamics of the underlying. Some of our observations were already made in Gallmeyer & Seppi (2000) in a three-period binomial model. We start with the simplest case of a zero-sum game.

Corollary 5.1. *Let all players be risk neutral with offsetting payoffs $\sum_{i=1}^N H^i = 0$. Then the aggregate trading speed is $\sum_{i=1}^N \dot{X}^i \equiv 0$.*

Proof. If $\sum_{i=1}^N H^i = 0$ then (4.6) and (4.7) imply that the aggregate value function $v = \sum_{i=1}^N v^i$ equals zero. It follows from (4.6) that the aggregate trading speed vanishes. \square

Loosely speaking in a zero-sum game, if all option traders are risk neutral and willing to move the market in their favor, their combined effect cancels. We note that this is no longer true for general utility functions, as illustrated in figure 5. Of course, in reality market manipulation is illegal and many investors are unable to manipulate the underlying in the first place. This is why we now look at the following asymmetric situation: The option issuer, Player 0, does not trade the underlying; her competitor, Player 1, owns the derivative $H^1 \neq 0$ and intends to move the stock price to her favor. In addition, there are $N - 1$ informed investors without option endowment in the market. They are "predators" that may supply liquidity and thus reduce the first player's market impact, cf. Carlin, Lobo & Viswanathan (2007) and Schoeneborn & Schied (2007). We find that the more informed competitors are active, the less aggregate manipulation will occur.

Corollary 5.2. *Let $H^1 \neq 0$ and $H^i = 0$ for $i = 2, \dots, N$. Then $\lim_{N \rightarrow \infty} \sum_{i=1}^N \dot{X}_t^i = 0$.*

Proof. The solution v to the Cauchy problem (4.7) with terminal condition

$$v(T, p) = \sum_{i=1}^N H^i(p) = H^1(p)$$

is bounded uniformly in N . Equation (4.6) yields

$$\sum_{i=1}^N \dot{X}^i = \frac{\lambda}{\kappa} \frac{1}{N+1} v_p \xrightarrow{N \rightarrow \infty} 0.$$

\square

Let us modify the preceding setting a little. Again, Player 0 issues a product H and does not intend to manipulate the underlying, while her competitors do. More precisely, assume that player 0 splits the product H into pieces and sells them to N risk neutral competitors, such that each of

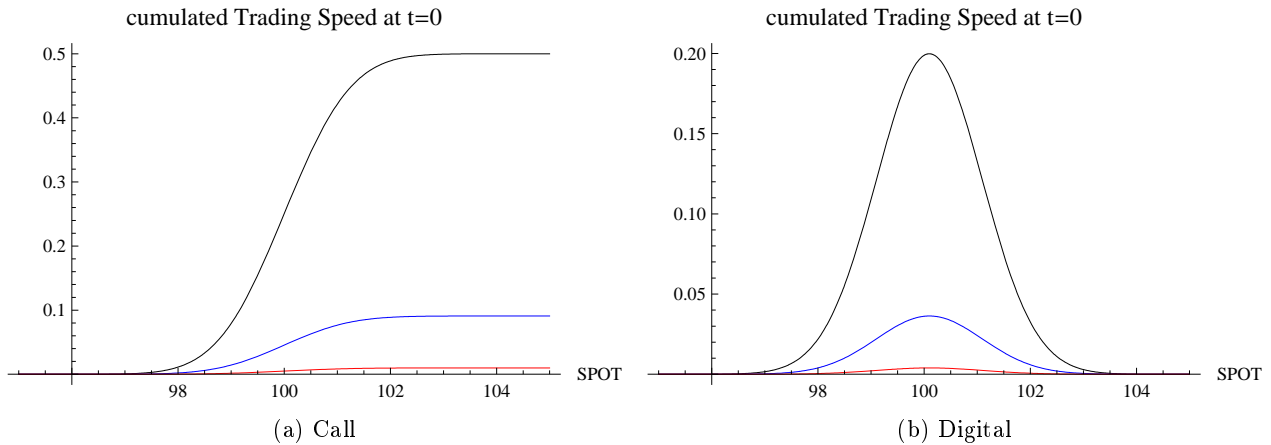


Figure 6: Aggregate trading speed \dot{X}^* at time $t = 0$ for $N = 1$ (black), 10 (blue), 100 (red) players each holding $1/N$ shares of a Call (left) and Digital (right) option with strike $K = 100$. The more agents, the less aggregate manipulation.

them gets $\frac{1}{N}H$. We find that their aggregate trading speed $\sum_{i=1}^N \dot{X}^i$ is decreasing in the number of competitors N . Consequently, the option issuer should sell her product to as many investors as possible in order to avoid being outsmarted. We illustrate this result in figure 6, which shows the aggregate trading speed at time $t = 0$ of N players each holding $1/N$ option shares.

Corollary 5.3. *Let $H^i = \frac{1}{N}H$ for $i = 1, \dots, N$. Then for each $t \in (0, T]$ the aggregate trading speed $\sum_{i=1}^N \dot{X}_t^i$ is decreasing in N and $\lim_{N \rightarrow \infty} \sum_{i=1}^N \dot{X}_t^i = 0$.*

Proof. As in the preceding corollary, the assertion follows from equations (4.7) and (4.6). \square

The preceding results indicate how an option issuer can prevent her competitors from manipulation. One strategy is public announcement of the transaction: the more informed liquidity suppliers on the market, the smaller the impact on the underlying. A second strategy is splitting the product into pieces; the more option writers, the less manipulation. Let us conclude this section with a surprisingly simple way to avoid manipulation: using options with physical delivery.

Remark 5.4. *Calls, Puts and Forwards with physical delivery do not induce stock price manipulation.* \diamond

Proof. Consider a risk neutral agent who owns $\Theta > 0$ Call options with physical delivery and strike K . As above, we denote by X her strategy in the underlying. At maturity, she exercises

$0 \leq \theta \leq \Theta$ of her Call options. Problem (2.5) turns into:

$$\begin{aligned}
& \sup_{X \in \mathfrak{X}, \theta \leq \Theta} \mathbb{E} \left[\int_0^T -\dot{X}_t(P_t + \kappa \dot{X}_t) dt + (X_T + \theta) \left(P_T - \frac{1}{2} \lambda (X_T + \theta) \right) - \theta K \right] \\
&= \sup_{X \in \mathfrak{X}, \theta \leq \Theta} \mathbb{E} \left[\int_0^T -\kappa \dot{X}_t^2 dt + \theta \left(P_T - \frac{1}{2} \lambda \theta \right) - \theta K \right] \\
&= \sup_{X \in \mathfrak{X}} \mathbb{E} \left[\int_0^T -\kappa \dot{X}_t^2 dt \right] + \sup_{\theta \leq \Theta} \left[\theta \left(P_T - \frac{1}{2} \lambda \theta \right) - \theta K \right] \\
&= \sup_{\theta \leq \Theta} \left[\theta \left(P_T - \frac{1}{2} \lambda \theta \right) - \theta K \right]
\end{aligned}$$

where the first term in the first line describes the expected trading costs in $[0, T]$ and the liquidation value of $\theta + X_T$ stock shares at maturity. The optimal trading strategy is $X \equiv 0$. The same holds true for Put options and Forward options with physical delivery. \square

6 Conclusion

We investigated the strategic behavior of option holders in illiquid markets. If trading the underlying has a permanent impact on the stock price, the possession of derivatives with cash delivery may induce market manipulation. We showed the existence and uniqueness of optimal trading strategies in continuous time and for a general cost function; in the one player framework for general utility functions, and in the multi-player case for risk neutral as well as CARA investors. Moreover, we showed how market manipulation can be reduced.

Our work may be extended in several directions. Foremost, we derived our results under Assumption 2.5. This assumption is only satisfied in the single-player risk-neutral case where the expected costs of buying a portfolio over a finite time interval under market impact equals its expected liquidation value under infinitely slow liquidation and does not hold in general. The problem of defining a proper notion of liquidation value under strategic interaction is important but was not our focus and is left for future research. Furthermore, it would be interesting to consider American or path-dependent options as well as more sophisticated market impact models such as Obizhaeva & Wang (2006) that account for resilience effects and temporary price impacts.

A An Existence Result

In this section, we prove Propositions 4.1 and 4.4 where the PDE (4.4) in the risk neutral setting is a special case of the system (4.9) for risk averse agents, with $\alpha^j = 0$ for each j . In order to establish our existence and uniqueness of equilibrium result, we adopt the proof of Proposition 15.1.1 in Taylor (1997) to our framework. After time inversion from t to $T - t$ both systems of

PDEs are of the form

$$v_t = Lv + F(v_p) \tag{A.1}$$

for $v \triangleq (v^1, \dots, v^N)$, where L is the Laplace-operator

$$L = \frac{1}{2} \sigma^2 \frac{\partial^2}{\partial p^2}$$

and $F = (F^1, \dots, F^N)$ is of the form

$$F^j(v_p) = -\frac{1}{2} \sigma^2 \alpha^j (v_p^j)^2 + \lambda \dot{X}^* v_p^j - \dot{X}^j g(\dot{X}^*).$$

Here \dot{X}^* and \dot{X}^j are given implicitly by (4.2) and (4.3). The initial condition is

$$v(0, p) = H(p) = (H^1, \dots, H^N). \tag{A.2}$$

We rewrite (A.1) in terms of an integral equation as

$$v(t) = e^{tL} + \int_0^t e^{(t-s)L} F(v_p(s)) ds \triangleq \Psi v(t). \tag{A.3}$$

and seek a fixed point of the operator Ψ on the following set of functions:

$$\mathbb{X} = \mathcal{C}_b^1(\mathbb{R}, \mathbb{R}^N) \triangleq \{v \in \mathcal{C}^1(\mathbb{R}, \mathbb{R}^N) \mid v, v_p \text{ bounded}\}$$

equipped with the norm

$$\|v\|_{\mathbb{X}} \triangleq \|v\|_{\infty} + \|v_p\|_{\infty}.$$

We set $\mathbb{Y} \triangleq \mathcal{C}_b$. Note that \mathbb{X} and \mathbb{Y} are Banach spaces and the semi-group e^{tL} associated with the Laplace operator is strongly continuous on \mathbb{X} , sends \mathbb{Y} on \mathbb{X} and satisfies

$$\|e^{tL}\|_{\mathcal{L}(\mathbb{Y}, \mathbb{X})} \leq Ct^{-\gamma}$$

for some $C > 0$, $\gamma < 1$ and $t \leq 1$. Furthermore, the nonlinearity F is locally Lipschitz and belongs to \mathcal{C}^∞ . Indeed, the map $a \mapsto \dot{X}^*(a)$ is \mathcal{C}^∞ , due to the implicit function theorem with first derivative

$$\frac{\partial}{\partial v_p} \dot{X}^*(v_p) = \frac{\lambda}{(N+1)g'(\dot{X}^*(v_p)) - \dot{X}^*(v_p)g''(\dot{X}^*(v_p))}$$

where the denominator is positive due to Assumption 2.2. The cost function g is \mathcal{C}^∞ by assumption. In particular, the assumptions of Proposition 15.1.1 in Taylor (1997) are satisfied.

The a-priori estimates of Proposition 3.1 yield that, if a solution v to (A.1) exists, it is bounded in the sense $\|v\|_{\mathbb{X}} \leq K$. Therefore, we define

$$\mathbb{X}_K \triangleq \{v \in \mathbb{X} \mid \|v\|_{\mathbb{X}} \leq K\}$$

and choosing K large enough we may assume that the initial condition satisfies $H \in \mathbb{X}_K$.

We are now ready to prove existence and uniqueness of a solution to (A.3). Proposition 15.1.1 in Taylor (1997) gives a solution for a small time horizon $[0, \tau]$, with $\tau > 0$ specified below. We apply his argument recursively to extend the solution to $[0, T]$.

Proposition A.1. *There is $\tau > 0$ such that for each $n \in \mathbb{N}_0$, the PDE (A.3) with initial condition (A.2) admits a unique classical, bounded solution in \mathbb{X}_K on the time horizon $[0, n\tau \wedge T]$. This solution coincides with the value function.*

Proof. 1. For $n = 0$, there is nothing to prove. Pick $n \in \mathbb{N}$ such that $n\tau < T$. By induction, we can assume that there is a solution $v^{(n)} \in \mathbb{X}_K$ on the time horizon $[0, n\tau]$. In particular, the initial condition for the next recursion step $h^{(n)} \triangleq v^{(n)}(n\tau)$ is in \mathbb{X}_K .

2. Fix $\delta > 0$. We construct a short time solution on the following set of functions:

$$Z^{(n+1)} \triangleq \left\{ v \in \mathcal{C}([n\tau, (n+1)\tau], \mathbb{X}) \mid v(n\tau) = h^{(n)}, \left\| u(t) - h^{(n)} \right\|_{\mathbb{X}} \leq \delta \forall t \right\}.$$

To this end, we first show that $\Psi : Z^{(n+1)} \rightarrow Z^{(n+1)}$ is a contraction, if $\tau > 0$ is chosen small enough.

For this, let τ_1 be small enough such that for $t \leq \tau_1$ and any $v \in \mathbb{X}_K$ we have

$$\left\| e^{tL}v - v \right\|_{\mathbb{X}} \leq \frac{1}{2}\delta.$$

Here we used that e^{tL} is a continuous semigroup and $\|v\|_{\mathbb{X}} \leq K$. In particular, for $v = h^{(n)}$:

$$\left\| e^{tL}h^{(n)} - h^{(n)} \right\|_{\mathbb{X}} \leq \frac{1}{2}\delta.$$

For $v \in Z^{(n+1)}$, the derivative v_p is uniformly bounded in the sense $\|v_p\|_{\infty} \leq \|h^{(n)}\|_{\mathbb{X}} + \delta \leq K + \delta$. Hence, we only evaluate F on compact sets. By assumption, F is locally Lipschitz. In particular, F is Lipschitz on compact sets. In other words, there is a constant K_1 such that for any $v, w \in Z^{(n+1)}$ we have

$$\|F(v_p) - F(w_p)\|_{\mathbb{Y}} \leq K_1 \|v - w\|_{\mathbb{X}}$$

This implies, for $w = h^{(n)}$

$$\begin{aligned} \|F(v_p)\|_{\mathbb{Y}} &\leq \left\| F(h_p^{(n)}) \right\|_{\mathbb{Y}} + K_1 \|v - h^{(n)}\|_{\mathbb{X}} \\ &\leq K + K_1\delta \\ &\triangleq K_2. \end{aligned}$$

This, together with the boundedness assumption on e^{tL} , yields

$$\begin{aligned} \left\| \int_{n\tau}^t e^{(t-y)L} F(v_p(y)) dy \right\|_{\mathbb{X}} &\leq t \|e^{tL}\| \sup_{n\tau \leq y \leq t} \|F(v_p(y))\|_{\mathbb{Y}} \\ &\leq t^{1-\gamma} C K_2. \end{aligned}$$

This quantity is $\leq \frac{1}{2}\delta$ if $t \leq \tau_2 \triangleq \left(\frac{\delta}{2CK_2}\right)^{\frac{1}{1-\gamma}}$.

Finally, it follows that for $v \in Z^{(n+1)}$ we have

$$\begin{aligned} \left\| \Psi v - h^{(n)} \right\|_{\mathbb{X}} &\leq \left\| e^{tL} h^{(n)} - h^{(n)} \right\|_{\mathbb{X}} + \left\| \int_{n\tau}^t e^{(t-y)L} F(v_p(y)) dy \right\|_{\mathbb{X}} \\ &\leq \frac{1}{2}\delta + \frac{1}{2}\delta = \delta. \end{aligned}$$

This shows that Ψ maps $Z^{(n+1)}$ into itself.

It remains to show that Ψ is a contraction. Let $v, w \in Z^{(n+1)}$. Then

$$\begin{aligned} \left\| \Psi v(t) - \Psi w(t) \right\|_{\mathbb{X}} &= \left\| \int_{n\tau}^t e^{(t-y)L} [F(v_p(y)) - F(w_p(y))] dy \right\|_{\mathbb{X}} \\ &\leq t \left\| e^{tL} \right\| \sup_{n\tau \leq y \leq t} \left\| F(v_p(y)) - F(w_p(y)) \right\|_{\mathbb{Y}} \\ &\leq t^{1-\gamma} CK_2 \sup_{n\tau \leq y \leq t} \left\| v(y) - w(y) \right\|_{\mathbb{X}} \end{aligned}$$

The quantity $t^{1-\gamma} CK_2$ is $\leq \frac{1}{2}$ if $t \leq \tau_3 \triangleq \left(\frac{1}{2CK_2}\right)^{\frac{1}{1-\gamma}}$. This proves that Ψ is a contraction in $Z^{(n+1)}$, if τ is small in the sense

$$0 < \tau \triangleq \min\{\tau_1, \tau_2, \tau_3\}.$$

Note that the time step τ does not depend on n . It is the same in every recursion step.

3. It follows that Ψ has a unique fix point v in $Z^{(n+1)}$. In other words, we constructed a function $v \in \mathcal{C}([n\tau, (n+1)\tau], \mathbb{X}) = \mathcal{C}^{0,1}[n\tau, (n+1)\tau]$ which solves the PDE (A.3) with initial condition $v(s) = h^{(n)} = v^{(n)}(n\tau)$ on the time interval $[n\tau, (n+1)\tau]$.

This solution is actually in $\mathcal{C}^{1,2}((n\tau, (n+1)\tau] \times \mathbb{R}, \mathbb{R}^N)$, due to Proposition 15.1.2 in Taylor (1997). Furthermore, v is bounded by construction. Indeed, $\|v\|_{\infty} \leq \|h^{(n)}\|_{\mathbb{X}} + \delta \leq K + \delta$.

We define the new solution as

$$v^{(n+1)} \triangleq v^{(n)} \mathbb{1}_{\{0 \leq t \leq n\tau\}} + v \mathbb{1}_{\{n\tau < t \leq (n+1)\tau\}}.$$

By construction, $v^{(n+1)}$ solves (A.3) on the time horizon $[0, (n+1)\tau]$ and is bounded and in $\mathcal{C}^{1,2}$. Hence, we can apply the Verification Theorem IV.3.1 from Fleming & Soner (1993), which yields that $v^{(n+1)}$ coincides with the vector of value functions (up to time reversal and an exponential transformation, if $\alpha^j > 0$). The a priori estimate in Proposition 3.1 yields that $v^{(n+1)} \in \mathbb{X}_K$. In particular, $\|v^{(n+1)}((n+1)\tau)\|_{\mathbb{X}} \leq K$, which is necessary for the next recursion step.

This completes the proof. \square

References

- [1] Alfonsi, A., A. Fruth & A. Schied: *Optimal execution strategies in limit order books with general shape functions*, 2007. Preprint, to appear in Quantitative Finance
- [2] Almgren, R. & N. Chriss: *Optimal Execution of Portfolio Transaction*, 2001. Journal of Risk 3, 5-39
- [3] Carlin, B. I., M. S. Lobo & S. Viswanathan: *Episodic liquidity crises: Cooperative and predatory trading*, 2007. Journal of Finance 65(5), 2235-2274
- [4] Çetin, U., R. Jarrow & P. Protter: *Liquidity risk and arbitrage pricing theory*. 2004. Finance and Stochastics 8 (3), 311 - 341
- [5] Fleming, W. H. & H. M. Soner: *Controlled Markov Processes and Viscosity Solutions*, 1993. Springer Verlag, New York
- [6] Gallmeyer, M. & D. Seppi: *Derivative Security Induced Price Manipulation*, 2000. Working Paper, Carnegie Mellon University
- [7] Huberman, G. & W. Stanzl: *Price Manipulation and Quasi-Arbitrage*, 2004. Econometrica 72 (4), 1247 - 1275.
- [8] Jarrow, R.: *Derivative Security Markets, Market Manipulation, and Option Pricing Theory*, 1994. Journal of Financial and Quantitative Analysis, 29(2), June, 241-261
- [9] Kumar, P. & D. Seppi: *Futures Manipulation with Cash Settlement*, 1992. Journal of Finance 47 (4), 1485 - 1502
- [10] Ladyzenskaja, O. A., V. A. Solonnikov & N. N. Ural'ceva: *Linear and Quasi-linear Equations of Parabolic Type*, 1968. Number 23 in Translations of Mathematical Monographs. American Mathematical Society.
- [11] Obizhaeva, A. & J. Wang: *Optimal Trading Strategy and Supply/Demand Dynamics*, 2006. Forthcoming in Journal of Financial Markets
- [12] Rogers, L. C. G. & S. Singh: *The cost of illiquidity and its effects on hedging*, 2007. Preprint
- [13] Rosencrans, S.I.: *Derivation of the Hopf-Cole Solution to Burgers' Equation by Stochastic Integrals*, 1972. Proc. Amer. Math. Soc, Vol 32, 147-149
- [14] Schoenbucher, P. & P. Wilmott: *The Feedback Effect of Hedging in Illiquid Markets*, 2000. SIAM Journal of Applied Mathematics, 61, 232-272

- [15] Schoeneborn, T. & A. Schied: *Liquidation in the Face of Adversity: Stealth Vs. Sunshine Trading, Predatory Trading Vs. Liquidity Provision*, 2007. Working Paper
- [16] Schoeneborn, T. & A. Schied: *Risk aversion and the dynamics of optimal liquidation strategies in illiquid markets*, 2008. Working paper
- [17] Taylor, M. E.: *Partial Differential Equations. III. Nonlinear Equations*, 1997. Springer Verlag, New York
- [18] Vanden, J. M. : *Digital Contracts and Price Manipulation*, 2005. Journal of Business, 78(5), September, 1891-1916