

FTUAM-08-26
 IFT-UAM/CSIC-08-94
 DFPD-09-TH-01
 ULB-TH/09-01
 IFIC/09-01

Dark coupling

M.B. Gavela ^{a 1} D. Hernández ^{a 2}, L. Lopez Honorez ^{a,b 3}
 O. Mena ^{c 4}, and S. Rigolin ^{d 5}

^a Departamento de Física Teórica and Instituto de Física Teórica,
 Universidad Autónoma de Madrid, 28049 Cantoblanco, Madrid, Spain

^b Service de Physique Théorique,
 Université Libre de Bruxelles, 1050 Brussels, Belgium

^c Instituto de Física Corpuscular, IFIC, CSIC and Universidad de Valencia, Spain

^d Dipartimento di Fisica “Galileo Galilei”, Università di Padova, via Marzolo 8, I-35131 Padova, Italia

Abstract

The two dark sectors of the universe - dark matter and dark energy - may interact with each other. Background and linear density perturbation evolution equations are developed for a generic coupling. We then establish the general conditions necessary to obtain models free from early time non-adiabatic instabilities. As an application, we consider a viable universe in which the interaction strength is proportional to the dark energy density. The scenario does not exhibit “phantom crossing” and is free from instabilities, including early ones. A sizeable interaction strength is compatible with combined WMAP, HST, SN, LSS and $H(z)$ data. Neutrino mass and/or cosmic curvature are allowed to be larger than in non-interacting models. Our analysis sheds light as well on unstable scenarios previously proposed.

¹ belen.gavela@uam.es,

² d.hernandez@uam.es

³ laura.lopez@uam.es

⁴ mena@ific.uv.es

⁵ stefano.rigolin@pd.infn.it

1 Introduction

Current cosmological measurements point to a *flat* universe whose mass-energy composition includes 5% ordinary matter and 22% non-baryonic dark matter, while it is dominated by the so-called “dark energy” component, identified as the engine for accelerated expansion [1–5].

The most economical description of current cosmological measurements explains the nature of dark energy as a Cosmological Constant (CC) in Einstein’s equations, representing an invariable vacuum energy density. The equation of state w of the dark energy component in the CC case is constant and $w = P_{de}/\rho_{de} = -1$, where P_{de} and ρ_{de} denote dark energy pressure and density, respectively. However, when computing the vacuum energy density from the quantum field theory approach, the naively expected value exceeds the measured one by 123 orders of magnitude and it needs to be cancelled by extreme fine-tuning. This unhappy situation has been dubbed the CC Problem. Disregarding anthropic justifications, and in the absence of a fundamental symmetry which sets the vacuum energy to vanishingly small values, it is appropriate to look for alternative physical mechanisms. A related problem is the so called *why now?* or *coincidence* problem, i.e. why the dark matter and dark energy contributions to the energy budget of the universe are similar at this precise moment of the cosmic history.

An *a priori* appealing avenue is to look for a dynamical explanation of the accelerated expansion. Under the inspiration of the idea of inflation, it has become quite popular to consider cosmic scalar fields, dubbed *quintessence*, which would drive the expansion of the universe [6–11]. However, quintessence models are not better than the CC scenario as regards fine-tuning: no symmetry explains the tiny value of the potential at its minimum, which is imposed *by hand*. In spite of this, it seems worth to study the role that scalar fields may play in the evolution of the universe and explore the possibility of a dynamic understanding of the problem.

Cosmic scalar fields, if present, may couple to all other fields in nature. While the strength of interactions between ordinary matter and the dark energy fields are severely constrained by observation [12], significant interactions within the dark sectors itself, *i.e.* between dark matter and dark energy, are still allowed and could affect significantly the universe evolution. Interacting dark matter-dark energy models have been proposed since the 90’s (see [13] for a complete set of references). They were first explored in the context of coupled quintessence [9, 14, 15]. Some quintessence models gain extra motivation for being particular cases of theories of modified gravity (i.e. Brans-Dicke theories). Others have been proposed as a natural explanation to the coincidence problem [16]. Finally, it was pointed out [17] that when dark matter and dark energy interact, the system may mimic an effective $w < -1$ naturally: current data still allows for such a possibility.

In this paper we explore the simple idea that the densities of dark matter and dark energy do not evolve independently but coupled, although we will not refer to any particular cosmic field. The interaction strength between the two dark sectors will be generically dubbed as “*dark coupling*”. To fix the ideas, the possible interactions can

be parametrized [18] by

$$\nabla_{\mu} T_{(dm)\nu}^{\mu} = Q u_{\nu}^{(dm)} / a , \quad (1)$$

$$\nabla_{\mu} T_{(de)\nu}^{\mu} = -Q u_{\nu}^{(dm)} / a , \quad (2)$$

with $T_{(dm)\nu}^{\mu}$ and $T_{(de)\nu}^{\mu}$ the energy momentum tensors for the dark matter and dark energy components, respectively. The dark matter four velocity $u_{\nu}^{(dm)}$ is defined in the synchronous gauge, in terms of the fluid proper velocity $v_{(dm)}^i$, as $u_{\nu}^{(dm)} = a(-1, v_{dm}^i)$, where $\mu = 0..3$ and $i = 1..3$. The coefficient Q encodes the dark coupling, that is, it stands generically for the interaction rate between the two dark sectors^{6 7}.

In uncoupled models, any $w \neq -1$ value is tantamount to dynamical dark energy and in consequence dark energy density perturbations develop, contrary to the case of pure vacuum energy ($w = -1$). The dark interaction, when present, will impinge on the density perturbations. Recently, using the results of Ref. [20, 21], a consistent treatment of perturbations in models of dark coupling has been proposed. It was pointed out in Ref. [18] that early time instabilities may arise for constant equation of state, $w \neq -1$, driven by the coupling terms appearing in the non-adiabatic dark energy pressure perturbations. It was also claimed that such instabilities are present no matter how weak is the coupling.

In this paper:

- We formalize the evolution equations for a general coupling Q , up to first order in linear perturbation theory.
- We definitely clarify the origin of the non-adiabatic instabilities, identify the instability regions as a function of the model parameters and propose the general conditions necessary to avoid them.
- The above results will be then illustrated within a successful class of models, in which Q is proportional to the dark energy density. Present data will be shown to allow for a sizeable interaction strength and to imply weaker cosmological limits on neutrino masses or cosmic curvature with respect to non-interacting scenarios.
- Finally, a comparative discussion of the existing literature will shed light on previously proposed models.

⁶It is to be noticed that an alternative parametrization, in which the right-hand side of Eqs. (1) and (2) would be substituted simply by Q and $-Q$, would lead for the choices of Q considered in this work to the same results than those found below, as the difference only shows up in the equations for the θ_{dm} evolution, which are not operative in the synchronous gauge, comoving with dark matter.

⁷ Notice as well that more covariantly-written parametrizations are possible and even desirable, such as for instance to assume instead a dark coupling term $\propto T_{(i)\mu}^{\mu} u_{\nu}^{(j)}$, or $\propto T_{(i)\nu}^{\mu} u_{\nu}^{(j)}$, with i, j denoting some species, and alike phenomenological ansatzs. The qualitative findings to be developed in this paper will also hold for such constructions, whose details will be explored elsewhere [19]. In order to compare with previous work in the literature we will stick in this paper to the formulation adopted in Eqs. (1) and (2) above.

2 Background and linear perturbations

Consider a flat universe described by the Friedman-Robertson-Walker (FRW) metric. We will work in the synchronous gauge [22,23] comoving with dark matter, *i.e.* a gauge in which the dark matter peculiar velocity vanishes. Focusing on the dark energy and dark matter evolution and assuming pressureless dark matter $w_{dm} = P_{dm}/\rho_{dm} = 0$, it follows from Eqs. (1) and (2) that the evolution of the background energy densities is given by:

$$\dot{\rho}_{dm} + 3\mathcal{H}\rho_{dm} = Q, \quad (3)$$

$$\dot{\rho}_{de} + 3\mathcal{H}\rho_{de}(1+w) = -Q, \quad (4)$$

where the dot indicates derivative with respect to conformal time $d\tau = dt/a$ and $\mathcal{H} = \dot{a}/a$. The effective background equations of state for the two fluids are thus given by

$$w_{dm}^{eff} = -\frac{Q}{3\mathcal{H}\rho_{dm}}, \quad (5)$$

$$w_{de}^{eff} = w + \frac{Q}{3\mathcal{H}\rho_{de}}, \quad (6)$$

where w would be the dark-energy equation of state for a vanishing interaction. Equations (5) and (6) suggest immediately how the interaction between the two fluids can contribute to the effective value of the dark energy equation of state. Furthermore, they show that positive (negative) values of Q contribute as an effective negative (positive) pressure in the dark matter background equation. This leads to less (more) dark matter in the past than in the uncoupled case and, as a consequence, the matter radiation equality will happen later (earlier) on.

Also notice that a universe in accelerated expansion today requires $w < -1/3$ even in the presence of a dark coupling. Indeed, the deceleration parameter satisfies:

$$q = -\frac{\dot{\mathcal{H}}}{\mathcal{H}^2} = \frac{1}{2}(1 + 3w\Omega_{de}) \quad (7)$$

either with or without dark coupling. In this equation we neglected the curvature contribution.

The coupling between the two dark sectors will also affect the evolution of the dark matter and dark energy density perturbations, $\delta\rho_{dm}$ and $\delta\rho_{de}$, respectively. In the synchronous comoving gauge, metric scalar perturbations are described by the two usual fields [24] $h(x, \tau)$ and $\eta(x, \tau)$. Defining $\delta \equiv \delta\rho/\rho$ for the fluid density perturbations, $\theta \equiv \partial_i v^i$ for the divergence of the fluid proper velocity v^i and using Eq. (1) for pressureless dark matter, it results at first order in perturbation theory:

$$\dot{\delta}_{dm} = -\frac{1}{2}\dot{h} + \delta[Q/\rho_{dm}]. \quad (8)$$

For dark energy, using Eq. (2) it follows that:

$$\dot{\delta}_{de} = -(1+w)(\theta_{de} + \frac{1}{2}\dot{h}) - 3\mathcal{H}\left(\frac{\delta P_{de}}{\delta\rho_{de}} - w\right)\delta_{de} - \delta[Q/\rho_{de}], \quad (9)$$

$$\dot{\theta}_{de} = -\mathcal{H}(1-3w)\theta_{de} + \frac{k^2}{1+w}\frac{\delta P_{de}}{\delta\rho_{de}}\delta_{de} + \frac{Q}{\rho_{de}}\theta_{de}. \quad (10)$$

The initial conditions for the dark matter and dark energy density perturbations will be taken in what follows as in Ref [24]; in particular we assume $\delta_{de} = 0$ initially. For numerical computations and illustrative plots, we have used the publicly available **CAMB** code [25], which includes the full evolution for all species (photons, neutrinos, baryons, dark matter and dark energy), modifying it to take into account the dark coupling.

2.1 The doom factor

Equations (8), (9) and (10) are written in the dark matter rest frame. However, a priori, the dark energy sound speed, $c_{s\,de}^2 = \frac{\delta P_{de}}{\delta \rho_{de}}$, is only well known in the rest frame of dark energy [26]. It can be shown [26] that:

$$\delta P_{de} = \hat{c}_{s\,de}^2 \delta \rho_{de} - (\hat{c}_{s\,de}^2 - c_{a\,de}^2) \dot{\rho}_{de} \frac{\theta_{de}}{k^2}, \quad (11)$$

where $\hat{c}_{s\,de}^2$ is the propagation speed of pressure fluctuations in the rest frame of dark energy and $c_{a\,de}^2 = \dot{P}_{de}/\dot{\rho}_{de}$ is the so called ‘‘adiabatic sound speed’’, which for constant w satisfies $c_{a\,de}^2 = w$. In the presence of a dark coupling, from Eqs. (4) and (11) it follows that

$$\begin{aligned} \frac{\delta P_{de}}{\delta \rho_{de}} &= \hat{c}_{s\,de}^2 + 3(\hat{c}_{s\,de}^2 - c_{a\,de}^2)(1 + w_{de}^{eff}) \frac{\mathcal{H}\theta_{de}}{k^2 \delta_{de}} \\ &= \hat{c}_{s\,de}^2 + 3(\hat{c}_{s\,de}^2 - c_{a\,de}^2)(1 + w)(1 + \mathbf{d}) \frac{\mathcal{H}\theta_{de}}{k^2 \delta_{de}}, \end{aligned} \quad (12)$$

where we define

$$\mathbf{d} \equiv \frac{Q}{3\mathcal{H}\rho_{de}(1 + w)}, \quad (13)$$

where \mathbf{d} stands for *doom*: we dub it so as it is precisely this extra factor, proportional to the dark coupling Q , which may induce non-adiabatic instabilities in the evolution of dark energy perturbations. Its sign will be determinant, as we are going to show.

Rewriting Eqs. (8), (9) and (10) in terms of $\hat{c}_{s\,de}^2$ and \mathbf{d} , we have:

$$\dot{\delta}_{dm} = -\frac{1}{2}\dot{h} + 3\mathcal{H}(1 + w) \delta \left[\frac{\rho_{de}}{\rho_{dm}} \mathbf{d} \right], \quad (14)$$

$$\begin{aligned} \dot{\delta}_{de} &= -(1 + w)(\theta_{de} + \frac{1}{2}\dot{h}) - 3\mathcal{H}(1 + w) \delta[\mathbf{d}] \\ &\quad - 3\mathcal{H}(\hat{c}_{s\,de}^2 - w) \left[\delta_{de} + 3\mathcal{H}(1 + w)(1 + \mathbf{d}) \frac{\theta_{de}}{k^2} \right], \end{aligned} \quad (15)$$

$$\dot{\theta}_{de} = -\mathcal{H}(1 - 3\hat{c}_{s\,de}^2 - 3\mathbf{d}(\hat{c}_{s\,de}^2 + 1))\theta_{de} + \frac{k^2}{1 + w} \hat{c}_{s\,de}^2 \delta_{de}, \quad (16)$$

where $\delta[\mathbf{d}]$ includes δQ and δ_{de} contributions.

Below, in addition to $w < -1/3$, the speed of sound $\hat{c}_{s\,de}^2$ will be assumed positive, with $\hat{c}_{s\,de}^2 = 1$ in numerical computations.

2.2 Early time (in)stabilities

In general, the evolution of the dark energy and the dark matter perturbations are directly coupled. Indeed, it is known that, even in the uncoupled case, once $w \neq -1$ the dark matter and dark energy perturbation evolution depend on each other [27] (see also Sec. 2.3).

When the dark fluid linear perturbation equations are combined into second order differential equations, they take the generic form ⁸:

$$\delta_{dm}'' = A_m \frac{\delta_{dm}}{a^2} + B_m \frac{\delta_{dm}'}{a} + \mathcal{F}(\rho_i, \delta_i, \delta_i'; i \neq dm), \quad (17)$$

$$\delta_{de}'' = A_e \frac{\delta_{de}}{a^2} + B_e \frac{\delta_{de}'}{a} + \mathcal{G}(\rho_i, \delta_i, \delta_i'; i \neq de), \quad (18)$$

where $' = \partial/\partial a$ and the function \mathcal{F} (\mathcal{G}) stores the dependence in all variables but δ_{dm} or δ_{de} (δ_{de} or δ_{de}').

The evolution of a perturbation will depend on the relative weight of the three terms in the corresponding equation *and* on their signs:

1. For positive A , the A and B terms taken by themselves would induce a rapid growth of the perturbation, which may be damped or antidamped (reinforced) depending on whether B is negative or positive, respectively ⁹. In particular, for A and B both positive, the solution may enter in an exponentially growing, unstable, regime.
2. For negative A , in contrast, the A and B terms taken alone describe a harmonic oscillator, with oscillations damped (antidamped) if B is negative (positive). In the $A, B < 0$ regime, the third term may play in fact the leading role.

It is worth reviewing the uncoupled scenario in detail before proceeding further: in it, dark matter perturbations behave as in case 1 above (with $A > 0$ and $B < 0$), while dark energy ones provide an example of behavior as in case 2.

2.3 Uncoupled case

Consider first the growth of dark matter and dark energy density perturbations, in the absence of dark coupling ($Q = 0$), at large scales ($\mathcal{H}/k^2 \ll 1$) and early times, when $\Omega_{de}\delta_{de}$ can be neglected as $\Omega_{de} \ll \Omega_i$ for $i =$ all other species. In this regime,

$$\delta_{dm}'' = \frac{3}{2}\Omega_{dm} \frac{\delta_{dm}}{a^2} - \frac{3}{2} \frac{\delta_{dm}'}{a} + \mathcal{F}, \quad (19)$$

$$\delta_{de}'' = -\frac{9}{2}(c_{s\,de}^2 - w) \frac{\delta_{de}}{a^2} - \left(\frac{5}{2} - 3w\right) \frac{\delta_{de}'}{a} + \mathcal{G}, \quad (20)$$

⁸We surrender here to the extend habit of expressing first order temporal differential equations in terms of conformal time, $\dot{} = \partial/\partial\tau$, while in second order ones $' = \partial/\partial a$ is used.

⁹Obviously, for $|B| \gg |A|$ a negative B would prevent the onset of growth for any sign of A .

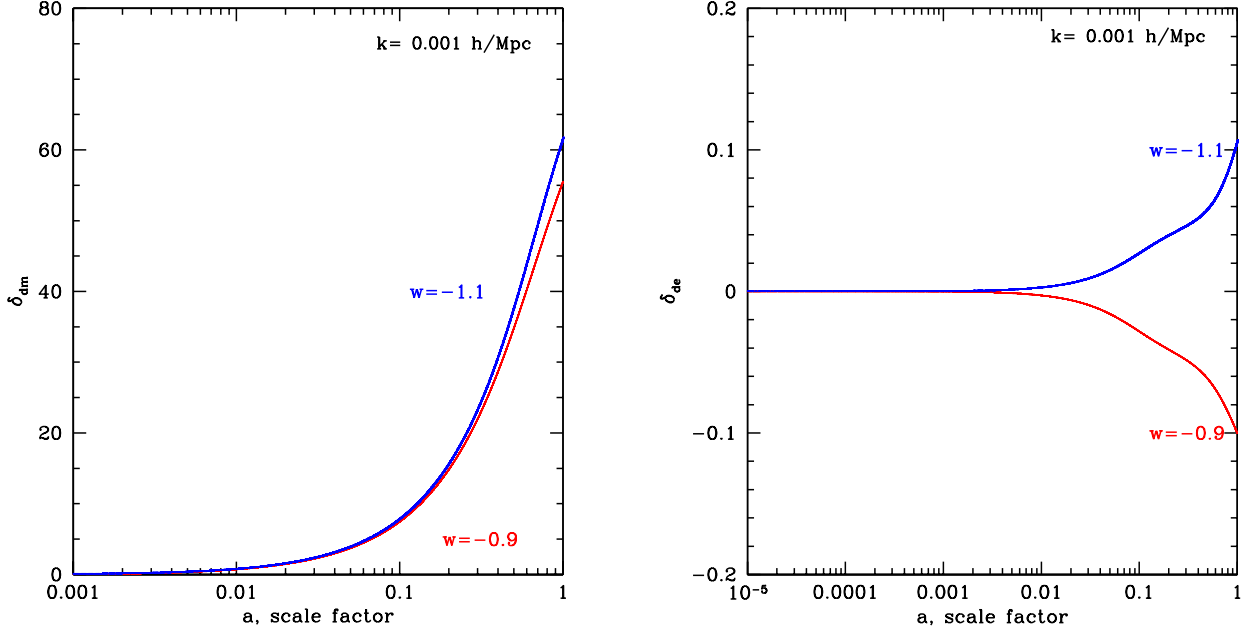


Figure 1: *Left panel: The blue (red) curve depicts the evolution of the δ_{dm} perturbation vs the scale factor for $k = 0.001$ h/Mpc and $w = -1.1$ ($w = -0.9$). Right panel: same as in the left panel but for the δ_{de} evolution.*

with the functions \mathcal{F} and \mathcal{G} are given by:

$$\begin{aligned}
 \mathcal{F} &= \frac{3}{2} \sum_{i \neq dm} \left(1 + 3 \frac{\delta P_i}{\delta \rho_i} \right) \Omega_i \frac{\delta_i}{a^2}, \\
 \mathcal{G} &= \frac{(1+w)}{2} \left[3 \sum_{i \neq de} \left(1 + 3 \frac{\delta P_i}{\delta \rho_i} \right) \Omega_i \frac{\delta_i}{a^2} - 2 (3\hat{c}_{s\,de}^2 - 1) \frac{\delta'_{dm}}{a} \right]. \quad (21)
 \end{aligned}$$

Equation (19) for dark matter density perturbations has $A > 0$ and $B < 0$: the latter term damps the growth of dark matter perturbations propitiated by the A term, with the overall well known polynomial rising, see Fig. 1 (left panel) .

Equation (20) for dark energy perturbations has instead both A and B coefficients negative, with the first two terms describing then a damped harmonic oscillator and in this case the contribution of radiation, dark matter and matter encoded in \mathcal{G} drives the evolution, see Fig. 1 (right panel). Equations (20) and (21) also illustrate that, for constant $w \neq -1$, dark energy perturbations do develop even in absence of coupling, seeded by the \mathcal{G} term, in contrast to the $w = -1$ (pure vacuum energy) case, in which no perturbation can develop in the dark energy background.

2.4 Strongly coupled case

Consider now the opposite case in which the dark-coupling terms dominate over the usual one. For $\hat{c}_{sde}^2 > 0$ considered all through, the *strong coupling regime* can be characterized by

$$|\mathbf{d}| = \left| \frac{Q}{3\mathcal{H}\rho_{de}(1+w)} \right| > 1, \quad (22)$$

which guarantees that the interaction among the two dark sectors drives the non-adiabatic contribution to the dark energy pressure wave, see Eq. (12), and becomes the leading term in Eq. (15) for $\dot{\delta}_{de}$ and Eq. (16) for $\dot{\theta}_{de}$. At large scales, those equations reduce to:

$$\dot{\delta}_{de} \simeq -3\mathcal{H}(\hat{c}_{sde}^2 - w) \left(\delta_{de} + 3\mathcal{H}(1+w) \mathbf{d} \frac{\theta_{de}}{k^2} \right) - (1+w) \left(3\mathcal{H} \delta[\mathbf{d}] + \frac{\dot{h}}{2} \right), \quad (23)$$

$$\dot{\theta}_{de} \simeq 3\mathcal{H} \mathbf{d} (\hat{c}_{sde}^2 + 1) \theta_{de} + \frac{k^2 \hat{c}_{sde}^2}{1+w} \delta_{de}. \quad (24)$$

The complete second order differential equation describing the growth of dark energy perturbations can be found in Appendix A; for values of w near -1 and in the strong coupling regime, the δ_{de} and δ'_{de} contribution to the second order differential equation reads

$$\delta''_{de} \simeq 3 \mathbf{d} (\hat{c}_{sde}^2 + 1) \left(\frac{\delta'_{de}}{a} + 3 \frac{\delta_{de}}{a^2} \frac{(\hat{c}_{sde}^2 - w)}{\hat{c}_{sde}^2 + 1} + \frac{3(1+w)}{a^2} \delta[\mathbf{d}] \right) + \dots \quad (25)$$

The sign of the coefficient B_e of δ'_{de} in this expression is crucial for the analysis of instabilities, as previously argued, see Eq. (18). Notice that the size and sign of the B_e coefficient also determines the growth rate of θ_e in Eq. (24). Assuming $\hat{c}_{sde}^2 > 0$, it reduces to the sign of the doom factor \mathbf{d} defined in Eq. (13).

Indeed, as previously argued, a positive \mathbf{d} acts as an antidamping source in the growth Eq. (25). Whenever $\mathbf{d} > 1$, it will trigger an exponential runaway growth of the dark energy perturbations when simultaneously the overall sign of the A_e coefficient of δ_{de} , resulting from the last two terms in Eq. (25), is also positive. Large scale instabilities arise then and the universe appears to be nonviable.

3 A simple viable model: $Q \propto \rho_{de}$

Let us consider now a specific simple coupled model, with the interaction rate $Q = \xi \mathcal{H} \rho_{de}$. Equations (1) and (2) become consequently:

$$\nabla_{\mu} T_{(dm)\nu}^{\mu} = \xi \mathcal{H} \rho_{de} u_{\nu}^{(dm)} / a, \quad (26)$$

$$\nabla_{\mu} T_{(de)\nu}^{\mu} = -\xi \mathcal{H} \rho_{de} u_{\nu}^{(dm)} / a, \quad (27)$$

where ξ is a dimensionless coupling which will be taken as constant. It parametrizes in this model the dark coupling strength. Somewhat similar coupled models have been explored in the literature [15, 18, 28–31] In particular the authors of Ref. [18], assuming $Q \propto \rho_{dm}$ or $Q \propto \rho_{dm} + \rho_{de}$, concluded that their models, with constant w , do not provide viable scenarios due to the presence of early time instabilities.

We will show here, though, that the model described by Eqs. (26) and (27) can satisfy all current observational constraints, without suffering from the instabilities pointed out in [18], even for constant w . In this section we will analyze this model in detail, postponing, and extending, the discussion of the scenarios presented in Ref. [18] to Sec. 4.

3.1 Background

The dark matter and dark energy background densities evolve in this model as two fluids, coupled with a strength linearly dependent on the dark energy density present at any given time of the cosmic evolution,

$$\dot{\rho}_{dm} + 3\mathcal{H}\rho_{dm} = \xi\mathcal{H}\rho_{de} \quad (28)$$

$$\dot{\rho}_{de} + 3\mathcal{H}\rho_{de}(1 + w_{de}) = -\xi\mathcal{H}\rho_{de}, \quad (29)$$

which then correspond to two fluids with effective equations of state given by

$$w_{dm}^{eff} = -\frac{\xi}{3} \frac{\rho_{de}}{\rho_{dm}}, \quad (30)$$

$$w_{de}^{eff} = w + \frac{\xi}{3}. \quad (31)$$

Note that for constant w , w_{de}^{eff} is also constant while w_{dm}^{eff} is redshift dependent. The solutions to equations (3) and (4) are then:

$$\rho_{dm} = \rho_{dm}^{(0)} a^{-3} + \rho_{de}^{(0)} \frac{\xi}{3w_{de}^{eff}} (1 - a^{-3w_{de}^{eff}}) a^{-3}, \quad (32)$$

$$\rho_{de} = \rho_{de}^{(0)} a^{-3(1+w_{de}^{eff})}. \quad (33)$$

The dark energy density is thus always positive, all along the cosmic evolution and since its initial moment. To ensure that the same happens with the dark matter density, all values of $w < 0$ are acceptable for $\xi < 0$, while for positive ξ it is required that $\xi \lesssim -w$.

The resulting evolution of the relative energy densities is shown in Fig. 2, where the present matter and dark energy densities have been imposed to be 0.27 and 0.73 (a procedure to be repeated all through the paper). We see that negative (positive) couplings lead to more (less) dark matter in the past than in the uncoupled case, as expected. As a consequence, the matter radiation equality happens earlier (later) on. Fig. (2) illustrates as well that positive (negative) values of Q soften (worsen) the coincidence problem, although the difference turns out to be quantitatively minor for the phenomenologically allowed values of ξ . It will be shown in Sect. 3.5 that models

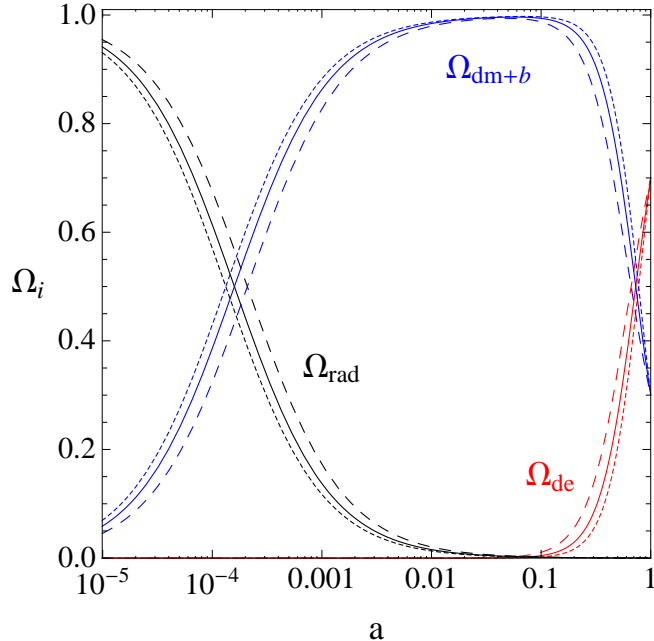


Figure 2: *Scenario with $Q \propto \rho_{de}$. Relative energy densities of dark matter plus baryons Ω_{dm+b} (blue), radiation Ω_{rad} (black) and dark energy Ω_{de} (red), as a function of the scale factor a , for $w=-0.9$. Three values of the coupling are illustrated: $\xi = 0$ (solid curve), 0.25 (long dashed curve) and -0.25 (short dashed curve).*

with $\xi < 0$ and $1 + w > 0$ will give the best agreement with large scale structures observations.

Finally, Eqs. (31) and (33) show that the so-called phantom regime, in which the dark energy density would diverge in the future, can only happen in this model for $1 + w_{de}^{eff} < 0$, that is, for $w < -1 - \xi/3$, instead of $w < -1$ in the uncoupled case.

3.2 Dark coupling vs. dynamical dark energy

From the previous analysis one can wonder what would be the dark energy equation of state reconstructed from observational data, if analyzed assuming no coupling. Indeed a dynamical, redshift-dependent, equation of state $\tilde{w}(z)$ (where z denotes redshift), can be mimicked by the combination of constant w plus the dark coupling ξ .

A wealth of data are sensitive to the Hubble parameter $H(z)$ or functions of its integral. When such data are analyzed assuming no dark coupling, the following expression

for the Friedmann equation is to be considered ¹⁰:

$$R_H(z) = \frac{H^2(z)}{H_0^2} = \Omega_{dm}^{(0)}(1+z)^3 + \Omega_{de}^{(0)} \exp \left[3 \int_0^z dz' \frac{1 + \tilde{w}(z')}{1 + z'} \right], \quad (34)$$

where $\Omega_i^{(0)} = \rho_i^{(0)}/\rho_c^{(0)}$, being $\rho_c^{(0)}$ the critical energy density today. Relation (34) can be inverted to obtain $\tilde{w}(z)$ as a function of $R_H(z)$:

$$\tilde{w}(z) = \frac{1}{3} \frac{(1+z)dR_H/dz - 3R_H}{R_H - \Omega_{dm}^{(0)}(1+z)^3}. \quad (35)$$

An analogous relation between the redshift dependent equation of state and the luminosity distance and its derivative was also obtained previously [32].

In contrast, in the presence of the dark coupling, from Eqs. (32) and (33) it results for the simple model analyzed in this section

$$R_H(z) = (1+z)^3 \left[\Omega_{dm}^{(0)} + \Omega_{de}^{(0)} \frac{\xi}{3w_{de}^{eff}} \left(1 - (1+z)^{3w_{de}^{eff}} \right) + \Omega_{de}^{(0)} (1+z)^{3w_{de}^{eff}} \right]. \quad (36)$$

Comparing Eqs. (34) and (36), it follows the relation between the hypothetically reconstructed expression of a dynamical equation of state $\tilde{w}(z)$ and the constant w, ξ parameters of the darkly coupled universe:

$$\tilde{w}(z) = \frac{w}{1 - \frac{\xi}{3w_{de}^{eff}} (1 - (1+z)^{-3w_{de}^{eff}})}, \quad (37)$$

an expression which at small redshifts tends to:

$$\tilde{w}(z) \sim w(1 + \xi z), \quad (38)$$

while $\tilde{w}(z) \rightarrow 0$ at very large redshifts.

A striking implication of Eq. (37) is that the reconstructed equation of state would show a peculiar divergent behavior for those models in which the denominator vanishes. In fact, for modified gravity models and coupled scalar-tensor models a similar behavior was previously pointed out [33,34]: their reconstructed $\tilde{w}(z)$ could appear singular at some point in the past and cross the “phantom boundary” $w = -1$.

In the phenomenologically viable model discussed here *no* such divergent behavior can arise in the $\tilde{w}(z)$ reconstruction, for negative values of the dark coupling ξ for any $w < 0$. Whereas, for positive dark coupling values, a “phantom-like” behavior appears, with the divergence occurring at redshift $z \sim \mathcal{O}(1 - 10)$, depending on the specific values of the parameters.

All these different behaviors are illustrated in Fig. 3, for $w = -0.9$ and $\xi = \pm 0.8, \pm 0.2$. The model with $w = -0.9$ and $\xi = 0.8$ is not viable, due to negative dark matter energy density, and it is shown only for illustration purposes. Notice that

¹⁰We obviate here as well, for the sake of the argument, the contribution to $\Omega_{TOT}^{(0)}$ of any species other than dark matter and dark energy: baryons, neutrinos and curvature.

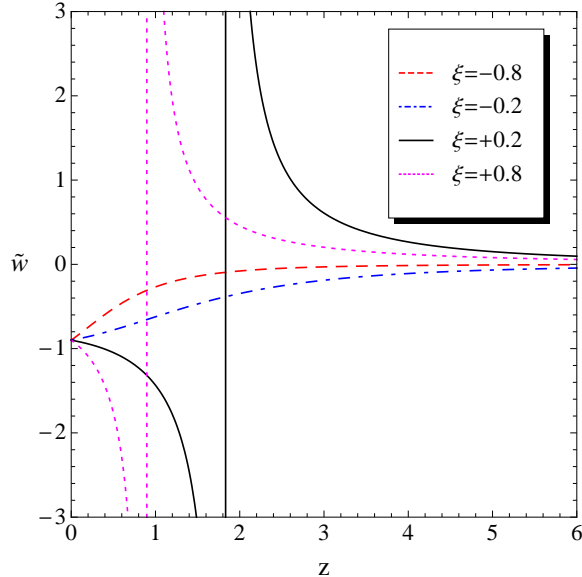


Figure 3: Scenario with $Q \propto \rho_{de}$. Reconstructed $\tilde{w}(z)$ as function of z , for $w = -0.9$. The black (solid) and magenta (short dashed) curves depict the $\tilde{w}(z)$ behaviour for $\xi = 0.2$ and $\xi = 0.8$. The blue (long-short dashed) and the red (long dashed) curves denote the $\tilde{w}(z)$ behaviour for $\xi = -0.2$ and $\xi = -0.8$. Notice that for positive values of ξ we recover the divergent phantom-crossing behavior appearing in scalar-tensor theories.

an apparently diverging behavior of the equation of state could thus be a clean indicator of the sign of a putative dark coupling. Furthermore, the degeneracy between a dynamical equation of state and a constant w plus dark coupling, discussed in this subsection, can be disentangled with other z -sensitive data, such as precision BAO or SuperNovae measurements and the growth of perturbations seeding large structure formation, as it will be seen in Sec. 3.5.

3.3 Linear perturbation theory

The propagation of dark energy pressure waves is driven by Eq. (12) as explained above, with the doom factor Eq. (13) given in this case by:

$$\mathbf{d} = \frac{\xi}{3(1+w)}. \quad (39)$$

The evolution of the perturbations, in the synchronous comoving gauge, is described by Eqs. (14), (15) and (16) with, in the present scenario,

$$\delta[\mathbf{d}] = 0, \quad (40)$$

$$\delta \left[\frac{\rho_{de}}{\rho_{dm}} \mathbf{d} \right] = \mathbf{d} \frac{\rho_{de}}{\rho_{dm}} (\delta_{de} - \delta_{dm}). \quad (41)$$

The dark matter density perturbation changes in size with respect to the uncoupled case. It is easy to confirm numerically that the major effect of the coupling on the dark matter distribution results from the background, though, for dark coupling values small enough so as to allow viable models. For negative couplings, there is more dark matter in the past. As a consequence, dark matter perturbations cluster more and the density perturbation is larger.

3.4 Early time (in)stability

The strong coupling regime is defined by $|\mathbf{d}| > 1$, as explained in Sec. 2.4. In this regime and for large scales, $\mathcal{H}/k \gg 1$, the dark energy perturbations are described by Eqs. (23) and (24), where in this case Eqs. (39), (40) and (41) above apply. It leads, for constant $w \neq -1$, to a δ_{de} and δ'_{de} contribution to the early time growth at large scales, described by

$$\delta''_{de} \simeq 3(1 + \hat{c}_{sde}^2) \mathbf{d} \left(\frac{\delta'_{de}}{a} + 3 \frac{\delta_{de}}{a^2} \frac{(\hat{c}_{sde}^2 - w)}{\hat{c}_{sde}^2 + 1} \right) + \dots \quad (42)$$

which shows that the sign of \mathbf{d} defines the (un)stable regimes ¹¹:

1. For $\mathbf{d} < 0$, that is, for $\xi < 0$ and $1 + w > 0$ (or $\xi > 0$ and $1 + w < 0$), no instabilities are expected;
2. When ξ and $1 + w$ have the same sign, instabilities can develop at early times whenever $\mathbf{d} > 1$.

Sweeping over all possible values of ξ and w , we have indeed confirmed numerically these predictions. We summarize our instability criteria for the present model in Tab. 1. An example of the onset of unstable behaviour is shown in Fig. 4, right panel, in which the particular choice of w and ξ makes the model unstable at early times, see Tab. 1. The left panel of Fig. 4 depicts instead the dark energy perturbation, δ_{de} , versus the scale factor a in a model free of instabilities and pathological behaviors in the linear perturbation evolution, notwithstanding the strong coupling regime.

In the next subsection, we will confront in detail the model with data, sweeping over values of the dark coupling strength $\xi < 0$, although models with $\xi > 0$ are also viable as long as $\xi > -w$, as previously shown.

3.5 Cosmological constraints

We explore here the current constraints on the dark energy-dark matter coupling ξ , considered constant, allowing for a non zero spatial curvature. The framework used is a cosmological model described by ten free parameters,

$$\theta = \{\omega_b, \omega_{dm}, \theta_{CMB}, \tau, \Omega_k, f_\nu, w, \xi, n_s, A_s\} , \quad (43)$$

¹¹Recall that $\hat{c}_{sde}^2 \geq 0$ is assumed all through.

Model: $Q \propto \rho_{de}$	$1 + w$	ξ	ρ_{dm}	ρ_{de}	\mathbf{d}	Early time instability?
	+	+	\mp	+	+	Yes
	+	-	+	+	-	No
	-	-	+	+	+	Yes
	-	+	\mp	+	-	No

Table 1: *Scenario with $Q \propto \rho_{de}$. Stability criteria driven by the sign of \mathbf{d} in Eq. (39), for $|\mathbf{d}| > 1$. The \mp signs indicates that ρ_{dm} is negative in the past for large positive couplings only.*

Parameter	Prior
ω_b	0.005-0.1
ω_{dm}	0.01-0.99
θ_{CMB}	0.5-10
τ	0.01-0.8
Ω_k	-0.1-0.1
f_ν	0-0.3
w	-1-0
ξ	-2-0
n_s	0.5-1.5
$\ln(10^{10} A_s)$	2.7-4.0

Table 2: *Priors for the cosmological fit parameters considered in this work. All priors are uniform in the given intervals.*

where $\omega_b = \Omega_b h^2$ and $\omega_{dm} = \Omega_{dm} h^2$ are the physical baryon and dark matter densities respectively, θ_{CMB} ¹² is proportional to the ratio of the sound horizon to the angular diameter distance, τ is the reionisation optical depth, Ω_k is the spatial curvature, $f_\nu = \Omega_\nu / \Omega_{dm}$ refers to the neutrino fraction, n_s is the scalar spectral index and A_s the scalar amplitude. The priors adopted on those parameters are given in Tab. 2.

We use the publicly available package `cosmomc` [35], modifying it in order to include the coupling among the dark matter and dark energy components, for the model considered in this section.

A conservative compendium of cosmological datasets is considered. First, what we call *run 0* includes the WMAP 5-year data [1, 2], a prior on the Hubble parameter of 72 ± 8 km/s/Mpc from the Hubble key project (HST) [36], the constraints coming from the latest compilation of supernovae [3] and the $H(z)$ data¹³ at $0 < z < 1.8$ from galaxy ages obtained by [37]. We present a second data analysis, that we call *run I*, in

¹²The θ_{CMB} parameter can be replaced by the H_0 parameter. However, using θ_{CMB} is better due to its smaller correlation with the remaining parameters.

¹³We thank R. Jiménez and L. Verde for suggesting the $H(z)$ data addition to the analysis.

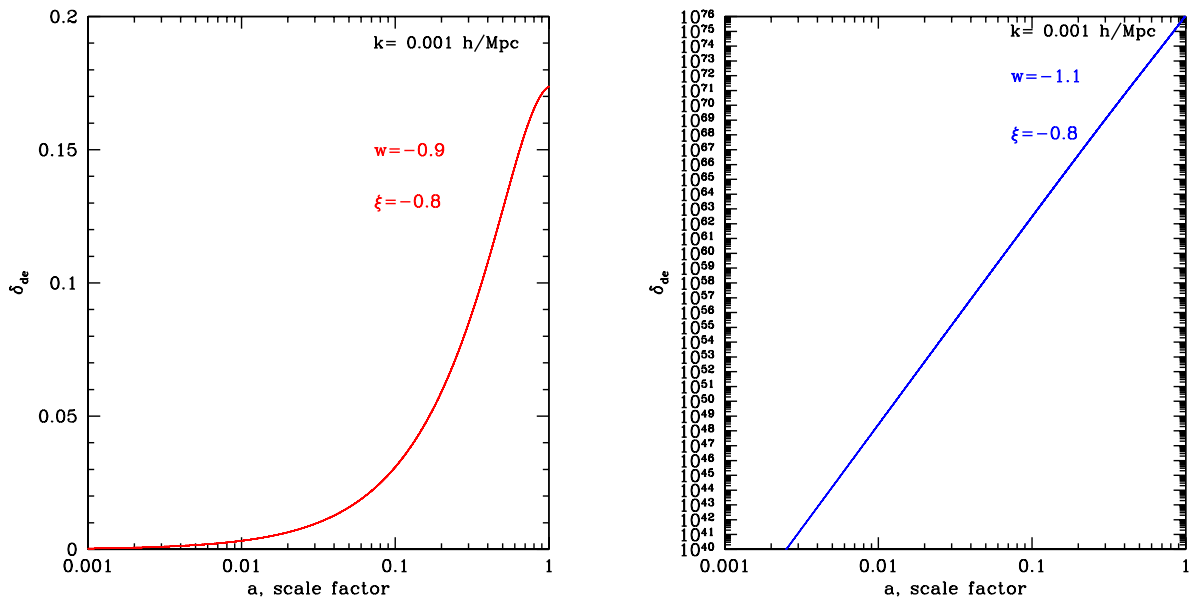


Figure 4: *Scenario with $Q \propto \rho_{de}$ in the strong coupling regime. Left (right) panel: Evolution of the δ_{de} perturbation vs the scale factor for scales $k = 0.001$ h/Mpc, for $\xi = -0.8$ and $w = -0.9$ ($w = -1.1$). Notice the early time instability present when the doom factor \mathbf{d} in Eq. (39) is sizeable and positive, as predicted from the study of the instabilities.*

which we add to *run 0* the data on the matter power spectrum (large scale structure data or LSS data) from the spectroscopic survey of Luminous Red Galaxies (LRGs) from the Sloan Digital Sky Survey (SDSS) survey [4].

In summary,

- *run0*=WMAP(5yr)+HST+SN + $H(z)$,
- *runI*=*run0*+LSS.

Figure 5 (left panel) illustrates the 1 and 2σ marginalized contours in the ξ - $\Omega_{dm}h^2$ plane. The results from the two runs described above are shown. We restrict ourselves here to negative couplings and $w > -1$, which guarantees that instability problems in the dark energy perturbation equations are avoided for all values of ξ . Notice that a huge degeneracy is present, being ξ and $\Omega_{dm}h^2$ positively correlated. The shape of the contours can be easily understood. In a universe with a negative dark coupling ξ , the matter content in the past is higher than in the standard Λ CDM scenario due to an extra contribution proportional to the dark energy component, see Eq. (32). Therefore, the amount of *intrinsic* dark matter needed - that is, not including the contribution of dark energy through the coupling term - should decrease as the dark coupling becomes more and more negative and can be as small as 0.02, as indicated by *run 0* results. The addition of LSS data to the analysis reduces considerably the allowed parameter space. This is due to the enormous growth of clustering for values of the coupling $\xi < -0.5$.

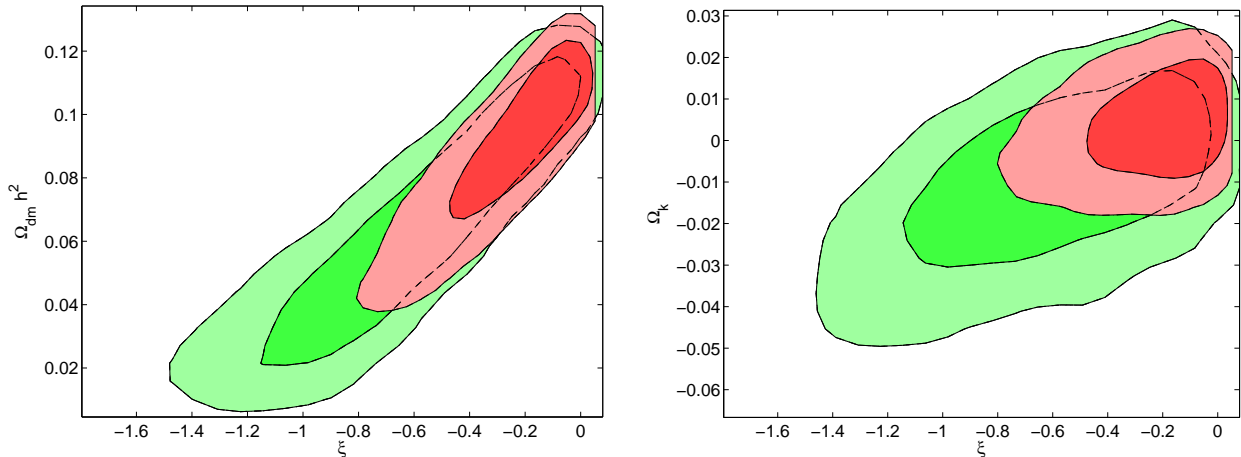


Figure 5: *Scenario with $Q \propto \rho_{de}$. Left (right) panel: 1σ and 2σ marginalized contours in the ξ - $\Omega_{dm}h^2$ (ξ - Ω_k) plane. The largest, green contours show the current constraints from WMAP (5 year data), HST, SN and $H(z)$ data. The smallest, red contours show the current constraints from WMAP (5 year data), HST, SN, $H(z)$ and LSS data.*

For this range, the amplitude of the fluctuations increases, reaching values of $\sigma_8 > 2$ and therefore providing a bad fit to LSS data¹⁴.

The right panel of Fig. 5 shows a positive correlation between the coupling ξ and the spatial curvature Ω_k . High precision CMB data indicates that currently the spatial curvature is a subdominant contribution to the energy budget of the universe¹⁵, which implies $\Omega_{de}^{(0)} + \Omega_{dm}^{(0)} + \Omega_b^{(0)} \simeq 1$. A non zero spatial curvature component implies instead $\Omega_{de}^{(0)} + \Omega_{dm}^{(0)} + \Omega_b^{(0)} + \Omega_k^{(0)} = 1$. A negative coupling ξ will increase the dark matter contribution and therefore a small negative curvature (closed universe) is needed to compensate the effect and describe well CMB data. The degeneracy between ξ and Ω_k gets alleviated if one adds LSS data to the analysis.

Figure 6 (left panel) depicts the constraints on the ξ - w plane. We restrict ourselves here to $w > -1$ and $\xi < 0$, a parameter region which ensures a negative doom factor, see Eq. (39), and thus spans an instability-free region of scenarios to explore (see Sec. 3.4). Current data is unable to set strong constraints on the equation of state parameter w .

The right panel of Fig. 6 shows next the correlation among the fraction of matter energy-density in the form of massive neutrinos f_ν and the dark coupling ξ . The relation between the neutrino fraction used here f_ν and the neutrino mass for N_ν degenerate neutrinos reads

$$f_\nu = \frac{\Omega_\nu h^2}{\Omega_{dm} h^2} = \frac{\sum m_\nu}{93.2\text{eV}} \cdot \frac{1}{\Omega_{dm} h^2} = \frac{N_\nu m_\nu}{93.2\text{eV}} \cdot \frac{1}{\Omega_{dm} h^2}. \quad (44)$$

¹⁴The authors of Ref. [2] have reported a best fit value $\sigma_8 = 0.812 \pm 0.026$.

¹⁵The authors of Ref. [38] have found $\Omega_k^{(0)} = -0.002^{+0.041}_{-0.032}$ (95% CL limits) assuming a dynamical dark energy component.

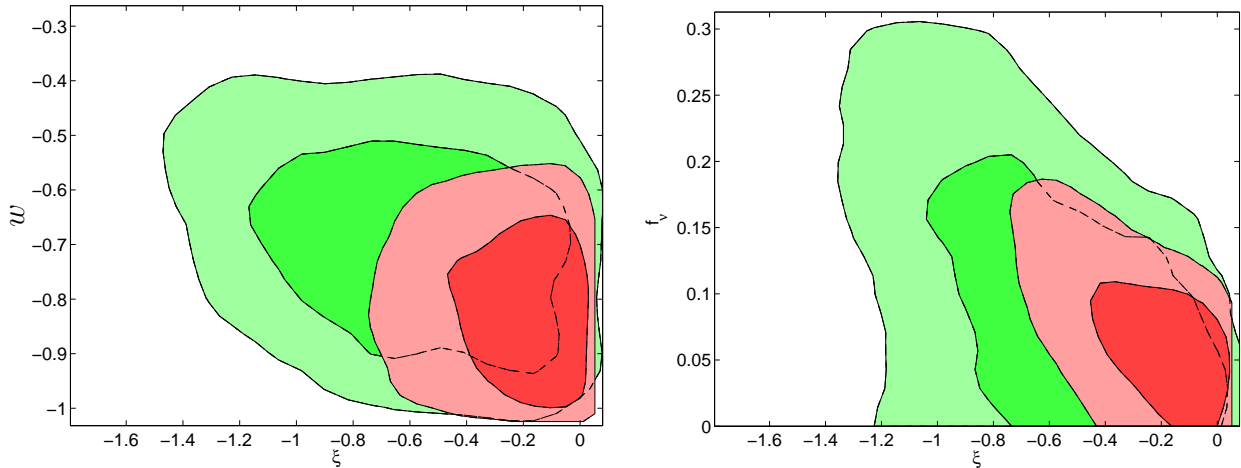


Figure 6: Scenario with $Q \propto \rho_{de}$. Left (right) panel: 1σ and 2σ marginalized contours in the ξ - w (ξ - f_ν) plane. The largest, green contours show the current constraints from WMAP (5 year data), HST, SN and $H(z)$ data. The smallest, red contours show the current constraints from WMAP (5 year data), HST, SN, $H(z)$ and LSS data.

Neutrinos can indeed play a relevant role in large scale structure formation and leave key signatures in several cosmological data sets, see Ref. [39] and references therein. More specifically, the amount of primordial relativistic neutrinos changes the epoch of the matter-radiation equality, leaving an imprint on both CMB anisotropies (through the so-called Integrated Sachs-Wolfe effect) and on structure formation, while non-relativistic neutrinos in the recent Universe suppress the growth of matter density fluctuations and galaxy clustering. This can be observed in Fig. 7, where the dotted curve depicts the matter power spectrum for three degenerate massive neutrinos ($N_\nu = 3$) with $m_\nu = 0.4$ eV. Notice that the matter power spectrum is reduced with respect to the $m_\nu = 0$ case, especially after the matter-radiation equality era (imprinted in the power spectrum as a turnover).

There is a strong and very well known degeneracy in the $\sum m_\nu - w$ plane, as first noticed in Ref. [40]. Cosmological neutrino mass bounds become weaker if the dark energy equation of state is taken as a free parameter. If w is allowed to vary, Ω_{dm} can take very high values, as required when m_ν is increased in order to have the same matter power spectrum. More recently, the authors of Ref. [41] have pointed out that a higher neutrino mass is possible if dark matter and dark energy are coupled. Figure 7 shows the matter power spectrum in several scenarios. The long dashed line refers to a universe with three massless neutrinos and a coupling in the dark sector $\xi = -0.24$. Notice that the matter power spectrum is enhanced with respect to the $\xi = 0$ scenario, due to the higher matter energy density in models with a non-negligible coupling. However, the power enhancement effect induced by the presence of a coupling can be compensated by adding massive neutrinos in the game. Those neutrinos will reduce the power spectrum, see the short dashed curve in Fig. 7, which is indistinguishable from

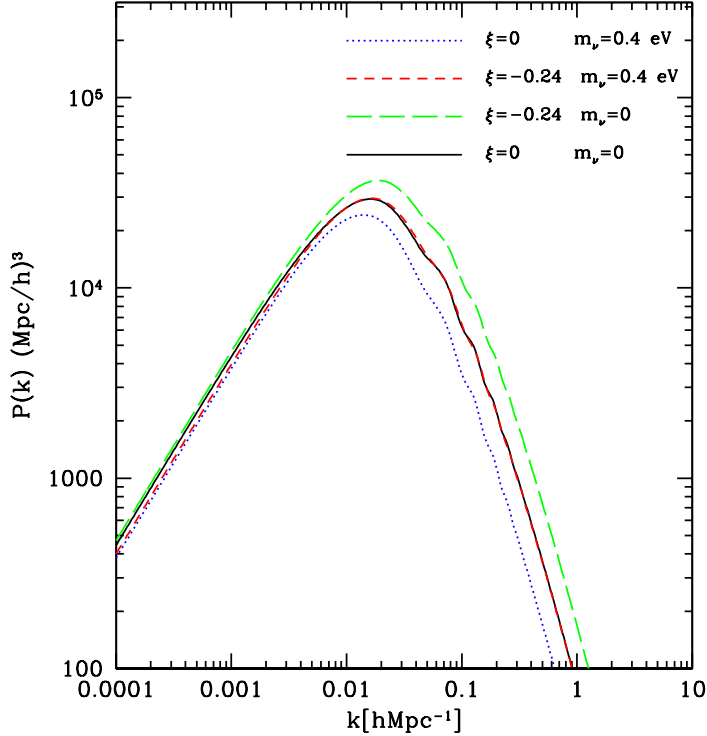


Figure 7: Scenario with $Q \propto \rho_{de}$. The black solid line depicts the matter power spectrum for the Λ CDM model with three massless neutrinos. The blue dotted line shows the matter power spectrum for a Λ CDM universe with three massive degenerate neutrinos with $\sum m_\nu = 1.2$ eV. The green long-dashed curve refers to a universe with three massless neutrinos with a dark energy-dark matter coupling $\xi = -0.24$. The red short-dashed line illustrates a universe with $\sum m_\nu = 1.2$ eV and a coupling $\xi = -0.24$.

the matter power spectrum in a Λ CDM universe. This $m_\nu - \xi$ degeneracy is shown in Fig. 6 (right panel): a neutrino mass of $\sum m_\nu \sim 1.5$ eV is allowed for couplings $\xi > -0.6$ at the 2σ level.

4 Comparison with the literature: $Q \propto \rho_{dm}$

Early time non-adiabatic instabilities were pointed out in Ref. [18], in which several coupled models were considered. In particular they studied an interaction rate of the form: $Q = \xi \mathcal{H} \rho_{dm}$, with constant w and ξ , concluding that it was unstable for constant w even for very small values of the coupling. We will readdress that model here, to clarify if and when it is subject to non-adiabatic instabilities and explore some supplementary aspects.

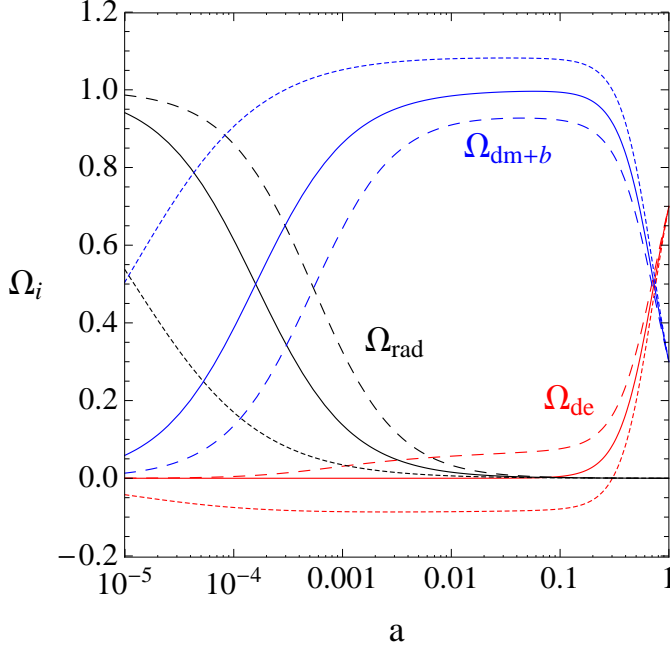


Figure 8: *Scenario with $Q \propto \rho_{dm}$. Relative energy densities of dark matter + baryon Ω_{dm+b} (blue), radiation Ω_{rad} (black) and dark energy Ω_{de} (red), as a function of the scale factor a , for $w = -0.9$. Three values of the coupling are illustrated: $\xi = 0$ (solid curve), 0.25 (long dashed curve) and -0.25 (short dashed curve).*

In this scenario, Eqs. (1) and (2) lead to the following background equations:

$$\dot{\rho}_{dm} + 3\mathcal{H}\rho_{dm} = \xi\mathcal{H}\rho_{dm}, \quad (45)$$

$$\dot{\rho}_{de} + 3\mathcal{H}\rho_{de}(1+w) = -\xi\mathcal{H}\rho_{dm}. \quad (46)$$

These two fluids exhibit thus effective equations of state given by

$$w_{dm}^{eff} = -\frac{\xi}{3}, \quad (47)$$

$$w_{de}^{eff} = w + \frac{\xi}{3} \frac{\rho_{dm}}{\rho_{de}}. \quad (48)$$

Notice that now the effective dark energy equation of state is redshift-dependent, and consequently, for constant w and ξ ,

$$\rho_{dm} = \rho_{dm}^{(0)} a^{-3+\xi}, \quad (49)$$

$$\rho_{de} = \rho_{de}^{(0)} a^{-3(1+w)} + \rho_{dm}^{(0)} \frac{\xi}{\xi + 3w} (a^{-3(1+w)} - a^{-3+\xi}). \quad (50)$$

The authors of Ref. [18] chose to restrict their analysis to constant negative ξ and $1+w > 0$. For such parameter values, in their model the dark energy density ρ_{de}

is negative for any $w < 0$ ¹⁶. This is illustrated in Fig. (8), where the short dashed curve corresponds to $\xi = -0.25$ values and Ω_{de} is seen to be negative since the universe birth until late times, while Ω_{dm+b} is always positive. This is in stark contrast with the behaviour in the scenario with $Q \propto \rho_{de}$ discussed in Sect. 3, for which all energy densities remain positively defined all through the universe history. Figure (8) exemplifies numerically as well how positive (negative) values of Q ameliorate (worsen) the coincidence problem, although again the effect is quantitatively unimportant for the phenomenologically allowed values of ξ .

Moreover, the authors of Ref [18] found that the instabilities appear no matter how weak the coupling is. Before turning to the analysis of the doom factor and instabilities for this model, let us explore some further background-dependent properties.

4.1 Reconstructing $\tilde{w}(z)$

For this scenario, the reconstructed equation of state $\tilde{w}(z)$, if obtained from data mainly sensitive to the fluid background and analyzed assuming no dark coupling, will diverge for positive couplings and redshifts around $z \sim \mathcal{O}(1 - 10)$. It will show a *phantom crossing* behavior typical of scalar-tensor dark energy models, see Fig. 9. Indeed using Eq. (35), we get a somewhat more complicated expression than for the $Q \propto \rho_{de}$ scenario:

$$\tilde{w}(z) = w \frac{\xi - (1+z)^{3w+\xi} [(\xi + 3w)r + \xi]}{-3w + (1+z)^\xi(3w + \xi) - (1+z)^{3w+\xi} [(\xi + 3w)r + \xi]} \quad (51)$$

with $r = \Omega_{de}^{(0)}/\Omega_{dm}^{(0)}$. At small redshifts it reduces to:

$$\tilde{w}(z) \sim w \left(1 + \frac{\xi}{r} z \right), \quad (52)$$

while at large redshifts the reconstructed $\tilde{w}(z)$ in Eq. (51) obeys

$$\tilde{w}(z) \simeq \frac{-\xi}{3} \frac{1}{1 - z^\xi} \rightarrow 0 \quad \text{for } \xi > 0, \quad (53)$$

$$\rightarrow -\frac{\xi}{3} \quad \text{for } \xi < 0, \quad (54)$$

assuming $|\xi| < 1$.

4.2 Linear perturbation theory

The propagation of dark energy pressure waves is again driven by Eq. (12), with the doom factor Eq. (13) reading now:

$$\mathbf{d} = \frac{\xi}{3(1+w)} \frac{\rho_{dm}}{\rho_{de}}. \quad (55)$$

¹⁶And thus not only within the $-2/3 > w > -1$ region explored in Ref. [18]. Notice that in our convention $\xi = -\alpha$, with α defined in that work.

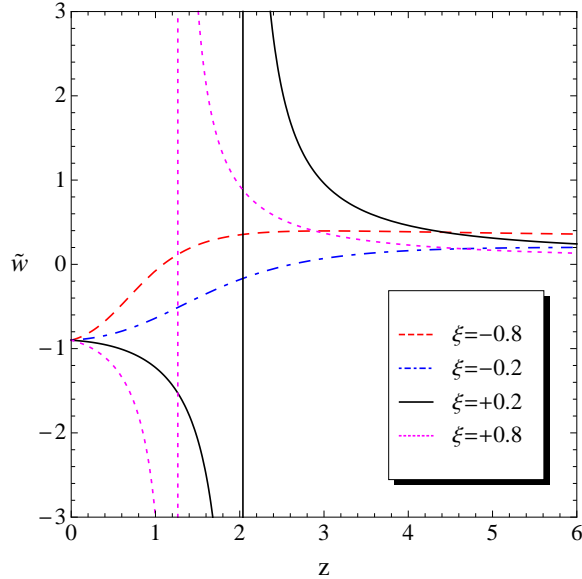


Figure 9: *Scenario with $Q \propto \rho_{dm}$. Reconstructed $\tilde{w}(z)$ as function of z . We have considered $w = -0.9$. The black (solid) and magenta (short dashed) curves depict the $\tilde{w}(z)$ behaviour for $\xi = 0.2$ and $\xi = 0.8$. The blue (long-short dashed) and the red (long-dashed) curves denote the $\tilde{w}(z)$ behaviour for $\xi = -0.2$ and $\xi = -0.8$. Notice that for positive values of ξ we recover the divergent phantom-crossing behavior appearing in scalar-tensor theories.*

This expression should be compared to the analogous one when $Q \propto \rho_{de}$, see Eq.(39): they differ in the ρ_{dm}/ρ_{de} factor in the dark coupling term, which can be large at early times when ρ_{de} may become negligible. At early times, the doom factor will always thus be large even for tiny values of ξ , as the ratio ρ_{dm}/ρ_{de} is very large then. This ratio is the major difference between the scenarios with $Q \propto \rho_{dm}$ (or $Q \propto \rho_{dm} + \rho_{de}$ and alike) and those in which $Q \propto \rho_{de}$. As the true expansion factor is \mathbf{d} instead of ξ , this fact also explains why in the present scenario the phenomenological analysis only allows for ξ values much smaller in magnitude than those permitted for $Q \propto \rho_{de}$.

The evolution of the perturbations, in the synchronous comoving gauge, is described in this scenario by Eqs. (14), (15) and (16) with

$$\delta[\mathbf{d}] = \frac{\xi}{3(1+w)} \frac{\rho_{dm}}{\rho_{de}} (\delta_{dm} - \delta_{de}), \quad (56)$$

$$\delta\left[\frac{\rho_{de}}{\rho_{dm}} \mathbf{d}\right] = 0. \quad (57)$$

4.3 Early time (in)stability

The strong coupling regime is defined by $|\mathbf{d}| > 1$, as explained in Sect. 2.4. In this regime and for large scales, $\mathcal{H}/k \gg 1$, the dark energy perturbations are described by

Model: $Q \propto \rho_{dm}$	$1 + w$	ξ	ρ_{dm}	ρ_{de}	d	Early time instability?
	+	-	+	\mp	+	Yes
	+	+	+	+	+	Yes
	-	+	+	+	-	No
	-	-	+	\mp	-	No

Table 3: *Scenario with $Q \propto \rho_{dm}$. Stability criteria driven by the sign of \mathbf{d} in Eq. (55), whenever $|d| > 1$. The \mp signs indicates that ρ_{de} is negative in the past for negative couplings independently of their value.*

Eqs. (23) and (24), for which in this case Eqs. (55), (56) and (57) above apply. It leads, for constant $w \neq -1$, to a δ_{de} and δ'_{de} contribution to the early time growth at large scales, described by

$$\delta''_{de} \simeq 3(\hat{c}_{sde}^2 + 1) \mathbf{d} \left[\left(3 \frac{\hat{c}_{sde}^2 - w}{\hat{c}_{sde}^2 + 1} - (1 + w) \mathbf{d} \right) \frac{\delta_{de}}{a^2} + \frac{\delta'_{de}}{a} \right] + \dots \quad (58)$$

where dots account for all other terms, which will be subdominant whenever the two terms above induce by themselves an exponential growth.

Once again, for $\mathbf{d} > 0$ the δ'_{de} term signals an antidamping -growing- regime, which may induce instabilities, whenever $\mathbf{d} > 1$, when combined with either a positive or a negligible negative δ_{de} coefficient. Interestingly, Eq. (58) shows that the latter is determined in this case by a competition between the two factors within brackets. We have verified numerically that, for values of $|\xi| < 1$ and w around -1, both terms are of the same order and strongly cancel. For positive \mathbf{d} , all cases of Sec. 4.3 with $A_e > 0$ or < 0 and $B_e > 0$ develop then a strong instability at early time, see upper panels in Fig. 10.

Turning back to the characteristics of the doom factor in this model, Eq. (55), it is to be noted that the ratio ρ_{dm}/ρ_{de} not only enhances in the past the magnitude of \mathbf{d} and thus the onset of the strong coupling regime even for very small ξ values, but it also influences its sign. Indeed, recall that ρ_{de} is negative in the past for negative ξ , as can be seen from Eq. (50), with an obvious impact on the sign of \mathbf{d} .

The identification of the \mathbf{d} factor allows thus to predict the range of parameters for which this model will be *stable*, even with constant w . We have summarized the analysis of the early time (in)stability criteria for a model with $Q \propto \rho_{dm}$ in Tab. 3. It is illustrative and amusing to further analyze these patterns with some examples. Figure 10 shows two cases of early time instabilities in the upper panels, and two examples of early time stability in the lower panels:

- The two upper graphics both assume $1 + w > 0$, while the dark coupling strength ξ has opposite sign in the right and left panels. Nevertheless, both scenarios are unstable from their birth, as the sign of ρ_{de} is also opposite as can be seen from Eq. (50) and depicted as a discontinuous line in the figures, resulting in a doom factor \mathbf{d} - Eq. (55) - which is positive for both scenarios.

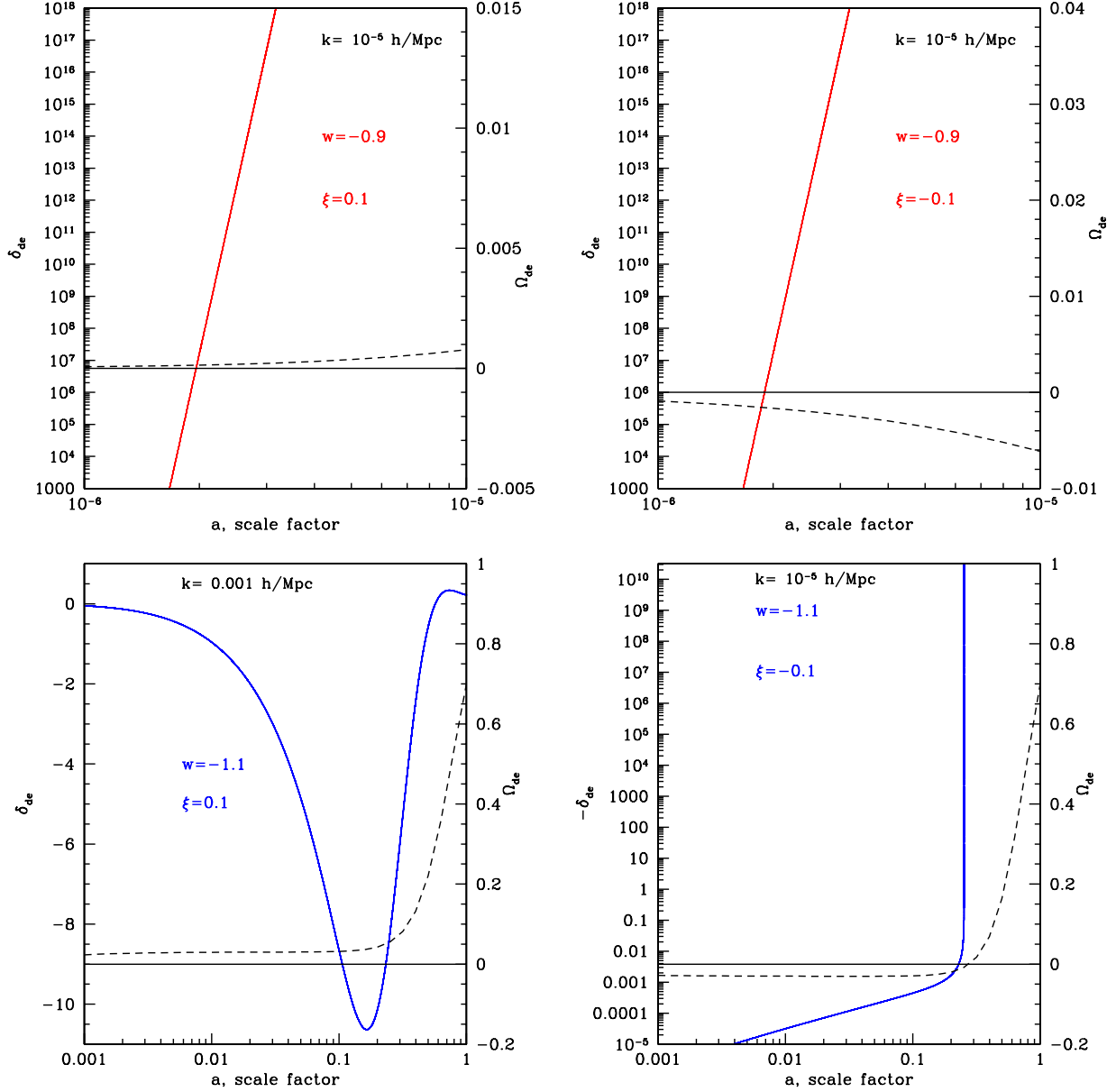


Figure 10: $Q \propto \rho_{dm}$. Upper panels: Evolution for the δ_{de} perturbation vs the scale factor at scales $k = 10^{-5} \text{ h/Mpc}$ for $w = -0.9$ and $\xi = \pm 0.1$. Early time instability is present in both cases, as predicted from our analytical study. The black dashed curve shows the positive (negative) value of the dark energy density $\Omega_{de}(a)$ (right scale). The lower right (left) panel shows the δ_{de} perturbation vs the scale factor at scales $k = 10^{-5}$ ($k = 0.001$) h/Mpc for $w = -1.1$. For both positive and negative couplings the model is free of early-time instabilities. However, for negative couplings, there exists a late-time instability (see right panel), caused by a change in the sign of the dark energy density $\Omega_{de}(a)$, shown by the black dashed curve (right scale).

- The two lower panels analyze the analogous cases although with $1+w < 0$ instead. Again, at early times both models have opposite sign as well for the dark energy density ρ_{de} , combining into a safe negative value for \mathbf{d} .
- A late time instability is seen to appear, though, for the model in the lower right panel. Indeed, this is well understood as for this model ρ_{de} is seen to change sign during cosmic evolution, and in consequence precisely at that temporal point the model finds its *doomsday*, as \mathbf{d} becomes positive.

This latter example pinpoints that our (in)stability criteria on the growth of dark energy perturbations also applies to late evolution, if handled with care.

Finally, as pointed out in Ref. [18], a possible way to avoid the early time instability of their models is to relax the assumption of a constant equation of state of the dark energy component and allow instead for a dynamical behavior, i.e, for a time-varying $w(a)$, even when the dark coupling is turned off. For instance, the CPL [42, 43] parameterization $w(a) = w_0 + w_a(1 - a)$ can alleviate the instability problem because of its smaller ratio ρ_{dm}/ρ_{de} in the past. From our perspective, this may allow those models to avoid in the past the strong coupling regime as we defined it, trading it for a *softly coupled model*, that is, one in which the evolution is dominated by the coupling-independent terms and thus alike to the stable uncoupled regime discussed in Sec. 2.3. A detailed perturbation analysis with different dark energy parameterizations and/or time dependent couplings will be presented elsewhere [19].

Note as well that models with $Q \propto (\alpha \rho_{dm} + \beta \rho_{de})$, with α and β arbitrary constants and $\alpha \neq 0$ [30] will also be subject to reinforced behaviour at early times, as in these scenarios the dark energy perturbations will generically present as well a dependence of the coupling terms on $1/\rho_{de}$. The corresponding stability analysis and criteria will parallel that of the scenario analyzed in this section.

5 Conclusions

We have considered the possibility that dark energy -the engine for accelerated expansion of the universe- is not pure vacuum energy but has some dynamical nature. In these conditions, dark matter and dark energy may evolve independently or be coupled. We have allowed for such a coupling, the *dark coupling*, and explored the conditions for a viable universe and its phenomenological signals. The generic evolution of both the cosmic background and the coupled dark matter-dark energy density perturbations within the linear regime has been developed.

In particular and without referring to any particular model, we have identified the origin of non-adiabatic large scale instabilities at early times, which affect many coupled models with constant w , where w would be the dark energy equation of state in the absence of dark-coupling. The instability is related to the presence of the coupling terms in the propagation of dark energy pressure waves within the dark matter background [18]. We have shown that the size and sign of the dark-coupling terms is essential, identifying the combination of parameters which characterize the (un)stable

regimes: the doom factor \mathbf{d} given by the ratio

$$\mathbf{d} = \frac{Q}{3\mathcal{H}\rho_{de}(1+w)}, \quad (59)$$

where Q encodes the interaction rate between the two dark sectors. We showed that when \mathbf{d} is positive and sizeable, $\mathbf{d} > 1$, the dark-coupling dependent terms may dominate the evolution of dark energy perturbations, which will then enter a runaway, unstable, growth regime. We have thus established a general condition necessary to obtain models free from non-adiabatic instabilities at large scales. Although for the sake of precision the analysis has concentrated on early time instabilities, it also sheds light on late time non-adiabatic ones.

The insight provided by the analysis allows to predict, for any given model, which range of parameters may result in an *a priori* stable universe. As an illustration, we have analyzed in detail the simple scenario in which Q is proportional to the evolving dark energy density, $Q = \xi\mathcal{H}\rho_{de}$. In addition to the analytical study, we have used the publicly available codes `CAMB` and `cosmomc`, modifying them to account for the interaction between the two dark sectors, and considering WMAP-5 year data, HST data, supernova data, $H(z)$ data and large scale data structure from the SDSS survey.

Models of the class discussed in the previous paragraph, with negative dark-coupling $\xi < 0$ and positive $(1+w)$, besides being stable as $\mathbf{d} < 0$, give the best agreement with data on large scale structure formation¹⁷. For them, both w and ξ are not very constrained from data, and large values for both parameters, near -0.5, are easily allowed. Furthermore, ξ turns out to be positively correlated with both $\Omega_{dm}h^2$ and the curvature Ω_k . The results show as well the neutrino mass - dark coupling degeneracy: i.e. a neutrino mass of $\sum m_\nu \sim 1.5$ eV is allowed for couplings $\xi > -0.6$, at the 2σ level. In resume, the scenario satisfies all current constraints from WMAP, HST, SN, LSS and $H(z)$ data and is free from instabilities, including early ones. Future direct measurements of $H(z)$, as those provided by BAO surveys, might be crucially important to improve the current bounds on the dark coupling ξ . A detailed analysis will be presented elsewhere [44].

Within the same class of models, positive values of $\xi < -w$ are not excluded (with $1+w < 0$ to ensure $\mathbf{d} < 0$), and enjoy the smoking-gun signal of inducing an apparently divergent reconstructed equation of state, at redshifts $z \sim \mathcal{O}(1-10)$, when extracted from background-dominated data and analyzed assuming no-coupling. It is remarkable that, in contrast, no such divergent “crossing of the phantom divide” occurs for any $\xi < 0$.

Our results have also clarified the origin of early time non-adiabatic instabilities found in previous models in the literature in which $Q \propto \rho_{dm}$ and $Q \propto \rho_{dm} + \rho_{de}$, and we have analyzed the former class in detail, up to the level of linear perturbations. By the same token, our analysis indicates how to stabilize those models even for constant w , by selecting for them the range and size of model parameters which avoids a positive, and thus catastrophic, doom factor.

¹⁷Although models with $\xi < 0$ worsen the coincidence problem, while for $\xi > 0$ it gets alleviated, these effects are quantitatively minor in viable models.

Acknowledgments

We are indebted to M. Beltrán and R. Ruiz de Austri for their kind help. We also acknowledge R. Jiménez and L. Verde for very useful comments and discussions. The work of M.B.G., D.H. and L.L-H. was partially supported by CICYT through the project FPA2006-05423 and by CAM through the project HEPHACOS, P-ESP-00346. Furthermore, the work of all authors is partially supported by the PAU (Physics of the accelerating universe) Consolider Ingenio 2010. D.H. also acknowledges financial support from the spanish government through a FPU fellowship AP20053603. The work of L.L-H receives financial support through a postdoctoral fellowship of the PAU Consolider Ingenio 2010 and partially through F.M.R.S. and I.I.S.N. The work of O. M. is financially supported by the spanish Ramon y Cajal program. The work of S.R. was partially supported an Excellence Grant of Fondazione Cariparo.

A Growth of perturbations in strongly coupled scenarios

The strong coupling regime can be characterized by

$$\left| \frac{Q}{\mathcal{H}\rho_{de}} \right| \gg |3(1+w)|, \quad (60)$$

$$\left| \frac{Q}{\mathcal{H}\rho_{de}} \frac{\hat{c}_{sde}^2 + 1}{1+w} \right| \gg |1 - 3\hat{c}_{sde}^2|, \quad (61)$$

which ensure that the dark-coupling terms dominate the evolution of both δ_{de} and θ_{de} . With $c_{sde}^2 > 0$, Eq. (60) alone is enough to define the regime.

The resulting growth equation for dark energy perturbations at large scales is well approximated by

$$\begin{aligned} \delta_{de}'' \simeq & \frac{\delta_{de}'}{a} \left(\frac{Q}{\mathcal{H}\rho_{de}} \frac{\hat{c}_{sde}^2 + 1}{1+w} + a (\ln[Q/\rho_{de}])' \right) \\ & + 3 \frac{\delta_{de}}{a^2} (\hat{c}_{sde}^2 - w) \left(\frac{Q}{\mathcal{H}\rho_{de}} \frac{1}{1+w} + a (\ln[Q/\rho_{de}])' \right) \\ & + \frac{1}{a^2 \mathcal{H}} \delta[Q/\rho_{de}] \left(\frac{\hat{c}_{sde}^2 + 1}{1+w} \frac{Q}{\mathcal{H}\rho_{de}} + a (\ln[Q/\rho_{de}])' - \frac{1}{2} - \frac{3}{2} w \Omega_{de} \right) \\ & - \frac{1}{a \mathcal{H}} (\delta[Q/\rho_{de}])' - (1+w) \frac{\dot{h}}{2}. \end{aligned} \quad (62)$$

References

- [1] J. Dunkley et al. Five-Year Wilkinson Microwave Anisotropy Probe (WMAP) Observations: Likelihoods and Parameters from the WMAP data. 2008, 0803.0586.
- [2] E. Komatsu et al. Five-Year Wilkinson Microwave Anisotropy Probe (WMAP) Observations: Cosmological Interpretation. 2008, 0803.0547.
- [3] M. Kowalski et al. Improved Cosmological Constraints from New, Old and Combined Supernova Datasets. 2008, 0804.4142.
- [4] Max Tegmark et al. Cosmological Constraints from the SDSS Luminous Red Galaxies. *Phys. Rev.*, D74:123507, 2006, astro-ph/0608632.
- [5] Will J. Percival et al. The shape of the SDSS DR5 galaxy power spectrum. *Astrophys. J.*, 657:645–663, 2007, astro-ph/0608636.
- [6] R. R. Caldwell, Rahul Dave, and P. J. Steinhardt. Quintessential cosmology: Novel models of cosmological structure formation. *Astrophys. Space Sci.*, 261:303–310, 1998.

- [7] Ivaylo Zlatev, Li-Min Wang, and Paul J. Steinhardt. Quintessence, Cosmic Coincidence, and the Cosmological Constant. *Phys. Rev. Lett.*, 82:896–899, 1999, astro-ph/9807002.
- [8] Li-Min Wang, R. R. Caldwell, J. P. Ostriker, and Paul J. Steinhardt. Cosmic Concordance and Quintessence. *Astrophys. J.*, 530:17–35, 2000, astro-ph/9901388.
- [9] Christof Wetterich. The Cosmon model for an asymptotically vanishing time dependent cosmological ‘constant’. *Astron. Astrophys.*, 301:321–328, 1995, hep-th/9408025.
- [10] P. J. E. Peebles and Bharat Ratra. Cosmology with a Time Variable Cosmological Constant. *Astrophys. J.*, 325:L17, 1988.
- [11] Bharat Ratra and P. J. E. Peebles. Cosmological Consequences of a Rolling Homogeneous Scalar Field. *Phys. Rev.*, D37:3406, 1988.
- [12] Sean M. Carroll. Quintessence and the rest of the world. *Phys. Rev. Lett.*, 81:3067–3070, 1998, astro-ph/9806099.
- [13] Luca Amendola. Scaling solutions in general non-minimal coupling theories. *Phys. Rev.*, D60:043501, 1999, astro-ph/9904120.
- [14] Luca Amendola. Perturbations in a coupled scalar field cosmology. *Mon. Not. Roy. Astron. Soc.*, 312:521, 2000, astro-ph/9906073.
- [15] Luca Amendola. Coupled quintessence. *Phys. Rev.*, D62:043511, 2000, astro-ph/9908023.
- [16] D. Comelli, M. Pietroni, and A. Riotto. Dark energy and dark matter. *Phys. Lett.*, B571:115–120, 2003, hep-ph/0302080.
- [17] Subinoy Das, Pier Stefano Corasaniti, and Justin Khoury. Super-acceleration as signature of dark sector interaction. *Phys. Rev.*, D73:083509, 2006, astro-ph/0510628.
- [18] Jussi Valiviita, Elisabetta Majerotto, and Roy Maartens. Instability in interacting dark energy and dark matter fluids. 2008, 0804.0232.
- [19] M. B. Gavela et al. Work in progress.
- [20] Hideo Kodama and Misao Sasaki. Cosmological Perturbation Theory. *Prog. Theor. Phys. Suppl.*, 78:1–166, 1984.
- [21] Rachel Bean, Eanna E. Flanagan, and Mark Trodden. Adiabatic instability in coupled dark energy-dark matter models. 2007, arXiv:0709.1128 [astro-ph].
- [22] E. Lifshitz. On the Gravitational stability of the expanding universe. *J. Phys. (USSR)*, 10:116, 1946.

- [23] E. M. Lifshitz and I. M. Khalatnikov. Investigations in relativistic cosmology. *Adv. Phys.*, 12:185–249, 1963.
- [24] Chung-Pei Ma and Edmund Bertschinger. Cosmological perturbation theory in the synchronous and conformal Newtonian gauges. *Astrophys. J.*, 455:7–25, 1995, astro-ph/9506072.
- [25] Antony Lewis, Anthony Challinor, and Anthony Lasenby. Efficient computation of CMB anisotropies in closed FRW models. *Astrophys. J.*, 538:473–476, 2000, astro-ph/9911177.
- [26] Rachel Bean and Olivier Dore. Probing dark energy perturbations: the dark energy equation of state and speed of sound as measured by WMAP. *Phys. Rev.*, D69:083503, 2004, astro-ph/0307100.
- [27] Jochen Weller and A. M. Lewis. Large Scale Cosmic Microwave Background Anisotropies and Dark Energy. *Mon. Not. Roy. Astron. Soc.*, 346:987–993, 2003, astro-ph/0307104.
- [28] Luca Amendola and Domenico Tocchini-Valentini. Stationary dark energy: the present universe as a global attractor. *Phys. Rev.*, D64:043509, 2001, astro-ph/0011243.
- [29] German Olivares, F. Atrio-Barandela, and D. Pavon. Matter density perturbations in interacting quintessence models. *Phys. Rev.*, D74:043521, 2006, astro-ph/0607604.
- [30] Gabriela Caldera-Cabral, Roy Maartens, and L. Arturo Urena-Lopez. Dynamics of interacting dark energy. 2008, 0812.1827.
- [31] Sergio del Campo, Ramon Herrera, and Diego Pavon. Interacting models may be key to solve the cosmic coincidence problem. 2008, 0812.2210.
- [32] Chris Clarkson, Marina Cortes, and Bruce A. Bassett. Dynamical dark energy or simply cosmic curvature? *JCAP*, 0708:011, 2007, astro-ph/0702670.
- [33] Luca Amendola and Shinji Tsujikawa. Phantom crossing, equation-of-state singularities, and local gravity constraints in $f(R)$ models. *Phys. Lett.*, B660:125–132, 2008, 0705.0396.
- [34] Shinji Tsujikawa, Kotub Uddin, Shuntaro Mizuno, Reza Tavakol, and Jun’ichi Yokoyama. Constraints on scalar-tensor models of dark energy from observational and local gravity tests. *Phys. Rev.*, D77:103009, 2008, 0803.1106.
- [35] Antony Lewis and Sarah Bridle. Cosmological parameters from CMB and other data: a Monte- Carlo approach. *Phys. Rev.*, D66:103511, 2002, astro-ph/0205436.

- [36] W. L. Freedman et al. Final Results from the Hubble Space Telescope Key Project to Measure the Hubble Constant. *Astrophys. J.*, 553:47–72, 2001, astro-ph/0012376.
- [37] Joan Simon, Licia Verde, and Raul Jimenez. Constraints on the redshift dependence of the dark energy potential. *Phys. Rev.*, D71:123001, 2005, astro-ph/0412269.
- [38] Yun Wang and Pia Mukherjee. Observational Constraints on Dark Energy and Cosmic Curvature. *Phys. Rev.*, D76:103533, 2007, astro-ph/0703780.
- [39] Julien Lesgourgues and Sergio Pastor. Massive neutrinos and cosmology. *Phys. Rept.*, 429:307–379, 2006, astro-ph/0603494.
- [40] Steen Hannestad. Neutrino masses and the dark energy equation of state: Relaxing the cosmological neutrino mass bound. *Phys. Rev. Lett.*, 95:221301, 2005, astro-ph/0505551.
- [41] G. La Vacca, S. A. Bonometto, and L. P. L. Colombo. Higher neutrino mass allowed if DM and DE are coupled. 2008, 0810.0127.
- [42] Michel Chevallier and David Polarski. Accelerating universes with scaling dark matter. *Int. J. Mod. Phys.*, D10:213–224, 2001, gr-qc/0009008.
- [43] Eric V. Linder. Exploring the expansion history of the universe. *Phys. Rev. Lett.*, 90:091301, 2003, astro-ph/0208512.
- [44] Work in progress in collaboration with R. Jiménez and L. Verde.