

ANALYTIC STUDY OF MASS SEGREGATION AROUND A MASSIVE BLACK HOLE

URI KESHET^{1,25}, CLOVIS HOPMAN³, AND TAL ALEXANDER⁴(Dated: August 25, 2021)
Draft version August 25, 2021

ABSTRACT

We analyze the distribution of stars of arbitrary mass function $\xi(m)$ around a massive black hole (MBH). Unless ξ is strongly dominated by light stars, the steady-state distribution function approaches a power-law in specific energy $x \equiv -E/m\sigma^2 < x_{max}$ with index $p = m/4M_0$, where E is the energy, σ is the typical velocity dispersion of unbound stars, and M_0 is the mass averaged over $m\xi x_{max}^p$. For light-dominated ξ , p can grow as large as $3/2$ – much steeper than previously thought. A simple prescription for the stellar density profile around MBHs is provided. We illustrate our results by applying them to stars around the MBH in the Milky Way.

Subject headings: Galaxy: kinematics and dynamics — stellar dynamics — black hole physics

1. INTRODUCTION

A massive black hole (MBH) of mass M_\bullet dominates the dynamics of stars within its radius of influence $r_h = GM_\bullet/\sigma^2 = 2.3(M_\bullet/3 \times 10^6 M_\odot)(\sigma/75 \text{ km s}^{-1})^{-2} \text{ pc}$, where σ is the typical star velocity dispersion at $r \gtrsim r_h$ and values quoted correspond to the Milky Way center (Alexander 2005). The steady-state distribution function (DF) of such stars, first derived (for simple, discrete stellar mass functions, MFs) by Bahcall and Wolf (1976, 1977; henceforth BW76,77) is useful in the study of galactic centers and possibly globular clusters. In the simple case where all stars have equal mass, BW76 showed that an $n \propto r^{-7/4}$ density cusp forms; a somewhat flatter cusp was subsequently identified around SgA* (Alexander 1999; Genzel et al. 2003; Schödel et al. 2007).

Significant mass segregation is expected for realistic MFs (Miralda-Escudé and Gould 2000; Schödel et al. 2007; O’Leary et al. 2008, and references therein), as dynamical friction slows heavy stars that sink towards the MBH while light stars are pushed outwards. This effect is essential in modeling various physical processes, such as tidal disruption (Lightman and Shapiro 1977; Magorrian and Tremaine 1999; Syer and Ulmer 1999) and gravitational wave emission (Hopman and Alexander 2006; Freitag et al. 2006; Hopman et al. 2007), and may be used for example to test if intermediate-mass black holes exist in globular clusters (Gill et al. 2008). Recently, Alexander and Hopman (2009, henceforth AH09) showed strong mass segregation in the limit of a strongly bimodal MF when the mass ratio is large and massive stars are rare.

In spite of extensive numerical studies of mass segregation around a MBH (AH09 and references therein), an-

alytical modeling (BW77) is limited to simple, discrete, and extreme MFs where the most massive species constitutes more than half of the star population. Most results are limited to few stellar species and to a narrow mass range. In this *letter* we analytically study the steady-state single-star DF f within $r < r_h$, for an arbitrary, continuous MF. We confirm our results numerically for a wide range of MFs.

Following BW76,77, we assume (i) spherical spatial symmetry; (ii) isotropic velocities; (iii) Keplerian orbits; (iv) binaries are negligible; (v) small angle, uncorrelated, local scatterings; (vi) loss cone effects can be neglected; (vii) isothermal distribution of unbound stars with temperature $\mu\sigma^2$; (viii) stars are destroyed when their specific energy drops below a threshold $x \equiv -E/m\sigma^2 = x_{max}$, with E the energy.

2. EQUAL MASS STARS

Consider the case where all stars have mass m . The dimensionless diffusion rate of stars through x is (BW76)

$$Q(x) = \int_{-\infty}^{x_{max}} \frac{f(x)f'(x') - f'(x)f(x')}{[\text{Max}(x, x')]^{3/2}} dx' = \text{const} . \quad (1)$$

The boundary conditions are $f(x < 0) = e^{x/\mu}$ and $f(x > x_{max}) = 0$. Eq. (1) with these boundary conditions uniquely determines f and Q as shown below. The spatial number density of stars is given by (BW76)

$$n(r) \propto \int_{-\infty}^{r_h/r} dx f(x) \sqrt{\frac{r_h}{r} - x} . \quad (2)$$

Eq. (1) describes the balance between diffusion towards the MBH and replenishment by new stars. BW76 found that Q is essentially determined by the diffusion rate at a bottleneck near x_{max} , where the replenishment rate diminishes. As $Q \simeq 8/x_{max}$ is typically small, one can approximately solve Eq. (1) by setting $Q = 0$.

We convert Eq. (1) to an ordinary differential equation (ODE) by repeated operations of differentiation with respect to x and isolation of integral terms. This yields a nonlinear, fourth-order ODE for f ,

$$qf^2(B + 4pA) = x^{3/2}QC . \quad (3)$$

¹ Center for Astrophysics, 60 Garden Street, Cambridge, MA 02138, USA

² Institute for Advanced Study, Einstein Drive, Princeton, NJ, 08540, USA

³ Leiden University, Leiden Observatory, P.O. Box 9513, NL-2300 RA Leiden, The Netherlands

⁴ Faculty of Physics, Weizmann Institute of Science, P.O. Box 26, Rehovot 76100, Israel

⁵ Einstein fellow

Here we defined the local power-law index of f , $p \equiv d \ln f / d \ln x = xw$, the local power-law index of $w \equiv (\ln f)'$, $q \equiv d \ln w / d \ln x$, and the operators

$$\begin{aligned} A(f, x) &\equiv 4q^2 - 5q - 2x^2 w'' / w, \\ B(f, x) &\equiv 5q - 12x^3 w''^2 / (w'w) + 8x^3 w^{(3)} / w, \\ C(f, x) &\equiv \frac{pA^2 D}{3} \left[\frac{B}{A^2} - \frac{4}{D} + \frac{3}{q} \right. \\ &\quad \left. + \frac{2}{A} \left(10 + 2q - 2p + \frac{5}{D} \right) \right], \end{aligned} \quad (4)$$

where $D(f, x) \equiv q + p - 5/2$. The boundary conditions at $x = 0$ fix f and f' there, so the non-exponential solution $f(x)$ is completely determined for given Q . A unique value of Q guarantees that f vanishes (for the first time) at x_{max} , proving the uniqueness of the steady-state solution (an “exercise left for the reader” by BW76).

For a power-law DF $f = f_0 x^{p_0}$, Eq. (3) becomes

$$3f_0^2 (p_0 - 1/4) = Qx^{3/2-2p_0} p_0 (p_0 - 1) (p_0 - 5/2). \quad (5)$$

This compactly reproduces the BW76 results: although a finite, energy-independent flow requires $p_0 = 3/4$ (Peebles 1972, implying a flow of stars away from the MBH, see BW76), a steady-state with $p_0 = 1/4$ is closer to the actual DF because Q is negligibly small. Note that the power-law assumption becomes inconsistent at high energies, where $Qx^{3/2-2p_0} \propto x$ is large.

Henceforth we assume $Q = 0$, justified for single mass stars if $x_{max} \gg 1$. An exponential DF with $q = 0$ solves Eq. (3), but does not satisfy the boundary conditions. For $q \neq 0$, Eq. (3) becomes a third order nonlinear ODE,

$$B + 4pA = 0, \quad (6)$$

with general solution of the form

$$w = \frac{c_1}{x^{-3/2} - c_2} + c_3 + c_1 c_3 W(x; c_1, c_2, c_3), \quad (7)$$

with c_1, c_2, c_3 constants.

Useful results can be deduced directly from Eqs. (6) and (7), without determining the analytic properties of W . When p is much smaller (larger) than $1/4$, Eq. (6) becomes approximately $B \simeq 0$ ($A \simeq 0$), which corresponds to taking W (taking c_3) to zero in Eq. (7). In this case $f(x \gg 1) \propto \exp[\int^x w(x') dx']$ is either nearly constant, or (super-) exponential in x . In order to maintain reasonable stellar densities, there must be an approximate balance between the two terms, implying that $p \simeq 1/4$ far from the boundaries. Note that for $p = 1/4$, the six terms of A and B in Eq. (4) precisely cancel in pairs.

For small x , where $0 \leq p = xw \ll 1$, Eq. (6) becomes $B \simeq 0$; this corresponds to Eq. (7) with $W \rightarrow 0$, and $c_3 = m/\mu$ according to the boundary conditions at $x = 0$. At intermediate energies where approximately $f \propto x^{p_0}$, Eq. (3) becomes $-12w''^2 + 8w^{(3)}w' \simeq 0$, with all other terms smaller by factors $\gtrsim 5$ ($\gtrsim 10$) for $|p_0| < 1/2$ ($|p_0| < 1/4$), so $w \simeq p_0(x + x_1)^{-1} + x_2^{-1}$. At high energies near the disruption energy, p is large and negative, Eq. (6) becomes $A \simeq 0$ and so $c_3 = 0$; the boundary condition at x_{max} then yields $c_2 = c_1/(3n) = x_{max}^{-3/2}$ with $n \in \mathbb{N}$. Smoothly combining these approximate solutions yields

an approximation for the equal mass case,

$$f_{eq} \simeq \begin{cases} \left(1 + \frac{xm}{p_0\mu}\right)^{p_0} e^{x/x_2} & \text{if } x < x_{ta}; \\ \tilde{f} \left[\frac{(\sqrt{x_{max}} - \sqrt{x})^2}{x_{max} + \sqrt{x_{max}x} + x} \right]^n \exp \left[\frac{3nx}{x_{max}} \right. \\ \quad \left. + 2n\sqrt{3} \arctan \left(\frac{1}{\sqrt{3}} + \sqrt{\frac{4x}{3x_{max}}} \right) \right] & \text{if } x > x_{ta}, \end{cases} \quad (8)$$

with constants x_2, x_{ta} and \tilde{f} determined for example by continuity of f , $3nx_{max}^{-5/2}/(x^{-3/2} - x_{max}^{-3/2}) = p_0 x^{-1} + x_2^{-1}$ and its first derivative evaluated at the turn-around energy x_{ta} . The results depend weakly on n ; it is natural to fix $n = 1$. The previous paragraph suggests that $p_0 \rightarrow 1/4$ as x_{max} increases. Numerically solving Eq. (1) yields $p_0 = (1/4)\rho(x_{max})$, where the correction factor $\rho \sim 1$ approaches unity as x_{max} becomes large, e.g., $\rho(10^4) = 1.18$ and $\rho(10^8) = 1.08$. It also depends weakly on the energy range used to measure p (here $x_{max}^{1/3} < x < x_{max}^{1/2}$, henceforth). Figure 1 illustrates the approximation.

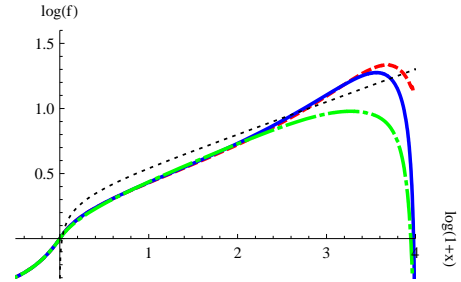


FIG. 1.— DF of equal mass stars around a MBH with $x_{max} = 10^4$ and $\mu/m = 1$, according to (i) exact ($Q \simeq 8 \times 10^{-4}$, solid) and (ii) approximate ($Q = 0$, dashed) numerical solutions of Eq. (1), (iii) Eq. (8) (dash-dotted), and (iv) $f \sim 2x^{1/4}$ (dotted). Logarithms are base 10 and convergence is better than 1%, henceforth.

3. CONTINUOUS MASS FUNCTION

Consider stars with variable mass m in some range $M_L < m < M_H$. We generalize the discrete, multiple-mass version of Eq. (1) (BW77) to the continuum limit,

$$Q(m) = \int_{M_L}^{M_H} m' dm' \int_{-\infty}^{x_{max}} dx' [\text{Max}(x, x')]^{-3/2} \times [mf(x, m)\partial_{x'} f(x', m') - m'\partial_x f(x, m)f(x', m')], \quad (9)$$

where f is now the DF in $x - m$ phase space. Assuming unbound stars with MF $\xi(m)$, $f(x < 0, m) = \xi(m)e^{x/m\mu}$. The density $n_m(r)$ is related to $f(x, m)$ as in Eq. (2), such that $n_m(r \gtrsim r_h) \sim \xi(m)$.

3.1. Negligible flow

Consider the negligible flow limit $Q \rightarrow 0$, which holds if the MF is not strongly dominated by light stars (AH09), as shown in §3.2. Dividing Eq. (9) by $mf(x, m)$ and differentiating with respect to m we find $\partial_m [(mf)^{-1} \partial_x f] = 0$, implying that f must have the functional form

$$f(x, m) = \xi(m)h(x)^m = \xi(m)e^{mk(x)}, \quad (10)$$

with $k \equiv \ln h$. Eq. (10) implies that the local power-law index of f , $p(x, m) \equiv d \ln f / d \ln x = mk'(x)$, is

linear in m for fixed x . This result, valid for negligible Q , generalizes the BW77 result $p(x, m_1)/m_1 = p(x, m_2)/m_2$ to a continuous MF.

Setting $Q = 0$ in Eq. (9), using Eq. (10), and repeatedly differentiating with respect to x and isolating integral terms, yields an ODE which, for $q \neq 0$, becomes

$$B + (p/P)A = 0. \quad (11)$$

Here, p , A and B are functionals of $f(m, x)$ and x , defined as in the equal mass case (e.g., Eq. (4)), and we defined

$$P(x, m) \equiv m/4M_0, \quad (12)$$

$$M_L < M_0 \equiv \langle m^2 \rangle_f / \langle m \rangle_f = \langle m \rangle_{mf} < M_H, \quad (13)$$

with $\langle X \rangle_Y \equiv \int X(m)Y(m) dm / \int Y(m) dm$ averaging. The full distribution may be found by solving Eq. (11) for $k(x)$ under the boundary conditions $k(x \leq 0) = x/\mu$ and $k \rightarrow -\infty$ as $x \rightarrow x_{max}$.

Note that $P(x, M_L) \leq 1/4$ and $P(x, M_H) \geq 1/4$. If the mass range is sufficiently narrow or ξ is sufficiently dominated by high masses such that $P(x, M_H) \simeq 1/4$, we recover the equal mass case Eq. (6) for the most massive stars. The full distribution then becomes

$$f(x, m; \mu) \simeq \xi(m) f_{eq}(x; \mu)^{m/M_H}, \quad (14)$$

with $f_{eq}(x; \mu)$ the DF of equal-mass stars (Figure 1).

In the general case we may proceed as in §2: f will be constant, vanish or diverge unless the two terms in Eq. (11) are approximately balanced, i.e., $p \simeq P$. If P depends only weakly on x , this implies a power-law DF, $f \propto x^P$. Thus, stars with mass equal to the weight-averaged mass M_0 tend to have a $p = 1/4$ cusp as in the equal mass case. Taking some typical energy x_{max}^a with $a \lesssim 1$ in Eq. (13), we may calibrate a against numerical solutions of Eq. (9). This yields $a \simeq 1$ for a wide range of MFs tested. Hence

$$p(m) \simeq \rho(x_{max})m/4M_0, \quad M_0 = \langle m \rangle_{m\xi x_{max}^{p(m)}}, \quad (15)$$

and the full distribution is approximately

$$f(x, m; \mu) \simeq \xi(m) f_{eq}(x; \mu)^{m/M_0}. \quad (16)$$

Eqs. (15) and (16) agree (to better than a factor of 2 in f) with numerical solutions of Eq. (9) for various MFs, such as the discrete MFs tested by BW77 and AH09, the Salpeter MF (see Figure 2) and a wide range of power-law MFs (see Figure 3).

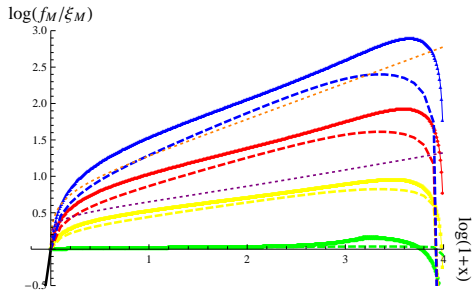


FIG. 2.— Unevolved Salpeter MF $\xi \propto M^{-2.35}$ with $M_H/M_L = 100$, $\mu = (M_L M_H)^{1/2}$ and $x_{max} = 10^4$. DF shown (top to bottom) for $m/M_L = 100, 67, 34$ and 1.5 , found by numerically solving Eq. (9) (solid) and from Eq. (16) (dashed). Also shown for reference are power law curves $6x^{1/2}$ and $2x^{1/4}$ (dotted).

Eq. (15) implies that for any MF, $p(m)$ is a decreasing function of x_{max} . In particular, the power-law index of the most massive species, p_H , asymptotically approaches $1/4$ as $x_{max} \rightarrow \infty$, so f approaches Eq. (14). In cases where we may approximate $f \sim \xi$ in Eq. (13), for example if $m\xi$ is strongly peaked in a mass range where $f/\xi = h^m$ varies little, we have $M_0 \simeq \langle m \rangle_{m\xi}$.

For concreteness, consider unbound stars with a power-law MF $\xi(m) \propto m^\alpha$ in some mass range $M_L < m < M_H = \zeta M_L$. In this case we recover Eq. (11) with

$$P = -\frac{Mk}{4} \frac{\Gamma(2+\alpha, -M_H k, -M_L k)}{\Gamma(3+\alpha, -M_H k, -M_L k)}, \quad (17)$$

and $\Gamma(a, b, c) = \int_b^c t^{a-1} e^{-t} dt$ the incomplete Γ -function. The power-law index $p(m)$ may be found from Eq. (15),

$$\frac{\Gamma(3+\alpha, \frac{M_H}{m} \ln x_{max}^{-ap}, \frac{M_L}{m} \ln x_{max}^{-ap})}{\Gamma(2+\alpha, \frac{M_H}{m} \ln x_{max}^{-ap}, \frac{M_L}{m} \ln x_{max}^{-ap})} = \ln x_{max}^{-a/4} \quad (18)$$

(for one mass, then using $p \propto m$). Indices p_L, p_H calculated from Eq. (18) are illustrated in Figure 3 in the $\zeta - \alpha$ plane. For small (very negative) α we may estimate p using the $k \rightarrow 0$ limit where $M_0 \sim \langle m \rangle_{m\xi}$, whence ⁶

$$p_H \simeq \frac{\zeta(\alpha+3)(\zeta^{2+\alpha}-1)}{4(\alpha+2)(\zeta^{3+\alpha}-1)}. \quad (19)$$

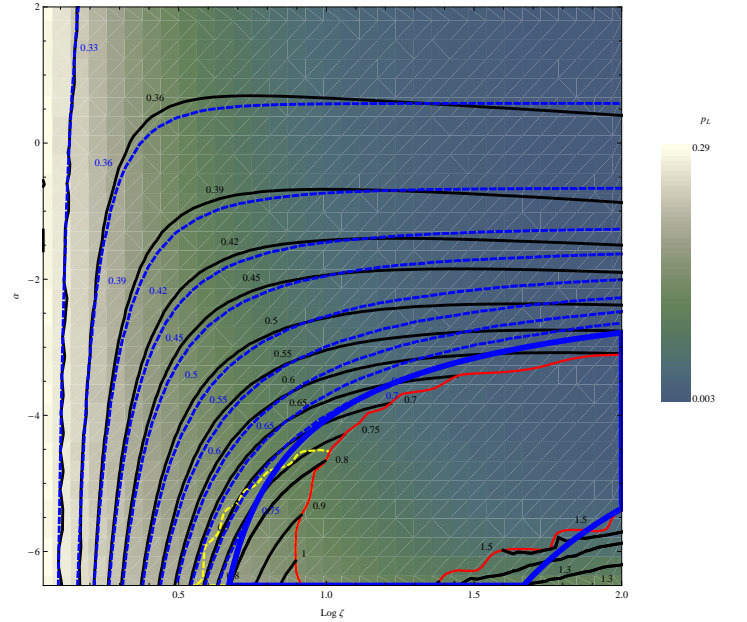


FIG. 3.— Power-law MFs $\xi(M_L < m < M_H = \zeta M_L) \propto m^\alpha$ in the $\zeta - \alpha$ phase space for $x_{max} = 10^4$ and $\mu = (M_L M_H)^{1/2}$. Shown are spectral indices p_L, p_H of the lightest (color scale, black contours) stars, found by numerically solving Eq. (9). The power-law assumption $f(x, M_H) \propto x^{p_H}$ fails (p-value of χ^2 fit larger than $1/2$, henceforth) in the region enclosed by red contours. The linear scaling $p \propto m$ breaks-down beneath the dashed yellow contour (wavy appearance of these contours is a resolution effect). Approximation Eq. (15) for p_H is shown (dashed blue contours) outside the $\delta < 0$ (see Eq. (23)) region, which is enclosed by thick blue contours.

⁶ Special cases: $p_H(\alpha = -2) \simeq \frac{\zeta \ln \zeta}{4(\zeta-1)}$ and $p_H(\alpha = -3) \simeq \frac{\zeta-1}{4 \ln \zeta}$.

3.2. Non-Negligible flow

When Q cannot be neglected, we may eliminate the x' integral in Eq. (9) by repeated operations of differentiation with respect to x and isolation of integral terms. If we assume, in addition, a power-law energy dependence $f \simeq \xi(m)x^{p(m)}$, we arrive at a generalization of Eq. (5),

$$\begin{aligned} \xi(m) \int_{M_L}^{M_H} & \left[m(p' + 1) \left(p' - \frac{1}{2} \right) + m'p \left(\frac{3}{2} - p' \right) \right] \\ & \times m' \xi(m') x^{-\frac{3}{2} + p + p'} dm' \\ & = \frac{2}{3} p(p-1) \left(p - \frac{5}{2} \right) Q(m), \end{aligned} \quad (20)$$

with abbrev. $p = p(m)$ and $p' = p(m')$. For $Q = 0$ and $p \propto m$, this reproduces the results of §3.1, $p = m/4M_0$.

Eq. (20) suggests that $p < 3/2$ in all cases, otherwise the left hand side becomes large and strongly x -dependent. Figure 3 shows that the $p \simeq 3/2$ limit is indeed realized if the MF is sufficiently broad and light-dominated. It corresponds to mass segregation stronger even than the saturation value $p_H = 5/4$ predicted by AH09 in the limit of a strongly bimodal, light-dominated MF where light stars are expected to assume $p_L = 1/4$.

A variant of Eq. (20) with Q eliminated is

$$\begin{aligned} \int_{M_L}^{M_H} & dm' x^{p'} m' \xi(m') \left(\frac{3}{2} - p - p' \right) \\ & \times \left[m(p' + 1) \left(p' - \frac{1}{2} \right) + m'p \left(\frac{3}{2} - p' \right) \right] = 0. \end{aligned} \quad (21)$$

Adopting a typical specific energy, x_{max}^b with $b \lesssim 1$, one can solve this equation for $p(m)$ with arbitrary $\xi(m)$, an approximate procedure far simpler than solving Eq. (9). However, Eq. (21) typically becomes unstable when the underlying power-law assumption $f \sim x^p$ fails.

The linear scaling $p(m) \propto m$ remains approximately valid even when the flow is only marginally negligible. Using this Ansatz in Eq. (21), $p(m)$ becomes a root of the quadratic equation

$$4p^2 \langle m^2 \rangle - p(7 - 4p)m \langle m \rangle + (3/2 - p)m^2 = 0, \quad (22)$$

with averages weighted by $m\xi x_{max}^{bp}$. For light-dominated MFs and massive stars with $m \gg \{\langle m \rangle, \langle m^2 \rangle^{1/2}\}$, the last term dominates and $p(m)$ peaks at $3/2$. For a strongly peaked MF where $\langle m^2 \rangle \simeq \langle m \rangle^2$, Eq. (22) yields two solutions: the $Q = 0$ limit $p = m/4\langle m \rangle$, and a steep solution $p = (3/2)(1 + \langle m \rangle/m)^{-1}$.

Eq. (22) suggests the following, numerically supported picture. For MFs peaked at relatively massive stars, the DF is approximately given by the $Q = 0$ result. For more light-dominated MFs, M_0 is shifted towards lower masses so the DF becomes gradually steeper at any given mass. If the MF is sufficiently extended (large ζ) and light-dominated (e.g., small α), each stellar species of mass $m \gg M_L$ eventually achieves maximal steepness $p(m) \simeq 3/2$. The transition between the $Q = 0$ and the saturation regimes involves in general an intermediate range of parameters in which the DF of this species is no longer a power law in x . We may roughly identify this

region with the absence of real solutions to Eq. (22),

$$\delta(m) = (m/\langle m \rangle - 5)^2 - 24(\langle m^2 \rangle/\langle m \rangle^2 - 1) < 0, \quad (23)$$

illustrated as areas delimited by solid curves in Figure 3. After reaching maximal steepness $f(m)$ continues to evolve, but its maximal value remains $\sim f(x=1)x_{max}^{3/2}$.

4. CONCLUSIONS

We have analyzed the distribution of an arbitrary, continuous MF ξ of stars around a MBH. For equal mass stars, we derive a simple approximation for the DF f , see Eq. (8) and Figure 1. For MFs not strongly dominated by light stars, where the mass flow can be neglected, we generalize the BW77 linear scaling $p \propto m$ to continuous MFs. We then derive approximate solutions for p (including its normalization, Eq. (15)) and f (Eq. (16)) and confirm them numerically; see Figures 2 and 3.

Our results provide a simple yet accurate alternative to solving the full integro-differential equation (9). Eq. (15) reproduces and generalizes previous Fokker-Planck calculations such as BW77, which were limited to a narrow range of parameters. As an illustration, consider SgA* with $x_{max} = 10^4$ and a model MF with main sequence stars, white dwarfs, neutron stars and black holes, of masses $M/M_\odot = 1, 0.6, 1.4, 10$, and relative abundances $1 : 10^{-1} : 10^{-2} : 10^{-3}$. Eq. (15) then gives $M_0 = 4.8M_\odot$ so $p_H = 0.52$ for black holes and $p < 0.08$ for the other species, in agreement with the numerical results of Hopman and Alexander (2006) and AH09.

The DF becomes gradually steeper with decreasing M_0 , as long as δ in Eq. (23) remains positive. For very light-dominated MFs, the power law assumption $f \sim \xi x^p$ eventually fails at high masses, roughly where $\delta(m) < 0$ (contour-enclosed regions in Figure 3). As the MF peak shifts to even lower masses, $\delta(m) > 0$ and the power-law behavior are eventually restored at the high mass end and the DF remains very steep, peaking at $p = 3/2$. This behavior is illustrated in Figure 3.

Power law DFs $f \propto x^p$ correspond to $n(r) \propto r^{-3/2-p}$. As long as the MF is not very light-dominated, stars of mass M_0 have $p_0 = 1/4$ (up to a ρ correction) and an equal-mass like cusp $n_0 \propto r^{-7/4}$, while other stars have $n_m/n_0 \propto r^{-(m-M_0)/4M_0}$. If the MF is broad and heavy-dominated, light stars tend towards an energy independent distribution $n \propto r^{-3/2}$ while heavy stars approach $n \propto r^{-7/4}$. In the opposite, maximally steep limit, heavy stars develop a cusp as steep as $n \propto r^{-3}$, harder than any reported previously, and the number of stars in the cusp depends (logarithmically) on the disruption cutoff.

We thank G. Van de Ven, D. Keres and Y. Birnboim for helpful discussions. The research of U.K. was supported in part by NSF grant PHY-0503584, as a Friends of the Institute for Advanced Study member. The research of C.H. is supported by a Veni fellowship from the Netherlands Organization for Scientific Research (NWO). C.H. thanks the hospitality of the Institute for Advanced Study, where part of this research took place. T.A. is supported by ISF grant 928/06 and ERC grant 202996.

REFERENCES

- T. Alexander and C. Hopman, *ApJ* **697**, in press (2009).
- J. N. Bahcall and R. A. Wolf, *ApJ* **209**, 214 (1976).
- J. N. Bahcall and R. A. Wolf, *ApJ* **216**, 883 (1977).
- M. Freitag, P. Amaro-Seoane, and V. Kalogera, *ApJ* **649**, 91 (2006), [astro-ph/0603280](#).
- R. Genzel et al., *ApJ* **594**, 812 (2003).
- M. Gill, M. Trenti, M. C. Miller, R. van der Marel, D. Hamilton, and M. Stiavelli, *ArXiv e-prints* **806** (2008), 0806.4187.
- C. Hopman and T. Alexander, *ApJ* **645**, L133 (2006), [arXiv:astro-ph/0603324](#).
- C. Hopman, M. Freitag, and S. L. Larson, *MNRAS* **378**, 129 (2007), [arXiv:astro-ph/0612337](#).
- A. P. Lightman and S. L. Shapiro, *ApJ* **211**, 244 (1977).
- J. Magorrian and S. Tremaine, *MNRAS* **309**, 447 (1999).
- J. Miralda-Escudé and A. Gould, *ApJ* **545**, 847 (2000).
- R. M. O’Leary, B. Kocsis, and A. Loeb, *ArXiv e-prints* (2008), 0807.2638.
- P. J. E. Peebles, *ApJ* **178**, 371 (1972).
- R. Schödel, A. Eckart, T. Alexander, D. Merritt, R. Genzel, A. Sternberg, L. Meyer, F. Kul, J. Moutaka, T. Ott, et al., *A&A* **469**, 125 (2007), [arXiv:astro-ph/0703178](#).
- D. Syer and A. Ulmer, *MNRAS* **306**, 35 (1999).