

Signals of supersymmetry with inaccessible first two families at the Large Hadron Collider

Nishita Desai¹ and Biswarup Mukhopadhyaya²

Regional Centre for Accelerator-based Particle Physics

Harish-Chandra Research Institute

Chhatnag Road, Jhansi, Allahabad - 211 019, India

Abstract

We investigate the signals of supersymmetry (SUSY) in a scenario where only the third family squarks and sleptons can be produced at the Large Hadron Collider (LHC), in addition to the gluino, charginos and neutralinos. While the final states in such cases are marked by a multiplicity of top and/or bottom quarks, we point out the difficulties in identifying the top when it is produced from the decay of a heavy sparticle and is thus highly energetic. Also, the tagging efficiency of an energetic b is not assuredly high. Keeping these in mind, we suggest several event selection criteria which can cause the signals to remain above backgrounds, lead to a reach of upto 2 TeV in the gluino mass, and also differentiate such scenarios from those where all sfermion families are accessible at the LHC.

¹E-mail: nishita@mri.ernet.in

²E-mail: biswarup@mri.ernet.in

1 Introduction

The investigation on whether nature is supersymmetric is an important part of activities related to the Large Hadron Collider (LHC). By and large, if supersymmetry (SUSY) [1, 2, 3], broken within the TeV scale, has to offer a cold dark matter candidate, experiments at the LHC should see signals with large missing transverse energy (\cancel{E}_T), carried away by the lightest SUSY particle (LSP). The lightest neutralino turns out to be the LSP [4, 5] in most models. Hard leptons and/or jets of various multiplicity constitute the accompanying ‘visible’ signals when one has a neutralino LSP. It is from these, then, that one is left to guess the detailed character of the SUSY spectrum, and whether the low-energy spectrum is resulting from some organising principle at high scale[6].

A scenario often suggested is that the first two families of squarks and sleptons are far too heavy ($\sim 5 - 10$ TeV or more) to have any impact on TeV-scale phenomenology, while the third family is within or around a TeV in mass. While this still suffices in controlling the quadratically divergent contributions to the Higgs mass, the troublesome issue of flavour-changing neutral currents [7] is avoided through decoupling of the first two families [8, 9]. This kind of a SUSY spectrum therefore deserves special attention in the context of the LHC. The present work attempts to suggest some criteria that not only yields background-free signals of such a scenario, but also can distinguish it from one where all three families of sfermions are within the reach of the LHC.

Several theoretical schemes to achieve the suggested scenario have been proposed in the literature. It is possible, for example, to have a hidden sector of such composition that the third family couples to it differentially, leading to smaller soft SUSY breaking terms compared to those of the first two [10]. In particular, such possibilities can be envisioned in string-inspired models with flavour-dependent interactions with modular fields [11]. The existence of a horizontal symmetry, with the third, and first two families being respectively singlets and doublets under it, can also cause a mass splitting [12]. In SO(10) SUSY Grand Unified Scenarios (GUT), too, suitable D-terms for the fields belonging to $\bar{5}$ and 10 of SU(5) may lead to a mass hierarchy of the suggested type, with appropriate adjustment of parameters [13, 14]. A similar mass separation can also arise out of the D-terms of some additional (anomalous) U(1) gauge symmetry [15, 16]. Finally, appropriate regions in the parameter space of minimal supergravity (mSUGRA), with a universal scalar soft breaking mass term well above a TeV, can lead to lower values of only the third family sfermions due to the role of Yukawa couplings in the process of running down to the electroweak scale [17, 18].

As we have already stated, our purpose is to take a close look at the *LHC signals* of a

scenario where only the third family sfermions are within an accessible range. With this in view, we have chosen a few benchmark points in the parameter space, where masses of the first two families evolves down from a relatively high mass parameter at high scale. In contrast, masses for the third family and the two Higgs doublets originate in a relatively lower high-scale parameter, thus creating a hierarchy of the type sought after. The absolute as well as relative values of the stop and sbottom masses are decided by other parameters of the theory including $\tan\beta$, the ratio of the vacuum expectation values (vev) of the two Higgs doublets, which in turn controls the mixing between the left- and right-chiral states.

Many useful studies on the collider phenomenology of similar scenarios have taken place earlier as well as in the very recent past [19, 20, 21]. However, with the LHC within close range, many aspects of the detection of new signals are being realised with increasing degree of sensitivity [22, 23]. The present study is aimed to supplement and extend the existing ones, keeping some such realisations in mind, and to demonstrate the viability of some additional final states and event selection criteria. To be specific, some aspects, into which we have taken a close look, are as follows:

- The suggested signals often depend on the identification of multiple b's in the final state. When the mass range of accessible superparticles are about a TeV or well above that, a large fraction of the b's arising from their cascades are quite energetic. The efficiency of b-tagging, on the other hand, is optimum for the transverse momentum (p_T) range of 50 - 100 GeV[22]. Although the performance of b-detection devices have scope for improvement beyond this, we felt that it is profitable to suggest signals where only those b's whose p_T lie in the optimal range.
- The signals often involve three or four top quarks in the final state. Again, some of these tops may be considerably boosted. Since very energetic jets acquire invariant masses amounting to 15 - 20% of their energy through spreading, it is not unlikely that these top quarks be faked by some energetic central jets in a machine like the LHC. Besides, as has been pointed out in recent studies[19, 20, 21, 24, 25, 26], top detection in this scenario has a rather low efficiency. Therefore, we wish to suggest signals where the likely presence of several tops can be exploited, but the tops by themselves need not be identified.
- With both of the above points in mind, we have suggested tell-tale signatures of SUSY with mass spectra of the aforementioned type, by looking for various combinations of b's and leptons in the final state. Specific event selection criteria, especially those

pertaining to the leptons, have been proposed to eliminate backgrounds and enhance the discovery reach. We have also gone beyond earlier studies by suggesting that final states with the lightest neutral Higgs, produced in association, can make the events stand out as a reflection of the nature of the neutralino spectrum.

- It is also of interest to find out if the proposed signals enable one to distinguish a SUSY spectrum where only the third family is accessible, from one where first two are also within the production threshold. We suggest an effort in this direction by (a) a comparison of the ratios of events with no b in the final states to those with various b -multiplicity, and (b) combining the event rates of various signals with kinematic distributions such as the scalar sum of the p_T 's of all particles..

We outline our parameter choice for the benchmark points in section 2, where the justification of our approach is also given by showing the kinematic properties of tops and b 's corresponding to these points. Studies on different signals as well as the strategies adopted for suppressing backgrounds are reported in section 3. Section 4 contains a discussion on how one can hope to distinguish such a scenario from one where all sfermion families are produced at the LHC. We summarise our study and conclude in section 5.

2 Choice of benchmark points: motivation for the chosen signals

The minimal supersymmetric extension of the standard model is known to have more than a hundred parameters. These parameters can be related by the supersymmetry breaking scheme. Since our study is essentially phenomenological, we economise on the parameters by considering an mSUGRA-like scheme, with the difference that high-scale squark and sfermion masses are not same for all generations.

We take $(m_0^{(1,2)}, m_0^{(3)}, m_{\frac{1}{2}}, \text{sign}(\mu), A^{(1,2)}, A^{(3)}, \tan\beta)$ viz. scalar masses for the first two generations of sfermions, scalar mass for the third generation of sfermions, unified gaugino mass, sign of the Higgsino parameter μ , the unified trilinear coupling for first two generations, the trilinear coupling for the third generation and $\tan\beta$, where β is the angle between the VEVs of the two Higgs doublets to be the free parameters. The first two families of squarks and sleptons are degenerate and have a very high mass ($\sim 5 \text{ TeV}$) whereas the third generation has masses less than a TeV. As a consequence, the first two generations of sfermions decouple and we have enhanced production of tops and bottoms in the final states.

Point	$\tan\beta$	$m_{\frac{1}{2}}$	$m_0^{(3)}$	$m_{\tilde{g}}$	$m_{\tilde{t}_1(\tilde{t}_2)}$	$m_{\tilde{b}_1(\tilde{b}_2)}$
1A	10	800	800	1920	1185 (1434)	1402 (1504)
1B	10	600	800	1490	850 (1068)	1018(1137)
1C	10	400	800	1044	427 (654)	561 (733)
2	10	600	500	1482	682 (914)	847(947)
3	40	600	800	1489	851 (1035)	967(1078)
4	40	600	500	1482	683 (886)	796(898)
5	5	600	800	1490	839 (1071)	1020(1142)
6	5	600	500	1483	673 (918)	849(950)

Table 1: Third generation squark and gluino masses in GeV for the benchmark points considered.

Point	$m_{\chi_1^+}$	$m_{\chi_2^+}$	$m_{\chi_1^0}$	$m_{\chi_2^0}$	$m_{\chi_3^0}$	$m_{\chi_4^0}$
1A	669	1089	349	669	-1080	1089
1B	501	904	260	501	-895	905
1C	333	724	170	336	-715	723
2	495	754	259	495	-740	754
3	504	888	261	504	-881	888
4	497	739	260	497	-725	739
5	500	930	259	500	-920	930
6	493	774	258	493	-753	775

Table 2: Chargino and Neutralino masses in GeV for all the benchmark points.

We choose the benchmark points in such a way as to allow us to probe high gluino and squark masses. In particular, explore the parameter space when (a) squark masses are much lighter than the gluino and, (b) when they are both of the same order (~ 1 TeV). High scale value of $m_0^{(1,2)}$ is set to 5 TeV for the first two families. The third-family m_0 is set to 800 (500) to observe the effect when stop and sbottom masses are of the same order of (much lower than) the gluino mass. The trilinear couplings A_i are all set to zero and we choose $\mu > 0$. We mostly focus on $\tan\beta = 10$ but also look at $\tan\beta = 5, 40$ to see if any major differences are indicated. The Higgs mass parameters M_{H_u} and M_{H_d} are set to the value of the third family m_0 at the high scale.

The particle spectrum has been generated using SuSpect 2.34 using high scale inputs in the pMSSM (phenomenological MSSM) option. The squark and gluino masses for the various benchmark points are given in Table 1. The masses for charginos and neutralinos are given in Table 2.

As only the third family sfermions are accessible at the energies attained by the LHC, all processes involving production of squarks and gluinos will give tops and bottoms in the final states. Since the masses of the squarks (3rd family) and gluinos are much higher than the third generation quarks into which they decay, the heavy quarks are produced with very high energies. In such situation, flavour identification becomes difficult.

A b-tagging efficiency of 50% with a rejection of QCD jets at more than 99% is well established for b-hadrons with the transverse momentum (p_T) between 50 to 80 GeV. But in our case, it can be seen that the p_T of b-hadrons very often exceeds this. It is not clear how the efficiency goes down as p_T increases above 100 GeV. The p_T -distribution of b's in four-b events can be seen in Figure 1 ¹.

Top quarks can be identified by a combination of a b-jet and a W which give an invariant mass within a window of the top mass. The candidate W s are obtained from jet-pairs having invariant mass in the range $M_W \pm 15$ GeV. Besides the aforementioned b-tagging difficulty, this top reconstruction is complicated by two other factors in our situation as outlined below.

First, at very high boosts, the jets from decay of the top can be highly collimated, and in principle, the top could be reconstructed in the hadronic channels. However, very high energy QCD jets can also develop an invariant mass up to 15 - 20% of the jet energy, and thus, a top depositing a large energy in the hadron calorimeter can be faked by a similarly

¹ While there are many events in our chosen regions with both three-and four top quarks in the final state, 3b final states are only possible via squark-gluino production, and that too driven by the b-quark distribution in the proton. Thus the number of 3b events is relatively small.

energetic jet whose ‘effective’ invariant mass may be of the same order as the top mass. In such cases, one has to resort to special techniques, such as specific kinematics, energetic leptons contained in jets, and using jet-substructure. Such techniques have been studied recently by various groups [27, 28].

Secondly, we have Higgs production through the cascade $\chi_2^0 \rightarrow h\chi_1^0$. The χ_2^0 is produced in about 50% of the events we generate, and for our benchmark points its decay into a Higgs has a large branching ratio. The Higgs then decays into a pair of b’s. The mass of the Higgs in all our benchmark points lies at $\lesssim 120$ GeV. In cases where both the b-jets are not identified, the W-peak from invariant mass of jet-pairs, which is important in retracing the top via the W, is largely washed out by that of the Higgs.

To ameliorate these difficulties, we do not emphasise the reconstruction of the top. We also supplement b-tagging by identifying hard leptons from the decay of energetic top quarks. We find that looking for leptons of various multiplicity can compensate for the potentially low tagging efficiencies for very high energy b’s.

We are looking at very high masses for squarks and gluinos and consequently rather low production cross sections. Thus, it will require a large integrated luminosity at the LHC to achieve the required statistical significance. By that time, we assume that the lightest neutral SUSY Higgs has already been identified. An additional handle for our benchmark points is thus provided by the possibility of looking for final states with leptons/b-quarks, together with not only large missing energy but also a Higgs in the final state, identified by a mass peak.

Thus our chosen benchmark points elicit a number of features of the signals of SUSY with only the third family of sfermions accessible. We use these in our study of the suggested signals in the next section.

3 Signals and Backgrounds

We are concerned primarily with observing final states with a large number of top and bottom quarks. Signal events have been generated using Pythia v6.409 [29] by allowing the squark-squark, gluino-gluino and squark-gluino production channels. We have used CTEQ5L parton distribution functions. The factorisation and renormalisation scales have been set to $\mu_R = \mu_F = \sqrt{p_\perp^2 + (P_1^2 + P_2^2 + m_3^2 + m_4^2)/2}$ where P_1, P_2 are the virtualities of the incoming particles, p_\perp is the transverse momentum of the scattering process and m_3, m_4 are the masses of the outgoing particles in the initial hard scattering process..

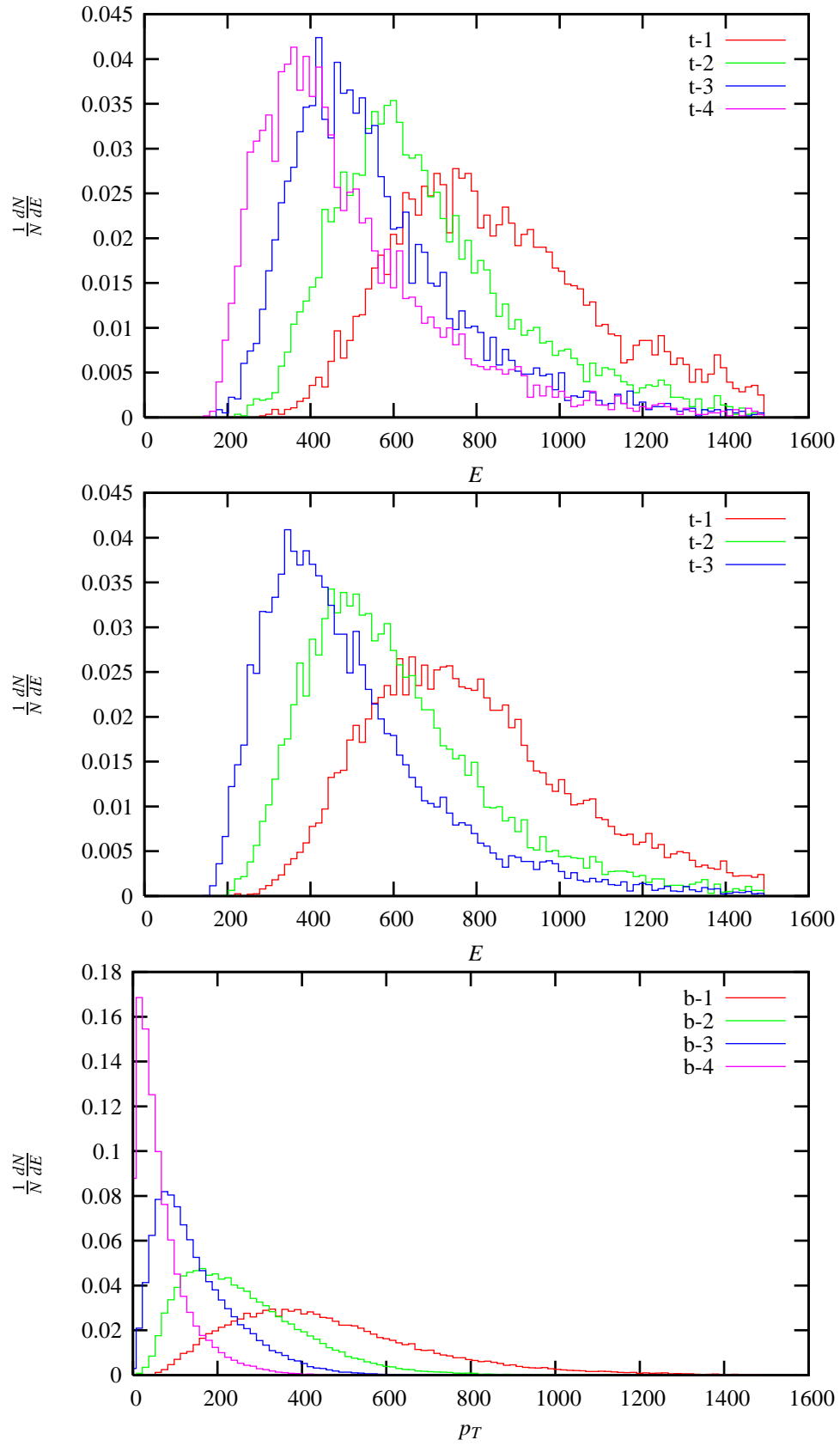


Figure 1: Energy(E) distribution of tops for four- and three-t events and p_T of bottoms for four-b events for benchmark point 1A.

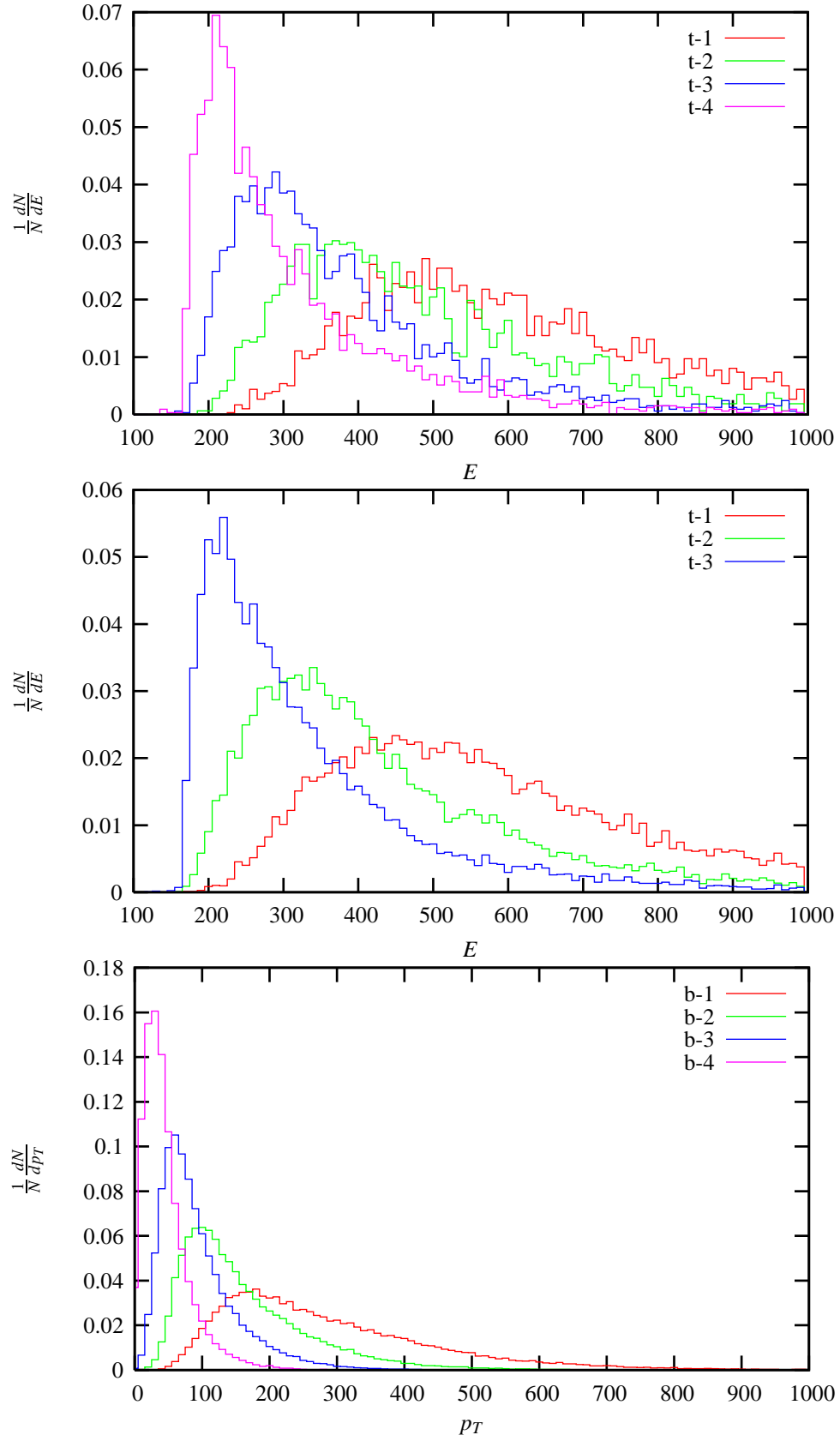


Figure 2: Same as in Figure 1, for benchmark point 1C.

We concentrate on three and four-top events in particular. The \tilde{g} can decay into $t\tilde{t}_{1,2}$ or $b\tilde{b}_{1,2}$. Whenever it is kinematically allowed, the squarks can then decay via $\tilde{t}_{1,2} \rightarrow t\tilde{\chi}_i^0$ (with $i = 1 - 4$), $\tilde{t}_{1,2} \rightarrow b\tilde{\chi}_{1,2}^+$, $\tilde{b}_{1,2} \rightarrow b\tilde{\chi}_i^0$ and, $\tilde{b}_{1,2} \rightarrow t\tilde{\chi}_{1,2}^+$. Thus, $\tilde{g}\tilde{g}$ production can give four-top final states via $\tilde{g}\tilde{g} \rightarrow t\tilde{t}_{1,2}t\tilde{t}_{1,2}$ and each $\tilde{t}_{1,2} \rightarrow t\tilde{\chi}_i^0$. Three-top final states can be obtained when $\tilde{g}\tilde{g} \rightarrow t\tilde{t}_{1,2}b\tilde{b}_{1,2}$ with $\tilde{b}_{1,2} \rightarrow t\tilde{\chi}_{1,2}^+$. Figures 1 and 2 give the energy distribution of the top quarks and p_T distributions of the b-quarks for the benchmark points 1A (highest squark/gluino masses) and 1C (lowest squark/gluino masses).

As has been mentioned in the previous section, we have examined final states with various combinations of b's and leptons. We comment first on certain generic features of signal identification, before the numerical results for each signal are presented. these features also help us in evolving the event selection criteria for this scenario.

Since we are considering R-parity conserving supersymmetry, the lightest supersymmetric particle (LSP) is stable. In our case, the first neutralino is the LSP and since it is uncharged, it escapes detection. This gives a very large missing E_T which gives us the first handle for discriminating supersymmetric events. Also, since the masses of the supersymmetric particles are very high for the scenarios investigated here, the effective mass of the event, defined by $M_{eff} = \sum_{jets} |p_T^j| + \sum_{leptons} |p_T^l| + \cancel{E}_T$ also takes a very high value compared to what is expected of standard model processes. The missing energy and M_{eff} distributions for two benchmark points are shown in figures 3 and 4, where the corresponding distribution for standard model backgrounds is also presented.

We now look at identification of leptons (e, μ). We are interested in identifying leptons coming from top decay. Since the parent W of the lepton is on-shell, we expect that the lepton to be well isolated from the nearest jet. Therefore, we first identify leptons with the following cuts:

1. $p_T^l > 10$ GeV (trigger)
2. Separation from each jet $\Delta R_{lj} > 0.4$

Lepton momenta are smeared according to the prescription $\sigma(E) = a\sqrt{E} + bE$ where $\sigma(E)$ is the resolution, with $a = 0.055(0.02)$ and $b = 0.005(0.037)$ for electrons (muons) and energy measured in GeV.

We subsequently apply further cuts for each channel to restrict to leptons coming from tops. The p_T -distribution of leptons from tops vis-a-vis those from other sources are shown for two of our benchmark points along with those from standard model backgrounds is given in Figure 5. Here, a cut of 80 GeV, together with the isolation requirement, identifies leptons

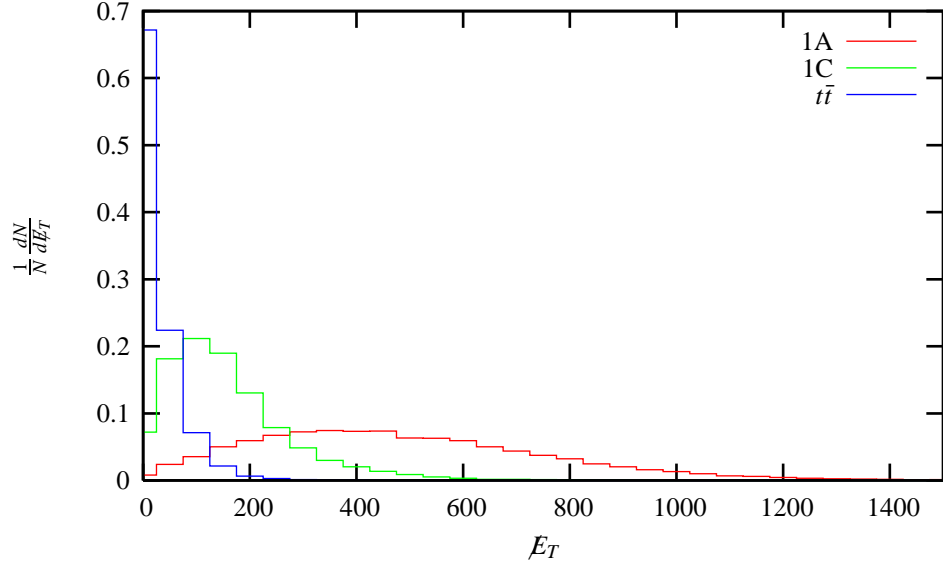


Figure 3: Missing energy \cancel{E}_T distribution for benchmark points 1A, 1C and the dominant standard model background ($t\bar{t}$).

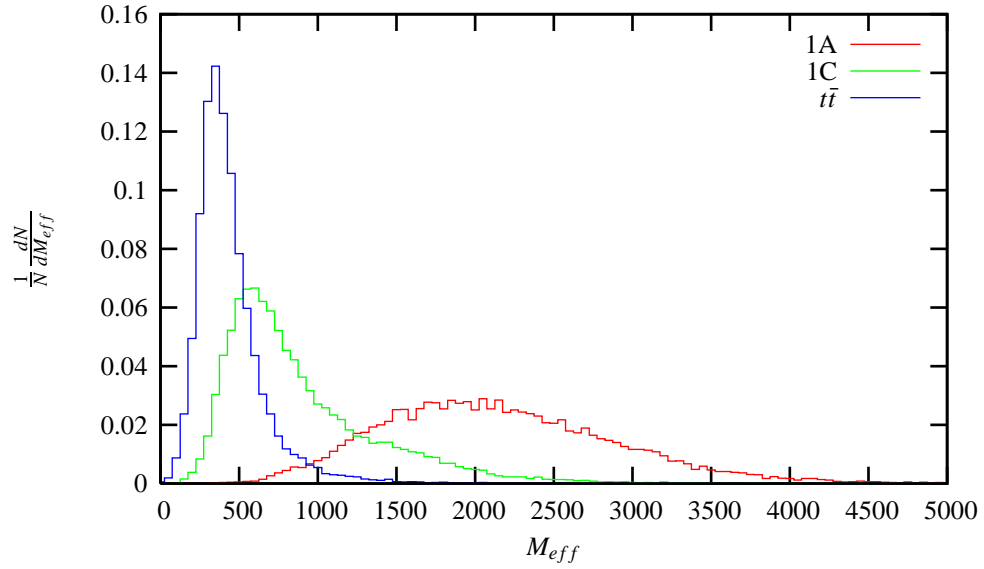


Figure 4: Effective mass M_{eff} distribution for benchmark points 1A, 1C and the dominant standard model background ($t\bar{t}$).

from tops. It has been checked that after imposing this cut, the hardest lepton in an event comes from a top atleast 90% of the times for all our benchmark points. Imposing such a hard cut on each lepton would, however, reduce the signal to far too low a level. As a compromise measure, we demand a minimum $p_T(E_T)$ of 80 GeV for a muon (electron) in a single-lepton final state, while for a two-lepton state, this is the requirement on the harder lepton.

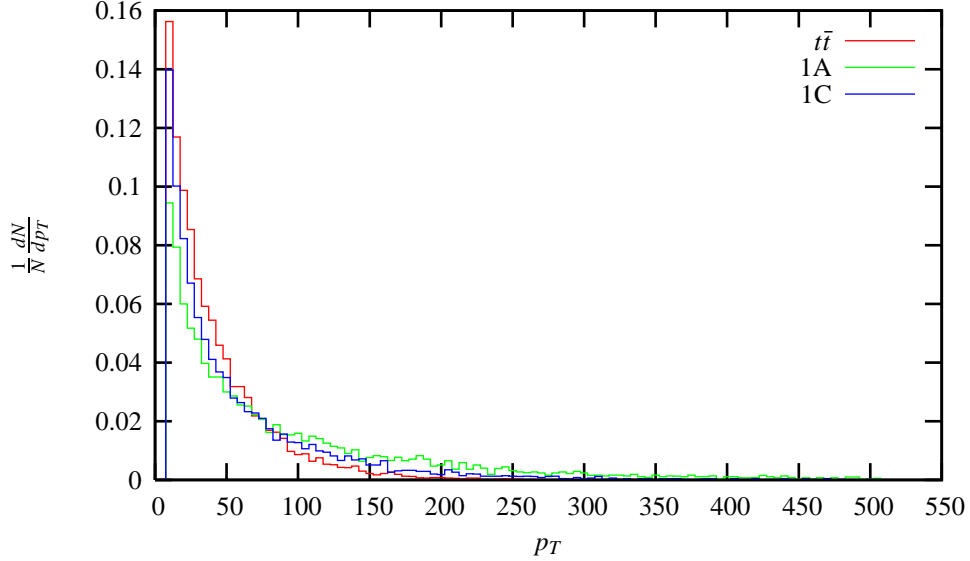


Figure 5: Lepton- p_T distribution from decays of tops from benchmark points 1A, 1C and standard model $t\bar{t}$ production.

Jets are formed using the routine PYCELL built into PYTHIA. The jet energy is smeared using $\sigma(E) = \sqrt{E}$. The parton-level processes that lead to the final states of interest to us have usually a large jet multiplicity. Using PYTHIA, the multiplicity peaks at 8 when both initial and final state radiation are taken into account. With this in view, we have always demanded a minimum of four jets in the final state.

In the absence of any clear guideline on the tagging efficiency for very high- p_T b-hadrons, we take a conservative approach and restrict our b-tagging capabilities to hadrons with p_T between 50 and 100 GeV. A jet is assumed b-tagged with an efficiency of 0.50 if:

1. A b-hadron lies within a cone of $\Delta R < 0.5$ of the jet-axis
2. The b-hadron has a $50 \text{ GeV} \leq p_T \leq 100 \text{ GeV}$.

In gluino decay, the production of the $\tilde{\chi}_2^0$ occurs in about 50% of all events. In all our benchmark points, the difference between masses of the second and the first neutralino is

more than 150 GeV. The most common decay channel $\tilde{\chi}_2^0 \rightarrow h\tilde{\chi}_1^0$ yields a neutral Higgs in the final state which then decays into a pair of b-quarks. This is because there can be at most three two-body decays of the $\tilde{\chi}_2^0$, namely, $\tilde{\chi}_2^0 \rightarrow h\tilde{\chi}_1^0$, $\tilde{\chi}_2^0 \rightarrow Z\tilde{\chi}_1^0$ and $\tilde{\chi}_2^0 \rightarrow \tau\tilde{\tau}\tilde{\chi}_1^0$. Of these, the third one is kinematically disallowed in the case shown. The decay into a Z is suppressed by the product of Higgsino components of both $\tilde{\chi}_2^0$ and $\tilde{\chi}_1^0$. The decay into a Higgs requires the Higgsino component of any one neutralino and it therefore wins when kinematics are favourable.

Thus an excess of events in which the lightest neutral Higgs is produced can give indications of the underlying model. However, we should remember that the b's from Higgs decay may not be identifiable because of high p_t . We pre-empt this situation by asserting that one knows the Higgs mass beforehand (at the luminosity under consideration). We then claim to have identified a Higgs through a jet pair if:

1. $|M_{j_1j_2} - M_h| < 15.0$ GeV where $M_{j_1j_2}$ is the invariant mass of the jet pair.
2. *At least one of the two jets* is b-tagged, so that combinatorial backgrounds can be reduced.

The calculation of \cancel{E}_T has to take into account not only the ‘visible’ E_T due to jets, leptons and photons that satisfy the requisite triggers but also objects with $p_T > 0.5$ GeV and $|\eta| < 5$ which are not identified as leptons or do not fall within any jet cone. The contribution from this extra part is summed up as the ‘soft- p_T ’ component. This is smeared according to the prescription $\sigma(p_T) = \alpha\sqrt{p_T}$ with $\alpha = 0.55$. The total visible transverse momentum is given by $\mathbf{p}_T^{vis} = \sum_{jets} \mathbf{p}_T^j + \sum_{leptons} \mathbf{p}_T^l + \mathbf{p}_T^{soft}$. Missing E_T is then the magnitude $|\mathbf{p}_T^{vis}|$.

based on the above observations, we now list the basic cuts that have to be satisfied by all events:

1. $\cancel{E}_T \geq 300$ GeV
2. $m_{eff} = (\sum |\vec{p}_T| + \cancel{E}_T) \geq 1000$
3. jet multiplicity $n_{jet} \geq 4$
4. $p_T(j_1) > 100$ GeV
5. $p_T(j_2) > 80$ GeV
6. $p_T(j_3) > 40$ GeV

In addition, we look at channels where a Higgs is identified in the final state based on the criteria suggested above. The inclusive cross sections for ‘all events’ satisfying the basic cuts for our benchmark points are summarised in Table 3.

Point	1A	1B	2	3	4	5	6
σ_{nocuts}	3.58	39.03	119.3	43.18	134.0	40.55	123.9
σ_{basic}	1.90	16.39	38.53	21.59	33.5	19.87	39.67

Table 3: Total $\tilde{g}\tilde{g}$, $\tilde{g}\tilde{q}$ and $\tilde{q}\tilde{q}$ production cross sections for all the benchmark points before and after basic cuts.

We now look in detail at each detection channel. The numerical predictions for the signals and the backgrounds, for an integrated luminosity of 300 fb^{-1} , are summarised in tables 4 and 5. Although the signal rates for final states involving leptons are apparently low, it is because of the rather stringent cut imposed on the lepton p_T . We would like to re-iterate that this serves to point out the existence of energetic top(s) in the final states, without requiring either b-identification or the reconstruction of the top in the hadronic channel.

3.1 Channels: $1b + 2l$, $1b + 2l_{(SSD)}$ and $2l_{(SSD)}$

As mentioned earlier, the tops produced from the decay of heavy squarks and gluinos are highly energetic. Even in three-top (four-top) events which would give three (four) b-quarks, it is not always possible to tag all of them. However, we expect that leptons arising out of the decay of the tops to be very energetic. Here we look at two energetic leptons with and without additional b-tags.

The backgrounds are calculated including the processes $t\bar{t} + jets, Wb\bar{b} + jets, Wt\bar{t} + jets, Zt\bar{t} + jets, Zb\bar{b} + jets, 4t, 4b$ and $2t2b$ generated with the help of ALPGEN [30]. Most of the background comes from the $t\bar{t}$ channel. In order to further suppress the background from $t\bar{t}$, we also put a cut on the vector sum $\mathbf{p}_T(l_1, l_2) = \mathbf{p}_T^{l_1} + \mathbf{p}_T^{l_2}$. The $p_T(l_1, l_2)$ distributions for leptons for benchmark points 1A and 1C along with $t\bar{t}$ are given in Figure 6.

The final cuts on the leptons are:

1. $p_T(l_1) \geq 80 \text{ GeV}$
2. $p_T(l_2) \geq 30 \text{ GeV}$
3. $p_T(l_1, l_2) \geq 20 \text{ GeV}$

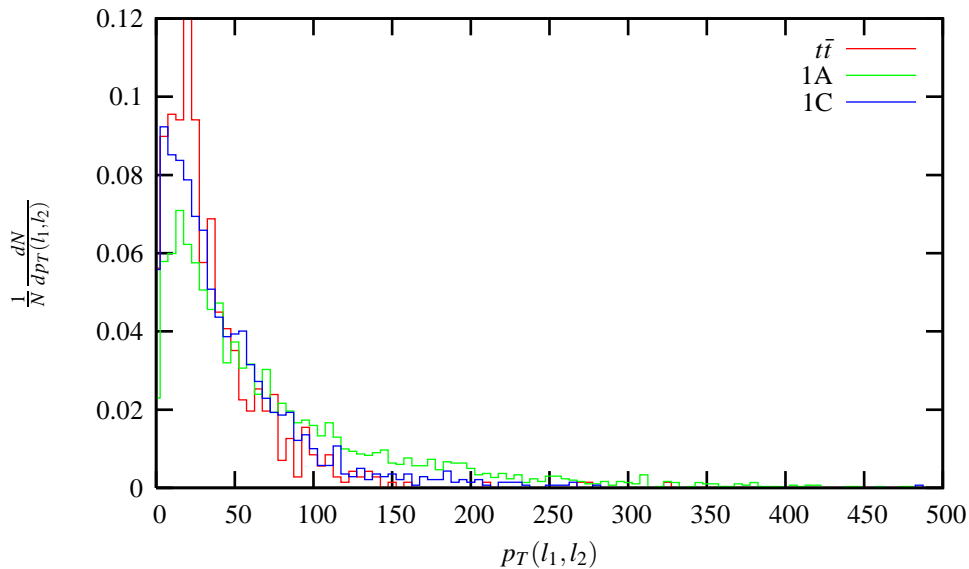


Figure 6: Magnitude of the vector sum of lepton- p_T ($p_T(l_1, l_2)$) for the two hardest leptons for points 1A, 1C and standard model $t\bar{t}$ production.

To suppress the $t\bar{t}$ background even further, we demand that the leptons be of the same sign. We also look at the inclusive same-sign dilepton channel (without any b-tags). The signals and backgrounds for such dilepton events, with and without a tagged b-jet, are seen in Table 4. We have calculated the the number of events, for both signals and backgrounds, corresponding to an integrated luminosity of 300 fb^{-1} . The advantage of the di-lepton final states over, say, the $2b$ channel (with or without one lepton) is quite appreciable.

3.2 Channels: $2b + l$ and $3b$

The first consequence of having only third family squarks accessible is that all SUSY processes involving the production of strongly interacting superparticles lead to a multiplicity of b's in the final state. As we have mentioned already, most of these have too high values of the p_T to be reliably tagged. However, there will still be sufficient number of events with two or three b-tags. There one has to compromise on lepton identification, so as to gain in branching ratios. On the whole, this reflects a tug-of-war between the loss in rate due to branching ratios and that due to our demand that only b's in a specific p_T -range be identified. Thus we recommend looking at only single-lepton events when more than one b's are tagged.

For two b-tagged events, we also try to suppress backgrounds by demanding the presence of a high- p_T , isolated lepton, satisfying $p_T(l_1) \geq 80 \text{ GeV}$.

The requirement of leptons has to be given up for $3b$ events, for otherwise the overall rates will be far too small.

The primary backgrounds for $2b + l$ channel are same as $1b + l$, viz. $t\bar{t} + jets, Wb\bar{b} + jets, Wt\bar{t} + jets, Zt\bar{t} + jets, Zb\bar{b} + jets, 4t, 4b$ and $2t2b$. Again, we have used ALPGEN to compute the background rates.

Since the $3b$ cannot result from tree-level standard model processes (excepting those suppressed by weak mixing), the backgrounds are only due to $4t, 2t2b$ and $4b$. However, the $4b$ processes do not have a source of high \cancel{E}_T , so the highest contribution comes from $2t2b$ production processes. The results are presented in Table 4. For comparison, we have added a column where *a single top* is reconstructed in the hadronic channel, with the restriction that the energy of the top is less than 400 GeV. It should be noted that the process of reconstruction in the hadronic channel depends on there being a b (with $50 \text{ GeV} < p_T < 100 \text{ GeV}$) in the final state. A minimum missing- E_T of 300 GeV is of course imposed in this case as well.

3.3 Inclusion of the Higgs

As has been explained earlier, the lightest neutral Higgs occurs in a significant number of events in this scenario, due to the cascade $\tilde{\chi}_2^0 \rightarrow h\tilde{\chi}_1^0$. Since identification of the Higgs means at least one definite b -tag, the channel $2l + h$ would mean one b -tagged jet, which when paired with another jet gives the invariant mass near the Higgs mass window and a pair of leptons. Thus the prior knowledge of the Higgs mass enables one to reconstruct a Higgs produced in association, in cases where the identification of energetic b 's is a problem.

Keeping this in mind, we study the channels $2l + h, 2l_{(SSD)} + h, 1b + l + h, 2b + h$ and $3b + h$ with exactly the same hard-lepton cuts. The signals and backgrounds for all Higgs channels are summarised in Table 5. As can be seen from the table, the necessary inclusion of the Higgs in the final state makes the signal more conspicuous, although it also reduces the number of events, especially for high gluino mass.

It should be noted that here one is identifying not just a Higgs but also at least one tops since the leptons satisfying out hardness and isolation criteria come from a top in more than 90% of the events. Point 1A, however, has too low a cross section to give a significant number of events in the Higgs channels.

Point	$1b + 2l$	$1b + 2l_{(SSD)}$	$2l_{(SSD)}$	$2b + l$	$3b$
1A	8	1	10	14	11
1B	102	9	51	67	118
1C	465	97	269	685	1419
2	85	16	68	150	232
3	64	12	57	121	143
4	72	4	50	104	138
5	59	7	62	94	156
6	79	5	61	143	271
Background	10	4	4	1514	5

Table 4: Signals and backgrounds for different channels without identification of Higgs for an integrated luminosity of 300 fb^{-1} .

Point	$2l + h$	$2l_{(SSD)} + h$	$1b + l + h$	$2b + h$	$3b + h$
1A	2	1	4	5	2
1B	22	7	34	66	24
1C	73	24	244	758	195
2	25	7	66	128	30
3	18	7	45	75	33
4	28	2	32	77	21
5	18	4	35	77	21
6	24	0	57	158	33
Background	5	3	7	3	4

Table 5: Signals and backgrounds for different channels with Higgs identification for an integrated luminosity of 300 fb^{-1} .

4 Comparison with mSUGRA

While signals have been suggested above for discovering SUSY with only the third family light, it is also instructive to ask whether such a scenario can be distinguished from the more frequently discussed case where all three families are within the reach of the LHC. We take up such a discussion in this section.

It is well known that the M_{eff} peak can provide an indication of the order of magnitude of SUSY masses. Thus the masses of the gluino and/or the third family squarks will be indicated by the signals suggested by us, when they rise sufficiently above the backgrounds. It should be noted that, in mSUGRA-based models, too, the third family sfermions are usually the lightest (though the first two are not necessarily decoupled), and thus b quarks often populate the final states. It is thus in the comparison between final states with various b-multiplicities with those with no b in the final state that the distinguishing features are expected to lie. A further complication is created by the fact that a b can be missed in about 50% cases even when it is in the range 50 – 100 GeV, and more frequently when its p_T is beyond this range.

For comparison, we generate two benchmark points using the mSUGRA option in SuSpect. The values of $\tan\beta$ and $sign(\mu)$ are chosen to be 10 and positive respectively. The trilinear soft breaking parameter A is set to zero at high scale and m_0 and $m_{\frac{1}{2}}$ are set to the same values as the third family- m_0 of the benchmark point we wish to compare with. We make this comparison for two points 1B and 1C, so we choose $(m_0, m_{\frac{1}{2}})$ to be (800, 600) and (800, 400) respectively. The low-scale masses for third-generation squarks and gluinos for the two mSUGRA points are given, along with the high-scale values of $(m_0, m_{\frac{1}{2}})$, in Table 6. We have also listed the corresponding parameters for points 1B and 1C for comparison. All the further analysis is done with a higher \cancel{E}_T cut of 600 GeV to further suppress background from standard model events. One can in principle impose such a large cut offline, when one is trying to differentiate between two scenarios in an environment completely free of standard model backgrounds, after the initial detection of signals takes place with a somewhat milder cut of 300 GeV.

We approach the problem by considering the fraction of events with various b-multiplicities (including those with no b), for both the cases with the first two families accessible and decoupled. The ratios serve to cancel systematic uncertainties. In addition, the dependence of rates of different b-multiplicities on the masses of the superparticles are factored out when we take ratios. The result of such an analysis, comparing point 1B with the corresponding mSUGRA case, is summarised in Table 7.

Point	$\tan\beta$	$m_{1/2}$	m_0 ($m_0^{(3)}$)	$m_{\tilde{g}}$	$m_{\tilde{t}_1(\tilde{t}_2)}$	$m_{\tilde{b}_1(\tilde{b}_2)}$
mSUGRA-1	10	600	800	1396	1075 (1336)	1314 (1412)
1B	10	600	800	1490	850 (1068)	1018(1137)
mSUGRA-2	10	400	800	980	810 (1039)	1015(1124)
1C	10	400	800	1044	427 (654)	561 (733)

Table 6: Third generation squark and gluino masses in GeV for two mSUGRA points and points 1B and 1C. The mSUGRA points have been chosen to have the same $m_{1/2}$ and scalar mass parameter $m_0 = m_0^{(3)}$ of the corresponding point having decoupled first two family sfermions.

First, let us look at the theoretical prediction for these fractions. We can then look at the possibility of retrieving this from experiment. This number can be obtained by knowing the cross sections for $pp \rightarrow \tilde{g}\tilde{g}, \tilde{q}\tilde{g}, \tilde{q}\tilde{q}$ and then the branching fractions of the gluinos and squarks. For example, the number of events with four b-quarks is given by $N_{4b} = \sigma(pp \rightarrow \tilde{g}\tilde{g}) \times B(\tilde{g}\tilde{g} \rightarrow t\tilde{t}\tilde{t}, b\tilde{b}\tilde{b}, b\tilde{b}\tilde{t}) \times L$ where L is the luminosity and σ is the corresponding cross section. If σ_{tot} is the cross section for production of all squarks and gluinos then the fraction of four-b events is $f_{4b} = \frac{N_{4b}}{\sigma_{tot}L}$. The row ‘PARTON’ of Table 7 gives the number of events with m partonic b-quarks. Now we know how many events to expect for each b-multiplicity if all b’s could be tagged. Given a tagging efficiency of 0.5%, we can calculate, the number of tagged b’s using binomial probability distributions (in the idealised situation where there is no p_T -dependence in b-tagging). These numbers are given in row ‘BINOM’ Conversely, given these ‘observed’ b-tagging fractions, one can get back the original fractions by solving a set of linear equations.

$$\begin{aligned}
f_{4b}^{BINOM} &= 0.0625f_{4b} \\
f_{3b}^{BINOM} &= 4 \times 0.0625f_{4b} + 0.125f_{3b} \\
f_{2b}^{BINOM} &= 6 \times 0.0625f_{4b} + 3 \times 0.125f_{3b} + 0.25f_{2b} \\
f_{1b}^{BINOM} &= 4 \times 0.0625f_{4b} + 3 \times 0.125f_{3b} + 2 \times 0.25f_{2b} + 0.5f_{1b} \\
f_{0b}^{BINOM} &= 0.0625f_{4b} + 0.125f_{3b} + 0.25f_{2b} + 0.5f_{1b} + f_{0b}
\end{aligned} \tag{1}$$

The partonic fractions shown in the rows labelled ‘PARTON’ and ‘BINOM’ have been calculated using PYTHIA without any hadronisation or basic cuts. Now we compare these

to the entries in the rows labelled 'ACTUAL' and 'NO-PT' in Table 7. These have been calculated by allowing hadronisation and applying the basic cuts. If N_{mb} ($m = 0, 1, 2, 3, 4$) is the number of events with m b-tags, then we define fractions (for the rows 'ACTUAL' and 'NO-PT') by $f_{mb} = \frac{N_{mb}}{N_{tot}}$ where N_{tot} is the total number of events satisfying the basic cuts. We would like to remind the reader that the definition of the quantities f_{mb} in the context of the rows 'PARTON' and 'BINOM' is slightly different, in the sense that no recourse to cuts is taken there.

When the actual limitations on b-tagging due to p_T of b-hadrons are placed, far more b-hadrons go untagged. The result of demanding $50 \text{ GeV} < p_T(b) < 100 \text{ GeV}$ is shown in the row 'ACTUAL'. As the b-tagging capabilities are improved to cover higher and higher p_T , the 'actual' values should give back the 'BINOM' values. To verify this, we have removed the p_T restrictions on b-tagging in our PYTHIA code. The result without this restriction on tagging of b-hadrons after hadronisation and showering is shown in the row 'NO-PT'. As can be seen, the values obtained without p_T restrictions give nearly the values expected via probabilistic calculations. For both the mSUGRA case and our sample point 1B, the values are given in Table 7. Thus, we can conclude that if all b's can be tagged irrespective of p_T , the actual fractions mimic the ones got by combinatorial arguments. We can then identify a scenario with the first two families decoupled if the fraction of events with zero b-tags is nearly zero.

Point		f_{0b}	f_{1b}	f_{2b}	f_{3b}	f_{4b}
mSUGRA1	PARTON	0.323	0.001	0.408	0.001	0.202
mSUGRA1	BINOM	0.438	0.256	0.178	0.020	0.013
mSUGRA1	ACTUAL	0.809	0.122	0.055	0.012	0.003
mSUGRA1	NO-PT	0.465	0.234	0.173	0.079	0.032
1B	PARTON	0.000	0.001	0.530	0.002	0.355
1B	BINOM	0.155	0.355	0.266	0.089	0.022
1B	ACTUAL	0.711	0.182	0.082	0.017	0.007
1B	NO-PT	0.132	0.273	0.265	0.184	0.090

Table 7: Comparison of fraction of events with different b-multiplicities for Point 1B and the point mSUGRA1 defined earlier.

For the situation with light third family, the gluino can only decay into the top or the

bottom, along with the corresponding squarks. Thus, we always have four-b final states (including secondary b's from top decay). The two-b events come from $\tilde{t}\tilde{t}$ and $\tilde{b}\tilde{b}$ production. The three-b and one-b events come from $\tilde{q}\tilde{q}$ processes with either b-component of the proton or via decay of Z and W which are produced during chargino and neutralino decays.

For a general mSUGRA scenario, however, the first two families of squarks are also accessible at the energy of 1 TeV. Therefore, a fraction of $\tilde{g}\tilde{g}$ decays occur via them. Such events then, have no b-quarks in the final states. The fraction of events with no b-tags (after division by the combinatoric factor) will then correspond to the fraction of the direct production of first-two family squarks and the decay of gluino into first-two family squarks.

The above discussion makes it clear that the use of fractions of events for various b-multiplicities is quite helpful in differentiating the scenario under investigation from the corresponding mSUGRA scenarios with all three families light. However, one has to also take into account then possibility of one benchmark point in our case being mimicked not by the ‘corresponding’ point in the canonical scenario, but by a different point. The gluino and squark masses in such cases have to be different in order that a conspiracy of production cross-sections and branching ratios can yield the absolute rates for various b-multiplicities to be the same. While the listing of all ratios of the type presented above will lead to a distinction, we also emphasize the utility of the effective mass M_{eff} -distributions in this respect. As one needs markedly different gluino/squark masses for the above kind of conspiracy to be effective, the M_{eff} profiles will be distinguishable for the two scenarios. Figures 7 and 8 reflect such difference between our point 1B and 1C and the two mSUGRA scenarios.

5 Summary and conclusions

We have investigated the signals of SUSY at the LHC, when only the third squark family is kinematically accessible. We have attempted to avoid the difficulties in identifying highly energetic tops and bottoms, by including final states having at least one lepton with $p_T > 80$ GeV. In addition, we have utilised the large ($\simeq 50\%$) b-tagging efficiency, and used various combinations of b-and leptonic final states, including those with like-sign dileptons. We have also used a large missing- E_T cut of 300 GeV, and taken particular care in calculating the missing energy, including soft contributions to the visible energy. The above event selection criteria, together with the variable effective mass, become particularly useful in eliminating backgrounds. Also, the fact that such scenarios often make it both kinematically and dynamically possible to produce the lightest neutral Higgs on-shell (in the decay $\chi_2^0 \rightarrow$

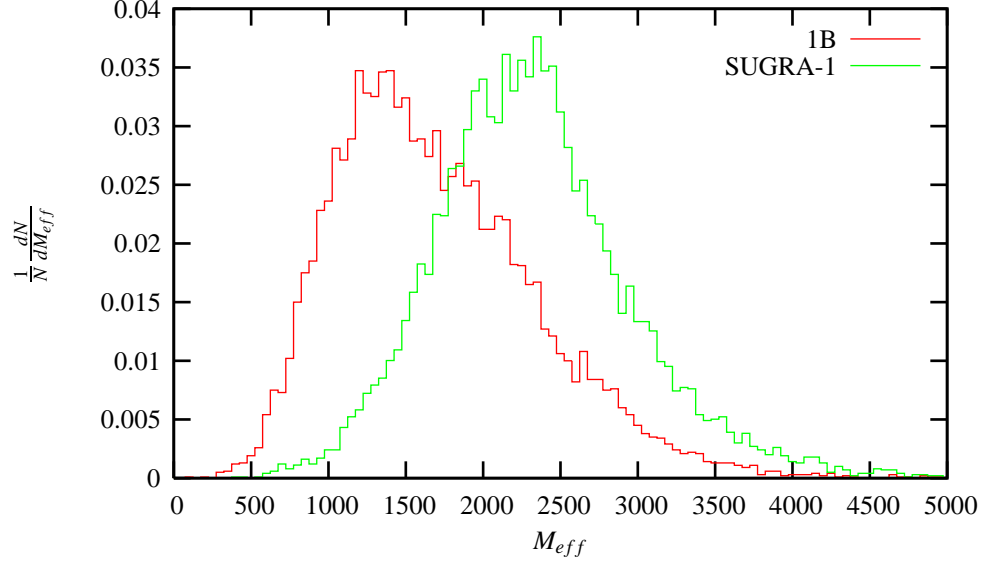


Figure 7: Comparison of M_{eff} distributions for points 1B and mSUGRA1.

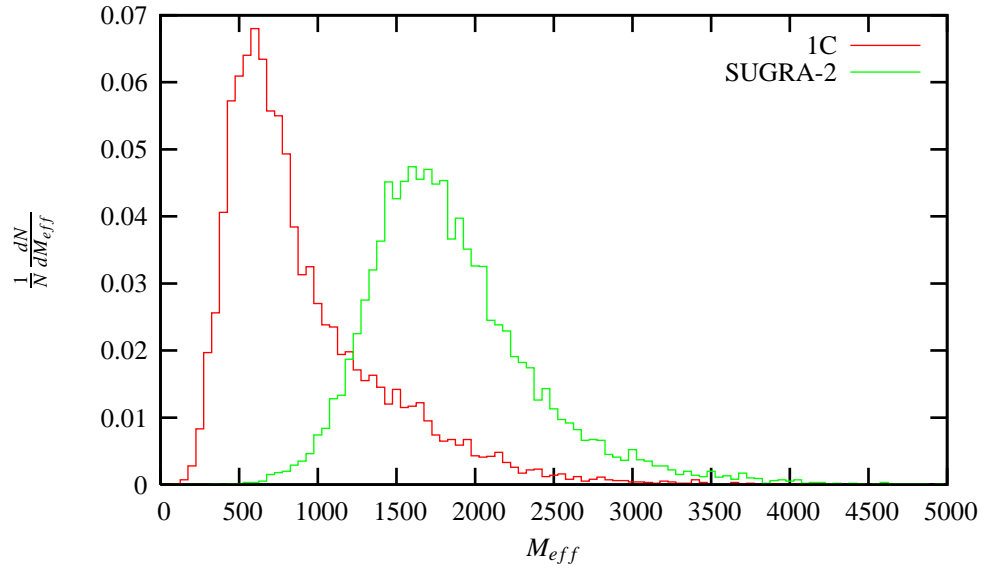


Figure 8: Comparison of M_{eff} distributions points 1C and mSUGRA2.

$\chi_1^0 h$) gives us an additional handle on the signals, where a peak at the Higgs mass from two jets, not necessarily both identified as b's, can be an accompanying requirement.

There are earlier studies in similar directions, to which we have already referred. In addition, while this paper was almost complete, we came to know about another work [31] where studies in very similar lines have been carried out. The present work may be looked upon as supplements to these in the following respects. (a) The multichannel analysis carried out by us can take the discovery reach at the LHC to close to 2 TeV in the gluino mass, and above 1 TeV in stop mass, for an integrated luminosity of 300 fb^{-1} . Our conclusions remain similar when the stop is heavier than the gluino, but within about 2 TeV. (b) The suggestion of using the associated Higgs production is of added advantage, as it emphasizes the nature of the spectrum through the viability of the decay $\chi_2^0 \rightarrow \chi_1^0 h$. (c) The potentiality of distinguishing the scenario under investigation from one with all three sfermion families accessible is emphasised through a combination of kinematic studies and ratios of event rates in various channels. Thus it is hoped that not only can one discover a SUSY scenario where only the third family is accessible, but can also set the scenario apart from the ones commonly thought about, when sufficient luminosity accumulates at the LHC.

Acknowledgement: We thank Bruce Mellado for a number of useful suggestions. In addition, we acknowledge helpful discussions with Priyotosh Bandyopadhyay, Subhaditya Bhattacharya, Sanjoy Biswas, Aseshkrishna Datta and V. Ravindran. This work was partially supported by funding available from the Department of Atomic Energy, Government of India for the Regional Centre for Accelerator-based Particle Physics, Harish-Chandra Research Institute. Computational work for this study was partially carried out at the cluster computing facility of Harish-Chandra Research Institute (<http://cluster.mri.ernet.in>).

References

- [1] H. E. Haber and G. L. Kane, Phys. Rept. **117**, 75 (1985).
- [2] S. P. Martin, arXiv:hep-ph/9709356.
- [3] H. P. Nilles, Phys. Rept. **110**, 1 (1984).
- [4] L. Girardello and M. T. Grisaru, Nucl. Phys. B **194**, 65 (1982).
- [5] E. Cremmer, P. Fayet and L. Girardello, Phys. Lett. B **122**, 41 (1983).
- [6] P. Nath, R. L. Arnowitt and A. H. Chamseddine, (World Scientific, Singapore, 1984)

- [7] See e.g. Y. Nir and N. Seiberg, Phys. Lett. B **309**, 337 (1993) [arXiv:hep-ph/9304307].
- [8] Ph. Brax and C. A. Savoy, JHEP **0007**, 048 (2000) [arXiv:hep-ph/0004133].
- [9] S. Dimopoulos, G. F. Giudice and N. Tetradis, Nucl. Phys. B **454**, 59 (1995) [arXiv:hep-ph/9504296].
- [10] A. G. Cohen, D. B. Kaplan and A. E. Nelson, Phys. Lett. B **388**, 588 (1996) [arXiv:hep-ph/9607394].
- [11] V. D. Barger, C. Kao and R. J. Zhang, Phys. Lett. B **483**, 184 (2000) [arXiv:hep-ph/9911510].
- [12] A. Pomarol and D. Tommasini, Nucl. Phys. B **466**, 3 (1996) [arXiv:hep-ph/9507462].
- [13] H. Baer, P. Mercadante and X. Tata, Phys. Lett. B **475**, 289 (2000) [arXiv:hep-ph/9912494].
- [14] H. Baer, C. Balazs, M. Brhlik, P. Mercadante, X. Tata and Y. Wang, Phys. Rev. D **64**, 015002 (2001) [arXiv:hep-ph/0102156].
- [15] P. Binetruy and E. Dudas, Phys. Lett. B **389**, 503 (1996) [arXiv:hep-th/9607172].
- [16] G. R. Dvali and A. Pomarol, Phys. Rev. Lett. **77**, 3728 (1996) [arXiv:hep-ph/9607383].
- [17] J. L. Feng, K. T. Matchev and T. Moroi, Phys. Rev. D **61**, 075005 (2000) [arXiv:hep-ph/9909334].
- [18] U. Chattopadhyay, A. Datta, A. Datta, A. Datta and D. P. Roy, Phys. Lett. B **493**, 127 (2000) [arXiv:hep-ph/0008228].
- [19] V. Barger, T. Han and D. G. E. Walker, Phys. Rev. Lett. **100**, 031801 (2008) [arXiv:hep-ph/0612016].
- [20] R. H. K. Kadala, P. G. Mercadante, J. K. Mizukoshi and X. Tata, Eur. Phys. J. C **56**, 511 (2008) [arXiv:0803.0001 [hep-ph]].
- [21] T. Han, R. Mahbubani, D. G. E. Walker and L. T. E. Wang, arXiv:0803.3820 [hep-ph].
- [22] G. Aad *et al.* [The ATLAS Collaboration], [arXiv:0901.0512].
- [23] G. L. Bayatian *et al.* [CMS Collaboration], J. Phys. G **34**, 995 (2007).

- [24] T. Han, Int. J. Mod. Phys. A **23**, 4107 (2008) [arXiv:0804.3178 [hep-ph]].
- [25] U. Baur and L. H. Orr, Phys. Rev. D **76**, 094012 (2007) [arXiv:0707.2066 [hep-ph]].
- [26] R. Frederix and F. Maltoni, JHEP **0901**, 047 (2009) [arXiv:0712.2355 [hep-ph]].
- [27] D. E. Kaplan, K. Rehermann, M. D. Schwartz and B. Tweedie, Phys. Rev. Lett. **101**, 142001 (2008) [arXiv:0806.0848 [hep-ph]].
- [28] L. G. Almeida, S. J. Lee, G. Perez, I. Sung and J. Virzi, arXiv:0810.0934 [hep-ph].
- [29] T. Sjostrand, S. Mrenna and P. Skands, JHEP **0605**, 026 (2006) [arXiv:hep-ph/0603175].
- [30] M. L. Mangano, M. Moretti, F. Piccinini, R. Pittau and A. D. Polosa, JHEP **0307**, 001 (2003) [arXiv:hep-ph/0206293].
- [31] B. S. Acharya, P. Grajek, G. L. Kane, E. Kuflik, K. Suruliz and L. T. Wang, arXiv:0901.3367 [hep-ph].