

A Simple Linear Time Split Decomposition Algorithm of Undirected Graphs

Pierre Charbit Fabien de Montgolfier Mathieu Raffinot

LIAFA, Univ. Paris Diderot - CNRS, ANR Project Graal

Abstract. We revisit the problem of designing a linear time algorithm for undirected graph split decomposition. Although that this problem has already been claimed to be solved in [E. Dahlhaus, FSTTCS, 1994] and [E. Dahlhaus, Journal of Algorithms 36(2):205-240, 2000], we present a new well founded theoretical background for split decomposition that allow us to clearly design and prove the first simple linear time split decomposition algorithm.

1 Introduction

Graph decompositions consist in representing a graph by a simpler structure (usually a tree) that is built and labeled in such a way that some properties of the graph we are interested in are embedded in the structure. Solving a problem on the graph might then be done only by manipulating its decomposition, using dynamic programming for instance, which usually leads to simpler and faster algorithms. Many graph decompositions exist and some are well known, like for instance the decomposition by clique separators [23] or the modular decomposition [24,16,18].

The split decomposition is one of those famous decomposition that has a large range of applications, from NP-hard optimization [21,19] to recognition of certain classes of graphs, such as distance hereditary graphs [9,10], circle graphs [22] and parity graphs [3,7]. A survey on applications of the split decomposition in graph theory can be found in [21].

Let $G = (V, E)$ be an undirected, finite, loopless and connected graph, with $|V| = n$ and $|E| = m$. The split decomposition has been introduced by Cunningham in [5] who also presented a first worst case $O(n^3)$ -time algorithm. This complexity has been improved to $O(nm)$ in [8] and to $O(n^2)$ in [13].

This problem has finally been claimed to be solved in linear time $O(n + m)$ by E. Dahlhaus in 1994 in an extended abstract [6] followed several years later only (in 2000) by an article in Journal of Algorithms [7]. However, while these two last manuscripts substantially differ, they are both unfortunately very difficult to read, not to say impossible, since explanations are most of the time fuzzy, notations might change from a sentence to the following, many important proofs are far too succinctly written while obvious results are sometime longly expanded. These papers seem to contain smart intuitions but their reading produces such a confusion that, up to our knowledge, no one could either confirm or unvalidate the algorithm, neither certify its linear time complexity.

This situation was the starting point of our present work. We combined some of the ideas of Dahlhaus with new ones to finally obtain a new simple well founded theoretical background for the split decomposition that allows us to clearly design and prove the first simple linear time algorithm.

The paper is organized as follows. In the next section we present our main result on the structure of splits. In Section 3 we resume known structural results about a notion of *orthogonal* that is at the core of our algorithm. In Section 4 we explain how to compute orthogonals in several cases. Eventually, in Section 5, we present our linear time algorithm for split decomposition.

In the remaining of the paper, 2^V denotes the set of all subsets of V and \mathcal{F} and \mathcal{H} always represents family of sets, that is subsets of 2^V .

The following notions of *overlap* and *orthogonal* are of main importance in this paper, so we give the definition in this preamble.

Definition 1 *Two subsets of V overlap, if their intersection is non empty but none is included in the other.*

If two subsets X and Y of V do not overlap, we say they are orthogonal which is denoted $X \perp Y$. For $\mathcal{F} \subset 2^V$, its orthogonal, denoted by \mathcal{F}^\perp , is defined by

$$\mathcal{F}^\perp = \{X \subseteq V, \forall Y \in \mathcal{F}, X \perp Y\}.$$

2 Split Decomposition

Let $G = (V, E)$ be a simple graph. For $X \subset V$, we denote by $N(X)$ its set of neighbours, that is the set of vertices $y \notin X$ such that there exists $xy \in E$ with $x \in X$.

Definition 2 *A partition of V , given by 4 subsets (V_1, V_2, V_3, V_4) is a split if G contains all edges between V_2 and V_3 and these edges constitute a cut of the graph. Throughout the paper, these letters V_i will always denote these sets in a split. The structure of a split is shown in Figure 1.*

Let r be a given vertex of G . For each split (V_1, V_2, V_3, V_4) , r lies either in $V_1 \cup V_2$ or in $V_3 \cup V_4$. Without loss of generality, we consider that for all splits we have $r \in (V_1 \cup V_2)$. The root vertex r then allows us to “orient” every split. The set V_3 is called the *split block* of the split (V_1, V_2, V_3, V_4) . Notice that two different splits may share the same split block. A split block is *strong* if it overlaps no other split block.

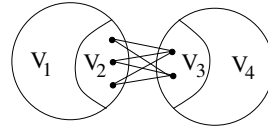


Fig. 1. Structure of a split.

It can be shown that giving the structure of split blocks is equivalent to give the canonical split decomposition proposed by Cunningham [5]. We therefore focus on split blocks. In this paper we describe their tree structure, and an algorithm to compute it.

The first step of our algorithm is a breadth first search starting from a vertex r arbitrarily chosen. We denote by $G[h]$ the h -layer of this tree, *i.e.* the subgraph induced by the vertices at distance h from r in G . We also define $G[\leq h] = \cup_{i \leq h} G[i]$ and similarly $G[< h]$, $G[> h]$, in the obvious way. In the remainder of the paper all split blocks should be considered relatively to r .

Lemma 1. *A split block is necessarily contained in some $G[h]$, for $h \geq 1$.*

Proof By definition of splits, it is straightforward to observe that all elements in a split block are at the same distance from the vertex r . ■

In consequence we look for the family S_h of split blocks that are included in $G[h]$. Let C_1, \dots, C_k be the connected components of $G[> h]$. A split with its connected components is shown in Figure 2.

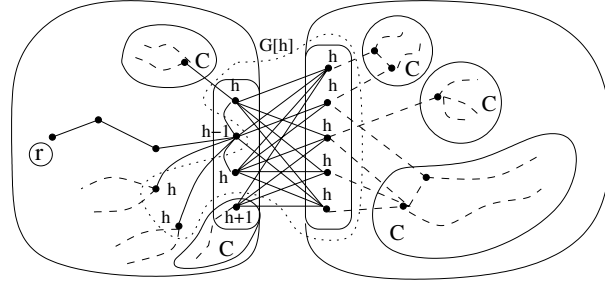


Fig. 2. A split with a breadth first search starting in r . Vertices at distance h compose $G[h]$. A connected component of $G[> h]$ is marked C .

Definition 3 *A subset M of vertices is a module of G , if every vertex of $V \setminus M$ is either connected to no vertex of M , or to all vertices of M . A module is strong if it overlaps no other module.*

Let H be the vertices of $G[h]$. We define two families of subsets of H :

$$\mathcal{M} = \{ \text{modules of } G[\leq h] \text{ that are subsets of } H \}, \text{ and } \mathcal{V} = \bigcup_{i=1}^k \mathcal{V}_i,$$

$$\text{with } \mathcal{V}_i = \{N(C_i) \cap H\} \cup \{N(x) \cap H, x \in C_i\} \cup \{(N(C_i) \setminus N(x)) \cap H, x \in C_i\}$$

The following theorem describes the structure of split blocks.

Theorem 1 $S_h = \mathcal{M} \cap \mathcal{V}^\perp$

Proof Since V_4 is included in $G[> h]$, any element of S_h has to be in \mathcal{M} .

Let S be an element of S_h . Let C be a connected component of $G[> h]$. Then either C is included in V_4 in which case $N(C)$ and all $N(x) \cap H$ for x in C are subsets of S , or C is included in $V_1 \cup V_2$. In the latter case, vertices in V_1 have no neighbour in S and vertices in V_2 see all elements of S . This clearly implies that $S \in \mathcal{V}^\perp$.

Conversely, assume $S \in \mathcal{M} \cap \mathcal{V}^\perp$. Let V_4 be the union of all components C_i of $G[> h]$ such that $(N(C_i) \cap H) \subset S$. Let C a component which is not in this case. Then either C has no neighbour in S , in which case we can include it in V_1 , either $S \subsetneq N(C) \cap H$. In this latter case, saying that for $x \in C$, S does not overlap $N(x) \cap H$ nor its complement in $N(C)$ exactly means that for all $x \in C$ either x has no neighbour in S , either x is a neighbour of all S . The first category goes in V_1 , the second in V_2 and this partition is a split with $V_3 = S$ ■

3 Structure of Orthogonals

In this section we synthetise useful properties of *orthogonals* that already appeared in the litterature [14,12].

Lemma 1 $(\mathcal{F} \cup \mathcal{H})^\perp = \mathcal{F}^\perp \cap \mathcal{H}^\perp$

Definition 4 A set family $\mathcal{F} \subset 2^V$ is *partitive* if it fullfills the two following conditions : (1) V and all singleton subsets belong to \mathcal{F} ; and (2) for all $X, Y \in \mathcal{F}$ such that X overlaps Y , $X \cup Y$, $X \cap Y$, and $(X \setminus Y) \cup (Y \setminus X)$ are also in \mathcal{F} .

Proposition 1. \mathcal{F}^\perp is a partitive family.

Proposition 2. [2,17,12] Any partitive family can be represented by a rooted tree whose node are labeled Prime or Complete and whose leaves are all singletons of \mathcal{F} . The whole set V corresponds to the root of the tree and each strong element of \mathcal{F} to a node. Then, a set $X \in \mathcal{F}$ if and only if it is the union of the leaf descendants of a prime node or the union of the leaf descendants of a subset of children of a complete node. This tree is denoted $PT(\mathcal{F})$.

Proposition 3. If \mathcal{F} is partitive, then a tree representation of \mathcal{F}^\perp is obtained by switching Prime and Complete nodes in $PT(\mathcal{F})$.

Corollary 1 If \mathcal{F} is partitive, then $\mathcal{F}^{\perp\perp} = \mathcal{F}$.

4 Computing Orthogonals

For any family \mathcal{F} , we denote $\|\mathcal{F}\| = |\mathcal{F}| + \sum_{X \in \mathcal{F}} |X|$ and we define the *support* of \mathcal{F} as the subset of V given by the union of its members. It is written $Supp(\mathcal{F})$.

Definition 5 Let \mathcal{F} be a family of subsets of V . The *overlap components* of \mathcal{F} are the connected components of the graph which vertices are elements of \mathcal{F} and which edges link two overlapping elements.

As we will see in Subsection 4.2, computing the tree representing the orthogonal of a family \mathcal{F} can be done in $O(\|\mathcal{F}\|)$. In the following subsection, we first prove that it is true in a special, more simpler case, that is used as a subroutine in the general case. In the last subsection, we prove two tools, that allow us, given some families \mathcal{H} , to produce smaller families with the same orthogonal.

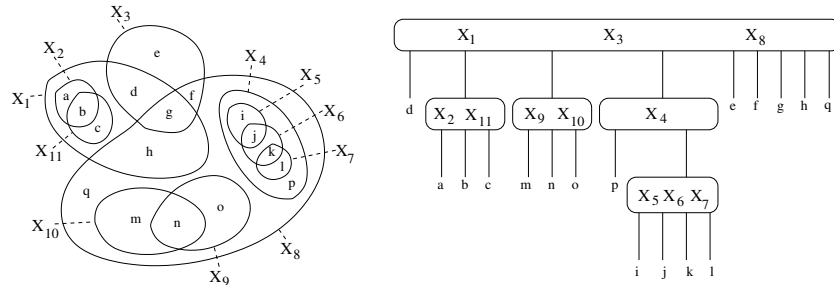


Fig. 3. An overlap components example : a family and its overlap tree.

4.1 Overlap Connected Case

The special case is the one of a family that is overlap connected, *i.e.* constitutes a unique overlap component. This is achieved using the following Proposition 5. It states that in that case, computing orthogonal is like computing partition refinement.

Definition 6 *Let \mathcal{F} a family of subsets of V and $V' = \text{Supp}(\mathcal{F})$. The refined partition associated with \mathcal{F} is the partition of V' in equivalence classes for the following equivalence relation : two elements of V' are equivalent if they belong to the same elements of \mathcal{F} .*

Proposition 4. *Computing the refined partition can be done in $O(\|\mathcal{F}\|)$ time.*

Proof The refinement can be done by the very simple following process: let P be a set of sets on V' , empty at the beginning. We consider successively each set X in \mathcal{F} as pivot. Let $C \in P$ such that $C = C' \cup C''$, with $C' \not\subseteq X$, $C'' \subseteq X$, $C' \neq \emptyset$, and $C'' \neq \emptyset$. We only replace C by the two sets C' and C'' in P . Let \bar{X} be the set of vertices that do not appear in any set of P . If $\bar{X} \neq \emptyset$, we add \bar{X} to P . At the end of this process, P is the partition of V' we are looking for. This refinement procedure can be implemented in $O(\|\mathcal{F}\|)$ using a structure based on an augmented array [1] or based on an add-hoc double linked list [11]. ■

Proposition 5. *Let \mathcal{F} be an overlap-connected family of subsets of V . Let (P_1, P_2, \dots, P_p) be the refined partition associated with \mathcal{F} . Then X is in \mathcal{F}^\perp if and only : either it contains $\text{Supp}(\mathcal{F})$, or if it is a subset of one of the P_i .*

Proof Let X be a subset in \mathcal{F}^\perp . Let $\mathcal{A} = \{Y \in \mathcal{F}, Y \subset X\}$. Since \mathcal{F} is overlap connected, either $\mathcal{A} = \mathcal{F}$, in which case X contains $\text{Supp}(\mathcal{F})$, or \mathcal{A} is empty (otherwise X would overlap some element in \mathcal{F}) which exactly means that X is a subset of one of the parts of the refined partition. ■

4.2 General Case

In this subsection, we describe an $O(\|\mathcal{F}\|)$ algorithm to compute the partitive tree associated with the orthogonal of a given family. In this purpose, we start looking at overlap components and in order to be complete we first synthetize known facts about this notion.

Note that by definition, two distinct supports of overlap components cannot overlap (otherwise they would not be two different components). Therefore, apart from the fact that it may not contain the whole set and singletons, the family of supports is a partitive family. Therefore it is represented by a "partitive forest" with only *Prime* nodes, and with inclusion-wise minimal elements as leaves instead of the singletons. It is composed by a single tree if \mathcal{F} contains V which is the general case when manipulating partitive families. Unless explicitly stated, we consider below that we manipulate a single tree of overlap components named $TO(\mathcal{F})$, in which each overlap component corresponds to a

node. Although that the overlap graph of \mathcal{F} can be of quadratic size, overlap components can be computed in $O(\|\mathcal{F}\|)$ time by an algorithm originally presented in the article at the origin of our work [7], that we already revisited, simplified, extended and implemented in [1,20]. Here is a straightforward but useful lemma

Lemma 2. *The support of an overlap component overlaps no element of the family. If a set overlaps the support of an overlap component, then it overlaps one of its members. In other words, if we denote by $\mathcal{O}v$ the family of all supports of overlap components of \mathcal{F} , then the following inclusions hold.*

$$\mathcal{O}v \subset \mathcal{F}^\perp \subset \mathcal{O}v^\perp$$

Since $\mathcal{O}v$ is represented by a partitive forest with only prime nodes, its orthogonal is the partitive tree (this time V and the singletons are added) with only complete nodes for each support.

Therefore we can give a necessary condition : *an element orthogonal to \mathcal{F} is either the support of some overlap component, either the union of overlap components that are children of the same parent in $TO(\mathcal{F})$.*

Now for each overlap component, we have to identify which of these unions are valid. Let \mathcal{O} be an overlap component corresponding to an internal node of $TO(\mathcal{F})$. Let X be a non trivial candidate to be in \mathcal{F}^\perp , that is a union of supports of some of its children nodes. The important thing is that as such a set, the only elements of \mathcal{F} it may overlap are precisely the elements of \mathcal{O} . Thus by considering children nodes as vertices, the problem is reduced to the special case of the previous subsection, that is the one of an overlap connected family. This says us that the good candidates are exactly the unions that are included in the same elements of \mathcal{O} .

We are now able to define the tree representing \mathcal{F}^\perp . Let $\mathcal{O} = \{X_1, \dots, X_k\}$, $X_i \in \mathcal{F}$ be an overlap component of \mathcal{F} . Let us call an *atom* of \mathcal{O} an element of the partition obtained by partition refinement of the X_i inside $\text{Supp}(\mathcal{O})$. We define the atomic tree $\text{AtomicTree}(\mathcal{F})$ as the tree $TO(\mathcal{F})$ in which we add for each internal node q corresponding to an \mathcal{O} a new layer composed of all atoms of \mathcal{O} . Each atom of this layer receives as children the children of the node q in $TO(\mathcal{F})$ of which it contains the support. Each atom is labeled *Complete* while each node corresponding to an overlap component is labeled *Prime*.

We have just proven the following theorem.

Theorem 2 *Let V be a finite set, and $\mathcal{F} \subset 2^V$. Then \mathcal{F}^\perp is the partitive family represented by $\text{AtomicTree}(\mathcal{F})$.*

The $\text{AtomicTree}(\mathcal{F})$ can be computed in five steps:

1. compute $TO(\mathcal{F})$ using the algorithm explained above
2. refine each overlap component \mathcal{O} in a series P of atoms using the partition refinement algorithm used in Proposition 4.

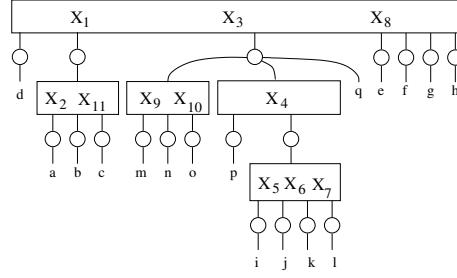


Fig. 4. Atomic tree of the family shown in Figure 3. Rectangular nodes are *Prime* while circular nodes are *Complete*.

3. create a new *Complete* node for each atom, plug these new nodes as new children of the node q representing \mathcal{O} in $\text{AtomicTree}(\mathcal{F})$, and then assign each node q_i child of q in $TO(\mathcal{F})$ as a child of the atom of \mathcal{O} containing it. To identify this atom, since the support of q_i is included in a single atom, it suffices to pick a leaf in the subtree q_i and check in which atom it belongs to.
4. mark *Prime* each remaining unmarked node.
5. remove each node with a single child by merging it with its parent.

Since both overlap and refinement are linear it is no surprise to get the same for the orthogonal and we have:

Theorem 3 *AtomicTree(\mathcal{F}) can be calculated in $O(\|\mathcal{F}\|)$ time.*

4.3 Reducing the family

We finish this section by giving tools about orthogonals that will be of use in the final proof of next section.

Lemma 2 *Let $V = \{x_1, x_2, \dots, x_p\}$ be a finite set. Let $\mathcal{A} = \{\{x_i, x_{i+1}\}, i = 1 \dots p, \text{ and } x_{p+1} = x_1\}$. Then $\mathcal{A}^\perp = (2^V)^\perp = \{\{x_i\}, i = 1 \dots p\}$*

As a consequence, consider a prime node of a partitive tree with children A_1, \dots, A_p . As we know it is the orthogonal of its associated *Complete* node, i.e. the family of all possible unions of sets A_i . What the lemma says is that it is also the orthogonal of the family with p elements of this type : $A_i \cup A_{i+1}$, and this family is much smaller than all possible unions, since it has norm twice the one of the A_i . Schematically, this can be represented as the "equality" shown in Figure 5.

Theorem 4 *Let \mathcal{F} be a family of subsets of V . Given the partitive tree $PT(\mathcal{F}^\perp)$ representing \mathcal{F}^\perp , it is possible to construct a family \mathcal{H} , such that $\mathcal{F}^\perp = \mathcal{H}^\perp$, and such that the size of \mathcal{H} and time needed to do this calculation are proportional to the size of this tree, that is $\|\mathcal{F}^{\perp\perp} \cap \mathcal{F}^\perp\|$.*

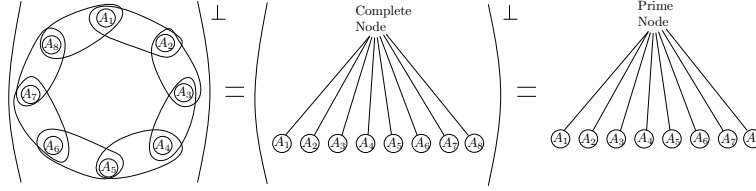


Fig. 5. A circulant family and its orthogonal.

Proof The family \mathcal{H} is simply the family containing the sets represented by the nodes of the tree (i.e. elements of $\mathcal{F} \cap \mathcal{F}^\perp$) plus, for each prime node of this tree, the circulant family described in Figure 5. ■

We use this result to prove another proposition used in the next section.

Proposition 6. *Let \mathcal{F} be a family of subsets of V , and $S = \text{Supp}(\mathcal{F})$. Let us define a new family \mathcal{H} by*

$$\mathcal{H} = \mathcal{F} \cup \{S \setminus F, F \in \mathcal{F}\} \cup \{S\}.$$

Then in $O(\|\mathcal{F}\|)$, it is possible to compute a family \mathcal{H}' such that $\mathcal{H}'^\perp = \mathcal{H}^\perp$ and which size is in $O(\|\mathcal{F}\|)$

Proof The orthogonal of \mathcal{H} clearly contains all subsets containing S . Moreover a subset X of S does not overlap neither F nor $S \setminus F$ if and only if X is contained in F or disjoint from F . Therefore it means that \mathcal{H}^\perp is obtained by partition refinement of \mathcal{F} as in the overlap connected case of 4.1 (note that we get rid of the complements, since refining by a set or its complement leads to the same partition). Using Theorem 4, we can reduce the family \mathcal{H} to the family \mathcal{H}' which contains only the circulant unions $P_i \cup P_{i+1}$. Its size is $O(\|\mathcal{F}\|)$ and its orthogonal is equal to \mathcal{H}^\perp (note that adding the singletons outside of the support is unnecessary to get the good orthogonal). ■

5 A Linear Time Algorithm for Split Decomposition

The first step of our algorithm is a $O(n+m)$ -time breadth first search algorithm from a vertex r arbitrarily chosen. Each element of V is touched since the G is connected (otherwise the notion of split decomposition itself is not really relevant). Let E_u be the set of edges in $G[u]$ and $E_{u,u+1}$ the edges between $G[u]$ and $G[u+1]$.

5.1 Processing The Layer At Distance h

Computing a tree representation of \mathcal{M} . We begin by computing a tree representation of \mathcal{M} . First let us state a classical result about modular decomposition.

Theorem 5 [24,16,4] *Modules of $G[< h]$ form a partitive family and therefore can be represented as a tree (Proposition 2) where each node represents a strong module. Computing this labeled tree is called modular decomposition and requires a time proportional to the number of edges between $G[h - 1]$ and $G[h]$ plus the edges in $G[h]$.*

We are however interested in a representation of \mathcal{M} , i.e. the modules of $G[\leq h]$ belonging to $G[h]$, which is a partitive family on $G[h]$ up to the fact that H itself might not belong to the family. In this case, to avoid manipulating a modular decomposition forest, we add it to the family, do our computation as if, and remove it at the end if it has been selected as a strong split.

We compute the tree representation of \mathcal{M} (possibly augmented with $G[h]$) by first computing the modular tree decomposition of the modules of $G[\leq h]$ and marking each leaf belonging to $G[h]$ that is added to the representation. We then perform a bottom-up selection, each node *Prime* or *Complete* of which all children are marked is marked and an exact copy of this node is added to the tree representation of \mathcal{M} . If all children of a node are not marked, if the node is *Prime* the bottom-up process stops from this node, otherwise the *Complete* node is added with the marked children only and the bottom-up process continues from this node. At the end of this process, if the representation contains several trees, that is if $G[h]$ does not belong to the family, we add a *Prime* root with all those trees as children. We also replace each *Complete* nodes with a single child by this child. An example of such a decomposition is shown in Figure 6.

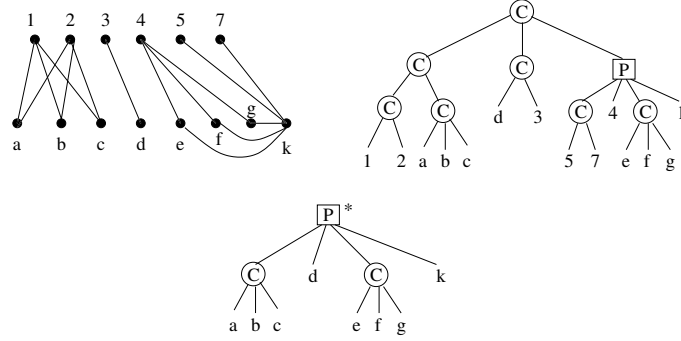


Fig. 6. Example of two layers $h - 1$ on h . Modules of $G[< h]$ are represented by the rightmost tree, while modules of $G[< h]$ belonging to layer h are represented by the lowest one.

An important property for the time complexity of our algorithm is :

Proposition 7. $\|\mathcal{M}\| = O(|E_{h-1,h}| + |E_h|)$.

Proof This fact directly derives from that the total sum of all elements of all strong modules of a graph G is $O(n + m)$. [15]. ■

Computing $S_h = \mathcal{M} \cap \mathcal{V}^\perp$. In this paragraph, we use the notations of section 2. We know from Theorem 1 that $S_h = \mathcal{M} \cap \mathcal{V}^\perp$. In order to compute this intersection efficiently, we intensively use *orthogonals*.

First,

$$S_h = \mathcal{M} \cap \mathcal{V}^\perp = (\mathcal{M}^\perp)^\perp \cap \mathcal{V}_1^\perp \cap \mathcal{V}_2^\perp \cap \dots \cap \mathcal{V}_k^\perp. \quad (1)$$

The tree representing the family \mathcal{M} can be calculated in time $O(|H| + |E_h| + |E_{h-1,h}|)$. Then tree representing \mathcal{M}^\perp can be obtained by simply swapping *Prime* and *Complete* nodes as stated in Proposition 3. Now, using Theorem 4, it is possible to construct in time $O(|H| + |E_h| + |E_{h-1,h}|)$ a family \mathcal{N} such that

$$\mathcal{N}^\perp = (\mathcal{M}^\perp)^\perp = \mathcal{M}$$

Furthermore, using Proposition 6, it is possible, in time proportional to the sum of the sizes of the sets in $\{N(C_i) \cap H\} \cup \{N(x) \cap H, x \in C_i\}$, to compute a family \mathcal{W}_i such that :

$$\mathcal{W}_i^\perp = \mathcal{V}_i^\perp.$$

Let us define \mathcal{W} to be the union of all \mathcal{W}_i . It is important to note that $\|\mathcal{N}\|$ is $O(|H| + |E_h| + |E_{h-1,h}|)$ while $\|\mathcal{W}\|$ is $O(|H| + |E_h| + |E_{h,h+1}|)$. Since

$$\begin{aligned} S_h &= (\mathcal{M}^\perp)^\perp \cap \mathcal{V}_1^\perp \cap \mathcal{V}_2^\perp \cap \dots \cap \mathcal{V}_k^\perp \\ &= \mathcal{N}^\perp \cap \mathcal{W}_1^\perp \cap \mathcal{W}_2^\perp \cap \dots \cap \mathcal{W}_k^\perp \\ &= (\mathcal{N} \cup \mathcal{W})^\perp \end{aligned} \quad (2)$$

we are able to compute a tree representation of all S_h by computing in extension $\mathcal{N} \cup \mathcal{W}$ in a total time $O(|H| + |E_h| + |E_{h-1,h}| + |E_{h,h+1}|)$. Computing the last global orthogonal can be done using Theorem 2 and Theorem 3 in the same time. We just proved the following theorem.

Theorem 6 *The partitive tree representing split blocks of $G[h]$ can be calculated in $O(|H| + |E_h| + |E_{h-1,h}| + |E_{h,h+1}|)$ time.*

5.2 Processing all layers

We process each layer successively from the deepest to $G[1]$, *i.e.* bottom-up in the breadth first tree.

The neighbourhoods of connected components and the vertices of $G[> h]$ are computed from those of $G[> (h+1)]$ using information that has already been computed to identify the strong split blocks in the layer $G[h+1]$. Figure 7 shows different cases that might appear.

Let C_i be the connected components of $G[> h+1]$. We first compute the set of connected components of $G[> h]$ by creating a new graph CG on the vertices of $G[h+1]$ the following way: we choose an arbitrary order on the vertices of $\{N(C_i) \cap G[h+1]\}$ and link them together by a chain. Then we add to CG all edges xy such that $x, y \in G[h+1]$ and $xy \in E$. The size of the graph is less or equal to the sum of (a) the edges from $G[h+1]$ to $G[h+2]$ (since two vertices in the same $\{N(C_i) \cap G[h+1]\}$ have to be connected in $G[> h+1]$)

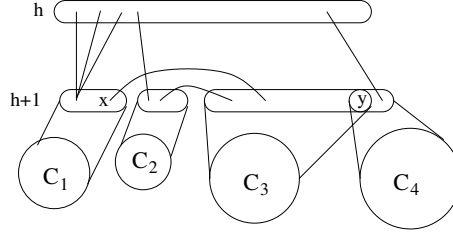


Fig. 7. Neighbourhoods of connected components from a layer at distance $h + 1$ to that of distance h . Vertex x links C_1 and C_3 because it belongs to C_1 and is connected to a vertex in C_3 , while vertex y links C_3 and C_4 because it belongs to the overlap of the neighbourhoods of these two components in $G[h + 1]$.

and (b) the edges in $G[h + 1]$. It can be created in the same time. We identify the connected components C' of CG also in the same time, number them and assign to each vertex of $G[h + 1]$ the number of its connected component. Let $\text{num}(x), x \in G[h + 1]$ be this number.

Now for each edge $xy, x \in G[h + 1], y \in G[h]$, we simply add y to $N[C'_{\text{num}(x)}] \cap G[h]$ and also to $N(x) \cap G[h]$. At the end of the process, we are able to compute each family V_j on $G[h]$ in $O(|E_{h+1,h+2}| + |E_{h+1}| + |E_{h,h+1}|)$ time.

5.3 Whole algorithm complexity

For each layer at distance h we compute a tree representation of S_h . All those trees are merged in a single tree by adding a *Prime* node with all trees as children. As each edge of the graph is at most considered 3 times, and each vertex twice the final theorem can now be stated and proved.

Theorem 7 *Let G be a simple connected undirected graph. The partitive tree representing split blocks can be calculated in $O(n + m)$ time.*

Acknowledgment We thank Vincent Limouzy for his participation to the first studies we did on the subject and for a complete proofreading of this manuscript.

References

1. P. Charbit, M. Habib, V. Limouzy, F. de Montgolfier, M. Raffinot, and M. Rao. A note on computing set overlap classes. *I.P.L.*, 108(4):186–191, 2008.
2. M. Chein, M. Habib, and M. C. Maurer. Partitive hypergraphs. *Discrete Mathematics*, 37(1):35–50, 1981.
3. S. Cicerone and G. Di Stefano. One the extension of bipartite to parity graphs. *Discrete Applied Mathematics*, 95:181–195, 1999.
4. A. Cournier and M. Habib. A new linear algorithm for modular decomposition. In *Trees in algebra and programming (CAAP)*, LNCS 787:68–84, 1994.
5. W. H. Cunningham. Decomposition of directed graphs. *SIAM Journal on Algebraic Discrete Methods*, 3(2):214–228, 1982.

6. E. Dahlhaus. Efficient parallel and linear time sequential split decomposition (extended abstract). In *Proceedings of the 14th Conference on Foundations of Software Technology and Theoretical Computer Science*, pages 171–180, 1994.
7. E. Dahlhaus. Parallel algorithms for hierarchical clustering, and applications to split decomposition and parity graph recognition. *Journal of Algorithms*, 36(2):205–240, 2000.
8. C. P. Gabor, K. J. Supowit, and W.-L. Hsu. Recognizing circle graphs in polynomial time. *J. ACM*, 36(3):435–473, 1989.
9. C. Gavaille and C. Paul. Distance labeling scheme and split decomposition. *Discrete Mathematics*, 273:115–130, 2003.
10. E. Gioan and C. Paul. Dynamic distance hereditary graphs using split decomposition. In *ISAAC'07*, pages 41–51, 2007.
11. M. Habib, C. Paul, and L. Viennot. Partition refinement techniques: an interesting algorithmic toolkit. *I.J.F.C.S.*, 10(2):147–170, 1999.
12. W.-L. Hsu and R. McConnell. PC-trees and circular-ones arrangements. *Theoretical Computer Science*, 296:99–116, 2003.
13. T. Ma and J. P. Spinrad. An $O(n^2)$ algorithm for undirected split decomposition. *Journal of Algorithms*, 16(1):145–160, 1994.
14. R. McConnell and F. de Montgolfier. Algebraic operations on pq trees and modular decomposition trees. In *W.G.'05*, pages 421–432, 2005.
15. R. McConnell and F. de Montgolfier. Linear-time modular decomposition of directed graphs. *Discrete Applied Mathematics*, 145(2):198–209, 2005.
16. R. McConnell and J. Spinrad. Linear time modular decomposition and efficient transitive orientation of comparability graphs. In *SODA'94*, pages 536–545, 1994.
17. R. H. Möhring. Algorithmic aspects of the substitution decomposition in optimization over relations, set systems and boolean functions. *Annals of Operations Research*, 6:195–225, 1985.
18. R. H. Möhring and F. J. Radermacher. Substitution decomposition for discrete structures and connections with combinatorial optimization. *Annals of Discrete Mathematics*, 19:257–356, 1984.
19. M. Rao. Coloring a graph using split decomposition. In *WG'04*, LNCS 3353:129–141, 2004.
20. M. Rao. Set overlap classes computation, source code. 2007. Freely available at <http://www.liafa.jussieu.fr/~raffinot/overlap.html>.
21. M. Rao. Solving some np-complete problems using split decomposition. *Discrete Applied Mathematics*, 156(14):2768–2780, 2008.
22. J. Spinrad. Recognition of circle graphs. *Journal of Algorithms*, 16:264–282, 1994.
23. R. E. Tarjan. Decomposition by clique separators. *Discrete Mathematics*, 55(2):221–232, 1985.
24. M. Tedder, D. G. Corneil, M. Habib, and C. Paul. Simpler linear-time modular decomposition via recursive factorizing permutations. In *Automata, Languages and Programming, 35th International Colloquium (ICALP)*, pages 634–645, 2008.