

# On Generalized Minimum Distance Decoding Thresholds for the AWGN Channel

Christian Senger, Vladimir R. Sidorenko  
Inst. of Telecommunications and Applied Information Theory  
Ulm University, Ulm, Germany  
{christian.senger | vladimir.sidorenko}@uni-ulm.de

Victor V. Zyablov  
Inst. for Information Transmission Problems  
Russian Academy of Sciences, Moscow, Russia  
zyablov@iitp.ru

**Abstract**— We consider the case of an Additive White Gaussian Noise channel and Binary Phase Shift Keying modulation. Our aim is to enable to some extent an algebraic hard decision Bounded Minimum Distance decoder for a binary block code to exploit soft information obtained from the demodulator. This idea goes back to Forney [1], [2] and is based on treating received symbols with low reliability as erasures. This erasing at the decoder is done using a threshold, each received symbol with reliability falling below the threshold is erased. Depending on the target overall complexity of the decoder this pseudo-soft decision decoding can be extended from one threshold  $T_1$  to two  $T_1 < T_2$  and, eventually, to  $z$  thresholds  $T_1 < \dots < T_z$  for erasing received symbols with low reliability. The resulting technique is widely known as Generalized Minimum Distance decoding. In this paper we provide a means for explicit determination of the optimal threshold locations for the one, two and general  $z$  thresholds case, starting off with a geometrical interpretation of the optimal threshold location problem and using an approach from [3].

## I. INTRODUCTION

The concept of concatenated codes was introduced by Forney in 1966 [1], [2]. Concatenated codes consist of an inner and an outer code, a decoder for the concatenated code includes their associated decoders. Encoding is done such that the information block to be transmitted is first encoded using the outer code and then the symbols of the resulting outer codeword are encoded using the inner code. At the receiver side first the decoder for the inner code calculates estimates for the outer codeword symbols. Then, the decoder for the outer code tries to reconstruct the transmitted codeword utilizing the estimates from the inner decoder as inputs. In his original work, Forney proposed *Generalized Minimum Distance (GMD)* decoding, which extends simple single-trial decoding of concatenated codes to multiple decoding trials. More precisely, Forney specified GMD decoding for a number  $z > (d_{\min} - 1)/2$  of decoding trials, in each trial erasing all symbols with reliability falling below a certain threshold. For smaller values of  $z$ , Weber and Abdel-Ghaffar later introduced the term *reduced* GMD decoding [4]. GMD decoding relies on an outer error/erasure decoder and works as follows. In each trial, a set of most unreliable symbols obtained from the inner decoder are erased. The resulting intermediate word is

fed into the outer error/erasure decoder, which calculates an outer codeword estimate. Potentially, each trial results in a different outer codeword estimate so some means of selecting the "best" estimate needs to be provided.

Let the number of performed decoding trials be  $z$ . We do not distinguish between reduced GMD decoding and full GMD decoding and allow  $z$  to be any natural number independent of the code parameters. In practice, the erasing of the most unreliable symbols is accomplished using a set of real thresholds  $\{T_1, \dots, T_z\}$  with  $T_1 < \dots < T_z$ . If the reliability value of a symbol falls below threshold  $T_\nu$  in the  $\nu$ -th decoding trial, then this symbol is marked as erasure.

In this paper we consider a special case of a concatenated code, i.e. the case where the inner "code" is *Binary Phase Shift Keying (BPSK)* modulation and the outer code is a binary code with an error/erasure *Bounded Minimum Distance (BMD)* decoder. Such decoders are well-known for certain code classes, e.g. for *Bose–Chaudhuri–Hocquenghem (BCH)* codes, see [5] for a Berlekamp–Massey based algorithm.

Our work is organized as follows. In Section II we give basic definitions and notations which are used in the remainder of the paper. Section III considers the most simple case of (reduced) GMD decoding, i.e. error/erasure decoding with one single threshold. Its optimal location is derived using a geometric approach. Section IV extends the results to a set of two thresholds. Finally, in Section V we consider the general case of  $z$  thresholds before we wrap up the paper with conclusions and further research perspectives in Section VI.

## II. DEFINITIONS AND NOTATIONS

Assume an *Additive White Gaussian Noise (AWGN)* channel with BPSK modulation, let the transmitted symbols be w.l.o.g.  $x \in \{-1, +1\}$ , i.e. the modulator performs for every transmitted binary value  $c \in \{0, 1\}$  the operation  $x = (-1)^c$  and the signal power is  $E_s = 1$ . Hence, the standard deviation of the channel is  $\sigma = \sqrt{N_0/2}$ . We define the probabilities that a transmitted symbol  $x$  results in a received symbol  $y$  within the real interval  $[a, b]$  as

$$p_\sigma(a, b) := \int_a^b \frac{1}{\sqrt{2\pi}\sigma} \exp\left(-\frac{(\chi - x)^2}{2\sigma^2}\right) d\chi.$$

This work has been supported by DFG (German Research Council) under grants BO 867/15, and BO 867/17. Vladimir R. Sidorenko is on leave from IITP, Russian Academy of Sciences, Moscow, Russia.

For ease of use we also define the negative logarithmic probability

$$l_\sigma(a, b) := -\log_e(p_\sigma(a, b)).$$

To obtain a dense notation we neglect the basis of the logarithm from now on and define all logarithms to be natural.

As outer code we assume a binary  $(n, k, d_{\min})$  code  $\mathcal{C}$  with code length  $n$ , dimension  $k$  and minimum distance  $d_{\min}$ . An error/erasure BMD decoder for  $\mathcal{C}$  can decode error patterns with  $\tau$  erasures and  $\epsilon$  errors as long as

$$2\epsilon + \tau < d_{\min}. \quad (1)$$

A codeword  $\mathbf{c} = (c_0, \dots, c_{n-1}) \in \mathcal{C}$  is mapped to a vector  $\mathbf{x} = (x_0, \dots, x_{n-1}) \in \{-1, +1\}^n$  by the modulation function described above. At the receiver side, the vector  $\mathbf{y} = (y_0, \dots, y_{n-1}) \in \mathbb{R}^n$  is received. For each received symbol  $y_i$  holds  $y_i = x_i + \xi$ , where  $\xi$  is the realization of a Gaussian noise process with mean  $x_i$  and standard deviation  $\sigma$ .

### III. THE SINGLE THRESHOLD CASE

We start our considerations with the case of one single threshold  $0 \leq T_\sigma \leq 1$ . This means that the following quantization-and-erasing function is applied to any received symbol  $y_i$ .

$$\phi_{T_\sigma} := \begin{cases} \mathbb{R} & \longrightarrow \{0, 1\} \cup \times \\ y_i & \longmapsto \begin{cases} 1 & ; \text{ if } y_i < -T_\sigma \\ 0 & ; \text{ if } y_i > T_\sigma \\ \times & ; \text{ if } -T_\sigma \leq y_i \leq T_\sigma \end{cases} \end{cases}$$

The obvious extension of  $\phi_{T_\sigma}$  to vectors is

$$\phi_{T_\sigma}(\mathbf{y}) := (\phi_{T_\sigma}(y_0), \dots, \phi_{T_\sigma}(y_{n-1})).$$

Note that the quantization-and-erasing function is independent of the originally transmitted symbol  $x_i$ , hence in the following we can restrict our considerations w.l.o.g. to the case  $\forall i = 0, \dots, n-1 : x_i = +1$ .

Now take any received vector  $\mathbf{y}$  with  $0 \leq \tau < d_{\min}$  erased symbols, i.e. received symbols  $y_i$  falling into the real erasure interval  $[-T_\sigma, T_\sigma]$ . The probability that the decoder of  $\mathcal{C}$  fails to decode  $\mathbf{y}$  is

$$p_\sigma(-T_\sigma, T_\sigma)^\tau p_\sigma(-\infty, -T_\sigma)^{\frac{d_{\min}-\tau}{2}},$$

because with (1) we see that for  $\tau$  erasures  $(d_{\min} - \tau)/2$  errors are sufficient to make the decoder fail. We can transform this probability into negative logarithmic form and obtain the goal function

$$g_\sigma(\tau, T_\sigma) := \tau l_\sigma(-T_\sigma, T_\sigma) + \frac{d_{\min} - \tau}{2} l_\sigma(-\infty, -T_\sigma), \quad (2)$$

which is linear in  $\tau$ . The goal function allows for the following interpretation which goes back to [3]. The degree of freedom of the decoder is to select the optimal threshold such that the goal function is maximized (which means that the probability of a decoding failure is minimized). The channel on the other hand is malicious and selects the number of erasures such that the goal function is minimized. This game decoder VS.

channel is depicted in Figure 1. The number of erasures  $\tau$  is spread on the abscissa and each straight line represents one threshold  $0 \leq T_\sigma \leq 1$ . For a given threshold selected by the decoder, the channel causes the number  $\tau$  of erasures which minimizes the goal function. For a threshold  $T'_\sigma$  resulting in a positive slope of the goal function, the channel causes no erasures at all to minimize the goal function at  $g_\sigma(0, T'_\sigma)$ . However, if a threshold  $T''_\sigma$  gives a negative slope of the goal function, the channel causes the maximum number of erasures to achieve the minimum at  $g_\sigma(d_{\min}, T''_\sigma)$ .

Thus, a reasonable choice for the decoder is to select the threshold such that the choices of the channel are constricted as much as possible, i.e. to select  $T_\sigma = T_\sigma^*$  such that

$$g_\sigma(0, T_\sigma^*) = g_\sigma(1, T_\sigma^*) = \dots = g_\sigma(d_{\min}, T_\sigma^*).$$

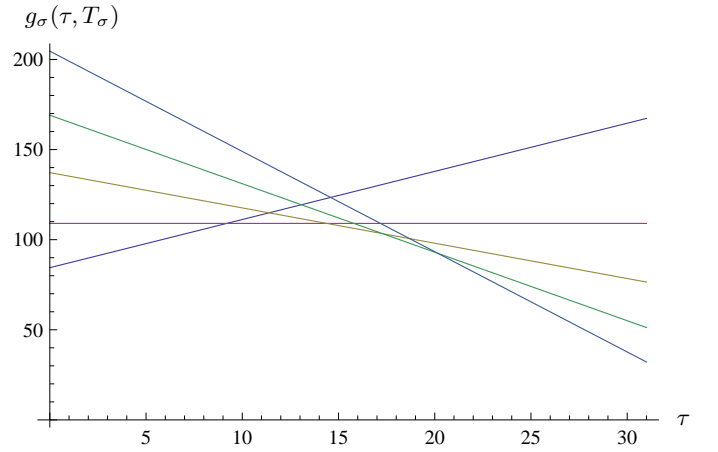


Fig. 1. Five exemplary instances of the goal function for  $\sigma = 0.4$  and  $d_{\min} = 31$ . The optimal threshold is represented by the perfectly horizontal line, which is independent of  $\tau$ .

But since the goal function is linear in  $\tau$  it is sufficient to solve

$$\begin{aligned} g_\sigma(0, T_\sigma^*) &= g_\sigma(d_{\min}, T_\sigma^*) \iff \\ \frac{d_{\min}}{2} l_\sigma(-\infty, T_\sigma^*) &= d_{\min} l_\sigma(-T_\sigma^*, T_\sigma^*) \iff \\ \frac{1}{2} l_\sigma(-\infty, -T_\sigma^*) &= l_\sigma(-T_\sigma^*, T_\sigma^*). \end{aligned} \quad (3)$$

Figure 2 shows the optimal threshold  $T_\sigma^*$  for SNR values between 0 and 14 dB, the plot was obtained by numerically solving equation (3). Each point on the curve represents the optimal threshold for the specific SNR value, i.e. the threshold for which the goal function (2) is independent of  $\tau$  and thereby a perfect horizontal line in Figure 1.

Obtaining an analytical solution for equation (3) is non-trivial since it essentially means solving

$$\begin{aligned} 2 \log \left( \text{Erf} \left( \frac{-1 + T_\sigma^*}{\sqrt{2}\sigma} \right) + \text{Erf} \left( \frac{1 + T_\sigma^*}{\sqrt{2}\sigma} \right) \right) \\ = \log \left( 2 \text{Erfc} \left( \frac{1 + T_\sigma^*}{\sqrt{2}\sigma} \right) \right), \end{aligned}$$

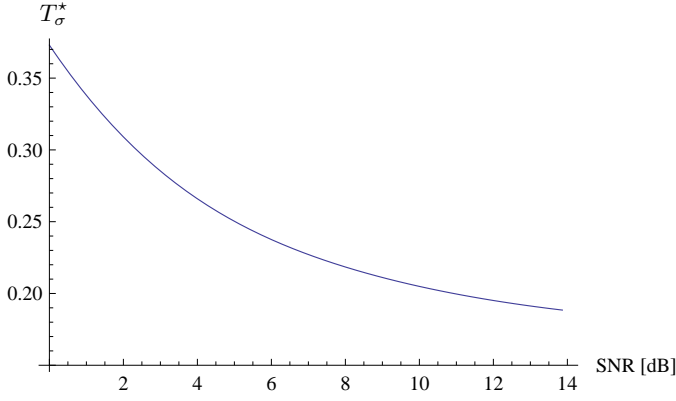


Fig. 2. Optimal threshold location  $T_\sigma^*$  for SNR values between 0 and 14 dB,  $\sigma = \sqrt{\frac{1}{2} 10^{-\frac{\text{SNR}}{10}}}$ .

where

$$\text{Erf}(\alpha) := \frac{2}{\sqrt{\pi}} \int_0^\alpha e^{-\chi^2} d\chi$$

is the error function and  $\text{Erfc}(\alpha) := 1 - \text{Erf}(\alpha)$  is its complementary counterpart. However, using the well-known approximation

$$\text{Erfc}(\alpha) \approx \frac{\sqrt{2}}{\sqrt{\pi}\alpha} e^{-\frac{\alpha^2}{2}}$$

from [1] which is good for  $\alpha > 1$  we can at least for good channel conditions (i.e. small standard deviation  $\sigma$ ) obtain the approximated solution

$$T_\sigma^* := 3 + 3\sigma^2 - \sqrt{9\sigma^4 + \left(18 - \log\left(\frac{2\pi}{\sigma^2}\right)\right)\sigma^2 + 8} \quad (4)$$

which gives the optimal threshold location for given  $\sigma$  in the sense that the failure probability of the outer error/erasure BMD decoder is minimized.

#### IV. THE TWO THRESHOLDS CASE

We advance to the two-trial case, where two thresholds are used to determine which of the received symbols are considered as unreliable and thus are erased. The situation is depicted in Figure 3: We have two thresholds  $T_{\sigma,1}$  and  $T_{\sigma,2}$  fulfilling  $0 \leq T_{\sigma,1} < T_{\sigma,2} \leq 1$  and two trials of error/erasure decoding for received vector  $\mathbf{y}$  are performed. The first one with decoder input  $\phi_{T_{\sigma,1}}(\mathbf{y})$  and the second one with input  $\phi_{T_{\sigma,2}}(\mathbf{y})$ . The result of this approach can obviously be a list of codewords. However, selecting the "best" guess from the list is not addressed here and in the multi-trial case we denote the probability that the transmitted codeword is not among the list as failure probability.

Obviously,  $p_\sigma(-T_{\sigma,2}, -T_{\sigma,1}) < p_\sigma(T_{\sigma,1}, T_{\sigma,2})$ , hence the channel does not produce any received symbols within the interval  $[-T_{\sigma,2}, -T_{\sigma,1}]$ . Since we cannot make any statement about the relation between the probabilities  $p_\sigma(-T_{\sigma,1}, T_{\sigma,1})$  and  $p_\sigma(T_{\sigma,1}, T_{\sigma,2})$  we are forced to consider two cases. All  $\tau$  erased symbols are located either in

- (1)  $[-T_{\sigma,1}, T_{\sigma,1}]$  or in

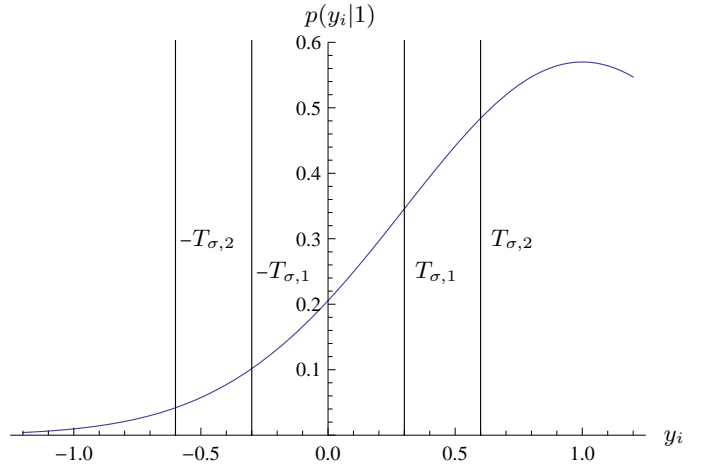


Fig. 3. Sketch of the threshold locations depicting the possible erasure intervals depending on thresholds  $0 \leq T_{\sigma,1} < T_{\sigma,2} \leq 1$ .

- (2)  $(T_{\sigma,1}, T_{\sigma,2}]$ .

A mixed case is meaningless from viewpoint of the channel since it would mean a waste of noise energy. The two cases result in two intermediary goal functions

$$g_{\sigma,1}(\tau, T_{\sigma,1}, T_{\sigma,2}) := \tau l_\sigma(-T_{\sigma,1}, T_{\sigma,1}) + \frac{d_{\min} - \tau}{2} l_\sigma(-\infty, -T_{\sigma,2})$$

and

$$g_{\sigma,2}(\tau, T_{\sigma,1}, T_{\sigma,2}) := \tau l_\sigma(T_{\sigma,1}, T_{\sigma,2}) + \frac{d_{\min} - \tau}{2} l_\sigma(-\infty, -T_{\sigma,2}).$$

In Figure 4 the worst case, i.e. the smallest negative logarithmic probability of error is plotted for all possible threshold combinations  $0 \leq T_{\sigma,1} < T_{\sigma,2} \leq 1$ , in mathematical form the goal function

$$h_\sigma(T_{\sigma,1}, T_{\sigma,2}) := \min_{\tau \in \{0, \dots, d_{\min}\}} \{ \min \{ g_{\sigma,1}(\tau, T_{\sigma,1}, T_{\sigma,2}), g_{\sigma,2}(\tau, T_{\sigma,1}, T_{\sigma,2}) \} \}.$$

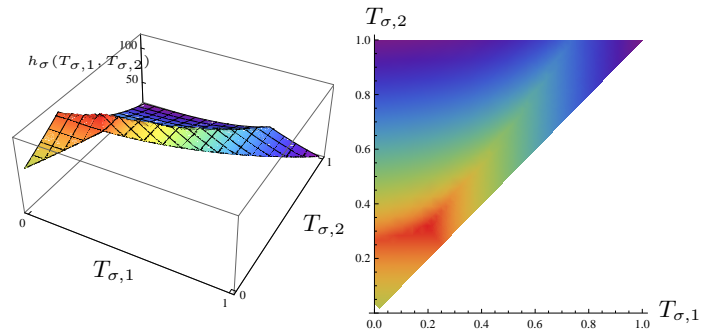


Fig. 4. Plot of the goal function  $h_\sigma(T_{\sigma,1}, T_{\sigma,2})$  for  $\sigma = 0.4$ ,  $d_{\min} = 31$  and all possible combinations of  $0 \leq T_{\sigma,1} < T_{\sigma,2} \leq 1$ . Note the peak at approximately  $(T_{\sigma,1} = 0.20, T_{\sigma,2} = 0.32)$ .

It can be clearly seen that the goal function has a single distinct peak. With the same argumentation as in Section III we should revoke all influence of the channel from the goal function and this can be again accomplished by selecting  $T_{\sigma,1}^*$  and  $T_{\sigma,2}^*$  such that

$$\begin{aligned} g_{\sigma,1}(0, T_{\sigma,1}^*, T_{\sigma,2}^*) &= \dots = g_{\sigma,1}(d_{\min}, T_{\sigma,1}^*, T_{\sigma,2}^*) \\ &= g_{\sigma,2}(0, T_{\sigma,1}^*, T_{\sigma,2}^*) = \dots = g_{\sigma,2}(d_{\min}, T_{\sigma,1}^*, T_{\sigma,2}^*). \end{aligned}$$

Due to the linearity of the intermediary goal functions in  $\tau$  this reduces to

$$\begin{aligned} g_{\sigma,1}(0, T_{\sigma,1}^*, T_{\sigma,2}^*) &= g_{\sigma,1}(d_{\min}, T_{\sigma,1}^*, T_{\sigma,2}^*) \\ &= g_{\sigma,2}(0, T_{\sigma,1}^*, T_{\sigma,2}^*) = g_{\sigma,2}(d_{\min}, T_{\sigma,1}^*, T_{\sigma,2}^*), \end{aligned}$$

and since  $g_{\sigma,1}(0, T_{\sigma,1}^*, T_{\sigma,2}^*) = g_{\sigma,2}(0, T_{\sigma,1}^*, T_{\sigma,2}^*)$  it further reduces to the system of equations

$$\begin{aligned} g_{\sigma,1}(0, T_{\sigma,1}^*, T_{\sigma,2}^*) &= g_{\sigma,1}(d_{\min}, T_{\sigma,1}^*, T_{\sigma,2}^*) \\ g_{\sigma,1}(d_{\min}, T_{\sigma,1}^*, T_{\sigma,2}^*) &= g_{\sigma,2}(d_{\min}, T_{\sigma,1}^*, T_{\sigma,2}^*). \end{aligned} \quad (5)$$

Figure 5 shows the optimal threshold locations for SNR values between 0 and 14 dB. They were computed by numerically solving the system of equations (5) for  $T_{\sigma,1}^*$  and  $T_{\sigma,2}^*$ .

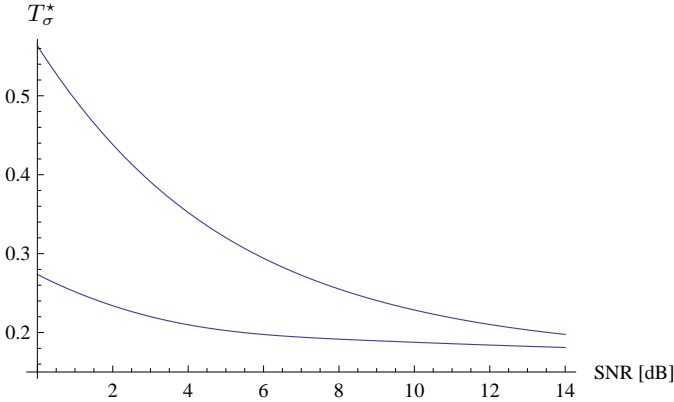


Fig. 5. Optimal threshold locations  $T_{\sigma,1}^*$  (lower curve) and  $T_{\sigma,2}^*$  (upper curve) for SNR values between 0 and 14 dB.

Using the approximations of  $\text{Erf}(\alpha)$  and  $\text{Erfc}(\alpha)$  for good channel conditions, the approximated optimal threshold locations in analytic form can be calculated as

$$T_{\sigma,1}^* := \frac{4 + \sigma^2 (\log(16) + 4 \log(\pi) - 5 - 8 \log(\sigma))}{24(\sigma^2 + 1)}$$

and

$$T_{\sigma,2}^* := \frac{2 + \sigma^2 (\log(4) + 2 \log(\pi) + 5 - 4 \log(\sigma))}{12(\sigma^2 + 1)}.$$

Replacing  $\sigma = 0.4$  gives  $T_{\sigma,1}^* = 0.20$  and  $T_{\sigma,2}^* = 0.32$ , i.e. our approximated analytical result coincides with the numerical result from Figure 4.

## V. THE GENERAL $z$ THRESHOLDS CASE

The case of  $z \in \mathbb{N}$  thresholds  $0 \leq T_{\sigma,1} < \dots < T_{\sigma,z} \leq 1$  is a simple generalization of the two thresholds case. With the same argumentation as in Section IV all  $\tau$  erased symbols are located in one of the  $z$  disjunctive intervals

- (1)  $[-T_{\sigma,1}, T_{\sigma,1}]$ ,
- (2)  $(T_{\sigma,1}, T_{\sigma,2}]$ ,
- $\vdots$
- (z)  $(T_{\sigma,z-1}, T_{\sigma,z}]$ .

Resulting from these cases we obtain the intermediary goal functions

$$\begin{aligned} g_{\sigma,1}(\tau, T_{\sigma,1}, T_{\sigma,z}) &:= \\ \tau l_{\sigma}(-T_{\sigma,1}, T_{\sigma,1}) &+ \frac{d_{\min} - \tau}{2} l_{\sigma}(-\infty, -T_{\sigma,z}), \end{aligned}$$

$$\begin{aligned} g_{\sigma,k}(\tau, T_{\sigma,k-1}, T_{\sigma,k}, T_{\sigma,z}) &:= \\ \tau l_{\sigma}(T_{\sigma,k-1}, T_{\sigma,k}) &+ \frac{d_{\min} - \tau}{2} l_{\sigma}(-\infty, -T_{\sigma,z}), \end{aligned}$$

for  $k \in \{2, \dots, z-1\}$  and

$$g_{\sigma,z}(T_{\sigma,z}) := \frac{d_{\min}}{2} l_{\sigma}(-\infty, -T_{\sigma,z}),$$

By exploiting the linearity of the first  $z-1$  intermediary goal functions in  $\tau$  we can set up the system of equations

$$\begin{aligned} g_{\sigma,1}(\tau, T_{\sigma,1}, T_{\sigma,z}) &= g_{\sigma,2}(\tau, T_{\sigma,1}, T_{\sigma,2}, T_{\sigma,z}) \\ &\vdots \\ g_{\sigma,k}(\tau, T_{\sigma,k-1}, T_{\sigma,k}, T_{\sigma,z}) &= g_{\sigma,k+1}(\tau, T_{\sigma,k}, T_{\sigma,k+1}, T_{\sigma,z}) \\ &\vdots \\ g_{\sigma,z-1}(\tau, T_{\sigma,z-1}, T_{\sigma,z}, T_{\sigma,z}) &= g_{\sigma,z}(T_{\sigma,z}) \end{aligned}$$

with  $z$  equations and the thresholds  $\{T_{\sigma,1}, \dots, T_{\sigma,z}\}$  as unknowns. This system can be further simplified by inserting the respective intermediary goal functions and cancellation of equal terms. Eventually we obtain the system

$$\begin{aligned} l_{\sigma}(-T_{\sigma,1}, T_{\sigma,1}) &= l_{\sigma}(T_{\sigma,1}, T_{\sigma,2}) \\ &\vdots \\ l_{\sigma}(T_{\sigma,k-1}, T_{\sigma,k}) &= l_{\sigma}(T_{\sigma,k}, T_{\sigma,k+1}) \\ &\vdots \\ l_{\sigma}(T_{\sigma,z-1}, T_{\sigma,z}) &= \frac{1}{2} l_{\sigma}(-\infty, -T_{\sigma,z}) \end{aligned}$$

wich can be solved numerically to obtain the optimal threshold set  $\{T_{\sigma,1}^*, \dots, T_{\sigma,z}^*\}$  or by applying the approximations for  $\text{Erfc}(\alpha)$  and  $\text{Erf}(\alpha)$ .

## VI. CONCLUSIONS AND OUTLOOK

In this paper we considered a special case of (reduced) GMD decoding, i.e. transmission over an AWGN channel, BPSK modulation and error/erasure BMD decoding of a binary code. Starting from the single-threshold case where

only one decoding trial is performed, we generalized our considerations to the two-threshold case and finally to the general  $z \in \mathbb{N}$ -threshold case. For all these cases, we derived thresholds for erasing unreliable received symbols, which are optimal in terms of the achievable decoding failure probability. To simplify usage of our results in practical applications we gave approximated analytical threshold locations for the one- and two-threshold cases. Figure 6 compares the failure probability of an errors-only hard decision BMD decoder for the binary (127, 36, 31) BCH code with an error/erasure decoder for the same code using one approximated optimal threshold corresponding to (4).

The achievable gain increases with improving channel conditions, resulting in a gain of approximately 1.3 dB at  $p = 10^{-100}$ . This is in line with results obtained in the original works by Forney [1], [2] which state that single-trial error/erasure decoding gives an asymptotic gain of about 1.4 dB over errors-only decoding. The failure probability of GMD decoding with  $z > 1$  thresholds was not considered in this work, but Forney shows that the asymptotic gain over errors-only decoding is approximately 3 dB if  $z \geq \frac{d_{\min}-1}{2}$ , i.e. in the case of *full* GMD decoding.

Our work on the subject is continued with the goal to generalize the considerations from this paper to concatenated codes where the inner code is a binary block code and the outer code is a (potentially interleaved) *Reed-Solomon* code.

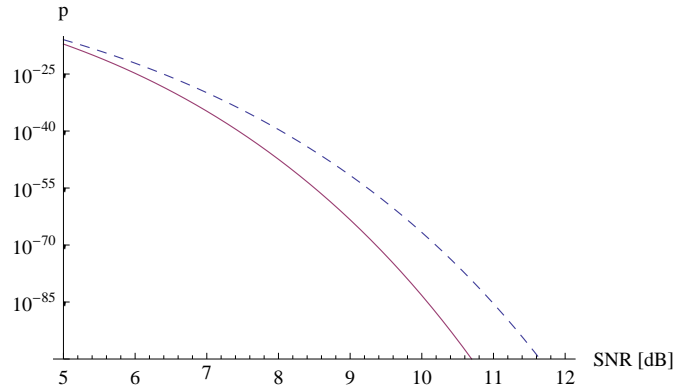


Fig. 6. Comparison for the achievable failure probability  $p$  for traditional errors-only hard decision BMD decoding (dashed curve) of the (127, 36, 31) BCH code and error/erasure decoding with one approximated optimal threshold according to (4) (solid curve).

## REFERENCES

- [1] G. D. Forney, *Concatenated Codes*. Cambridge, MA, USA: M.I.T. Press, 1966.
- [2] G. D. Forney, "Generalized minimum distance decoding," *IEEE Trans. Inform. Theory*, vol. IT-12, pp. 125–131, April 1966.
- [3] V. V. Zyablov, "Analysis of correcting properties of iterated and concatenated codes," in *Transmission of Digital Information by Channels with Memory*, pp. 76–85, Moscow: Nauka, 1970. In Russian.
- [4] J. H. Weber and K. A. S. Abdel-Ghaffar, "Reduced GMD decoding," *IEEE Trans. Inform. Theory*, vol. IT-49, pp. 1013–1027, April 2003.
- [5] R. E. Blahut, *Algebraic Codes for Data Transmission*. Cambridge: Cambridge University Press, first ed., 2003. ISBN 0-521-55374-1.