

A ‘Cellular Neuronal’ Approach to Optimization Problems (2nd revised)

Gregory S. Duane*

National Center for Atmospheric Research,

P.O. Box 3000, Boulder, CO 80307

and

School of Mathematics,

University of Minnesota,

206 Church St. S.E.,

Minneapolis, MN 55455

Abstract

The Hopfield-Tank (1985) recurrent neural network architecture for the Traveling Salesman Problem is generalized to a fully interconnected “cellular” neural network of regular oscillators. Tours are defined by synchronization patterns, allowing the simultaneous representation of all cyclic permutations of a given tour. The network converges to local optima some of which correspond to shortest-distance tours, as can be shown analytically in a stationary phase approximation. Simulated annealing is required for global optimization, but the stochastic element might be replaced by chaotic intermittency in a further generalization of the architecture to a network of chaotic oscillators.

Keywords: cellular neural networks (CNNs); synchronization; optimization; traveling salesman problem

* Corresponding Author: gregory.duane@colorado.edu 303-492-7263 fax: 303-492-3524

An artificial neural network with a symmetric connection allowed between every pair of “neuronal” units evolves to a state that satisfies an optimization principle expressed in terms of the weights defining those connections. In a Hopfield associative memory network¹, the optimization principle is satisfied when the network settles to one of many pre-stored patterns, depending on the initial state. In the Hopfield-Tank² construction, weights were chosen so that the stable fixed points of the network correspond to shortest-distance tours among a set of cities arbitrarily laid out on a map, offering a potential solution to the algorithmically difficult Travelling Salesman Problem (TSP). A stochastic element was introduced in a “simulated annealing” scheme so that the network would escape local optima, such as those corresponding to good tours that are not necessarily shortest. Here, the Hopfield-Tank scheme is generalized to a “cellular neural network” in which the units are dynamical systems that oscillate in the absence of input from other units, arguably resembling real neurons a bit more closely. The representation of the TSP turns out to be somewhat more natural in such a network, where tours are defined in terms of synchronization patterns among the oscillating units. Additionally, intermittent synchronization might naturally fill the role of the stochastic element in the original scheme. In this work we construct a network of regular oscillators that may solve the TSP about as well as the original Hopfield-Tank network, as preparation for an extension to a network of chaotic oscillators.

I. INTRODUCTION

The Hopfield-Tank neural network solution to the Travelling Salesman Problem was a milestone in neuromorphic computation. While the proposed architecture provided a rather poor TSP solution, finding only locally optimal paths for problems of touring more than a few cities, the approach supported the use of more successful “neural” solutions to simpler problems. In the associative memory problem, one simply seeks the closest local optimum; the issue of avoiding such solutions in favor of a global optimum does not arise. That a neural solution to the TSP exists at all still speaks to the power of the neuromorphic approach.

In more recent years the suggestion that the neuronal units of the old-style networks ought

to be replaced by oscillating dynamical systems has become popular³. The oscillations are analogous to spike trains in real neurons. The resulting cellular neural networks (CNNs) arguably resemble biological systems more closely than their older counterparts, in which a “neuron” exists in a fixed state and outputs a pre-defined, approximately binary function of a collection of inputs. Attempts to capture the properties of biological systems in simple models, such as the Grossberg-Mingolla model of early vision⁴, indeed depend on neuronal dynamics. Further, in the realm of practical application, CNN architectures lend themselves to implementation in analog hardware.

A CNN generalization of the Hopfield associative memory network has recently been proposed^{5,6}. Some effort was required to stabilize the desired retrieval state, as compared to the original Hopfield network. The resulting network performed almost as well as its fixed-state counterpart, a finding that was taken to imply a broad utility for the CNN paradigm.

Relationships between oscillating “cellular” neurons offer richer possibilities for representation of solutions and of intermediate computational steps. Synchronization of two or more neurons (i.e. phase-locking) was the defining relationship in the proposed CNN associative memory architecture. More generally, synchronization offers a representation of binding that may be useful for image segmentation and other combinatorial problems⁷. Such applications are in line with the suggested role of synchronization in perceptual grouping in biological systems^{8,9,10}. We show here that synchronization in a CNN provides a particularly natural representation of the TSP, yielding a solution that generalizes the older Hopfield method. In future work, we will examine the use of synchronization, as an intrinsically loose form of binding, to avoid the problem of local optima.

We first summarize the original Hopfield solution in the next section, and then describe the CNN generalization in Section 3. Results are presented in Section 4, where the essential role of stochasticity in a simulated annealing scheme is also demonstrated. The stochastic version leads to a suggestion in the concluding section that the instability that was seen as an obstacle to the design of CNN’s for associative memory may be beneficial in CNN’s designed for optimization.

II. BACKGROUND: THE HOPFIELD TSP SOLUTION

The Hopfield-Tank network is a traditional neural network, fully interconnected, with fixed weights chosen so that the globally optimal state corresponds to a shortest-distance “tour” among a collection of n cities with a pre-specified distance for each pair of cities. In this original representation, one considers an $n \times n$ matrix of binary values, where the rows correspond to cities and the columns correspond to slots, 1 through n , in the tour schedule. A tour is any pattern of 0’s and 1’s, such that there is exactly one 1 in each row (exactly one city visited at a time) and one 1 in each column (each city visited exactly once). For instance the tour depicted in Fig. 1a is ECABD. For the 5-city problem, there is a 10-fold degeneracy in optimal patterns (shortest-distance cyclic tours) due to arbitrariness in the selection of the starting city and the direction of the tour. The travelling salesman problem, in this representation or any other, is difficult because of the multiplicity of local optima.

The Hopfield and Tank network converges in a few neural time constants for small n , but the required time grows rapidly with n and sub-optimal solutions are typically found. The nonlinear response function of each unit is key to the operation of the network. Flexibility comes from embedding a discrete problem in a continuous decision space. That is, each unit i generates a nearly, but not quite binary output as a sigmoid function $V(u_i) = \frac{1}{2}(1 + \tanh(u_i/u_o))$ of a continuous valued input u_i . Consider a general, fully interconnected network of N units (here $N = n^2$), where each unit is updated according to:

$$\frac{du_i}{dt} = -u_i/\tau + \sum_{j=1}^N T_{ij}V_j + I_i \quad (1)$$

where T_{ij} is a symmetric matrix defining the connections among the units in the network, the I_i are biases, and τ is a decay time. It can be shown that an energy function

$$E = -\frac{1}{2} \sum_{i=1}^N \sum_{j=1}^N T_{ij}V_iV_j - \sum_{i=1}^N V_iI_i \quad (2)$$

is locally minimized, by computing the time derivative dE/dt and noting that the resulting form is negative semi-definite and that E is bounded below. In the limit of high gain (small u_o), for which the sigmoid function is infinitely steep, the minima only occur when each V_i is 0 or 1, i.e. at the corners of the N -dimensional hypercube $[0, 1]^N$ that is the state space of the network described in terms of the variables V_i .

The class of optimization problems that can be formulated in this manner is quite large, as illustrated by the Travelling Salesman Problem, which is *a priori* different in form. The TSP energy is

$$\begin{aligned}
E = & \frac{A}{2} \sum_X \sum_i \sum_{j \neq i} V_{Xi} V_{Xj} + \frac{B}{2} \sum_i \sum_X \sum_{Y \neq X} V_{Xi} V_{Yi} \\
& + \frac{C}{2} \left[\left(\sum_X \sum_i V_{Xi} \right) - n \right] \\
& + \frac{D}{2} \sum_X \sum_{Y \neq X} \sum_i d_{XY} V_{Xi} (V_{Y,i+1} + V_{Y,i-1})
\end{aligned} \tag{3}$$

where the summation indices X and Y range over the n cities, and the indices i and j range over the n slots in the schedule. The first term in (3) inhibits multiple 1's in each row, the second term inhibits multiple 1's in each column, the third term tends to force the total number of 1's in the matrix to be exactly n , and the last term minimizes the total distance associated with any pattern of 0's and 1's that defines a valid tour.

The network method of optimization succeeds largely because difficult decisions between similar tours can effectively be postponed until the end of a calculation. In the interim, non-tour patterns (corresponding to multiple visits to a city or visits to more than one city at a time) can be regarded as representing alternative choices simultaneously. Choices can thus be winowed incrementally toward a true optimum. Nonetheless, the network tends to converge to local optima, rather than the global optimum, especially as n becomes large.

It was found that global optimization performance could be greatly improved by a “simulated annealing” technique in which a stochastic component of gradually decreasing amplitude is added to the dynamics. In the original Hopfield annealing scheme, the variables V_i were reinterpreted as expectation values of a statistical distribution of “spin states”, and a lowering of “temperature” was effected by increasing the “gain” in the sigmoid function that determines V_i , i.e. decreasing u_o . The stochastic component can also be represented directly as a noise term in the dynamical equations.

III. A ‘CELLULAR’ GENERALIZATION OF THE HOPFIELD SOLUTION

The representation considered here is an $n \times n$ array of coupled periodic oscillators. A tour is specified by a synchronization pattern in which all oscillators in each row and each

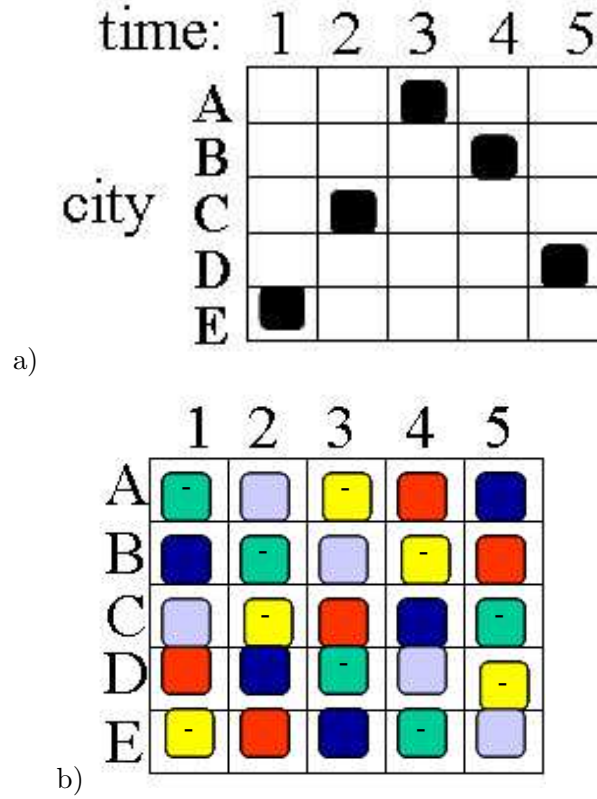


FIG. 1: In the original Hopfield representation (a), a tour (here ECABD) is specified by the collection of units that are “on”, provided there is only one “on” unit in each row and only one in each column. In the CNN representation (b) equivalent cyclic permutations of the same tour are simultaneously represented as sets of 5 units that are synchronized, with an analogous proviso. Units with the same relative phase are shown in the same color. (Dash marks distinguish ambiguous colors in the grayscale version.)

column are desynchronized, and such that for each oscillator in each column (row), there is exactly one oscillator in each other column (row) that is synchronized with it. In Fig. 1b, the same tour ECABD is depicted in the new representation, simultaneously with equivalent tours given by cyclic permutations of cities: CABDE, ABDEC, etc. There is now only a two-fold degeneracy in optimal patterns, due to arbitrariness in direction.

To solve the travelling salesman problem in the representation we have described, let each oscillator be given by a complex number z_{ij} ($i = 1, 2, \dots, n$ $j = A, B, \dots, X_n$) that contains both a phase $\arg(z_{ij})$ and an amplitude $|z_{ij}|$. Assume all oscillators have the same frequency ω and make the replacement $z_{ij} \rightarrow \exp(-i\omega t)z_{ij}$, so that only the relative phases are represented in the complex quantities z_{ij} . The Lyapunov function we seek to minimize

is:

$$\begin{aligned}
L = & A \sum_{ij} (|z_{ij}|^2 - 1)^2 + B \sum_{ij} \left| \left(\frac{z_{ij}}{|z_{ij}|} \right)^n - 1 \right|^2 \\
& - C \sum_i \sum_{jj'} \left| \frac{z_{ij}}{|z_{ij}|} - \frac{z_{ij'}}{|z_{ij'}|} \right|^2 \\
& - D \sum_j \sum_{ii'} \left| \frac{z_{ij}}{|z_{ij}|} - \frac{z_{i'j}}{|z_{i'j}|} \right|^2 \\
& + E \sum_i \sum_j \sum_{j'} d_{jj'} \operatorname{Re} \left(\frac{z_{ij}}{|z_{ij}|} \frac{z_{i+1,j'}^*}{|z_{i+1,j'}|} \right)
\end{aligned} \tag{4}$$

where asterisks denote complex conjugates, and we close the tours by defining $z_{n+1,j} \equiv z_{1j}$. The first term, with coefficient A , tends to force $|z_{ij}| = 1$. The second term, with coefficient B tends to force each z_{ij} to one of n phase states, corresponding to the n th roots of unity. The terms with coefficients C and D penalize for synchronization within each row and within each column, respectively. The last term, expressed in terms of distances $d_{jj'}$ between cities j and j' , tends to a minimum when each partial sum \sum^{sync} over synchronized oscillators at i, j and $i + 1, j'$ (i.e. for which $\arg(z_{ij}) = \arg(z_{i+1,j'})$), $\sum_{ijj'}^{sync} d_{jj'}$ is minimized, that is when the specified tour has shortest distance, since it is expected that such partial sums will dominate the total sum.

If the oscillators are governed by equations

$$\dot{z}_{ij} = -\frac{\partial L}{\partial z_{ij}^*}, \quad \dot{z}_{ij}^* = -\frac{\partial L}{\partial z_{ij}} \tag{5}$$

following Hoppensteadt¹², then the derivative of the Lyapunov function $\dot{L} = \sum_{ij} [(\partial L / \partial z_{ij}) \dot{z}_{ij} + (\partial L / \partial z_{ij}^*) \dot{z}_{ij}^*] = -2 \sum_{ij} |\dot{z}_{ij}|^2 \leq 0$, so that the cost function is monotonically decreasing and must reach at least a local minimum, since L can be easily seen to be bounded below.

For sufficiently large B , the units are each forced to one of the n allowed phase states. For the restricted configurations thus defined, it is easily seen that the sum of the terms in (4) with coefficients C and D is minimized when the n phases in any column or any row are all different. Such configurations define a set of n tours, some or all of which may be equivalent via cyclic permutation. Each such tour $j(i)$ defines a set of units with the same relative phases, giving a contribution to the distance term in (4) equal to $E \sum_i d_{j(i),j(i+1)} \operatorname{Re} \left(\frac{z_{i,j(i)}}{|z_{i,j(i)}|} \frac{z_{i+1,j(i+1)}^*}{|z_{i+1,j(i+1)}|} \right) = E \sum_i d_{j(i),j(i+1)}$ since $\arg(z_{i,j(i)}) = \arg(z_{i+1,j(i+1)})$ for

synchronized units. Each of the n such contributions is minimized when each tour length $\sum_i d_{j^{(i)},j^{(i+1)}}$ is minimized. Additional contributions from cross terms between desynchronized units can be neglected in a stationary phase approximation. Coefficients A, B, C, D, E can then be chosen so that the various optimization criteria, forcing select phase states, forcing tour configurations, and minimizing distance, can indeed be satisfied simultaneously. A formal proof is given in Appendix A.

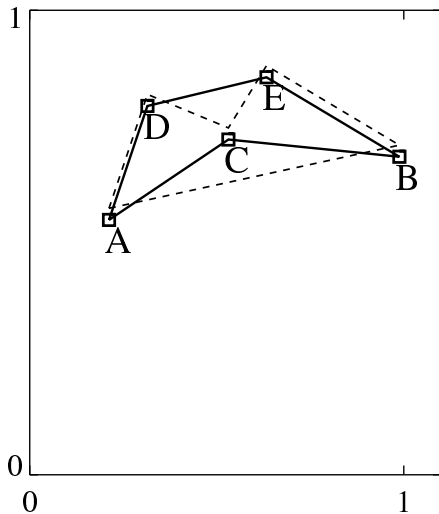


FIG. 2: Map, to scale, of the five cities defining the distances $d_{jj'}$ used for all 5-city TSP simulations, showing the shortest tour, ACBED (solid line), and the second-shortest tour, ABECD (dashed line).¹¹

IV. RESULTS

A. The n-phase CNN

The dynamical equations derived from (4) and (5) are:

$$\begin{aligned}
\frac{dz_{ij}}{dt} = & -2A(|z_{ij}|^2 - 1)z_{ij} \\
& - \frac{n}{2}B \left[\left(\frac{z_{ij}}{|z_{ij}|} \right)^n - \left(\frac{z_{ij}^*}{|z_{ij}|} \right)^n \right] * \frac{1}{z_{ij}^*} \\
& + \frac{1}{2}C \sum_{j'} \left[\frac{z_{ij}}{z_{ij}^*|z_{ij}|} \frac{z_{ij'}^*}{|z_{ij'}|} - \frac{1}{|z_{ij}|} \frac{z_{ij'}}{|z_{ij'}|} \right] \\
& + \frac{1}{2}D \sum_{i'} \left[\frac{z_{ij}}{z_{ij}^*|z_{ij}|} \frac{z_{i'j}^*}{|z_{i'j}|} - \frac{1}{|z_{ij}|} \frac{z_{i'j}}{|z_{i'j}|} \right] \\
& - \frac{1}{4}E \sum_{j'} d_{jj'} \left[\frac{1}{|z_{ij}|} \left(\frac{z_{i+1,j'}}{|z_{i+1,j'}|} + \frac{z_{i-1,j'}}{|z_{i-1,j'}|} \right) \right. \\
& \quad \left. - \frac{z_{ij}}{z_{ij}^*|z_{ij}|} \left(\frac{z_{i+1,j'}^*}{|z_{i+1,j'}|} + \frac{z_{i-1,j'}^*}{|z_{i-1,j'}|} \right) \right]
\end{aligned} \tag{6}$$

A network governed by (6) almost never reaches a global minimum, or even a state defining a tour. For the set of pre-specified distances computed from the map in Fig. 2, the network reached a phase state shown in Table I, in a typical run. However, if gaussian noise is added to the dynamics at periodic intervals:

$$z(t + \epsilon) = z(t)\xi(t) \tag{7}$$

whenever $t = k\tau$ for some integer k and where ξ is a random complex number, then the system can be made to attain the desired state, provided that the amplitude of the noise in the phase of ξ (an analog “temperature”) is decreased slowly enough. We used $\xi(k\tau) = \rho \exp(i\Theta_k)$, where the magnitude ρ is uniformly distributed between 0.7 and 1.3, and the random variable Θ_k in the phase is a unit gaussian deviate with standard deviation σ_k^\ominus , that steadily decreases over time, i.e. $\sigma_k^\ominus = \alpha\sigma_{k-1}^\ominus$, starting from a value $\sigma_0 = 4$ that effectively randomizes the initial phase perturbations. Resulting states such as the one shown in Table II are indeed tours. Typical convergence histories are shown in Fig. 3. The tour state in Table II corresponds to the shortest-distance tour among the 12 distinct tours shown in Table III, for the table of distances that was used to construct the network. This direct simulated annealing method is effective in selecting one of a small number of global optima

TABLE I: Relative phases (from $-\pi$ to π) of oscillators in the 5×5 CNN representation of the 5-city travelling salesman problem, after reaching a steady state, with coefficients $A = 0.5$, $B = 0.08$, $C = D = 4.0$, $E = 0.4$. The dynamical equations (6) were integrated using a finite difference scheme with time step $\Delta t = 0.01$. No tours are evident.

	slot in schedule				
	1	2	3	4	5
A	-2.470	-2.187	-0.144	1.284	1.286
B	2.496	-1.221	1.404	-2.484	-0.012
city C	1.240	2.643	-2.619	0.009	-1.221
D	0.004	1.088	-2.637	-1.271	2.533
E	-1.292	1.112	0.049	2.519	-2.530

(precisely $2 \times 5! = 240$, since there are $5!$ assignments of phase states to synchronized subsets, and two overall choices of direction) out of 5^{25} network states. Locally optimal states are sometimes selected for a given annealing schedule, but the procedure appears to converge to a perfect one as the annealing rate is lowered. That is, as shown in Table III, the network appears more likely to converge to the shortest-distance tour as the analog “temperature” is lowered more slowly.

The highly irregular convergence that is seen is to be expected as the system randomly jumps among basins of attraction corresponding to different local optima as the temperature is lowered. Only some of these optima correspond to tours. The more slowly the temperature is lowered, the greater the chance that the system will reach a “deep” global optimum, corresponding to a shortest-distance tour, and have insufficient energy to escape at that point in the process. The convergence pattern is typical of simulated annealing, as reported for instance by Kawabe *et al.*¹³.

Varying the different coefficients affects the network in a way similar to the variation of corresponding coefficients in the original fixed-state network. The largest effect comes from varying E , which multiplies the distance term, but increasing E tends to force the network toward non-tour states. Increasing E fourfold to $E = 1.6$ tended to favor shorter-distance tours among the runs that converged to tours, as shown in the table, but most runs converged to non-tour states. No tours were obtained in 20 runs with a tenfold increase of

TABLE II: Relative phases as in Table I, but with noise of steadily decreasing amplitude included in the oscillator dynamics (7), using a noise reduction factor $\alpha = 0.9999993$ every five time steps, i.e. at time intervals $\tau = 0.05 = 5\Delta t$. The tour found, ADEBC, is seen by focussing attention on oscillators with relative phase $-2\pi/5 \approx -1.28$ (bold). Permutations of the same tour are represented by other collections of oscillators with approximately equal relative phases, e.g. those with phase ≈ 0 , defining the equivalent tour CADEB (italics). The tour class found is indeed the shortest-distance tour class for the pre-specified table of distances ($d_{jj'}$) computed from Fig. 2.

	slot in schedule				
	1	2	3	4	5
A	-1.282	<i>0.036</i>	1.240	2.494	-2.521
B	1.233	2.485	-2.500	-1.320	<i>-0.016</i>
city C	<i>0.034</i>	1.280	2.524	-2.537	-1.259
D	-2.498	-1.293	<i>-0.013</i>	1.195	2.502
E	2.493	-2.423	-1.190	<i>0.046</i>	1.285

the coefficient to $E = 4.0$.

The statistical significance of the selection of tour states over non-tour states is obvious. The observed tendency of the network to select shortest-distance tours is weaker, but still statistically significant. Formally, the inverse correlation of the number of occurrences of each tour class with tour length is significant at the 95% level for all three cases shown, and at the 99% level for the case of slow annealing. The tendency of the network to specifically select the shortest tour ACBED, among the twelve tour classes, is significant at the 97% level for slow annealing, and at the 99.9% level for fast annealing with $E = 1.6$. Additional details of the significance calculations are provided in Appendix B. The observed trends for slower annealing and for increased E add to the significance.

For a larger number of cities n , preliminary experiments indicate that the architecture continues to select tour states over non-tour states and prefers shortest-distance tours. The convergence time increases, but is strongly dependent on the configuration of cities and the associated “energy” landscape. Typical results for an $n = 7$ problem are shown in Fig. 4. Parameters are the same as in the $n = 5$ example, except that the coefficients on the terms that force de-synchronization within the separate rows and columns had to be increased

fourfold and the annealing schedule further slowed. In two out of three runs, the network converged to a tour state, in about twice the number of iterations required for $n = 5$. For $n = 10$, with the simple configuration shown in Fig. 5b, and with no changes in parameters as compared to $n = 5$, the network converged to a globally optimal tour state even more quickly than in the $n = 5$ example (Fig. 5a). For other 10-city configurations, the network did not converge to any tour or non-tour state, even with vanishing noise level, with the same fixed-step numerical scheme used in the other examples. This is to be attributed to the complexity of the landscape and the large number of closely spaced local optima. An analog implementation, the ultimate target of the initial digital investigation, would obviate the numerical issues.

Distance minimization is achieved in all cases because of the validity of the stationary phase approximation, according to which the minimum of the term in the Lyapunov function with coefficient E is also the minimum of the partial sum without cross-terms. Convergence histories of the total sum in this term for the 5-city example are plotted with the histories of the corresponding partial sums in Fig. 3. For the case shown in Fig. 3b, where a non-optimal tour is selected, the total sum is also seen to be slightly higher than the minimal value attained in the other two panels. The partial and total sums are widely separated,

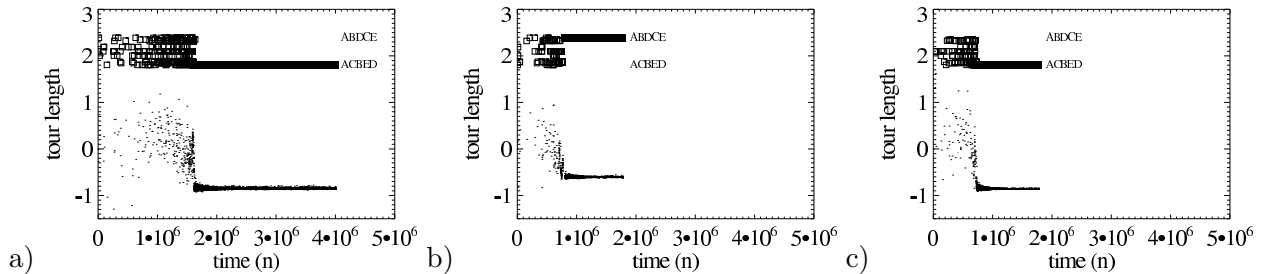


FIG. 3: Network histories for three runs of the cellular neural network with parameters and annealing schedules as in Table II. Runs shown are for slow annealing (a) and fast annealing (b,c), with randomly chosen initial conditions. Only states (squares) corresponding to tours are plotted, with tour lengths as indicated. For each such state, a tour length is also estimated (dots) as one-fifth the value of the distance-minimizing part of the Lyapunov function (4), i.e. $(1/5) \sum_i \sum_j \sum_{j'} d_{jj'} \text{Re} \left(\frac{z_{ij}}{|z_{ij}|} \frac{z_{i+1,j'}^*}{|z_{i+1,j'}|} \right)$, that gives an average over the choice of initial city, and would be equal to the actual tour length, if cross-terms for which $\arg(z_{i,j}) \neq \arg(z_{i+1,j'})$ could be neglected in the sum over j and j' .

indicating that the cross-terms do not cancel, but sum to effectively random values that have no average effect on the minimization of the partial sums over synchronized units.

B. The CNN with unrestricted phases

The second term in (4), restricting the phase of each oscillator to one of n values, can be dropped, but the temperature must be lowered even more slowly to attain a globally optimal pattern. Adding noise at every time step, at a level that is reduced by the factor $\alpha = 1 - 1/10^7$ after each time step, we obtained results for a single long run that are displayed in Table IV. The shortest-distance tour was indeed selected, but the global optimality of such states for the general problem remains to be proved.

V. CONCLUSIONS AND PROPOSED EXTENSIONS

Synchronous firing of neurons, sometimes widely separated in the brain, is a ubiquitous phenomenon that has been advanced as an explanation for perceptual grouping^{10,14,15}, motor control^{16,17}, and consciousness^{18,19,20}. Information in the brain may generally be coded in synchronization patterns. The dynamical evolution of such patterns would then define

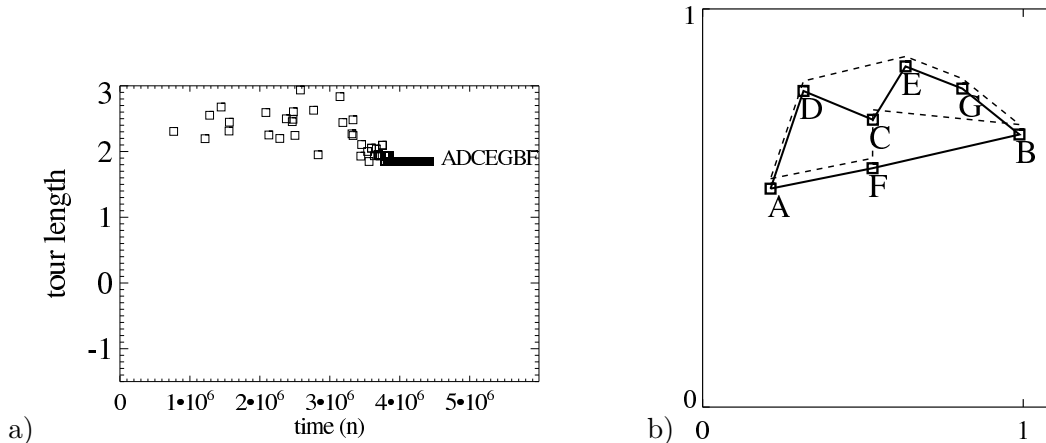


FIG. 4: Network history (a) for a run of the cellular neural network for 7 cities plotted as in Fig. 3. Network parameters are as in the 5-city case, but with $C = D = 16.0$ and annealing schedule given by $\alpha = 0.99999995$, $\tau = 0.02 = 2\Delta t$. In two out of three runs with the city map (b), the network converged to tour states: the optimal tour ADCEGBF (solid) and a suboptimal tour AFCBGED (dashed).

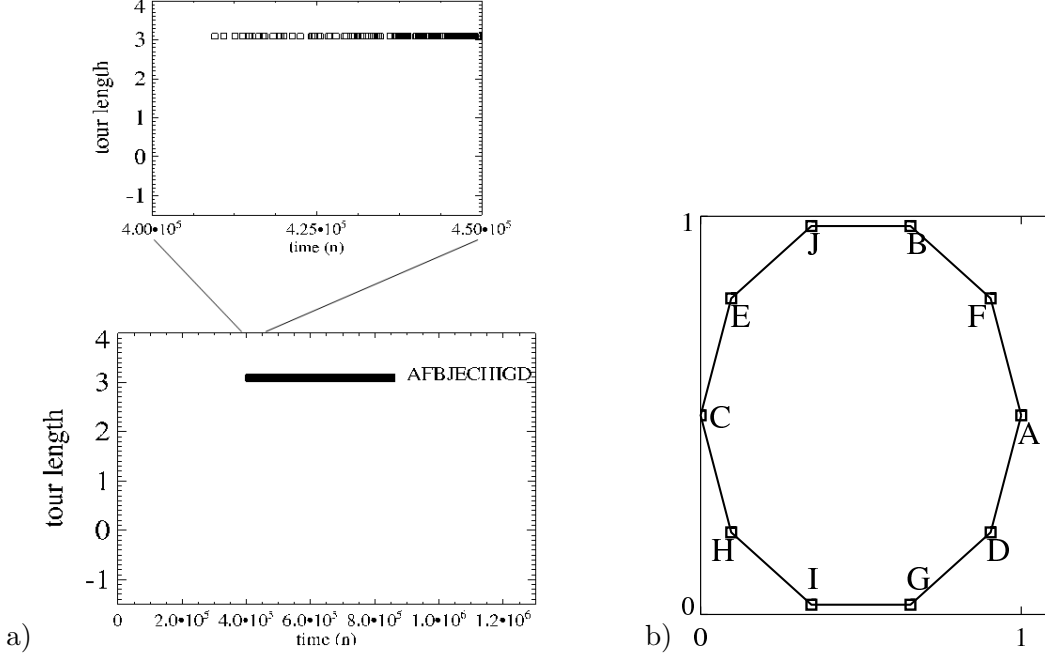


FIG. 5: Network history (a) for a run of the cellular neural network for 10 cities plotted as in Fig. 3. Network parameters are as in the 5-city case, with a “slow annealing” schedule ($\alpha = 0.9999998$, $\tau = 0.02 = 2\Delta t$). With cities placed on a circle, with uniform spacing, in arbitrary order (b), the network converged to the optimal tour.

mental processing. One may inquire as to the utility of synchronization patterns for representation of objective states.

The main result of this paper is that the evolution of synchronization patterns can be organized so as to satisfy a complex optimization principle. Indeed, the 5-city architecture is effective in selecting $2 \times 5! = 240$ shortest-distance tours out of 5^{25} possible states. The original Hopfield architecture, by contrast, would select $2 \times 5 = 10$ binary-valued tour states out of 2^{25} possibilities. The task of the synchronization network is more difficult by a factor of $\frac{10}{240} \left(\frac{5}{2}\right)^{25} = 3.7 \times 10^8$, a factor which grows exponentially with the number of cities. The landscape searched by the synchronization network is correspondingly rougher, requiring shorter time steps in a digital implementation. A large research effort with the original Hopfield architecture resulted in effective performance only for relatively small n , up to about 100. Preliminary indications are that the synchronization network will be competitive for simple configurations of cities and may reach at least the original Hopfield-Tank² level ($n = 30$) for arbitrary configurations, with improved numerics or in an analogue

TABLE III: Tour lengths for the twelve tour classes in the 5-city problem, with the number of times each class occurs as the final state in 20 runs of the CNN architecture using a fast annealing schedule ($\alpha = 0.999999$, $\tau = 0.05 = 5\Delta t$), in 20 runs with the same fast annealing schedule but with the weight E of the distance-minimizing term increased fourfold, and in 20 runs with a slow annealing schedule ($\alpha = 0.999998$, $\tau = 0.02 = 2\Delta t$). Other parameters are as in Table I. Synchronization, as used to define tour patterns, is deemed to occur when the relative phases of two or more units differ by less than 0.6.

final state tour class	tour length	number of occurrences		
		fast annealing		slow annealing
		$E = 0.4$	$E = 1.6$	
ACBED	1.806	1	4	4
ABECD	1.845	4	1	3
ADCBE	1.868	4		1
ACEBD	1.874	1	1	3
ABCED	2.005			1
ADBCE	2.096	2		1
ABEDC	2.098	1		1
ACDBE	2.189			
ABCDE	2.320			
ABDEC	2.326			
ACBDE	2.349	1		
ABDCE	2.388			
non-tour		6	14	6

implementation. The demonstrated skill is surprising in view of the increased difficulty of the task in the new representation. Further, the network's sensitivity to the complexity of the map is suggestive of a human's response to the same problems. Thus the results support synchronization-based theories of biological information processing.

Freeman^{21,22} has suggested a fundamental role for chaos in intelligent information processing. (See also Nara²³.) In Freeman's view, chaos provides a combination of sensitivity and stability that might account for the observed range of mental competence in the face

TABLE IV: Relative phases as in Table I, but for a network with $B = 0$ in which the phases are unrestricted, and with very slow annealing, given by $\alpha = 0.9999999$ and $\tau = 0.01 = \Delta t$ in (7). The other CNN coefficients are $A = 0.5$, $C = D = 20.0$, and $E = 0.12$. After a very large number of iterations, the network converged to the shortest tour.

	slot in schedule				
	1	2	3	4	5
A	2.316	<i>-2.583</i>	-1.209	-0.151	1.289
B	-1.607	0.129	1.237	2.335	<i>-2.286</i>
city C	<i>-2.878</i>	-1.291	0.321	1.227	2.372
D	0.929	2.600	<i>3.032</i>	-1.482	0.461
E	0.392	1.077	2.344	<i>-2.610</i>	-1.388

of unique inputs. The known highly intermittent synchronization of 40Hz oscillations was taken to support the suggested role for chaos. Information is thought to be coded in spatial patterns of coherent activity that exist for very brief periods of time, typically less than 200 milliseconds.

Synchronization networks of the type described in this paper can be naturally extended to a chaotic framework. If the limit cycle oscillators were to be replaced by chaotic oscillators, chaos might replace noise in the simulated annealing scheme. (The “chaotic oscillators” might be higher-level constructs formed from groups of units with incommensurate frequencies.) Synchronization of chaotic oscillators typically degrades via on-off intermittency, wherein the synchronized phase is interrupted at irregular intervals by bursts of de-synchronization^{24,25}. A stable synchronization manifold, like other invariant manifolds, typically contains unstable periodic orbits (UPOs) embedded within strange attractors. Trajectories that approach such orbits while still off-manifold commonly burst away. That behavior would resemble the noise-induced jumping among different synchronization patterns in the network of regular oscillators studied here.

Bursts away from local optima might play the role of a “reset” mechanism such as the one introduced in Adaptive Resonance Theory²⁶ for old-style networks. Unlike the situation with associative memory networks, continuous reset is here desirable. The dynamical regime of nearly continuous bursting²⁷ might be identified with the biological case, in which the syn-

chronized phase is very short-lived. Slow Hebbian learning, to adjust connection strengths, might be used for “permanent” global optimization, if desired, replacing the gradual lowering of temperature in the simulated annealing scheme. Such chaotic architectures will be the subject of future work. The simplified limit cycle version confirms the representational utility of synchronized oscillator networks.

Acknowledgements: The author thanks Frank Hoppensteadt for encouraging the publication of the preliminary, regular-oscillator version of the proposed CNN architecture. A fraction of this work was supported by NSF Grants 0327929 and 0838235. The National Center for Atmospheric Research is sponsored by the National Science Foundation.

APPENDIX A: Proof of the optimality of shortest-distance tours for the n-phase synchronization network

Without loss of generality, consider the TSP for a table of distances expressed in units such that $d_{ij} \leq 1$ for all i, j . The Lyapunov function, previously expressed as (4) is:

$$\begin{aligned}
L = & A \sum_{ij} (|z_{ij}|^2 - 1)^2 + B \sum_{ij} \left| \left(\frac{z_{ij}}{|z_{ij}|} \right)^n - 1 \right|^2 \\
& - C \sum_i \sum_{jj'} \left| \frac{z_{ij}}{|z_{ij}|} - \frac{z_{ij'}}{|z_{ij'}|} \right|^2 \\
& - D \sum_j \sum_{ii'} \left| \frac{z_{ij}}{|z_{ij}|} - \frac{z_{i'j}}{|z_{i'j}|} \right|^2 \\
& + E \sum_i \sum_j \sum_{j'} d_{jj'} \operatorname{Re} \left(\frac{z_{ij}}{|z_{ij}|} \frac{z_{i+1,j'}^*}{|z_{i+1,j'}|} \right)
\end{aligned} \tag{8}$$

The term

$$\mathcal{D} \equiv \sum_i \sum_j \sum_{j'} d_{jj'} \operatorname{Re} \left(\frac{z_{ij}}{|z_{ij}|} \frac{z_{i+1,j'}^*}{|z_{i+1,j'}|} \right) \tag{9}$$

is intended to minimize total tour length. Consider strict tour configurations for which each z_{ij} is one of the n th roots of unity, i.e. $z_{ij} = \exp(2\pi i m_{ij}/n)$ for some integer m_{ij} , $0 \leq m_{ij} < n$, and the integers m_{ij} are all different within each column and within each row. That is, we allow $m_{ij} = m_{i'j'}$ only if $i = i'$ and $j = j'$ or if $i \neq i'$ and $j \neq j'$. Among such strict tour configurations, let m_{ij}^0 be chosen so as to minimize \mathcal{D} .

In a stationary phase approximation, one could relate \mathcal{D} to a sum $\hat{\mathcal{D}}$ without the cross terms:

$$\hat{\mathcal{D}} \equiv \sum_i \sum_{\{jj' | m_{i+1,j'} = m_{ij}\}} d_{jj'} \operatorname{Re} \left(\frac{z_{ij}}{|z_{ij}|} \frac{z_{i+1,j'}^*}{|z_{i+1,j'}|} \right)$$

We do not require equality or proportionality of \mathcal{D} and $\hat{\mathcal{D}}$, but make a weaker assumption that tour configurations that minimize \mathcal{D} also minimize $\hat{\mathcal{D}}$, i.e.

$$\hat{\mathcal{D}}(\{m_{ij}^0\}) \leq \sum_i \sum_{\{jj' | m_{i+1,j'} = m_{ij}\}} d_{jj'} \operatorname{Re} \left(\frac{z_{ij}}{|z_{ij}|} \frac{z_{i+1,j'}^*}{|z_{i+1,j'}|} \right) \tag{10}$$

for any tour configuration given by $\{z_{ij} = \exp(2\pi i m_{ij}/n)\}$ that is not necessarily shortest-distance. We regard (10) as empirically validated.

We can then show that the Lyapunov function (8) is appropriate for the TSP by proving the following theorem.

Theorem: There are values of the coefficients A, B, C, D , and E , in the Lyapunov function $L : \mathcal{C}^{n^2} \rightarrow \mathcal{R}$ that is defined in (8), such that the global minima of L occur at states $\{z_{ij} : i, j = 1 \dots n\}$ that correspond to shortest-distance tours, and only occur at such states, provided that the assumption (10) holds. The required coefficients can be chosen universally for the n -city problem, except for dependence on the difference in the value of \mathcal{D} (as defined in (9)) between the shortest and the second-shortest tour configurations.

Proof:

The first term in (8) is a function only of the n^2 magnitudes $|z_{ij}|$, while the remaining terms are functions only of the n^2 phases that define the normalized values $z_{ij}/|z_{ij}|$. Thus the first term, which is non-negative, can be minimized separately, by choosing all $|z_{ij}| = 1$, so that the term vanishes.

Note that the third, fourth, and fifth terms satisfy the respective bounds:

$$0 \geq -C \sum_i \sum_{jj'} \left| \frac{z_{ij}}{|z_{ij}|} - \frac{z_{ij'}}{|z_{ij'}|} \right|^2 \geq -4n^3 C \quad (11)$$

$$0 \geq -D \sum_j \sum_{ii'} \left| \frac{z_{ij}}{|z_{ij}|} - \frac{z_{i'j}}{|z_{i'j}|} \right|^2 \geq -4n^3 D \quad (12)$$

$$n^3 E \geq E \sum_i \sum_j \sum_{j'} d_{jj'} \operatorname{Re} \left(\frac{z_{ij}}{|z_{ij}|} \frac{z_{i+1,j'}^*}{|z_{i+1,j'}|} \right) \geq -n^3 E \quad (13)$$

We first show that each normalized value $z_{ij}/|z_{ij}|$ can be made to differ from one of the n th roots of unity by an arbitrarily small amount ϵ_{ij} when L is minimized. Define the deviations ϵ_{ij} by

$$\epsilon_{ij}^{2n} \equiv \left| \left(\frac{z_{ij}}{|z_{ij}|} \right)^n - 1 \right|^2 \quad (14)$$

for a set of values $\{z_{ij}\}$ that minimizes L . If the remaining coefficients $C = D = E = 0$, the minima of L occur when each $\epsilon_{ij} = 0$. For nonvanishing C, D , and/or E , no summand in the term with coefficient B can raise the minimum value by an amount greater than the range of values of the remaining three terms, so $B\epsilon_{ij}^{2n} < 4n^3 C + 4n^3 D + 2n^3 E$, or

$$\epsilon_{ij}^{2n} < (4n^3 C + 4n^3 D + 2n^3 E)/B \quad (15)$$

Thus, by choosing B sufficiently large as compared to C, D , and E , each ϵ_{ij} can be made as small as desired.

Choose B so that each normalized value $z_{ij}/|z_{ij}|$ is much closer to one particular n th root than to any other, i.e. $\epsilon_{ij} \ll |1 - \exp(2\pi i/n)|$, as will follow from (15) if

$$(4n^3C + 4n^3D + 2n^3E)/B \ll |1 - \exp(2\pi i/n)|^{2n} \quad (16)$$

For any given set of deviations $\{\epsilon_{ij}\}_{1 \leq i, j \leq n}$, one is free to choose one of the n roots arbitrarily for each member of the set. It is easily seen that the terms with coefficients C and D are minimized when the n values in each row and each column, respectively, are spaced as widely as possible about the unit circle, while the term with coefficient B is invariant. Thus if $E = 0$, the minima of L occur when the phases that are approximately n th roots of unity are all different in each row and each column, i.e. for configurations that define n “tours”.

If E is sufficiently small, then the minima of L still occur at tour configurations. Specifically, let Δ be the minimum difference between the value of a sum over a single row or column ($\sum_{ii'}$ or $\sum_{jj'}$ in (8)) for all phases different and the sum for the case of one phase duplication. One finds

$$\Delta \equiv |1 - \exp(2\pi i/n)|^2 \quad (17)$$

Then, using (13), the minima of L occur at tours if

$$n^3E < C\Delta + O(\epsilon^2) \quad n^3E < D\Delta + O(\epsilon^2) \quad (18)$$

where $\epsilon \equiv \max_{ij}\{\epsilon_{ij}\}$.

For strict tour configurations (with all $\epsilon_{ij} = 0$), the last term in (8), ED , is separately minimized for shortest tours, since by assumption (10), ED is minimized for values $z_{ij} = \exp(2\pi im_{ij}^0/n)$ that minimize $E\hat{\mathcal{D}}$. The latter can be written as a sum over n tours, $\kappa = 1, \dots, n$, each tour defined by a set of n units with equal phases:

$$E\hat{\mathcal{D}} = E \sum_{\kappa=1}^n d_{j_{\kappa}(i), j_{\kappa}(i+1)} \quad (19)$$

where κ labels the tour and $j_{\kappa}(i)$ is the city visited at time i while on tour κ . This sum is minimized if and only if all the j_{κ} are shortest-distance tours.

For non-strict tour configurations with $\epsilon_{ij} \neq 0$

$$\mathcal{D} = \sum_i \sum_j \sum_{j'} d_{jj'} \operatorname{Re} \left(e^{2\pi im_{ij}/n} e^{-2\pi im_{i+1, j'}/n} \right) + O(\epsilon^2) \quad (20)$$

for some $\{m_{ij}\}$. This sum is minimized for shortest-distance tours provided that the difference $\delta \equiv |\mathcal{D}(\{m_{ij}^0\}) - \mathcal{D}(\{m_{ij}^1\})|$ in the value of \mathcal{D} between the shortest tour configuration $\{m_{ij}^0\}$ and the second-shortest tour configuration $\{m_{ij}^1\}$ is not too small, i.e.

$$\delta \gg O(\epsilon^2) \tag{21}$$

which is satisfied, according to the bound (15), if

$$(4n^3C + 4n^3D + 2n^3E)/B \ll \delta^n \tag{22}$$

For given δ , we note that the coefficients B, C, D , and E can always be chosen so as to satisfy (16), (18), and (22), completing the proof.

APPENDIX B: Statistical significance of the results in Table III

The correlation between tour-length d_i and number of occurrences n_i , as listed in the second and third columns of Table III, respectively, for the case with fast annealing and $E = 0.4$, is $r = \sum_{i=1}^{12} d_i n_i / (\sigma_d \sigma_n) = -0.62$. If the data were truly *uncorrelated*, the correlations would be t-distributed about $r=0$. In such a distribution with $12 - 2 = 10$ degrees of freedom, $r = -0.62$ corresponds to a t-score of $t = 2.50$, and the probability of $r \leq -0.62$ is found to be less than 5%, using a t-distribution table or online calculator²⁸. So the negative correlation is significant at the 95% level.

The significance of the rate of occurrence of the optimal tour, ACBED, among all tours found, is calculated as follows: In the slow annealing case, ACBED occurs in 4 instances out of the 14 tour states chosen. If all 12 possible tour states were selected with equal probability, the probability of 4 or more occurrences of the shortest-distance tour would be:

$$\sum_{i \geq 4} \binom{14}{i} \left(\frac{1}{12}\right)^i \left(\frac{11}{12}\right)^{14-i} = 0.024$$

implying significance at the 97% level.

Significance levels of the correlations and of the shortest-distance tour selection rates are computed similarly for the other 5-city networks, with results as shown in Table V. (The fast-annealing scheme with $E = 0.4$ did not select the optimal tour at a significant rate.)

The trends in Table III as E is increased and as annealing is slowed lend additional significance to the results.

TABLE V: Correlation r between length of a tour and frequency of selection of the tour for the three network configurations represented in Table III, with the t-score of each correlation, the significance level, and the significance level (if any) of the selection of the shortest-distance tour.

	fast annealing		slow annealing
	$E = 0.4$	$E = 1.6$	
r	-0.62	-0.59	-0.87
t-score	2.50	2.30	5.58
significance level of distance/frequency correlation	95%	95%	99.9%
significance level of shortest-distance tour selection	-	99.9%	97%

-
- ¹ J.J. Hopfield, Proc. Natl. Acad. Sci. U.S.A. **79**, 2554 (1982).
 - ² J.J. Hopfield and D.W. Tank, Biol. Cybern. **52**, 141 (1985).
 - ³ L.O. Chua and T. Roska, IEEE Trans. Circuits Syst. I **40**, 147 (1993).
 - ⁴ S. Grossberg and E. Mingolla, Perception and Psychophysics **38**, 141 (1985).
 - ⁵ T. Nishikawa, Y.-C. Lai, and F.C. Hoppensteadt, Phys. Rev. Lett. **92**, art. no. 108101 (2004).
 - ⁶ T. Nishikawa, F.C. Hoppensteadt, and Y.-C. Lai, Physica **197D**, 134 (2004).
 - ⁷ D. Terman and D. Wang, Physica **81D**, 148 (1995).
 - ⁸ S. Strogatz, *Sync: The Emerging Science of Spontaneous Order* (Theia, New York, 2003).
 - ⁹ A. Yazdanbakhsh and S. Grossberg, Neural Networks **17**, 707 (2004).
 - ¹⁰ C.M. Gray, P. Konig, A.K. Engel, and W. Singer, Nature **338**, 334 (1989).
 - ¹¹ Results for a Hopfield-Tank network applied to the same configuration of cities were reported in: W. Thompson and B. Thompson, AI Expert **2**, 27 (1987).
 - ¹² F.C. Hoppensteadt and E.M. Izhikevich, Biol. Cybern. **75**, 129 (1996).
 - ¹³ T. Kawabe, T. Ueta, and Y. Nishio, Proc. of the 41st SICE Annual Conference, 3106 doi: 10.1109/SICE.2002.1195604 (2002).
 - ¹⁴ B. Schechter, Science **274**, 339 (1996).
 - ¹⁵ C. von der Malsburg, Neuron **24**, 95 (1999).
 - ¹⁶ E. Vaadia, I. Haalman, M. Abeles, H. Bergman, Y. Prut, H. Slovin, and A. Aertsen, Nature **373**, 515 (1995).
 - ¹⁷ N. Kopell, Toward a theory of modelling central pattern generators, in *Neural Control of Rhythmic Movement in Vertebrates*, ed. A.H. Cohen, S. Rossignol, and S. Grillner, p. 369 (John Wiley, New York, 1988).
 - ¹⁸ C. von der Malsburg and W. Schneider, Biol. Cybern. **54**, 29 (1986).
 - ¹⁹ E. Rodriguez, N. George, J.P. Lachaux, J. Martinerie, B. Renault, F.J. Varela, Nature **397**, 430 (1999).
 - ²⁰ C. Koch and S. Greenfield, Scientific American **297**, 76 (2007).
 - ²¹ W.J. Freeman, Int. J. Intelligent Syst. **10**, 71 (1995).
 - ²² W.J. Freeman, Scientific American **264**, 78 (1991).
 - ²³ S. Nara, Chaos **13**, 1110 (2003).

- ²⁴ N. Platt, E.A. Spiegel, and C. Tresser, Phys. Rev. Lett. **70**, 279 (1993).
- ²⁵ E. Ott and J.C. Sommerer, Phys. Lett. A **188**, 39 (1994).
- ²⁶ G.A. Carpenter and S. Grossberg, Computer **21**, 77 (1988).
- ²⁷ A dynamical regime of nearly continuous bursting away from a synchronization manifold is illustrated in: G.S. Duane, Phys. Rev. E. **56**, 6475 (1997).
- ²⁸ See, for example <http://faculty.vassar.edu/lowry/rsig.html>