

Sum-networks: system of polynomial equations, reversibility, insufficiency of linear network coding, unachievability of coding capacity

Brijesh Kumar Rai and Bikash Kumar Dey
 Department of Electrical Engineering
 Indian Institute of Technology Bombay
 Mumbai, India, 400 076
 {bkrai,bikash}@ee.iitb.ac.in

Abstract

A directed acyclic network is considered where all the terminals demand the sum of the symbols generated at all the sources. We call such a network as a *sum-network*. It is shown that there exists a solvably (and linear solvably) equivalent sum-network for any multiple-unicast network (and more generally, for any acyclic directed network where each terminal node demands a subset of the symbols generated at all the sources). It is also shown that there exists a linear solvably equivalent multiple-unicast network for every sum-network. As a consequence, many known results for multiple-unicast networks also hold for sum-networks. Specifically, it is shown that for any set of polynomials having integer coefficients, there exists a sum-network which is scalar linear solvable over a finite field F if and only if the polynomials have a common root in F . Similarly, the insufficiency of linear network coding and unachievability of the network coding capacity is proved for sum-networks. It is shown that there exists a solvable sum-network whose reverse network is not solvable. On the other hand, a sum-network and its reverse network are shown to be solvably equivalent under fractional vector linear network coding.

I. INTRODUCTION

Traditionally information has been considered as commodity which can only be stored and forwarded by the intermediate nodes in a network. The seminal work by Alswede et al. [1] showed that mixing information at the intermediate nodes in a network may provide better throughput. Mixing of information at the intermediate nodes is referred as network coding. For a multicast network, it was shown that the capacity under network coding is the minimum of the min-cuts between the source and each of the terminals.

When the alphabet is a field, and the intermediate nodes and the terminal nodes perform linear combination of the incoming symbols to construct the outgoing or the recovered symbols, the code is called a (scalar) linear code. More generally, coding may be done on k -length blocks of symbols by multiplying each incoming block with a matrix and taking the sum of the resulting products to construct an outgoing or recovered vector/block. The scalars or the matrices used at a node are called the local coding coefficients/matrices. Such a network code is called a (k -length) vector linear code. It was shown by Li et al. [2] that scalar linear network coding is sufficient to achieve the capacity of a multicast network. Koetter and Médard [3] proposed an algebraic formulation of the linear network coding problem and related the network coding problem with finding roots of a set of polynomials. Jaggi et al. [4] gave a polynomial time algorithm for designing a network code for a multicast network. Tracy Ho et al. [5] showed that even when the local coding coefficients are chosen randomly and in a distributive fashion, the multicast capacity can be achieved with high probability.

A considerable part of the subsequent work considered more general networks than multicast networks. However, the demands of the terminal nodes have been restricted largely to subsets of the source symbols/processes. Most of the results for this general class of networks are negative. In the following, we outline some major results known till date. First, two definitions follow.

Definition 1: A directed network with some sources and some terminals where each source generates possibly multiple independent random processes and each terminal requires to recover a set of the random processes generated by the sources is called a **Type I** network.

Definition 2: A Type I network where each source generates one random process with all the source processes being independent and each terminal requires to recover one source process is called a **Type IA** network.

The widely studied classes of *Multicast networks* and *Multiple-unicast networks* are two subclasses of Type IA networks.

Rasala lehman et al. [6] gave the classification of the complexity of network coding problem and showed that there exists an instance of Type I network where finding scalar linear network coding solution is an NP-hard problem. Langberg [7] showed that the result is also true for the case of vector linear network coding.

It was shown in [8] by construction that for Type I networks in general, scalar linear network coding is not sufficient in the sense that vector linear coding may fulfill the demands of the terminals though no scalar linear network code may fulfill the same. Similar result was also reported by Riis [9], showing the insufficiency of scalar linear network coding over binary alphabet field for an example acyclic directed network. It was shown in [10] that even vector linear network coding is insufficient for Type I networks. They also showed the insufficiency of vector linear network coding over more general alphabets such as a module over a commutative ring as well as for more general linear network codes [11]. It was shown in [12] that for every set of integer polynomial equations, there exists a directed acyclic network which is scalar linear solvable over a finite field if and only if the set of polynomial equations has a solution over the same finite field.

Fractional network coding is a more general form of network coding where the number of messages k encoded in a block is different from the block length n . Such a code satisfies the demands of the terminals k times in n usage of the links in the network. By using fractional linear network codes, fractional rates k/n may be achieved. A rate r is said to be *achievable* under a class of network codes if there exists a (k, n) fractional network coding solution in that class such that $k/n \geq r$. The coding capacity of a network with respect to a class of network codes is defined to be the supremum of the achievable rates under that class of network codes. The term *coding capacity* refers to the capacity under the class of all network codes. When restricted to the class of linear network codes, the corresponding capacity is called the *linear coding capacity*. Dougherty et al. [13] showed that there exists an instance of network coding problem where network coding capacity is unachievable.

A network is called solvable over an alphabet if there is a network code over that alphabet which can satisfy the demands of the terminals. For an underlying alphabet field/ring, a network is called a k -length vector linear solvable (resp. scalar linear solvable) network if there is a (k, k) (resp. $(1, 1)$) fractional linear network coding solution for the network. Two networks are called (resp. linear) solvably equivalent if the first network is solvable (resp. with linear codes) over some finite alphabet if and only if the second network is solvable (resp. with linear codes) over the same alphabet.

The class of multiple-unicast networks is a special class and it is very relevant to the present work. For a multiple unicast network, the *reverse network* is obtained by reversing the direction of the edges and interchanging the roles of the sources and the terminals. A multiple-unicast network is said to be reversible (resp. linearly reversible) over some alphabet if the reverse network is solvable (resp. linearly solvable) over that alphabet. It was shown in [14], [15] that if a multiple-unicast network is linearly solvable then it is also linearly reversible. It was also shown in [15] that there exists a multiple-unicast network which is solvable over binary alphabet using nonlinear network coding but that is not reversible over the binary alphabet. It was shown in [16] that there exists a solvable multiple-unicast network whose reverse network is not solvable over any finite field.

In this paper, we consider a network with some sources and some terminals where each terminal demands the recovery of the sum of the symbols generated by the sources. In general, recovery of a wide class of functions of the source symbols may be of relevance in various applications. For instance, a sink node in a sensor network may require the average temperature (or other parameters) sensed by the sensors; or a network management node may require the average or maximum traffic at different parts of the network that are measured by different local nodes.

The problem of distributed function computation in general has been addressed in different contexts and in different flavours in the past. There are information theoretic works to characterize the achievable rate-region of various small networks with correlated sources [17], [18], [19], [20], [21]. A large body of work exists in finding the scaling laws for communication requirements in computing functions over large networks (see, for example, [22], [23], [24], [25], [26]). Recently, there has been some work in the context of network coding for distributed

function computation in a network. Before giving an account of the past work in this context, we present some definitions.

Definition 3: A directed network with some sources and some terminals where each source generates possibly multiple independent random processes and each terminal requires to recover a function of the source random processes is called a **Type II network**.

Though Type II network is defined here for completeness, we will mostly deal with simpler Type II networks in this paper.

Definition 4: A Type II network where every source generates one random process and all the terminals require to recover the same function of the random processes is called a **Type IIA network**.

As a further special case, we will consider a network where the sources generate random processes over a module M over a commutative ring R , and the terminals demand a linear function of the processes of the form

$$f(X_1, X_2, \dots, X_m) = a_1 X_1 + a_2 X_2 + \dots + a_m X_m,$$

where $a_1, a_2, \dots, a_m \in R$. Such a network will be called a **linear-network**. The special case of $a_1 = a_2 = \dots = a_m = 1$ when R is a commutative ring with identity will be called a **sum-network**. Note that, since any abelian group is a module over the integer ring, the sum-network is naturally defined over an abelian group. An abelian group structure is also necessary in the alphabet for a clean definition of the problem.

Given a network with some sources and terminals, and a module M over a commutative ring with identity R , we say that the network has a (k, n) vector linear solution over M if there is a (k, n) vector solution over M which is linear over R . We note that, in general, even though the *sum* to be recovered by the terminals is defined in the alphabet module M , one may embed the module in any field/ring or any other module over any ring/field and use a code which is linear over that ring/field. As per our definition, such a solution will not be termed as a linear solution. We call a solution to a sum-network to be a non-linear solution over M if it is not linear over R . However, for a non-linear solution, the module structure of the alphabet is irrelevant except for the abelian group structure which is necessary for defining the problem (recovery of the *sum* at the terminals). Further, without loss of generality, when the alphabet is a module M over R , we assume that the annihilator of M is $\{0\}$.

Recently, the problem of distributed computation of functions of the source messages using network coding has been considered in some works. The problem of computing the sum of symbols generated at all the sources to all the terminal nodes was considered in [27]. It was shown that if the number of sources or the number of terminals in the network is at most two, then all the terminals can compute the sum of the source symbols available at all the sources using scalar linear network coding if and only if every source node is connected to every terminal node. There has also been some work by other authors in parallel to the present work. Langberg et al. [28] showed that for a directed acyclic network having 3 sources and 3 terminals and every source connected with every terminal by at least two distinct paths, it is possible to communicate the sum of the sources using scalar linear network coding. Appuswami et al [29], [30] considered the problem of communicating more general functions, for example, arithmetic sum (unlike modulo sum as in finite fields), to one terminal.

A. Contribution of this paper

- We show that communicating the sum of symbols generated at all the sources to all the terminals is solvably equivalent to communicating any linear function of the symbols.
- We show by explicit construction that for any given directed acyclic Type I network, there exists a sum-network which is solvable (respectively k -length vector linear solvable) if and only if the original network is solvable (respectively k -length linear solvable). Further, if the Type I network is a multiple-unicast network, then the reverse of the equivalent sum-network is also solvably (resp. k -length vector linear solvably) equivalent to the reverse of the multiple-unicast network.
- We show, again by construction, that for any sum-network, there exists a linear solvably equivalent multiple-unicast network.
- Using the above constructions and using similar results for Type I networks, we prove that for any set of polynomials having integer coefficients there exists a sum-network which is scalar linear solvable over a finite field F if and only if the polynomials have a common root over F . We show that for any finite/cofinite (whose complement is finite) set of primes, there exists a network which is scalar linear solvable over a field F if and

only if the characteristic of F belongs to the set. Existence of such networks is argued using similar known results for Type I networks together with the equivalence properties of our aforementioned constructions, as well as by independent, more efficient (in terms of the number of nodes and edges in the constructed networks), direct constructions. These direct constructions give networks which, for any k , are solvable under k -length vector network coding if and only if the characteristic of F belongs to the specified set.

- We propose a (k, n) fractional linear code construction for the reverse network of any network from a (k, n) fractional linear code for the original network and show that this code provides a (k, n) fractional linear solution for the reverse sum network if and only if the original code provides a (k, n) fractional linear solution to the original network. This code turns out to be the same as the *dual code* defined in [14]. However, our treatment and description is more elementary. When non-linear codes are permitted, we show that there exists a sum-network which is solvable even though the reverse network is not solvable.
- We show that vector linear network coding of any length is not sufficient for the solvability of the sum-networks.
- We prove that there exists a sum-network whose network coding capacity is not achievable.

B. Organisation of the paper

The paper is organised as following. In Section II, we introduce the system model and notations used in this paper. We discuss the equivalence between linear-networks and sum-networks in Section III. We present the constructions of solvably equivalent networks in Section IV. The equivalence between a set of polynomials with integer coefficients and the sum-networks is shown in Section V. In Section VI, we present a code construction for the reverse network from a linear code for the original network and address the relation between solvability and reversibility of a sum-network. We show the insufficiency of vector linear network coding for the sum-networks in Section VII. In Section VIII, we show that there exists a sum-network whose network coding capacity is unachievable over any finite alphabet. The paper is concluded in Section IX.

II. SYSTEM MODEL

A network is represented by a directed acyclic multigraph $G = (V, E)$, where V is a finite set of nodes and $E \subseteq V \times V$ is the set of edges in the network. For any edge $e = (i, j) \in E$, the node j is called the head of the edge and the node i is called the tail of the edge; and are denoted as $head(e)$ and $tail(e)$ respectively. For each node, $In(v) = \{e \in E : head(e) = v\}$ is the set of incoming edges to the node v . Similarly, $Out(v) = \{e \in E : tail(e) = v\}$ is the set of outgoing edges from the node v . A sequence of nodes (v_1, v_2, \dots, v_l) is called a path, denoted as $v_1 \rightarrow v_2 \rightarrow \dots \rightarrow v_l$, if $(v_i, v_{i+1}) \in E$ for $i = 1, 2, \dots, l-1$.

Among the nodes, a set of nodes $S \subseteq V$ are sources and a set of nodes $T \subseteq V$ are terminals. We assume that a source does not have any incoming edge. Each source generates a set of random processes over an alphabet. In general, each terminal in the network may have a demand of some part of the symbols or their functions available at a specific set of sources. Each edge in the network is assumed to be capable of carrying a symbol from the alphabet in each use. Each edge is used once per unit time and is assumed to be a error-free and delay-free communication channel.

A network code is an assignment of an edge function for each edge and a decoding function for each terminal. A (k, n) fractional network coding solution is a network code which fulfills the demands of every terminal in the network k times in n symbol intervals. The ratio k/n is the rate of a (k, n) fractional network code.

An edge function for an edge e is defined as

$$f_e: \mathcal{A}^k \rightarrow \mathcal{A}^n, \text{ if } tail(e) \in S \quad (1)$$

and

$$f_e: \mathcal{A}^{n|In(v)|} \rightarrow \mathcal{A}^n, \text{ if } tail(e) \notin S. \quad (2)$$

A decoding function for a terminal node v is defined as

$$g_v: \mathcal{A}^{n|In(v)|} \rightarrow \mathcal{A}^k. \quad (3)$$

When \mathcal{A} is a module over a commutative ring, a network code is said to be linear if all the edge functions and the decoding functions are linear over the ring.

For any edge $e \in E$, Y_e denotes the symbol transmitted through e and for a terminal node v , R_v denotes the symbol recovered by the terminal v . When the alphabet is a finite module over a commutative ring R , the symbol vector carried by an edge e using a (k, n) -fractional linear network code is of the form

$$Y_e = \sum_{e': \text{head}(e') = \text{tail}(e)} \beta_{e',e} Y_{e'} \quad (4)$$

when $\text{tail}(e) \notin S$. Here $\beta_{e',e} \in R^{n \times n}$ are called the local coding coefficients. If $\text{tail}(e) \in S$, then

$$Y_e = \sum_{j: X_j \text{ generated at } \text{tail}(e)} \alpha_{j,e} X_j \quad (5)$$

for some $\alpha_{j,e} \in R^{n \times k}$.

The message symbol vector recovered by a terminal edge v is

$$R_v = \sum_{e \in \text{In}(v)} \gamma_e Y_e \quad (6)$$

where $\gamma_e \in R^{k \times n}$.

In scalar linear network coding, $Y_e, Y_{e'}, X_j, \beta_{e',e}, \alpha_{j,e}, \gamma_e$ are symbols from R .

Given a network code for the network, $\prod_{i=1}^{l-2} \alpha_{(v_i, v_{i+1}), (v_{i+1}, v_{i+2})}$ is called the path gain of the path $v_1 \rightarrow v_2 \rightarrow \dots \rightarrow v_l$.

Given a sum-network \mathcal{N} , its reverse network \mathcal{N}' is defined to be the network with the same set of vertices, the edges reversed keeping their capacities same, and the roles of sources and terminals interchanged.

III. EQUIVALENCE OF LINEAR-NETWORKS AND SUM-NETWORKS

In this section, we claim that when the alphabet is a field, communicating a fixed linear function of the symbols generated by all the sources to all the terminals is equivalent to the problem of communicating the sum of those symbols to the terminals. Clearly if the sum can be communicated using a linear code, then any linear combination of the sources can also be communicated using the same code if the sources pre-multiply the source symbols by the corresponding coefficients in the linear combination (Fig. 1). This is true even when the alphabet is a module over a commutative ring with identity. Further, if all the coefficients of the linear combination are invertible in the ring, then the linear combination can be communicated to all the terminals if and only if the sum can be communicated. This is because, given a network code for communicating the linear combination, the sources can pre-multiply by the inverse of the corresponding coefficients in the linear combination thereby enabling essentially the same network code to communicate the sum of the sources to the terminals.

IV. CONSTRUCTION OF SOLVABLY EQUIVALENT NETWORKS

In this section we give three constructions. First we construct a solvably equivalent (also linear solvably equivalent) sum-network from a multiple-unicast network. We also show that the reverse sum-network of the constructed sum-network is solvably equivalent (also linear solvably equivalent) to the corresponding reverse multiple-unicast network. Then we construct a solvably equivalent (also linear solvably equivalent) sum-network from a directed acyclic Type I network. Finally we construct a linear solvably equivalent multiple-unicast network from a sum-network.

C₁ : Construction of a sum-network that is solvably equivalent to a given multiple-unicast network

Consider a generic multiple-unicast network \mathcal{N}_1 shown in Fig. 2. \mathcal{N}_1 has m sources w_1, w_2, \dots, w_m and m corresponding terminals z_1, z_2, \dots, z_m respectively. Fig. 3 shows a sum-network \mathcal{N}_2 of which \mathcal{N}_1 is a part. In this network, there are $m + 1$ sources s_1, s_2, \dots, s_{m+1} and $2m$ terminals $\{t_{Li}, t_{Ri} | 1 \leq i \leq m\}$. The reverse

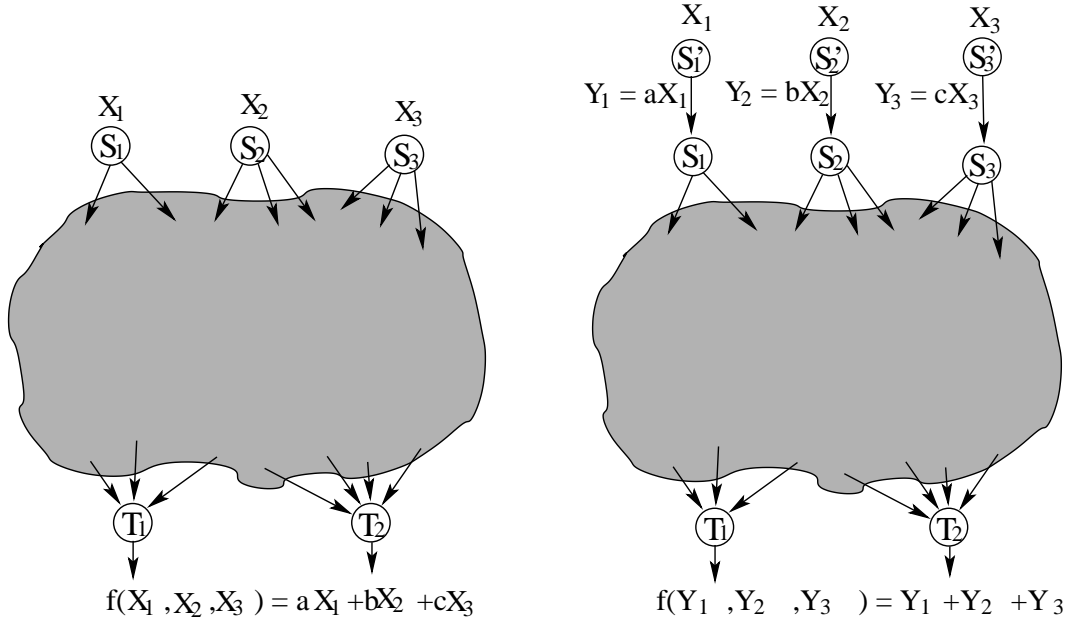


Fig. 1. Equivalence between communicating the sum and communicating a linear combination

networks of \mathcal{N}_1 and \mathcal{N}_2 are denoted by \mathcal{N}'_1 and \mathcal{N}'_2 (shown in Fig. 4) respectively. The set of vertices and edges of \mathcal{N}_2 are respectively

$$\begin{aligned} V(\mathcal{N}_2) = & v(\mathcal{N}_1) \cup \{s_1, s_2, \dots, s_{m+1}\} \\ & \cup \{u_1, u_2, \dots, u_m\} \cup \{v_1, v_2, \dots, v_m\} \\ & \cup \{t_{L1}, t_{L2}, \dots, t_{Lm}\} \cup \{t_{R1}, t_{R2}, \dots, t_{Rm}\} \end{aligned}$$

and

$$\begin{aligned} E(\mathcal{N}_2) = & E(\mathcal{N}_1) \cup \{(s_i, w_i) | i = 1, 2, \dots, m\} \\ & \cup \{(s_i, u_j) | i, j = 1, 2, \dots, m, i \neq j\} \\ & \cup \{(s_{m+1}, u_j) | j = 1, 2, \dots, m\} \\ & \cup \{(s_i, t_{Ri}) | i = 1, 2, \dots, m\} \\ & \cup \{(u_i, v_i) | i = 1, 2, \dots, m\} \\ & \cup \{(v_i, t_{Li}) | i = 1, 2, \dots, m\} \\ & \cup \{(v_i, t_{Ri}) | i = 1, 2, \dots, m\} \\ & \cup \{(z_i, t_{Li}) | i = 1, 2, \dots, m\}. \end{aligned}$$

The following theorem shows that the networks \mathcal{N}_1 and \mathcal{N}_2 , as well as their reverse networks, are solvably equivalent in a very strong sense. Here F denotes a field and G denotes an abelian group.

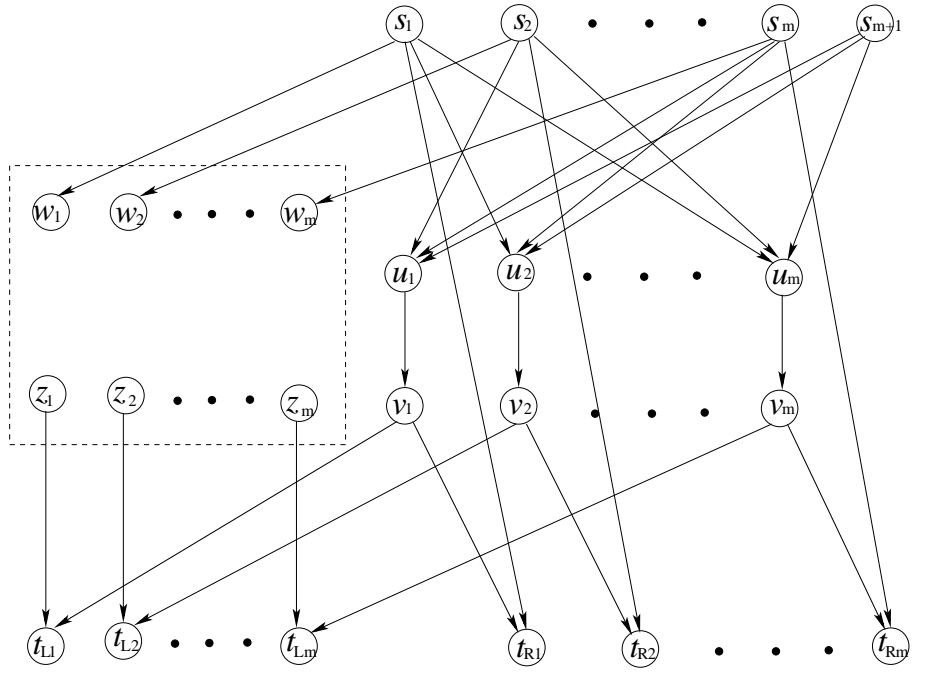
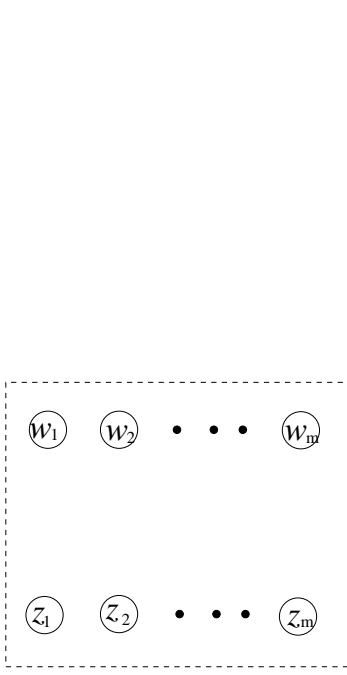
Theorem 1: (i) The sum-network \mathcal{N}_2 is k -length vector linear solvable over F if and only if the multiple-unicast network \mathcal{N}_1 is k -length vector linear solvable over F .

(ii) The sum-network \mathcal{N}_2 is solvable over G if and only if the multiple-unicast network \mathcal{N}_1 is solvable over G .

(iii) The reverse sum-network \mathcal{N}'_2 is k -length vector linear solvable over F if and only if the reverse multiple-unicast network \mathcal{N}'_1 is k -length vector linear solvable over F .

(iv) The reverse sum-network \mathcal{N}'_2 is solvable over G if and only if the reverse multiple-unicast network \mathcal{N}'_1 is solvable over G .

The proof of the theorem is given in Appendix I.

Fig. 2. A multiple-unicast network \mathcal{N}_1 Fig. 3. The construction (C_1) of a sum-network \mathcal{N}_2 from the multiple-unicast network \mathcal{N}_1

Remark 2: A. Though parts (i) and (iii) are stated for a finite field, the same results can be shown to hold over any finite commutative ring R with identity, R -module with annihilator $\{0\}$, and for even more general forms of linear network codes defined in [11]. B. In parts (ii) and (iv), solvability is not restricted by \mathbb{Z} -linear codes, but includes non-linear coding. The alphabet is restricted to an abelian group simply for defining the *sum* of the sources.

For the case of $k = 1$, Theorem 1 (i) and (iii) give the following Corollary.

Corollary 3: (i) The sum-network \mathcal{N}_2 is scalar linear solvable over F if and only if the multiple-unicast network \mathcal{N}_1 is scalar linear solvable over F .

(ii) The reverse sum-network \mathcal{N}'_2 is scalar linear solvable over F if and only if the reverse multiple-unicast network \mathcal{N}'_1 is scalar linear solvable over F .

C₂ : Construction of a sum-network that is solvably equivalent to a given Type I network

First, we should note that it is possible to construct a solvably equivalent Type IA network from a Type I network by the following two-steps procedure.

- 1) Consider all the independent random processes generated by the sources in the original Type I network. In the new network, construct one source for each process and add an edge from each constructed source to all the sources in the given Type I network which generate that process. The original sources of the given Type I network are not considered as sources in the constructed network.
- 2) For every terminal in the original Type I network, construct one terminal for each process demanded by the original terminal and add an edge from the original terminal to these constructed terminals. The terminals of the original network are not considered as terminals of the new network.

Now, given a Type IA network, Fig. 6 shows a sum-network of which the given network is a part. The outer dotted box shows the Type IA network constructed from a Type I network \mathcal{N}_3 in the inner dotted box by the above two-steps method. The Type IA network has the sources w_1, w_2, \dots, w_m generating independent random processes, and for $i = 1, 2, \dots, m$, each of the terminals $z_1^i, z_2^i, \dots, z_{n_i}^i$ demands the process generated by w_i . In the constructed sum-network \mathcal{N}_4 , there are $m + 1$ sources s_1, s_2, \dots, s_{m+1} , and $(m + \sum_{i=1}^m n_i)$ terminals $\{t_1, t_2, \dots, t_m\} \cup \{t_j^i | 1 \leq i \leq m, 1 \leq j \leq n_i\}$.

The proof of the following theorem is similar to the proof of Theorem 1(i),(ii), and is omitted.

Theorem 4: (i) The sum-network \mathcal{N}_4 is k -length vector linear solvable over a finite field F if and only if the Type I network \mathcal{N}_3 is k -length vector linear solvable over F .

(ii) The sum-network \mathcal{N}_4 is solvable over an abelian group G if and only if the network \mathcal{N}_3 is solvable over G .

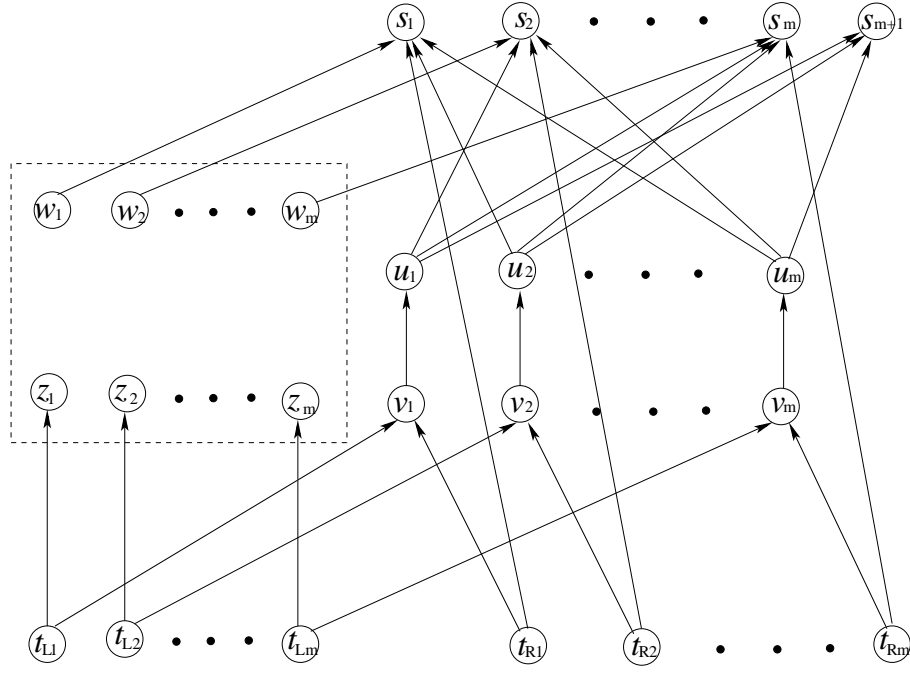


Fig. 4. The reverse network \mathcal{N}'_2 of \mathcal{N}_2

Restricting to $k = 1$, Theorem 4 gives the following corollary.

Corollary 5: The sum-network \mathcal{N}_4 is scalar linear solvable over a finite field F if and only if the network \mathcal{N}_3 is scalar linear solvable over F .

Though the construction C_2 (and in particular C_1) gives a solvably equivalent sum-network, the constructed sum-network may have a (k, n) fractional solution even though the original network does not have a (k, n) fractional solution. So the fractional coding capacity of the constructed network may be different from the fractional coding capacity of the original network. For instance, consider the multiple unicast network where m source-terminal pairs are connected through a single bottleneck link. The multiple unicast network and the sum-network constructed from it by using construction C_1 are shown in Fig. 7. The multiple unicast network has capacity $1/m$, whereas the constructed sum-network has a $(1, 2)$ fractional vector linear solution. In the first time-slot, the bottle-neck link in the multiple unicast network can carry the sum $x_1 + x_2 + \dots + x_m$ which is then forwarded to all the m left terminals of the sum network. The links (u_i, v_i) carry only x_{m+1} in the first time-slot. So, by using one time-slot, the left terminals recover the sum $x_1 + x_2 + \dots + x_{m+1}$. In the second time-slot, the network can obviously be used to communicate the sum $x_1 + x_2 + \dots + x_{m+1}$ to the right terminals since there is exactly one path between any source and any right terminal.

Even though Construction C_2 does not preserve the fractional coding capacity, the following results show the relation between the capacity of the sum-network and the capacity of the original network. Here \mathcal{N} denotes a Type-I network and $C_2(\mathcal{N})$ denotes the sum-network constructed from \mathcal{N} using construction C_2 .

Lemma 6: For some $k \leq n$, if a multiple unicast network \mathcal{N} has a (k, n) fractional coding (resp. fractional linear) solution, then the sum-network $C_2(\mathcal{N})$ also has a (k, n) fractional coding (resp. fractional linear) solution.

Proof: The proof is obvious. ■

Theorem 7:

$$\min(1, \text{Capacity}(\mathcal{N})) \leq \text{Capacity}(C_2(\mathcal{N})) \leq 1$$

Proof: The first inequality follows from the preceding lemma. The second inequality follows from the fact that the min-cut from source s_{m+1} to each terminal is 1. ■

Corollary 8: If the network \mathcal{N} has capacity 1, then the capacity of $C_2(\mathcal{N})$ is also 1.

C₃ : Construction of a multiple-unicast network that is solvably equivalent to a given sum-network

Consider a generic sum-network \mathcal{N} shown in the dotted box in Fig. 8. The sum-network has m sources w_1, w_2, \dots, w_m and n terminals z_1, z_2, \dots, z_n . The figure shows a multiple-unicast network $C_3(\mathcal{N})$ of which

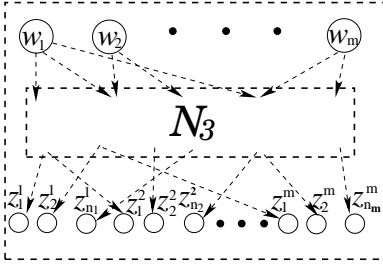


Fig. 5. A Type IA network constructed from \mathcal{N}_3

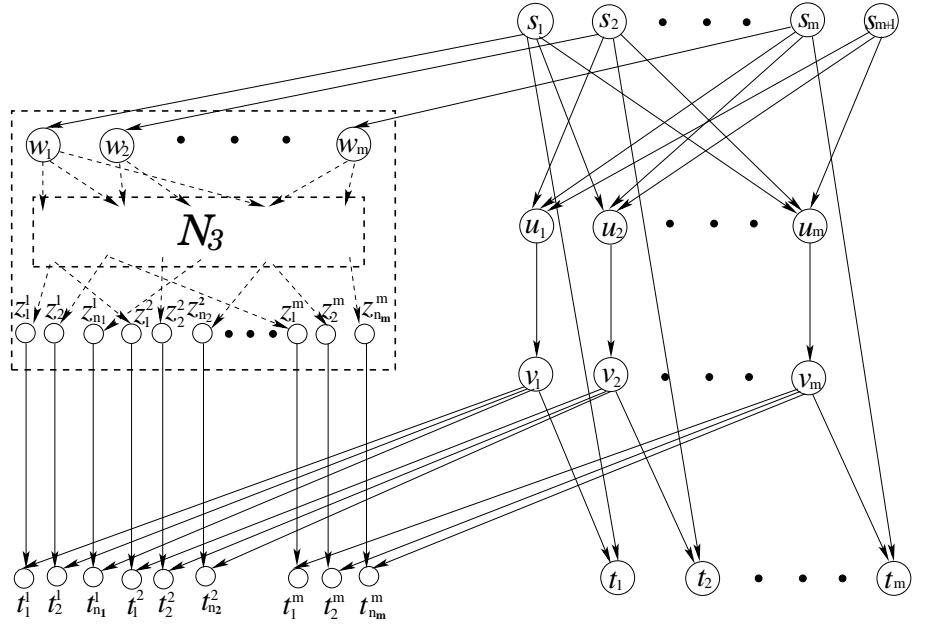


Fig. 6. The construction (C_2) of a sum-network \mathcal{N}_4 from a Type I network \mathcal{N}_3

the given sum-network is a part. In this multiple-unicast network, the source-terminal pairs are $\{(s_i, t_i) | i = 1, 2, \dots, m\} \cup \{(s_{ij}, t_{ij}) | 1 \leq i \leq m, 2 \leq j \leq n\}$.

The lower half of the figure is constructed using a method used in [16]. It constitutes of m chains each with n copies of the network shown in Fig. 9 in series. This component network shown in Fig. 9 has the property [16] that if t_2 wants to recover the message generated by S_3 , and t_1 wants to recover an independent message X_1 , then S_1 and S_2 both must send X_1 on the outgoing links.

Theorem 9: The multiple-unicast network $C_3(\mathcal{N})$ is k -length vector linear solvable over a finite field F if and only if the sum-network \mathcal{N} is k -length vector linear solvable over F .

Proof: First, if the sum-network \mathcal{N} in the dotted box is k -length vector linear solvable over F , then it is clear that the code can be extended to a code that solves the multiple-unicast network $C_3(\mathcal{N})$. Next, we assume that the multiple-unicast network $C_3(\mathcal{N})$ is k -length vector linear solvable over F , and prove that the sum-network \mathcal{N} is also solvable. It can be seen by similar arguments as used in the proof of [16, Theorem II.1] that all the terminals can recover the respective source symbols if and only if each of the intermediate nodes $r_{ji}; j = 1, 2, \dots, n, i = 1, 2, \dots, m$ can recover X_i . So, for any given k -length vector linear solution for $C_3(\mathcal{N})$, the intermediate nodes r_{ji} recover the respective X_i . If $m = 2$ or $n = 2$, then it means that there is a path from each source w_i to each terminal z_j in the sum-network. Then by the results in [27], the sum-network is scalar linear solvable over any field. Now let us assume $m, n \geq 3$.

Without loss of generality, we assume that

$$\begin{aligned} Y_{(s_i, u_j)} &= X_i \text{ for } 1 \leq i, j \leq m, i \neq j, \\ Y_{(s_i, w_i)} &= X_i \text{ for } 1 \leq i \leq m, \\ Y_{(u_i, v_i)} &= Y_{(v_i, r_{ji})} \text{ for } 1 \leq i \leq m, 1 \leq j \leq n, \\ Y_{(z_i, v'_i)} &= Y_{(v'_i, r_{ij})} \text{ for } 1 \leq i \leq n, 1 \leq i \leq m. \end{aligned}$$

Let us also assume that

$$Y_{(u_i, v_i)} = \sum_{\substack{j=1 \\ j \neq i}}^m \beta_{ji} Y_{(s_j, u_i)} \text{ for } 1 \leq i \leq m, \quad (7)$$

$$Y_{(z_i, v'_i)} = \sum_{j=1}^m \eta_{ij} X_j \text{ for } 1 \leq i \leq n, \quad (8)$$

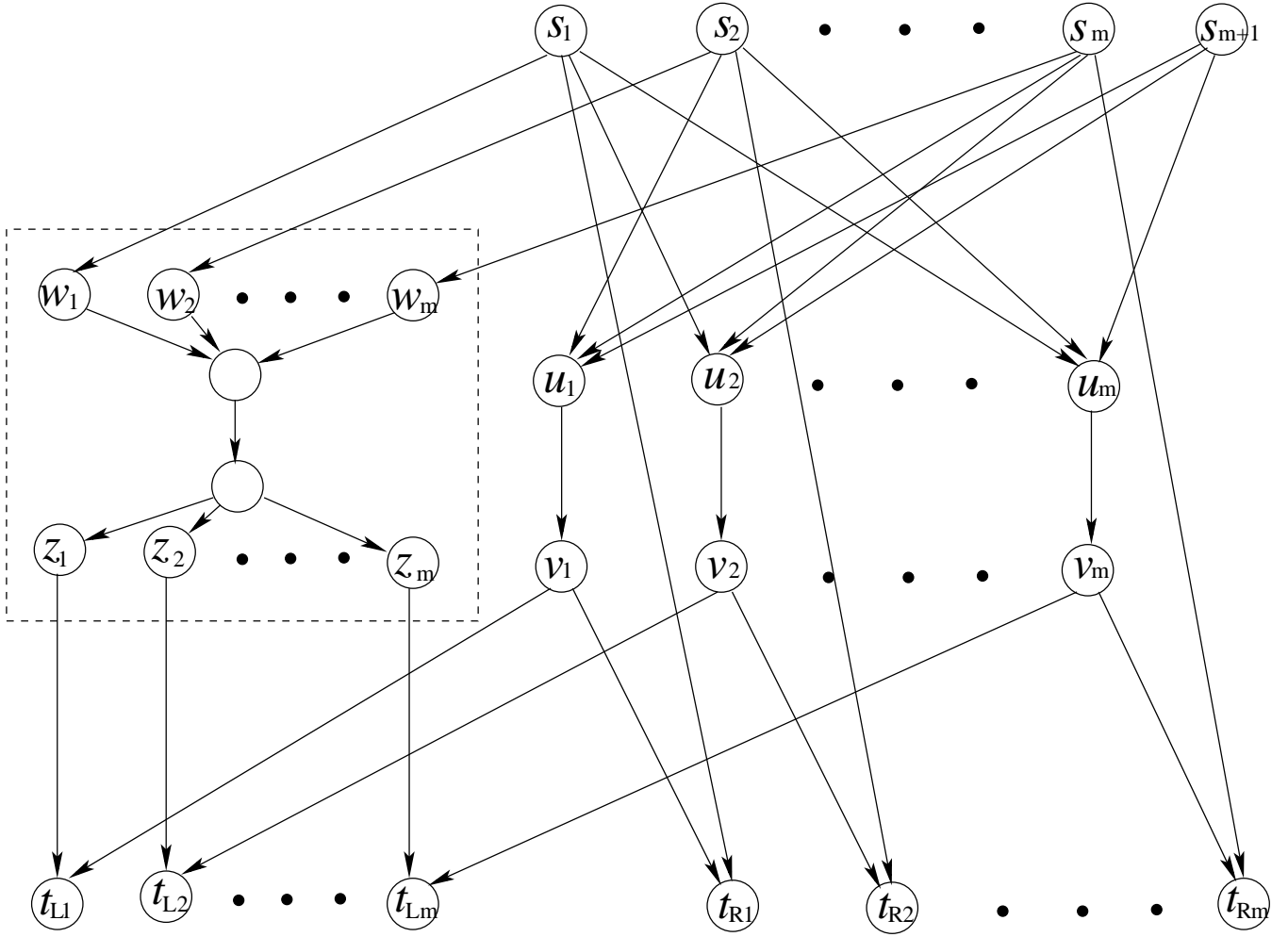


Fig. 7. A Multiple unicast network with capacity $1/m$ for which Construction C_1 gives a sum-network of capacity $\geq 1/2$

where $\beta_{ij}, \eta_{ij} \in F^{k \times k}$.

Let us assume that the symbols recovered at the nodes r_{ij} for forwarding on the outgoing links are

$$\begin{aligned}
 R_{ij} &= \gamma'_{ij} Y_{(v'_i, r_{ij})} + \gamma_{ij} Y_{(v_j, r_{ij})} \\
 &= \gamma'_{ij} \sum_{l=1}^m \eta_{il} X_l + \gamma_{ij} \sum_{\substack{l=1 \\ l \neq j}}^m \beta_{lj} Y_{(s_l, u_j)} \\
 &= \gamma'_{ij} \sum_{l=1}^m \eta_{il} X_l + \gamma_{ij} \sum_{\substack{l=1 \\ l \neq j}}^m \beta_{lj} X_l \\
 &= \gamma'_{ij} \eta_{ij} X_j + \sum_{\substack{l=1 \\ l \neq j}}^m (\gamma'_{ij} \eta_{il} + \gamma_{ij} \beta_{lj}) X_l
 \end{aligned} \tag{9}$$

for $1 \leq i \leq n, 1 \leq j \leq m$. Since the node r_{ij} recovers X_j , we have

$$\gamma'_{ij} \eta_{ij} = I \text{ for } 1 \leq i \leq n, 1 \leq j \leq m, \tag{10a}$$

$$\gamma'_{ij} \eta_{il} + \gamma_{ij} \beta_{lj} = 0 \text{ for } 1 \leq i \leq n, 1 \leq l, j \leq m, l \neq j. \tag{10b}$$

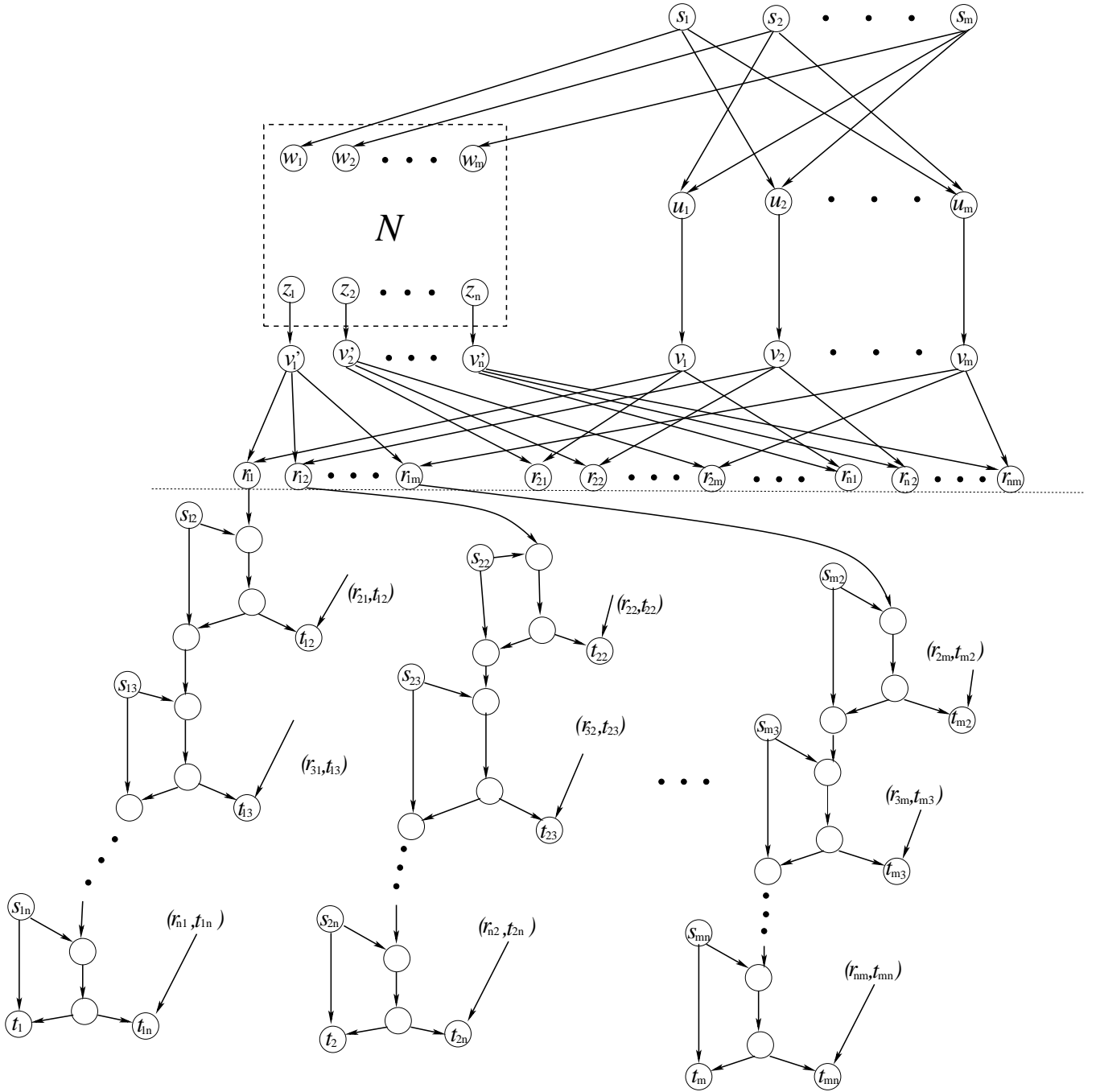


Fig. 8. Construction (C_3) of a multiple-unicast network $C_3(\mathcal{N})$ from a sum-network \mathcal{N} shown in the dotted box

It follows from (10a) that the matrices γ'_{ij}, η_{ij} are invertible for all i, j . Then it also follows from (10b) that the matrices γ_{ij}, β_{lj} are also invertible for i, j, l in their range with $l \neq j$.

We will now prove that $Y_{(z_i, v'_i)}$ for different i are scaled versions of each other. That is, the terminals of the sum-network recover essentially the same linear combination of the sources. For this, we need to prove that for any $l, l', \eta_{il}^{-1} \eta_{il'}$ is independent of i . Let us take a $j \neq l, l'$. This is possible since $m > 2$. Eq. (10b) gives

$$\begin{aligned} \eta_{il} &= -\gamma'^{-1}_{ij} \gamma_{ij} \beta_{lj}, \\ \eta_{il'} &= -\gamma'^{-1}_{ij} \gamma_{ij} \beta_{l'j}. \end{aligned}$$

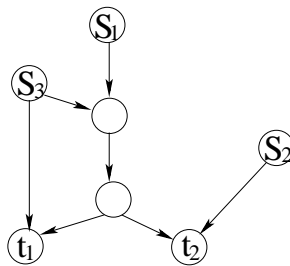


Fig. 9. A useful component network from [16] that is used in Construction C_3

These equations give

$$\eta_{il}^{-1} \eta_{il'} = \beta_{lj}^{-1} \beta_{l'j}, \quad (11)$$

and so this is independent of i . This proves that it is possible to communicate a fixed linear combination of the sources through the sum-network in the figure, where each linear coefficient matrix is invertible. If the sources themselves pre-multiply the source messages by the inverse of the respective linear coefficient matrix, then the terminals can recover the sum of the sources. This completes the proof. ■

V. SYSTEM OF POLYNOMIAL EQUATIONS AND SUM-NETWORKS

It was shown in [3] that for every directed acyclic network there exists a polynomial collection such that the network is scalar linear solvable over a finite field F if and only if the polynomials have a common root in F . More interestingly, the converse is also true [12]. It was shown in [12] that for any collection of polynomials having integer coefficients, there exist a directed acyclic network which is scalar linear solvable over F if and only if the polynomials have a common root in F . It is known that for any directed acyclic network, there exists a multiple-unicast network which is scalar linearly solvable if and only if the original network is scalar linear solvable [16]. It is then clear [12] that for any collection of polynomials having integer coefficients, there exists a directed acyclic multiple-unicast network which is scalar linear solvable over F if and only if the polynomials have a common root in F .

For a specific class of networks, for example multicast networks, there may not exist a network corresponding to any system of polynomial equations. For example, for the class of multicast networks, there is no network which is solvably equivalent to the polynomial equation $2X = 1$. This is because, the polynomial equation has a solution only over fields of characteristic not equal to 2. Whereas, if a multicast network is solvable over any field, then it is also solvable over large enough fields of characteristic 2.

We claim that the class of sum-networks is broad enough in the sense that for any system of integer polynomial equations, there exists a sum-network which is solvably equivalent under scalar linear coding. This is simply because, given a system of polynomial equations, one can construct a multiple-unicast network, or a Type I network in general, which is solvably equivalent to the polynomial equations under scalar linear coding. Then one can construct, using Construction C_1 or C_2 , a sum-network which is in turn scalar-linear solvably equivalent to the constructed multiple-unicast network. So, we have the following result.

Theorem 10: For any system of integer polynomial equations, there exists a sum-network which is scalar linear solvable over a finite field F if and only if the system of polynomial equations has a solution in F .

A. Two interesting special cases

If we consider a constant polynomial $P(x) = p_1 p_2 \dots p_l$ where p_1, p_2, \dots, p_l are some prime numbers, then the sum-network constructed by the method outlined above is shown in Fig. 10. Fig. 11 shows a much simpler network which is solvably equivalent to this polynomial. In both the figures, $m = p_1 p_2 \dots p_l + 2$. In fact, the simpler network (Fig. 11) can be shown to be solvably equivalent to the polynomial under vector linear network coding of any dimension.

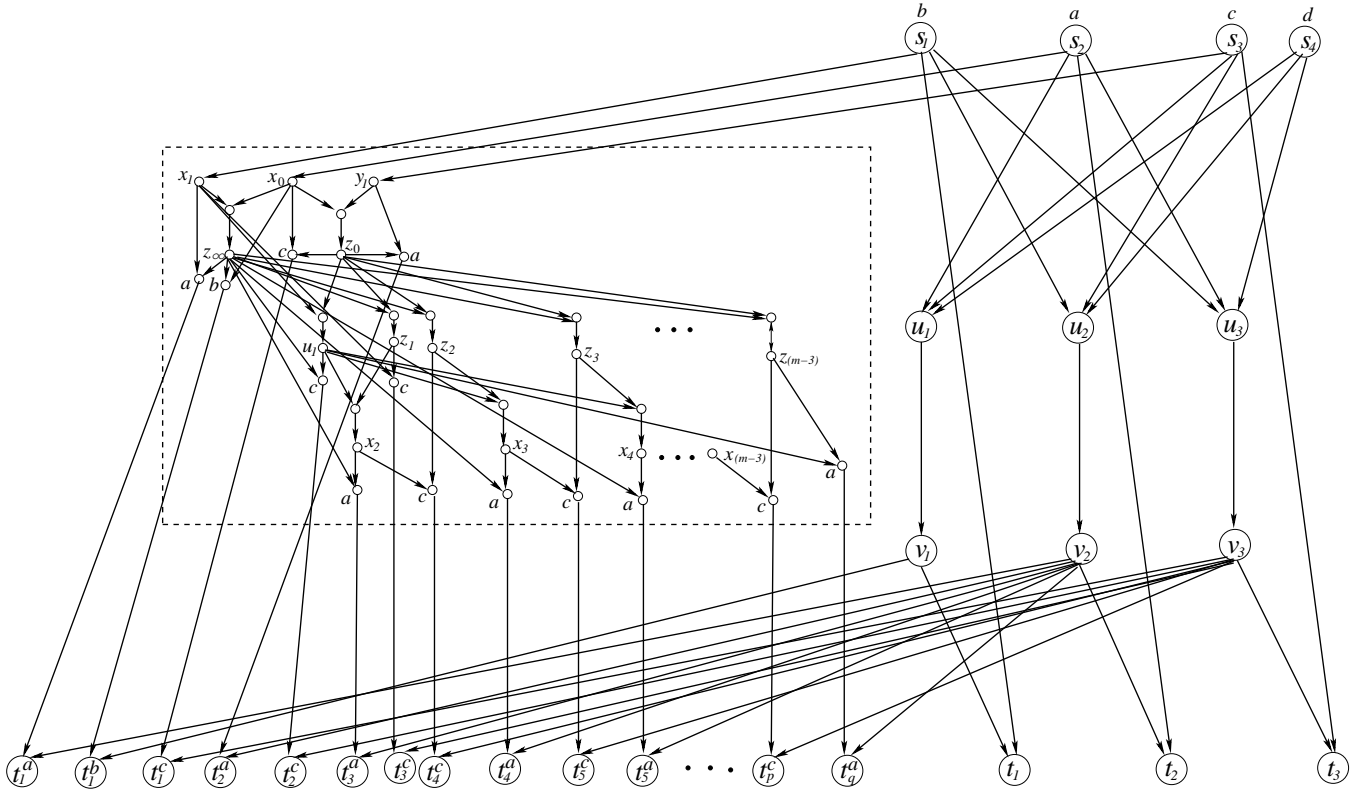


Fig. 10. A network for the polynomial $P(x) = p_1 p_2 \dots p_l$ obtained using Construction \mathbf{C}_2 .

Theorem 11: For any finite, possibly empty, set $\mathcal{P} = \{p_1, p_2, \dots, p_l\}$ of positive prime numbers, there exists a directed acyclic network of unit-capacity edges where it is possible to communicate the sum of the sources to all the terminals using scalar/vector linear network coding if and only if the characteristic of the alphabet field belongs to \mathcal{P} .

The proof is given in Appendix II.

Taking the empty set, we get the network \mathcal{S}_3 shown in Fig. 12. This is not solvable over any alphabet field for any vector dimension. This network was also found independently by Ramamoorthy and Langberg [31].

If we consider a polynomial of the form $P(x) = (p_1 p_2 \dots p_l)x - 1$ where p_1, p_2, \dots, p_l are some prime numbers, then Fig. 13 shows the network obtained by the method outlined before. Fig. 14 shows a simpler solvably equivalent network. In both the figures, $m = p_1 p_2 \dots p_l + 2$. Further, this simpler network can be shown to be solvably equivalent to the polynomial under vector linear network coding of any dimension.

Theorem 12: For any finite set $\mathcal{P} = \{p_1, p_2, \dots, p_l\}$ of positive prime numbers, there exists a directed acyclic sum-network of unit-capacity edges where for any positive integer n , the network is n -length vector linear solvable if and only if the characteristic of the alphabet field does not belong to \mathcal{P} .

The proof is given in Appendix III.

The polynomials in the above are very special in nature. Their solvability over a field F depends only on the characteristic of F . Only for such a system of polynomials, it is possible to find a network which is solvably equivalent under vector linear coding of any dimension. This is because, otherwise if the polynomials have a solution over a finite extension K of F even though they do not have any solution over F , then a scalar linear solvably equivalent network will have a scalar solution over K , but not over F . That implies that the network will have a vector solution over F of dimension $\dim_F K$ over F even though it does not have a scalar solution over F .

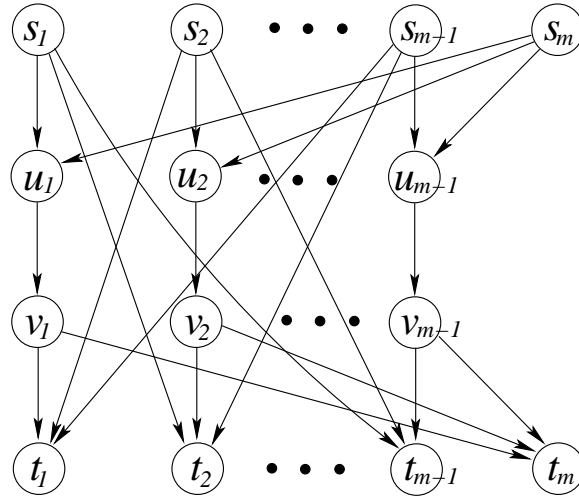


Fig. 11. The network \mathcal{S}_m

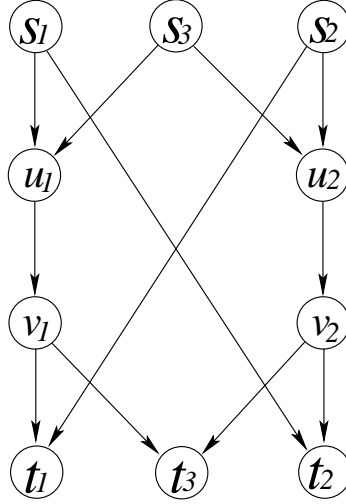


Fig. 12. A sum-network \mathcal{S}_3 which is not solvable under linear coding over any field and any vector dimension even though every source-terminal pair is connected

VI. REVERSIBILITY OF SUM-NETWORKS

Recall that, given a sum-network \mathcal{N} , its reverse network \mathcal{N}' is defined to be the network with the same set of vertices, the edges reversed keeping their capacities same, and the role of sources and terminals interchanged. It should be noted that since \mathcal{N} may have unequal number of sources and terminals, the number of sources (resp. terminals) in \mathcal{N} and that in \mathcal{N}' may be different. We will prove in this section that a sum-network has a (k, n) vector linear solution if and only if its reverse network has a (k, n) vector linear solution. First, in the following, for a given network code for a network, we construct a simple corresponding network code for the reverse network and investigate the properties of this new code.

We will represent a process generated at a source by an incoming edge at the source, and a process recovered at a terminal by an edge outgoing from the terminal. For any edge (or a source process or a process recovered at a terminal) e , let us denote the corresponding edge in the opposite direction in \mathcal{N}' by \tilde{e} . If e is a source process, then in \mathcal{N}' , \tilde{e} denotes a recovered process at that terminal, and vice versa. Consider any (k, n) vector linear code \mathcal{C} for \mathcal{N} . Let the local coding coefficient for any two adjacent edges e, e' be denoted by $\alpha_{e, e'}$. Note that the local coding coefficient for any two adjacent edges is a $n \times n$ matrix; for a source node, the local coding coefficient between a source process and an outgoing edge is a $n \times k$ matrix; and for a terminal node, the local coding coefficient between an incoming edge and a recovered process is a $k \times n$ matrix. Let us consider a path $P = e_1, e_2, \dots, e_t$ in \mathcal{N} , and the corresponding reverse path $\tilde{P} = \tilde{e}_t, \dots, \tilde{e}_2, \tilde{e}_1$ in \mathcal{N}' . In \mathcal{N} , e_1 may also denote a source process which

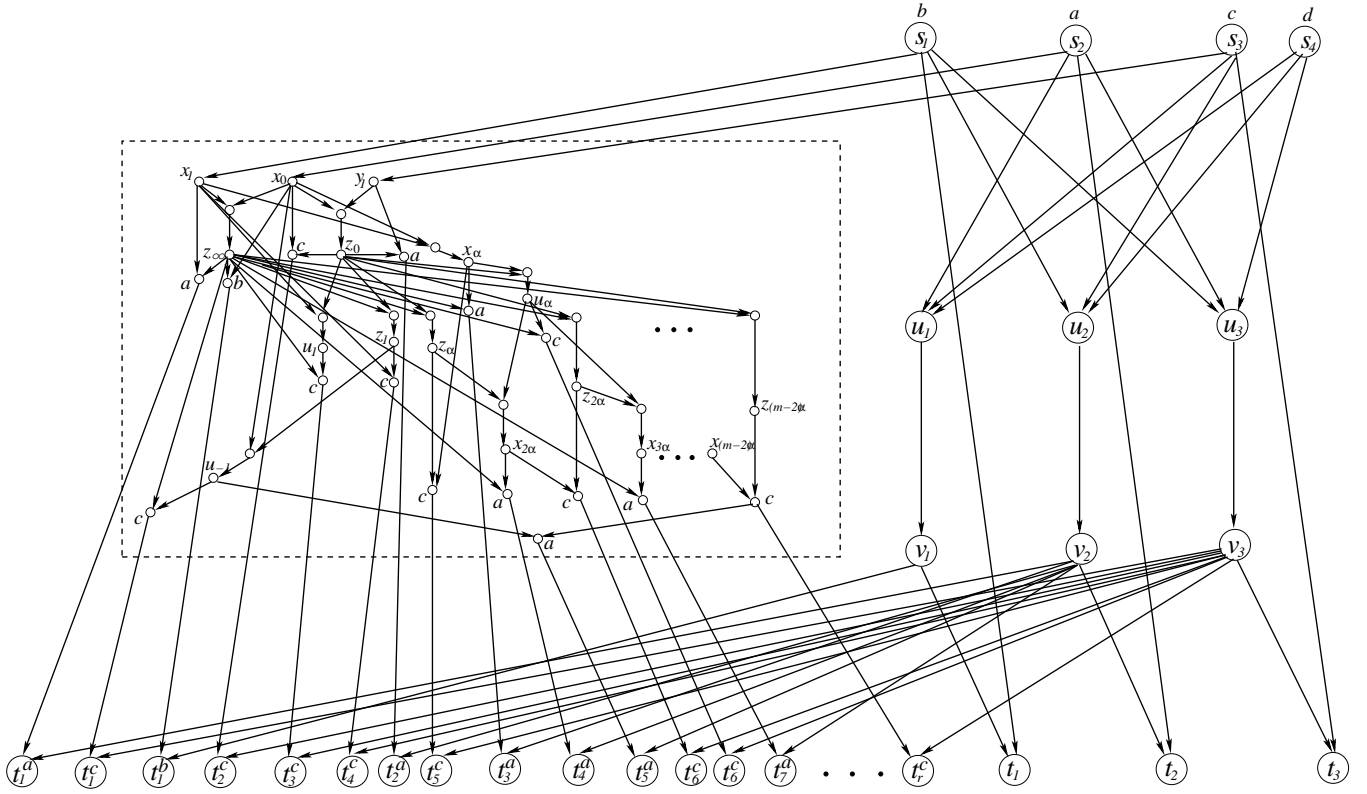


Fig. 13. A network for the polynomial $P(x) = (p_1 p_2 \dots p_l)x - 1$ obtained using construction C_2

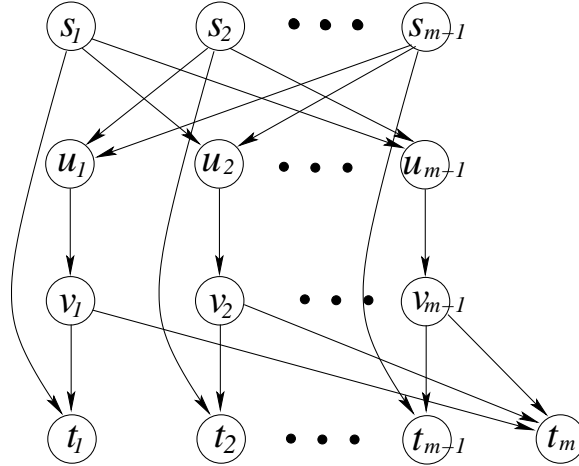


Fig. 14. The network S_m^*

is imagined as an incoming edge to the source, and e_t may be a recovered process at a terminal which is imagined as an outgoing edge from the terminal. The product $\alpha_{e_{t-1}, e_t} \dots \alpha_{e_2, e_3} \alpha_{e_1, e_2}$ is the gain G_P of this path. The gain G_P is a matrix of dimension $n \times n$ if both e_1 and e_t are internal edges of the network, $k \times n$ if e_1 is an internal edge and e_t is a recovered process at a terminal, and $n \times k$ if e_1 is a source process and e_t is an internal edge.

Consider the code C' for N' given by the local coding coefficients $\beta_{\tilde{e}', \tilde{e}} = \alpha_{e, e'}^T$, where ' T ' denotes transpose. We call this code as the *canonical reverse code* of C . Under this code, the path gain of \tilde{P} is

$$G_{\tilde{P}} = \alpha_{e_1, e_2}^T \alpha_{e_2, e_3}^T \dots \alpha_{e_{t-1}, e_t}^T = G_P^T. \quad (12)$$

This code can be shown to be the same as the *dual code* defined by Koetter et al. in [14]. They used this code to show the equivalence of linear solvability and reversibility of multiple-unicast networks and multicast-networks.

Though their suggested application for the reverse-multicast network was the centralized detection of an event sensed by exactly one of the many sensors deployed in an area, this is obviously a special application of the resulting sum-network. As explained below, this code also solves the reverse sum network if the original code provides a solution to the original sum-network.

Consider two cuts χ_1 and χ_2 in \mathcal{N} . The first cut may include edges to the sources which correspond to the source processes, and the second cut may include edges out of the terminals corresponding to the recovered processes. Let the edges in χ_1 and χ_2 be $e_{11}, e_{12}, \dots, e_{1r}$ and $e_{21}, e_{22}, \dots, e_{2l}$ respectively. The transfer matrix $T_{\chi_1\chi_2}$ between the two cuts relates the messages carried by the two cuts as

$$\begin{bmatrix} Y_{e_{21}} \\ Y_{e_{22}} \\ \vdots \\ Y_{e_{2l}} \end{bmatrix} = T_{\chi_1\chi_2} \begin{bmatrix} Y_{e_{11}} \\ Y_{e_{12}} \\ \vdots \\ Y_{e_{1r}} \end{bmatrix} \quad (13)$$

Note that for each i, j , $Y_{e_{ij}}$ is itself a column vector of dimension n or k depending on whether it is an internal edge or an edge for a source process or a process recovered at a terminal. The transfer matrix has appropriate dimension depending on the dimensions of the column vectors on the left hand side and right hand side. It is convenient to view $T_{\chi_1\chi_2}$ as a $l \times r$ matrix of blocks of appropriate sizes. The (i, j) -th block element of the matrix has dimension $\dim(Y_{e_{2i}}) \times \dim(Y_{e_{1j}})$. The (i, j) -th block is the sum of gains of all the paths in the network from e_{1j} to e_{2i} . By (12), each path gain is transposed in the reverse network under this code. So, it is clear that the transfer matrix from the cut χ_2 to the cut χ_1 for the code \mathcal{C}' for \mathcal{N}' is given by

$$\tilde{T}_{\chi_2\chi_1} = T_{\chi_1\chi_2}^T. \quad (14)$$

Consider a generic sum-network \mathcal{N} depicted in Fig. 15. Consider the cuts χ_s and χ_t shown in the figure. We call these cuts, the *source-cut* and the *terminal-cut* of the sum-network respectively. The transfer matrix from χ_s to χ_t is an $l \times m$ block matrix $T_{\chi_s\chi_t}$ with each block of size $k \times k$ over the alphabet field. It relates the vectors $\mathbf{X} = (X_1^T, X_2^T, \dots, X_m^T)^T$ and $\mathbf{R} = (R_1^T, R_2^T, \dots, R_l^T)^T$ as $\mathbf{R} = T_{\chi_s\chi_t} \mathbf{X}$. Here X_i, R_j are all column vectors of length k . The (i, j) -th element ('block' for vector linear coding) of the transfer matrix is the sum of the path gains of all paths from X_j to R_i . A (k, n) network code provides a rate k/n solution for the sum network if and only if this transfer matrix is the all-identity matrix, i.e., if

$$T_{\chi_s\chi_t} = \begin{bmatrix} I_k & I_k & \cdots & I_k \\ I_k & I_k & \cdots & I_k \\ \vdots & \vdots & \ddots & \vdots \\ I_k & I_k & \cdots & I_k \end{bmatrix}_{lk \times mk}. \quad (15)$$

Clearly transposition of this transfer matrix preserves the same structure. For a multiple unicast network on the other hand, a vector linear network code provides a (k, n) solution if and only if the transfer matrix between the source cut and the terminal cut is

$$T_{\chi_s\chi_t} = \begin{bmatrix} I_k & \mathbf{0}_k & \cdots & \mathbf{0}_k \\ \mathbf{0}_k & I_k & \cdots & \mathbf{0}_k \\ \vdots & \vdots & \ddots & \vdots \\ \mathbf{0}_k & \mathbf{0}_k & \cdots & I_k \end{bmatrix}_{mk \times mk}, \quad (16)$$

where $\mathbf{0}_k$ denotes the $k \times k$ all-zero matrix. This matrix is symmetric, and so is invariant under transposition.

Lemma 13: A sum-network \mathcal{N} has a (k, n) fractional vector linear solution if and only if the reverse network \mathcal{N}' also has a (k, n) fractional vector linear solution.

Proof: Consider a given (k, n) fractional vector linear solution for \mathcal{N} , By (14) and (15), the canonical reverse code for the reverse network \mathcal{N}' also gives a (k, n) fractional vector linear solution for \mathcal{N}' . ■

Theorem 14: A sum-network and its reverse network have the same fractional linear coding capacity.

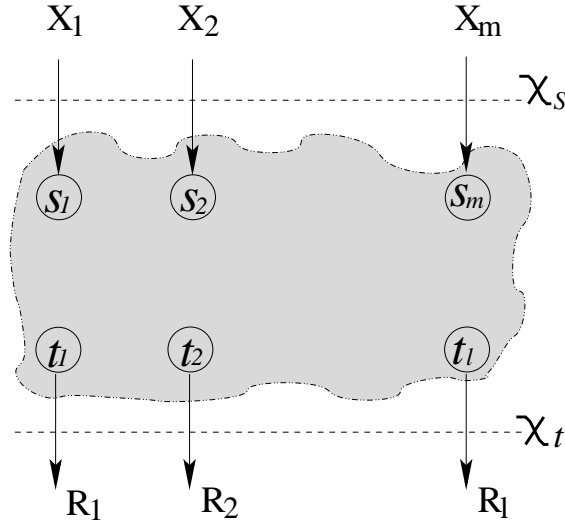


Fig. 15. The source-cut and the terminal-cut of a generic sum-network

As an alternative to the technique used in this section, one may view (k, n) fractional coding as scalar coding over the “fattened” network obtained by replacing each internal edge by n parallel edges, each link incoming to a source corresponding to a source process by k links signifying k symbols, and each link outgoing from a terminal corresponding to a recovered process by k links signifying k recovered symbols. Then again one may use the same transfer function approach to conclude the same results.

Lemma 13 shows that a sum-network and its reverse network are solvably equivalent under fractional vector linear coding. The same result also follows for multiple-unicast network from (14) and (16), and this was proved in [14], [15]. However, if non-linear coding is allowed, then it was shown in [16] that there exists a solvable multiple-unicast network (shown in the dashed box in Fig. 16) whose reverse multiple-unicast network is not solvable over any finite alphabet. The network in Fig. 16 is obtained by using Construction C_1 on this network. By the properties of Construction C_1 , Theorem 1 (ii) and (iv) to be precise, it follows that the network in Fig. 16 allows a nonlinear coding solution whereas its reverse sum-network does not have a solution. So, we have,

Theorem 15: There exists a solvable sum-network whose reverse network is not solvable over any finite alphabet.

VII. INSUFFICIENCY OF LINEAR NETWORK CODING FOR SUM-NETWORKS

It was shown in [10] that linear network coding may not be sufficient for Type I networks in the sense that a rate may be achievable by nonlinear coding even though the same rate may not be achievable by linear coding over any field of any vector dimension. The network presented in [10] is shown in the dashed box in Fig. 17. The top three nodes in this network generate the random processes a, b and c respectively. The terminal nodes shown in the lowermost layer demand the processes indicated in the figure. It was proved in [10] that for this network, there is a non-linear solution over the ternary alphabet even though there is no linear solution over any finite field for any vector dimension.

Fig. 17 shows the sum-network obtained by Construction C_2 from the network in the dashed box. By Theorem 4, this network has a nonlinear solution over F_3 , but it does not have any linear solution over any finite field and vector dimension. So over F_3 , rate 1 is achievable using nonlinear coding but not using linear coding.

This gives us the following result.

Theorem 16: There exists a solvable sum-network with the sum defined over a finite field which is not solvable using linear coding for any vector dimension.

It was also shown in [10] that the network in the dashed box in Fig. 17 is not solvable using linear network coding over any finite commutative ring R with identity, R -module, or by using more general forms of the linear network codes defined in [11]. The same results hold for the sum-network in Fig. 17.

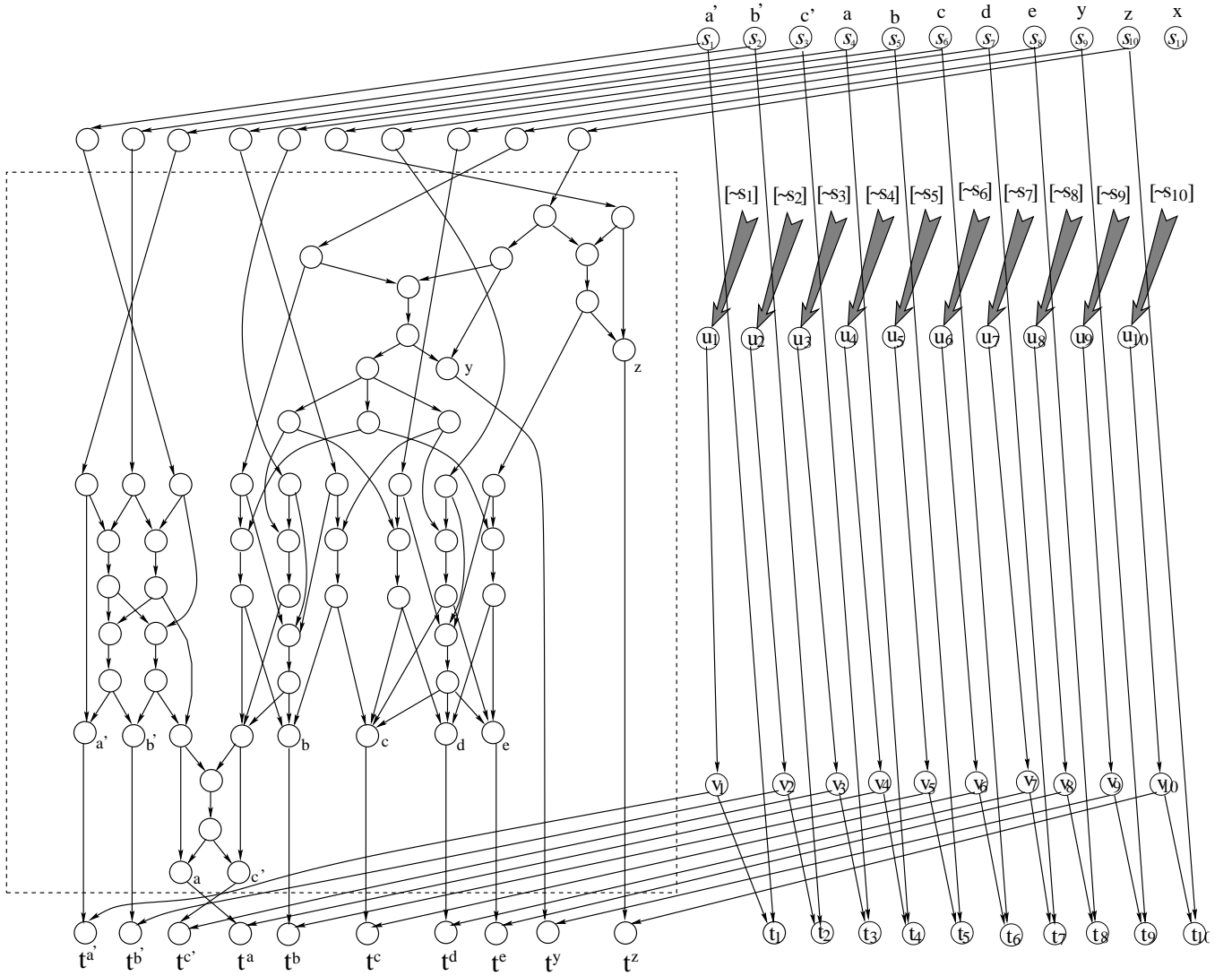


Fig. 16. A nonreversible sum-network \mathcal{N}_{10} . The fat arrows incoming to the nodes u_i denote connections from all the sources except s_i

VIII. UNACHIEVABILITY OF NETWORK CODING CAPACITY OF SUM-NETWORKS

It is known that the network coding capacity of a Type I network is independent of the alphabet [32]. It was shown in [13] that there exists a directed acyclic network whose network coding capacity is not achievable over any finite alphabet. In this section, we show that there also exists a sum-network whose network coding capacity is not achievable over any finite module over a commutative ring with identity. We start with the following obvious observation.

Lemma 17: The network coding capacity of a sum-network is upper bounded by the minimum of min-cuts of all the source-terminal pairs.

Now consider the sum-network shown in Fig. 18. The network in the dashed box is taken from [13]. It was shown in [13] that the network coding capacity of this network in the dashed box is 1 and is not achievable. The sum-network in Fig. 18 is constructed from this network using the construction method C_2 . By Theorem 4, the coding capacity of the sum-network over any field is 1. On the other hand, by Theorem 4 Part (ii), rate 1 is not achievable for the sum-network over any field. This gives the following theorem.

Theorem 18: There exists a sum-network whose network coding capacity is not achievable.

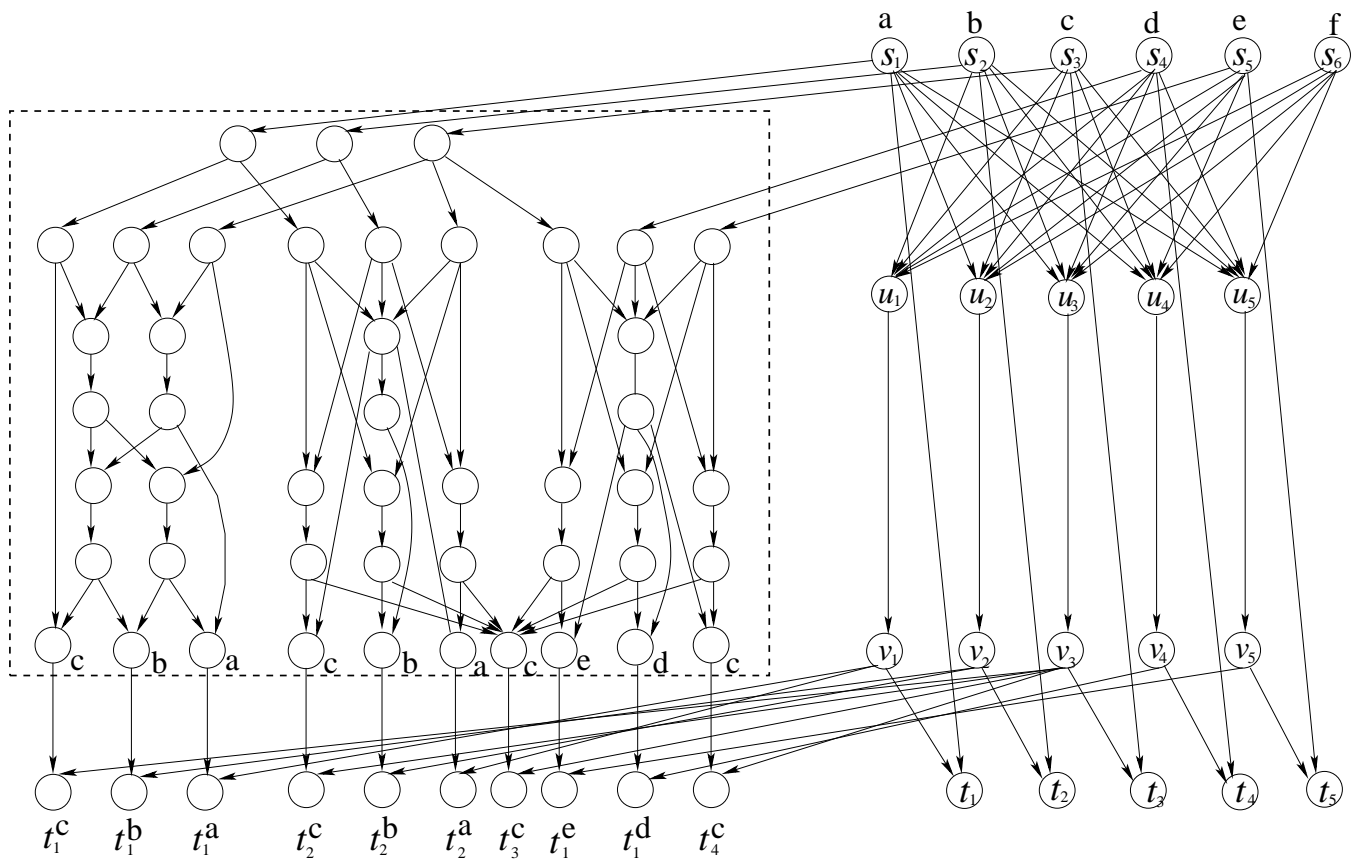


Fig. 17. A sum-network for which linear coding is insufficient

IX. DISCUSSION

The results in this paper show that sum-networks is as broad a class of networks as Type I networks. The solvably equivalent constructions of various types of networks from other networks enabled proving similar results, e.g., equivalence with polynomial systems, unachievability of capacity, insufficiency of linear coding, non-reversibility about sum-networks by using known similar results on Type I networks. These constructions also prove the difficulty of designing network codes for sum-networks from similar results on Type I networks.

X. ACKNOWLEDGMENT

The authors thank Kenneth Zeger for his feedback on an earlier version of this work and particularly for pointing out other works of similar flavour. The authors would like to thank Muriel Médard for bringing [14] to their attention and pointing out a possible connection with the code-construction for the reverse network in Section VI. This work was supported in part by Tata Teleservices IIT Bombay Center of Excellence in Telecomm (TICET).

REFERENCES

- [1] R. Ahlswede, N. Cai, S.-Y. R. Li, and R. W. Yeung. Network information flow. *IEEE Trans. Inform. Theory*, 46(4):1204–1216, 2000.
- [2] S.-Y. R. Li, R. W. Yeung, and N. Cai. Linear network coding. *IEEE Trans. Inform. Theory*, 49(2):371–381, 2003.
- [3] R. Koetter and M. Médard. An algebraic approach to network coding. *IEEE/ACM Transactions on Networking*, 11(5):782–795, 2003.
- [4] Sidharth Jaggi, P. Sanders, P. A. Chou, M. Effros, S. Egner, K. Jain, and L. Tolhuizen. Polynomial time algorithms for multicast network code construction. *IEEE Trans. Inform. Theory*, 51(6):1973–1982, 2005.
- [5] T. Ho, R. Koetter, M. Médard, M. Effros, J. Shi, and D. Karger. A random linear network coding approach to multicast. *IEEE Trans. Inform. Theory*, 52(10):4413–4430, 2006.
- [6] A. Rasala Lehman and E. Lehman. Complexity classification of network information flow problems. In *Proceedings of 41st Annual Allerton Conference on Communication, Control, and Computing*, Monticello, IL, October 2003.
- [7] Michael Langberg and A. Sprintson. On the hardness of approximating the network coding capacity. In *Proceedings of IEEE International Symposium on Information Theory*, Toronto, Canada, 2008.

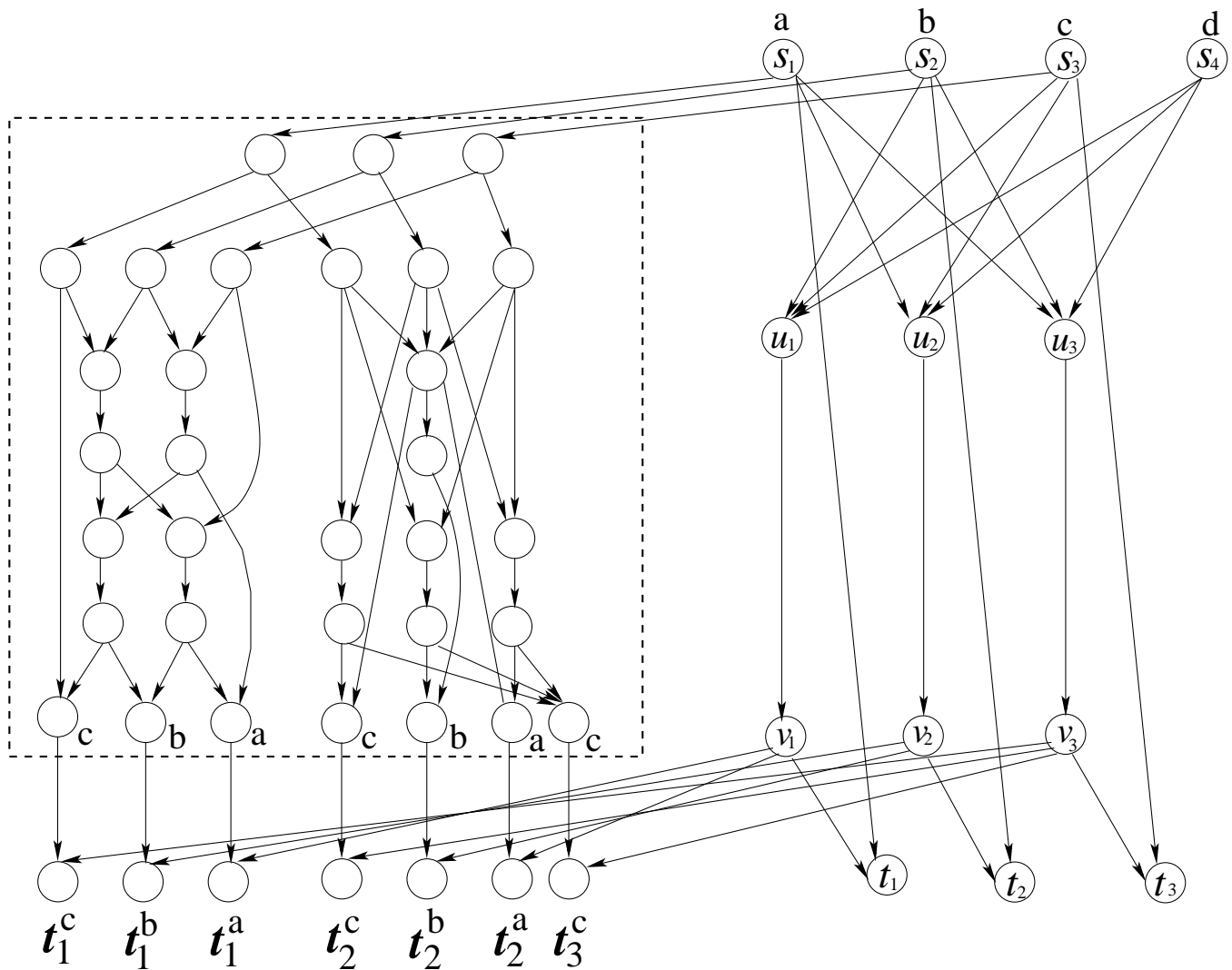


Fig. 18. A sum-network whose network coding capacity is unachievable

- [8] M. Médard, M. Effros, T. Ho, and D. Karger. On coding for nonmulticast networks. In *Proceedings of 41st Annual Allerton Conference on Communication, Control, and Computing*, Monticello, IL, October 2003.
- [9] S. Riis. Linear versus nonlinear boolean functions in network flow. In *Proceedings of 38th Annual Conference on Information Sciences and Systems*, Princeton, NJ, March 2004.
- [10] R. Dougherty, C. Freiling, and K. Zeger. Insufficiency of linear coding in network information flow. *IEEE Trans. Inform. Theory*, 51(8):2745–2759, 2005.
- [11] Sidharth Jaggi, M. Effros, T. Ho, and M. Médard. On linear network coding. In *Proceedings of 42nd annual allerton conference on communication, control, and computing*, Monticello, IL, Bangalore, India, October 2006.
- [12] R. Dougherty, C. Freiling, and K. Zeger. Linear network codes and systems of polynomial equations. *IEEE Trans. Inform. Theory*, 54(5):2303–2316, 2008.
- [13] Randall Dougherty, C. Freiling, and Kenneth Zeger. Unachievability of network coding capacity. *IEEE Trans. Inform. Theory*, 52(6):2365–2372, 2006.
- [14] R. Koetter, M. Effros, T. Ho, and M. Médard. Network codes as codes on graphs. In *Proceedings of the 38th annual conference on information sciences and systems (CISS)*, 2004.
- [15] Soren Riis. Reversible and irreversible information networks. In *IEEE Trans. Inform. Theory*, number 11, pages 4339–4349, 2007.
- [16] Randall Dougherty and Kenneth Zeger. Nonreversibility and equivalent constructions of multiple-unicast networks. *IEEE Trans. Inform. Theory*, 52(11):5067–5077, 2006.
- [17] J. Körner and K. Marton. How to encode the modulo-two sum of binary sources. *IEEE Trans. Inform. Theory*, 25(2):219–221, 1979.
- [18] T. S. Han and K. Kobayashi. A dichotomy of functions $f(x, y)$ of correlated sources (x, y) . *IEEE Trans. Inform. Theory*, 33(1):69–86, 1987.
- [19] Alon Orlitsky and J. R. Roche. Coding for computing. *IEEE Trans. Inform. Theory*, 47(3):903–917, 2001.
- [20] H. Feng, M. Effros, and S. A. Savari. Functional source coding for networks with receiver side information. In *Proceedings of the Allerton Conference on Communication, Control, and Computing*, September 2004.

- [21] Dinesh Krithivasan and S. Sandeep Pradhan. An achievable rate region for distributed source coding with reconstruction of an arbitrary function of the sources. In *Proceedings of IEEE International Symposium on Information Theory*, pages 56–60, Toronto, Canada, 2008.
- [22] J. N. Tsitsiklis. Decentralized detection by a large number of sensors. *Mathematics of Control, Signals and Systems*, 1(2):167–182, 1988.
- [23] R. G. Gallager. Finding parity in a simple broadcast network. *IEEE Trans. Inform. Theory*, 34:176–180, 1988.
- [24] A. Giridhar and P. R. Kumar. Computing and communicating functions over sensor networks. *IEEE J. Select. Areas Commun.*, 23(4):755–764, 2005.
- [25] Y. Kanoria and D. Manjunath. On distributed computation in noisy random planar networks. In *Proceedings of ISIT, Nice, France*, 2008.
- [26] S. Boyd, A. Ghosh, B. Prabhakar, and D. Shah. Gossip algorithms: design, analysis and applications. In *Proceedings of IEEE INFOCOM*, pages 1653–1664, 2005.
- [27] Aditya Ramamoorthy. Communicating the sum of sources over a network. In *Proceedings of ISIT, Toronto, Canada, July 06-11*, pages 1646–1650, 2008.
- [28] Michael Langberg and A. Ramamoorthy. Communicating the sum of sources in a 3-sources/3-terminals network. In *Proceedings of IEEE International Symposium on Information Theory*, Seoul, Korea, 2009.
- [29] N. Karamchandani R. Appuswamy, M. Franceschetti and K. Zeger. Network computing capacity for the reverse butterfly network. In *Proceedings of IEEE International Symposium on Information Theory*, Seoul, Korea, 2009.
- [30] N. Karamchandani R. Appuswamy, M. Franceschetti and K. Zeger. Network coding for computing. In *Proceedings of Annual Allerton Conference*, UIUC, Illinois, USA, year =.
- [31] Aditya Ramamoorthy and Michael Langberg. 2008. personal communication.
- [32] J. Cannons, R. Dougherty, C. Freiling, and K. Zeger. Network routing capacity. *IEEE Trans. Inform. Theory*, 52(3):777–788, 2006.

APPENDIX I

PROOF OF THEOREM 1

Proof of part (i) First we prove that if the multiple-unicast network \mathcal{N}_1 is k -length vector linear solvable over F then the sum-network \mathcal{N}_2 is also k -length vector linear solvable over F . Let us consider a k -length vector linear solution of \mathcal{N}_1 over F . Using such a network code, for every $i = 1, \dots, m$, z_i can recover X_i and forward through the edge (z_i, t_{L_i}) . We now extend the code for \mathcal{N}_1 to a k -length vector linear code for \mathcal{N}_2 by taking all the local coding coefficients and decoding coefficients at the terminals in the rest of the network to be $k \times k$ identity matrices. Clearly this gives a required solution for \mathcal{N}_2 .

Now, we prove the converse. We assume that the edge (z_i, t_{L_i}) carries a linear combination of the source symbol vectors (X_1, X_2, \dots, X_m) , i.e., $Y_{(z_i, t_{L_i})} = \sum_{j=1}^m \beta_j^i X_j$ for $1 \leq i \leq m$ where $\beta_j^i \in F^{k \times k}$. We note that s_{m+1} has no edge coming to the network \mathcal{N}_1 . So, each edge (z_i, t_{L_i}) , for $1 \leq i \leq m$, can not have any contribution from the source symbol vector X_{m+1} .

We denote the symbol carried by the edge e by Y_e as in (4) and (5). For brevity, we denote the decoded symbols at the terminal nodes t_{L_i} and t_{R_i} for $i = 1, \dots, m$ by R_{L_i} and R_{R_i} respectively.

Without loss of generality, we assume that

$$\begin{aligned} Y_{(u_i, v_i)} &= Y_{(v_i, t_{L_i})} = Y_{(v_i, t_{R_i})} \text{ for } 1 \leq i \leq m, \\ \text{and } Y_{(s_i, w_i)} &= X_i \text{ for } 1 \leq i \leq m. \end{aligned}$$

The message vectors carried by different edges and the corresponding local coding coefficients are as following.

$$Y_{(s_{m+1}, u_j)} = \alpha_{m+1,j} X_{m+1} \text{ for } 1 \leq j \leq m, \quad (17a)$$

$$Y_{(s_i, u_j)} = \alpha_{i,j} X_i \text{ for } 1 \leq i, j \leq m, i \neq j, \quad (17b)$$

$$Y_{(s_i, t_{R_i})} = \alpha_{i,i} X_i \text{ for } 1 \leq i \leq m, \quad (17c)$$

$$Y_{(u_i, v_i)} = \sum_{\substack{j=1 \\ j \neq i}}^{m+1} \beta_{j,i} Y_{(s_j, u_i)} \text{ for } 1 \leq i \leq m, \quad (17d)$$

$$Y_{(z_i, t_{L_i})} = \sum_{j=1}^m \beta_j^i X_j \text{ for } 1 \leq i \leq m. \quad (17e)$$

The decoded symbols at the terminals are as following.

$$R_{L_i} = \gamma_{i,L} Y_{(z_i, t_{L_i})} + \gamma'_{i,L} Y_{(v_i, t_{L_i})} \text{ for } 1 \leq i \leq m, \quad (18a)$$

$$R_{R_i} = \gamma_{i,R} Y_{(s_i, t_{R_i})} + \gamma'_{i,R} Y_{(v_i, t_{R_i})} \text{ for } 1 \leq i \leq m. \quad (18b)$$

Here all the coding coefficients are $k \times k$ matrices over F , and the symbol vectors carried by the edges $Y_{(.,.)}$ are length k vectors over F .

Without loss of generality, we assume that

$$\alpha_{m+1,i} = \alpha_{i,j} = I \text{ for } 1 \leq i, j \leq m.$$

where I denotes the $k \times k$ identity matrix.

From (17) and (18), we have

$$R_{L_i} = \gamma_{i,L} \sum_{j=1}^m \beta_j^i X_j + \gamma'_{i,L} \sum_{\substack{j=1 \\ j \neq i}}^{m+1} \beta_{j,i} X_j \text{ for } 1 \leq i \leq m, \quad (19a)$$

$$R_{R_i} = \gamma_{i,R} X_i + \gamma'_{i,R} \sum_{\substack{j=1 \\ j \neq i}}^{m+1} \beta_{j,i} X_j \text{ for } 1 \leq i \leq m. \quad (19b)$$

By assumption all the terminal nodes can recover the sum of source symbol vectors, i.e. $R_{L_i} = R_{R_i} = \sum_{j=1}^{m+1} X_j$ for $1 \leq i \leq m$. So (19) implies

$$\gamma'_{i,L} \beta_{m+1,i} = I \text{ for } 1 \leq i \leq m, \quad (20a)$$

$$\gamma_{i,L} \beta_i^i = I \text{ for } 1 \leq i \leq m, \quad (20b)$$

$$\gamma_{i,L} \beta_j^i + \gamma'_{i,L} \beta_{j,i} = I \text{ for } i, j = 1, 2, \dots, m, j \neq i, \quad (20c)$$

$$\gamma_{i,R} = I \text{ for } 1 \leq i \leq m, \quad (20d)$$

$$\gamma'_{i,R} \beta_{m+1,i} = I \text{ for } 1 \leq i \leq m, \quad (20e)$$

$$\gamma'_{i,R} \beta_{j,i} = I \text{ for } i, j = 1, 2, \dots, m, j \neq i. \quad (20f)$$

All the coding matrices in (20a), (20b), (20d), (20e) and (20f) are invertible since the right hand side of the equations are the identity matrices. Eq. (20a) and (20e) together imply

$$\gamma'_{i,L} = \gamma'_{i,R} \text{ for } 1 \leq i \leq m. \quad (21)$$

By (20f) and (21), we have

$$\gamma'_{i,L} \beta_{j,i} = I \text{ for } 1 \leq i, j \leq m, j \neq i. \quad (22)$$

By (20c) and (22), we have

$$\gamma_{i,L} \beta_j^i = \mathbf{0} \text{ for } 1 \leq i, j \leq m, j \neq i, \quad (23)$$

where $\mathbf{0}$ denotes the all-zero $k \times k$ matrix.

Since $\gamma'_{i,L}$ is invertible by (20b), $\beta_j^i = 0$ for $1 \leq i, j \leq m, j \neq i$. By (20b), $\beta_i^i = 0$ is an invertible matrix for $1 \leq i \leq m$. So, we conclude that for every $i = 1, \dots, m$, $Y_{z_i, t_{L_i}} = \beta_i^i X_i$, i.e., the edge $Y_{(z_i, t_{L_i})}$ carries only a scaled version of X_i . This implies that for every $i = 1, \dots, m$, node z_i recovers X_i ; which in turn implies that the multiple-unicast network \mathcal{N}_1 is k -length vector linear solvable over F . This completes the proof of Part (i).

Proof of part (ii) Now we consider the case when nodes are allowed to do non-linear network coding, i.e., nodes can send any function of the incoming symbols on an outgoing edge. For the forward part, let us assume that \mathcal{N}_1 has a non-linear solution over G . Using such a network code, for every $i = 1, \dots, m$, z_i can recover X_i and forward through the edge (z_i, t_{L_i}) . We now extend the code for \mathcal{N}_1 to a network code for \mathcal{N}_2 where each intermediate/terminal node adds all the incoming messages to compute any outgoing or recovered message. Clearly this gives a required solution for \mathcal{N}_2 .

Now we prove the “only if” part. Let R_{L_i} and R_{R_i} denote the symbols computed at the terminal nodes t_{L_i} and t_{R_i} respectively.

The symbols carried by different edges are as described below.

Without loss of generality, we assume

$$\begin{aligned}
Y_{(s_j, u_i)} &= X_j \text{ for } 1 \leq i, j \leq m, j \neq i, \\
Y_{(s_{m+1}, u_i)} &= X_{m+1} \text{ for } 1 \leq i \leq m, \\
Y_{(s_i, t_{R_i})} &= X_i \text{ for } 1 \leq i \leq m, \\
Y_{(s_i, w_i)} &= X_i \text{ for } 1 \leq i \leq m, \\
Y_{(u_i, v_i)} &= Y_{(v_i, t_{L_i})} = Y_{(v_i, t_{R_i})} \text{ for } 1 \leq i \leq m.
\end{aligned}$$

Further, we assume that

$$Y_{(u_i, v_i)} = f_1^i(X_i, \dots, X_{i-1}, X_{i+1}, \dots, X_m, X_{m+1}) \text{ for } 1 \leq i \leq m, \quad (24a)$$

$$Y_{(z_i, t_{L_i})} = f_2^i(X_1, \dots, X_{i-1}, X_i, X_{i+1}, \dots, X_m) \text{ for } 1 \leq i \leq m. \quad (24b)$$

The decoded symbols at the terminals are given by.

$$R_{R_i} = g_1^i(Y_{(v_i, t_{R_i})}, Y_{(s_i, t_{R_i})}), \quad (25a)$$

$$R_{L_i} = g_2^i(Y_{(v_i, t_{L_i})}, Y_{(z_i, t_{L_i})}). \quad (25b)$$

Here all the symbols carried by the links $Y_{(\cdot, \cdot)}$ are symbols from G .

We need to show that for every $i = 1, 2, \dots, m$, communicating the sum of source symbols to the terminals t_{L_i} and t_{R_i} is possible only if f_2^i is an 1-1 function only of the symbol X_i and it does not depend on the other variables.

By (25), for every $i = 1, 2, \dots, m$, functions f_1^i, f_2^i, g_1^i and g_2^i must satisfy the following conditions.

$$g_1^i(f_1^i, X_i) = X_1 + \dots + X_{i-1} + X_i + X_{i+1} + \dots + X_m + X_{m+1}, \quad (26a)$$

$$g_2^i(f_1^i, f_2^i) = X_1 + \dots + X_{i-1} + X_i + X_{i+1} + \dots + X_m + X_{m+1}. \quad (26b)$$

Now we prove the following claims for the functions $g_1^i, g_2^i, f_1^i, f_2^i$ for $1 \leq i \leq m$.

Claim 1: For every $i = 1, 2, \dots, m$, f_1^i is bijective on each variable X_j , for $1 \leq j \leq m+1, j \neq i$, when the other variables are fixed.

Proof: Let us consider any $j \neq i$. For any fixed values of $\{X_k | k \neq j\}$, (26a) implies that $g_1^i(f_1^i(\cdot, X_j, \cdot), \cdot)$ is a bijective function of X_j . This in turn implies that f_1^i is a bijective function of X_j for fixed values of the other variables.

Claim 2: For every $i = 1, 2, \dots, m$, $g_1^i(\cdot, \cdot)$ is bijective on each argument for any fixed value of the other argument.

Proof: For any element of G , by claim 1, there exists a set of values for $\{X_j | j \neq i\}$ so that the first argument $f_1^i(\cdot)$ of g_1^i takes that value. For such a set of fixed values of $\{X_j | j \neq i\}$, $g_1^i(\cdot, X_i)$ is a bijective function of X_i by (26a). Now, consider any $j \neq i$ and fix some values for $\{X_k | k \neq j\}$. Again by (26a), $g_1^i(f_1^i(\cdot, X_j, \cdot), \cdot)$ is a bijective function of X_j . This implies that g_1^i is a bijective function of its first argument for any fixed value of the second argument.

Claim 3: For every $i = 1, 2, \dots, m$, f_1^i is symmetric, i.e., interchanging the values of any two variables in its arguments does not change the value of f_1^i .

Proof: For some fixed values of all the arguments of f_1^i , suppose the value of f_1^i is c_1 . We also fix the value of X_i as c_2 . Suppose $g_1^i(c_1, c_2) = c_3$. Now we interchange the values of the variables X_j and X_k where $j \neq i \neq k$. Then it follows from Claim 2 and (26a) that the value of f_1^i must remain the same.

Claim 4: For every $i = 1, 2, \dots, m$, f_2^i is a bijective function of X_i for any fixed values of $\{X_j | j = 1, 2, \dots, m, j \neq i\}$.

Proof: For any fixed values of $\{X_j | j = 1, 2, \dots, m, j \neq i\}$ and X_{m+1} , $g_2^i(\cdot, f_2^i(\cdot, X_i, \cdot))$ is a bijective function of X_i by equation (26b). This implies that f_2^i is a bijective function of X_i for any fixed values of the other arguments.

Claim 5: For every $i = 1, 2, \dots, m$, $g_2^i(\cdot, \cdot)$ is bijective on each argument for any fixed value of the other argument.

Proof: By equation (26b), $g_2^i(f_1^i(\cdot, X_{m+1}), f_2^i(\cdot))$ and $g_2^i(f_1^i(\cdot), f_2^i(\cdot, X_i, \cdot))$ are both bijective functions of X_{m+1} and X_i respectively for any fixed values of the omitted variables. This implies that g_2^i is a bijective function of the first and the second argument for the other argument fixed.

Now to prove that for every $i = 1, 2, \dots, m$, the value of $f_2^i(X_1, \dots, X_m)$ does not depend on $\{X_j | j = 1, \dots, m; j \neq i\}$, it is sufficient to prove that for any set of fixed values $X_1 = a_1, \dots, X_m = a_m$, changing the value of X_j ($j \neq i$) to any $b_j \in G$ does not change the value of f_2^i . Let us assign $X_{m+1} = b_j$. By (26b), the value of g_2^i does not change by interchanging the values of X_j and X_{m+1} . Also, the value of f_1^i does not change by this interchange by Claim 3. So, by Claim 5, the value of f_2^i also does not change by this change of value of X_j from a_j to b_j .

Now using Claim 4, it follows that f_2^i is a bijective function of only the variable X_i . This completes the proof of part (ii) of the theorem.

Proof of part (iii) First we prove that if the network \mathcal{N}'_1 is k -length vector linear solvable over F then the network \mathcal{N}'_2 is also k -length vector linear solvable. Let us consider a k -length vector linear solution of \mathcal{N}'_1 over F . Using such a network code, for every $i = 1, \dots, m$, w_i can recover X_{L_i} and forward through the edge (w_i, s_i) . We now extend the code for \mathcal{N}'_1 to a k -length vector linear code for \mathcal{N}'_2 by taking all the local coding coefficient matrices and decoding coefficient matrices at the terminals in the rest of the network \mathcal{N}'_2 to be $k \times k$ identity matrices over F . Clearly this gives a required solution for \mathcal{N}'_2 .

Now, we prove the “only if” part. We assume that for every $i = 1, 2, \dots, m$, the edge (w_i, s_i) carries a linear combination

$$Y_{(w_i, s_i)} = \sum_{j=1}^m \beta_{i,j} X_{L_j}, \quad (27)$$

where $\beta_{i,j} \in F^{k \times k}$.

Without loss of generality, we assume that

$$Y_{(v_j, u_j)} = Y_{(u_j, s_{m+1})} = Y_{(u_j, s_i)} \text{ for } 1 \leq j, i \leq m, j \neq i.$$

The message vectors carried by different edges and the corresponding local coding coefficients are as below.

$$Y_{(t_{L_j}, z_j)} = \alpha'_{L,j} X_{L_j} \text{ for } 1 \leq j \leq m, \quad (28a)$$

$$Y_{(t_{L_j}, v_j)} = \alpha_{L,j} X_{L_j} \text{ for } 1 \leq j \leq m, \quad (28b)$$

$$Y_{(t_{R_j}, v_j)} = \alpha_{R,j} X_{R_j} \text{ for } 1 \leq j \leq m, \quad (28c)$$

$$Y_{(t_{R_j}, s_j)} = \alpha_j X_{R_j}, \text{ for } 1 \leq j \leq m, \quad (28d)$$

$$Y_{(v_j, u_j)} = \beta_{L,j} Y_{(t_{L_j}, v_j)} + \beta_{R,j} Y_{(t_{R_j}, v_j)} \text{ for } 1 \leq j \leq m. \quad (28e)$$

For $1 \leq i \leq m+1$, the decoded symbols R_i at the terminals s_i are the following.

$$R_i = \sum_{\substack{j=1 \\ j \neq i}}^m \gamma_{j,i} Y_{(u_j, s_i)} + \gamma_{i,i} Y_{(t_{R_i}, s_i)} + \gamma_i Y_{(w_i, s_i)} \text{ for } 1 \leq i \leq m, \quad (29a)$$

$$R_{m+1} = \sum_{j=1}^m \gamma_{j,m+1} Y_{(u_j, s_{m+1})}. \quad (29b)$$

Here all the coding coefficients and decoding coefficients are $k \times k$ matrices over F , and the message vectors carried by the links $Y_{(.,.)}$ are k -length vectors over F .

Without loss of generality, we assume that

$$\alpha'_{L,j} = \alpha_{L,j} = \alpha_{R,j} = \alpha_j = I \text{ for } 1 \leq j \leq m,$$

where I denotes the $k \times k$ identity matrix.

By (28) and (29), we have

$$R_i = \left(\sum_{\substack{j=1 \\ j \neq i}}^m \gamma_{j,i} (\beta_{L,j} X_{L_j} + \beta_{R,j} X_{R_j}) + \gamma_{i,i} X_{R_i} \right) + \gamma_i \sum_{j=1}^m \beta_{i,j} X_{L_j} \text{ for } 1 \leq i \leq m, \quad (30a)$$

$$\text{and } R_{m+1} = \sum_{j=1}^m \gamma_{j,m+1} (\beta_{L,j} X_{L_j} + \beta_{R,j} X_{R_j}). \quad (30b)$$

By assumption, all the terminals recover the sum of the symbols available at all the sources, i.e., for every $i = 1, 2, \dots, m$,

$$R_i = R_{m+1} = \sum_{j=1}^m (X_{L_j} + X_{R_j}). \quad (31)$$

By (30) and (31), we have

$$\gamma_{i,i} = I \text{ for } 1 \leq i \leq m, \quad (32a)$$

$$\gamma_{j,m+1}\beta_{L,j} = \gamma_{j,m+1}\beta_{R,j} = I \text{ for } 1 \leq j \leq m, \quad (32b)$$

$$\gamma_{j,i}\beta_{R,j} = I \text{ for } 1 \leq i, j \leq m, j \neq i, \quad (32c)$$

$$\gamma_{j,i}\beta_{L,j} + \gamma_i\beta_{i,j} = I \text{ for } 1 \leq i, j \leq m, j \neq i, \quad (32d)$$

$$\gamma_i\beta_{i,i} = I \text{ for } 1 \leq i \leq m. \quad (32e)$$

All the coding matrices in (32a), (32b), (32c) and (32e) are invertible since the right hand side of the equations are the identity matrix. Equations (32b), (32c) and (32d) imply

$$\gamma_i\beta_{i,j} = \mathbf{0} \text{ for } 1 \leq i, j \leq m, j \neq i, \quad (33)$$

where $\mathbf{0}$ is the $k \times k$ all-zeros matrix.

Since γ_i is an invertible matrix by (32e) for $1 \leq i \leq m$, we have

$$\beta_{i,j} = \mathbf{0} \text{ for } 1 \leq i, j \leq m, j \neq i. \quad (34)$$

So, for every $i = 1, 2, \dots, m$, the edge (w_i, s_i) must carry only a scaled version of X_{L_i} , which is possible only if the reverse multiple-unicast network \mathcal{N}'_1 is solvable over F . Further, a $k \times k$ vector linear solution of \mathcal{N}'_2 also gives a $k \times k$ vector linear solution of \mathcal{N}'_1 as a part of it. This completes the proof of part (iii).

Proof of part (iv) First we prove that if the reverse multiple-unicast network \mathcal{N}'_1 is solvable over G , then the sum-network \mathcal{N}'_2 is also solvable. Consider any solution, possibly nonlinear, of \mathcal{N}'_1 over G . Using such a network code, for every $i = 1, \dots, m$, w_i can recover X_{L_i} and forward it on the edge (w_i, s_i) . We now extend the code for \mathcal{N}'_1 to a network code for \mathcal{N}'_2 where each intermediate/terminal node adds all the incoming messages to compute any outgoing or recovered message. Clearly this gives a required solution for \mathcal{N}'_2 .

Now we prove the converse. Consider any network code over G for \mathcal{N}'_2 where the terminal s_i computes

$$R_i = \sum_{i=1}^m (X_{L_i} + X_{R_i}) \text{ for } i = 1, 2, \dots, m+1. \quad (35)$$

The messages carried by different edges are as below.

Without loss of generality, we assume that

$$Y_{(v_i, u_i)} = Y_{(u_i, s_j)} \text{ for } 1 \leq i \leq m, \quad 1 \leq j \leq m+1, i \neq j. \quad (36a)$$

$$Y_{(t_{R_i}, s_i)} = X_{R_i} \text{ for } 1 \leq i \leq m, \quad (36b)$$

$$Y_{(t_{L_i}, v_i)} = X_{L_i} \text{ for } 1 \leq i \leq m, \quad (36c)$$

$$Y_{(t_{R_i}, v_i)} = X_{R_i} \text{ for } 1 \leq i \leq m. \quad (36d)$$

We further assume that

$$Y_{(v_i, u_i)} = f_i(X_{L_i}, X_{R_i}) \text{ for } 1 \leq i \leq m, \quad (36e)$$

$$Y_{(w_i, s_i)} = f'_i(X_{L_1}, X_{L_2}, \dots, X_{L_m}), \text{ for } 1 \leq i \leq m. \quad (36f)$$

The decoding operations are denoted as following.

$$R_i = g_i(Y_{(w_i, s_i)}, Y_{(u_1, s_i)}, \dots, Y_{(u_{i-1}, s_i)}, Y_{(u_{i+1}, s_i)}, \dots, Y_{(u_m, s_i)}, Y_{(t_{R_i}, s_i)}) \text{ for } 1 \leq i \leq m, \quad (37a)$$

$$R_{m+1} = g_{m+1}(Y_{(u_1, s_{m+1})}, \dots, Y_{(u_m, s_{m+1})}). \quad (37b)$$

Now we state some claims which can be proved using similar arguments as in the proof of part (ii) of the theorem. We omit the proof of these claims.

1. As a function of the variables $X_{L_i}, X_{R_i}; i = 1, 2, \dots, m$, g_{m+1} is bijective in each variable for fixed values of the other variables.

2. The function g_{m+1} is bijective in each variable $Y_{(u_i, s_{m+1})}$ for fixed values of the other variables.

3. For $i = 1, 2, \dots, m$, $f_i(X_{L_i}, X_{R_i})$ is a bijective function of each variable for a fixed value of the other variable.

4. For $i = 1, 2, \dots, m$, $f_i(X_{L_i}, X_{R_i})$ is symmetric on its arguments.

5. For $i = 1, 2, \dots, m$, g_i is bijective on each of its arguments for fixed values of the other arguments.

Now we prove that f'_i is a bijective function of only X_{L_i} , and it is independent of the other variables. Fix a $k \neq i$. It is sufficient to prove that for any fixed values of $X_{L_j}, j = 1, 2, \dots, m, j \neq k$, the value of f'_i does not change if the value of X_{L_k} is changed from, say, a to b . Let us fix $X_{L_k} = a$. Let us further fix $X_{R_k} = b$ and the variables X_{R_j} for $j \neq k$ to arbitrary values. Now, by interchanging the values of X_{L_k} and X_{R_k} , the value of g_i does not change, since the sum of the variables does not change. Further, all the arguments of g_i other than f'_i does not change since f_k is symmetric on its arguments. So by claim 5, the value of f'_i also does not change by this interchange. But this means that the value of f'_i does not change by the change of value of X_{L_k} from a to b . This completes the proof of part (iv).

APPENDIX II PROOF OF THEOREM 11

Define $m = p_1 p_2 \dots p_l + 2$, where the empty product is assumed to be 1. We prove that the network \mathcal{S}_m satisfies the condition in the theorem. First, it may be noted that every source-terminal pair in the network \mathcal{S}_m is connected. This is clearly a necessary condition for being able to communicate the sum of the sources to each terminal over any field.

First we prove that if, for any n , it is possible to communicate the sum of the sources by n -length vector linear network coding over \mathbb{F}_q to all the terminals in \mathcal{S}_m , then the characteristic of \mathbb{F}_q must be from \mathcal{P} . Let the message carried by an edge e is denoted by Y_e . For $i = 1, 2, \dots, m$, the message vector generated by the source s_i is denoted by $X_i \in \mathbb{F}_q^N$. For $i = 1, 2, \dots, m$, terminal t_i computes a linear combination R_i of the received vectors.

Local coding coefficients used at different layers in the network are denoted by different symbols for clarity. The message vectors carried by different edges and the corresponding local coding coefficients are as below.

$$Y_{(s_i, t_j)} = \alpha_{i,j} X_i \text{ for } 1 \leq i, j \leq m-1, i \neq j, \quad (38a)$$

$$Y_{(s_i, u_i)} = \alpha_{i,i} X_i \text{ for } 1 \leq i \leq m-1, \quad (38b)$$

$$Y_{(s_m, u_i)} = \alpha_{m,i} X_m \text{ for } 1 \leq i \leq m-1, \quad (38c)$$

$$Y_{(u_i, v_i)} = \beta_{i,1} Y_{(s_i, u_i)} + \beta_{i,2} Y_{(s_m, u_i)} \quad \text{for } 1 \leq i \leq m-1. \quad (38d)$$

Here all the coding coefficients $\alpha_{i,j}, \beta_{i,j}, \gamma_{i,j}$ are $N \times N$ matrices over \mathbb{F}_q , and the message vectors X_i and the messages carried by the links $Y_{(.,.)}$ are length- N vectors over \mathbb{F}_q .

The message vectors computed at terminals are as follows.

$$R_i = \sum_{\substack{j=1 \\ j \neq i}}^{m-1} \gamma_{j,i} Y_{(s_j, t_i)} + \gamma_{i,i} Y_{(v_i, t_i)} \quad \text{for } 1 \leq i \leq m-1, \quad (39a)$$

$$R_m = \sum_{j=1}^{m-1} \gamma_{j,m} Y_{(v_j, t_m)}. \quad (39b)$$

Without loss of generality (w.l.o.g.), we assume that

$$Y_{(v_i, t_i)} = Y_{(v_i, t_m)} = Y_{(u_i, v_i)}.$$

By assumption, each terminal decodes the sum of all the sources. That is,

$$R_i = \sum_{j=1}^m X_j \text{ for } i = 1, 2, \dots, m \quad (40)$$

for all values of $X_1, X_2, \dots, X_m \in \mathbb{F}_q^N$.

From (38) and (39), we have

$$R_i = \sum_{\substack{j=1 \\ j \neq i}}^{m-1} \gamma_{j,i} \alpha_{j,i} X_j + \gamma_{i,i} \beta_{i,1} \alpha_{i,i} X_i + \gamma_{i,i} \beta_{i,2} \alpha_{m,i} X_m \quad (41)$$

for $i = 1, 2, \dots, m-1$, and

$$R_m = \sum_{j=1}^{m-1} \gamma_{j,m} \beta_{j,1} \alpha_{j,j} X_j + \sum_{j=1}^{m-1} \gamma_{j,m} \beta_{j,2} \alpha_{m,j} X_m. \quad (42)$$

Since (40) is true for all values of $X_1, X_2, \dots, X_m \in \mathbb{F}_q^N$, (41) and (42) imply

$$\gamma_{j,i} \alpha_{j,i} = I \text{ for } 1 \leq i, j \leq m-1, i \neq j, \quad (43)$$

$$\gamma_{i,i} \beta_{i,1} \alpha_{i,i} = I \text{ for } 1 \leq i \leq m-1, \quad (44)$$

$$\gamma_{i,i} \beta_{i,2} \alpha_{m,i} = I \text{ for } 1 \leq i \leq m-1, \quad (45)$$

$$\gamma_{i,m} \beta_{i,1} \alpha_{i,i} = I \text{ for } 1 \leq i \leq m-1, \quad (46)$$

$$\sum_{i=1}^{m-1} \gamma_{i,m} \beta_{i,2} \alpha_{m,i} = I. \quad (47)$$

where I denotes the $N \times N$ identity matrix over \mathbb{F}_q . All the coding matrices in (43), (44), (45), (46) are invertible since the right hand side of the equations are the identity matrices. Equations (44) and (45) imply $\beta_{i,1} \alpha_{i,i} = \beta_{i,2} \alpha_{m,i}$ for $1 \leq i \leq m-1$. So, (47) gives

$$\sum_{i=1}^{m-1} \gamma_{i,m} \beta_{i,1} \alpha_{i,i} = I. \quad (48)$$

Now, using (46), we get

$$\sum_{i=1}^{m-1} I = I, \quad (49)$$

$$\Rightarrow (m-1)I = I, \quad (50)$$

$$\Rightarrow (m-2)I = \mathbf{0}. \quad (51)$$

This is true if and only if the characteristic of \mathbb{F}_q divides $m-2$. So, the sum of the sources can be communicated in \mathcal{S}_m by vector linear network coding only if the characteristic of \mathbb{F}_q belongs to \mathcal{P} .

Now, if the characteristic of \mathbb{F}_q belongs to \mathcal{P} , then for any block length N , in particular for scalar network coding for $N = 1$, every coding matrix in (1)-(4) can be chosen to be the identity matrix. The terminals then can recover the sum of the sources by taking the sum of the incoming messages, i.e., by taking $\gamma_{j,i} = I$ for $1 \leq j \leq m-1$ and $1 \leq i \leq m$ in (5) and (6). This completes the proof.

APPENDIX III PROOF OF THEOREM 12

Consider the network \mathcal{S}_m^* shown in Fig. 14 for $m = p_1 p_2 \dots p_l + 2$. We will show that this network satisfies the condition of the theorem.

First we note that every source-terminal pair in the network \mathcal{S}_m^* is connected. This is clearly a necessary condition for being able to communicate the sum of the source messages to each terminal node over any field.

We now prove that if it is possible to communicate the sum of the source messages using vector linear network coding over \mathbb{F}_q to all the terminals in \mathcal{S}_m^* , then the characteristic of \mathbb{F}_q must not divide $m - 2$. Let the message carried by an edge e is denoted by Y_e . For $i = 1, 2, \dots, m$, the message vector generated by the source s_i is denoted by $X_i \in \mathbb{F}_q^N$. Each terminal t_i computes a linear combination R_i of the received vectors.

Local coding coefficients/matrices used at different layers in the network are denoted by different symbols for clarity. The message vectors carried by different edges and the corresponding local coding coefficients are as below.

$$Y_{(s_i, t_i)} = \alpha_{i,i} X_i \text{ for } 1 \leq i \leq m-1, \quad (52a)$$

$$Y_{(s_i, u_j)} = \alpha_{i,j} X_i \quad \text{for } 1 \leq i, j \leq m-1, i \neq j, \quad (52b)$$

$$Y_{(u_i, v_i)} = \sum_{\substack{j=1 \\ j \neq i}}^{m-1} \beta_{j,i} Y_{(s_j, u_i)} \quad \text{for } 1 \leq i \leq m-1, \quad (52c)$$

$$R_i = \gamma_{i,1} Y_{(s_i, t_i)} + \gamma_{i,2} Y_{(v_i, t_i)} \quad \text{for } 1 \leq i \leq m-1, \quad (53a)$$

$$R_m = \sum_{j=1}^{m-1} \gamma_{j,m} Y_{(v_j, t_m)}. \quad (53b)$$

Here all the coding coefficients $\alpha_{i,j}, \beta_{i,j}, \gamma_{i,j}$ are $N \times N$ matrices over \mathbb{F}_q , and the message vectors X_i and the messages carried by the links $Y_{(.,.)}$ are length- N vectors over \mathbb{F}_q .

Without loss of generality (w.l.o.g.), we assume that $Y_{(v_i, t_i)} = Y_{(v_i, t_m)} = Y_{(u_i, v_i)}$ and $\alpha_{i,i} = \alpha_{i,j} = I$ for $1 \leq i, j \leq m-1, i \neq j$, where I denotes the $n \times n$ identity matrix.

By assumption, each terminal decodes the sum of all the source messages. That is,

$$R_i = \sum_{j=1}^{m-1} X_j \text{ for } i = 1, 2, \dots, m \quad (54)$$

for all values of $X_1, X_2, \dots, X_{m-1} \in \mathbb{F}_q^N$.

From (52) and (53), we have

$$R_i = \sum_{\substack{j=1 \\ j \neq i}}^{m-1} \gamma_{i,2} \beta_{j,i} X_j + \gamma_{i,1} X_i \quad (55)$$

for $i = 1, 2, \dots, m-1$, and

$$\begin{aligned} R_m &= \sum_{i=1}^{m-1} \gamma_{i,m} \left(\sum_{\substack{j=1 \\ j \neq i}}^{m-1} \beta_{j,i} X_j \right) \\ &= \sum_{j=1}^{m-1} \left(\sum_{\substack{i=1 \\ i \neq j}}^{m-1} \gamma_{i,m} \beta_{j,i} \right) X_j. \end{aligned} \quad (56)$$

Since (54) is true for all values of $X_1, X_2, \dots, X_m \in \mathbb{F}_q^N$, (55) and (56) imply

$$\gamma_{i,2} \beta_{j,i} = I \text{ for } 1 \leq i, j \leq m-1, i \neq j, \quad (57)$$

$$\gamma_{i,1} = I \text{ for } 1 \leq i \leq m-1, \quad (58)$$

$$\sum_{\substack{i=1 \\ i \neq j}}^{m-1} \gamma_{i,m} \beta_{j,i} = I \text{ for } 1 \leq j \leq m-1. \quad (59)$$

All the coding matrices in (57), (58) are invertible since the right hand side of the equations are the identity matrix. Equation (57) imply $\beta_{j,i} = \beta_{k,i}$ for $1 \leq i, j, k \leq m-1, j \neq i \neq k$. So, let us denote all the equal co-efficients $\beta_{j,i}; 1 \leq j \leq m-1, j \neq i$ by β_i . Then (59) can be rewritten as

$$\sum_{\substack{i=1 \\ i \neq j}}^{m-1} \gamma_{i,m} \beta_i = I \text{ for } 1 \leq j \leq m-1. \quad (60)$$

Equation (60) implies

$$\gamma_{i,m} \beta_i = \gamma_{j,m} \beta_j \text{ for } 1 \leq i, j \leq m-1, i \neq j.$$

Then (60) gives

$$\begin{aligned} (m-2)\gamma_{1,m}\beta_1 &= I \\ \Rightarrow \gamma_{1,m}\beta_1 &= (m-2)^{-1}I. \end{aligned} \quad (61)$$

Equation (61) implies that the matrix $\gamma_{1,m}\beta_1$ is a diagonal matrix and all the diagonal elements are equal to $(m-2)^{-1}$. But the inverse of $(m-2)$ exists over the alphabet field if and only if the characteristic of the field does not divide $(m-2)$. So, the sum of the source messages can be communicated in \mathcal{S}_m^* by n -length vector linear network coding over F_q only if the characteristic of \mathbb{F}_q does not divide $(m-2)$.

Now, if the characteristic of \mathbb{F}_q does not divide $(m-2)$, then for any block length N , in particular for scalar network coding for $N=1$, every coding matrix in (52a)-(52c) can be chosen to be the identity matrix. The terminals t_1, t_2, \dots, t_{m-1} then can recover the sum of the source messages by taking the sum of the incoming messages, i.e., by taking $\gamma_{i,1} = \gamma_{i,2} = I$ for $1 \leq i \leq m-1$ in (53a). Terminal t_m recovers the sum of the source messages by taking $\gamma_{i,m}, 1 \leq i \leq m-1$ in (53b) as diagonal matrices having diagonal elements as inverse of $(m-2)$. The inverse of $(m-2)$ exists over F_q because the characteristic of F_q does not divide $(m-2)$. This completes the proof.