

Canonical fermion determinants in lattice QCD – Numerical evaluation and properties

Erek Bilgici^a, Julia Danzer^a, Christof Gattringer^a, C.B. Lang^a, and Ludovit Liptak^b

^a Institut für Physik, Universität Graz,
Universitätsplatz 5, 8010 Graz, Austria

^b Institute of Physics, Slovak Academy of Sciences,
Dubravska cesta 9, 845 11 Bratislava, Slovak Republic

Abstract

We analyze canonical fermion determinants, i.e., fermion determinants projected to a fixed quark number q . The canonical determinants are computed using a dimensional reduction formula and are studied for pure SU(3) gauge configurations in a wide range of temperatures. It is demonstrated that the center sectors of the Polyakov loop very strongly manifest themselves in the behavior of the canonical determinants in the deconfined phase, and we discuss physical implications of this finding. Furthermore the distribution of the quark sectors is studied as a function of the temperature.

Introductory remarks

With the heavy ion experiments at RHIC, LHC and FAIR, Quantum Chromodynamics with temperature and non-vanishing density is currently a focus of attention. Of particular interest are non-perturbative results for several questions, such as obtaining information about the phase diagram, characterization of the different phases, and a possible understanding of the mechanisms that drive the various transitions. In principle lattice QCD allows for such a non-perturbative approach, but numerical simulations at finite density are plagued by serious phase cancellation problems.

Recently the canonical approach, where one works with a fixed net quark number, was addressed in various papers [1] – [10]. The connection between the conventional grand canonical determinant with a chemical potential and the canonical approach can be made with a fugacity expansion where the expansion coefficients are the canonical determinants, i.e., fermion determinants projected to a fixed net quark number. Using a recently proposed dimensional reduction for the fermion determinant [6] we can numerically evaluate canonical determinants efficiently and study their properties.

Canonical determinants are not only objects that might provide new and more efficient strategies for simulating lattice QCD with finite density, but also have interesting properties themselves. In particular they transform in a simple way under center rotations – a symmetry that is of crucial importance for understanding the high temperature phase transition of pure gauge theory. In this article we analyze the influence of center symmetry and its breaking for the canonical fermion determinants and study the distribution of the quark number as a function of temperature.

Canonical fermion determinants and dimensional reduction

In this article we work with Wilson's lattice Dirac operator $D(\mu)$ with chemical potential μ on lattices of size $L^3 \times \beta$, where β is the inverse temperature in lattice units, i.e., the number of lattice sites in time direction (see [6] for the details of our conventions). The grand canonical partition sum Z_{gc} is obtained as the path integral over gluon (U) and quark (q, \bar{q}) degrees of freedom,

$$Z_{gc} = \int \mathcal{D}[U, q, \bar{q}] e^{-S_G[U] - S_F[U, q, \bar{q}]} = \int \mathcal{D}[U] e^{-S_G[U]} \det[D(\mu)]_{gc}^{N_f}, \quad (1)$$

where S_G and S_F denote the gauge and fermion (including μ) parts of the action. In the second step we have integrated out the N_f flavors of quarks and obtained the grand canonical fermion determinant $\det[D(\mu)]_{gc}$. The grand canonical fermion determinant can be represented as a fugacity series,

$$\det[D(\mu)]_{gc} = \sum_q e^{q\mu\beta} \det[D]^{(q)}, \quad (2)$$

where the sum runs over integer valued quark numbers $q \in [-6L^3, +6L^3]$. The expansion coefficients $\det[D]^{(q)}$ are the canonical determinants and may be obtained

using Fourier transformation with respect to an imaginary chemical potential,

$$\det[D]^{(q)} = \frac{1}{2\pi} \int_{-\pi}^{\pi} d\varphi e^{-iq\varphi} \det[D(\mu = i\varphi/\beta)]_{gc} . \quad (3)$$

Exploring the generalized γ_5 -hermiticity, $\gamma_5 D(\mu) \gamma_5 = D(-\mu)^\dagger$, one finds the relation $\det[D]^{(-q)} = (\det[D]^{(q)})^*$ between canonical determinants with positive and negative quark numbers q . For vanishing quark number $q = 0$ the canonical determinant is real, i.e., $\det[D]^{(0)} \in \mathbb{R}$.

The grand canonical determinant $\det[D(\mu)]_{gc}$ is a gauge invariant object and as such is built from products of closed loops of gauge links on the lattice. The projection (3) to a fixed quark number q selects the subset of loops with a net winding number of q . This implies that the canonical determinant $\det[D]^{(q)}$ is made from loops with a net winding number of q and thus transforms in a simple way under center rotations, where at a fixed time slice x_4^* all temporal links are multiplied by a fixed element z of the center $\mathbb{Z}_3 = \{1, e^{i2\pi/3}, e^{-i2\pi/3}\}$ of the gauge group, i.e., $U_4(\vec{x}, x_4^*) \rightarrow z U_4(\vec{x}, x_4^*)$. The transformation law is

$$\det[D]^{(q)} \rightarrow z^q \det[D]^{(q)} = z^{q \bmod 3} \det[D]^{(q)} , \quad (4)$$

i.e., $\det[D]^{(q)}$ picks up a phase which depends on the quark number q .

Using a domain decomposition technique it was shown [6] that the grand canonical fermion determinant may be rewritten exactly in a dimensionally reduced form,

$$\det[D(\mu)]_{gc} = A_0 \det [\mathbb{1} - H_0 - e^{\mu\beta} H_+ - e^{-\mu\beta} H_+^\dagger] . \quad (5)$$

Here A_0 is a real factor which depends only on the background gauge field configuration but is independent of the chemical potential μ . $H_0 = H_0^\dagger$, and H_+ are matrices that are built from propagators on the domains of the lattice and live on only a single time slice (see [6] for details). Thus the determinant in (5) is dimensionally reduced, i.e., the determinant is taken over a matrix with $12V$ rows and columns, where V is the spatial volume and the factor 12 comes from the color and Dirac indices. We will explore the dimensional reduction formula (5) to speed up the numerical evaluation of the canonical determinants with the Fourier integral (3). We remark at this point that recently [8] a complete factorization of the μ -dependence of the determinant was presented also for the case of Wilson fermions – for staggered fermions such a result has been known before [9]. After the complete diagonalization of a reduced matrix this may be used to evaluate the determinant for arbitrary many values of φ and a very efficient determination of the Fourier integral (3) with high precision may become possible.

Setting of the numerical analysis

In this letter we study numerically the properties of the canonical determinants $\det[D]^{(q)}$ using quenched finite temperature configurations on $6^3 \times 4, 8^3 \times 4$ and $10^3 \times 4$ lattices. We work with the Lüscher-Weisz gauge action [11] and for an estimate of the scale we in some places use the lattice spacing determined in [12]

from the Sommer parameter. Our temperatures range between $0.7 T_c$ and $1.43 T_c$, where we use the critical temperature determined in [13]. For the update we use a mix of overrelaxation and Metropolis sweeps combined with a random center rotation to update this symmetry of the quenched theory. The bare mass parameter of the Dirac operator was set to $m = 100$ MeV. All errors we show are statistical errors determined with single elimination Jackknife.

The canonical determinants $\det[D]^{(q)}$ were computed by numerically evaluating the Fourier representation (3). In the Fourier integral we use the representation (5), which has the advantage that the μ -dependent part is a determinant which is dimensionally reduced and thus allows for a numerical evaluation which is of $\mathcal{O}(\beta^3) = \mathcal{O}(64)$ times faster (the terms H_0 and H_+ were pre-calculated and stored in memory). The numerical evaluation of the Fourier sums was done with 64 values of φ in the interval $[-\pi, +\pi]$ using interpolation techniques. The logarithm of $\det[D]_{gc}$ exhibits a smooth behavior. We thus first fitted it with local cubic spline functions. The exponential of this interpolating function was then used as weight in the integral (3) leading to the Fourier coefficients. The integral was performed with the adaptive trapezoidal rule. In various tests this approach turned out to be the most stable and reliable one.

The correct implementation and accuracy of the evaluation of the canonical determinants can be checked by comparing the fugacity expansion (2) with a direct evaluation of $\det[D(\mu)]$ for individual gauge configurations. This test was implemented using canonical determinants $\det[D]^{(q)}$ with quark numbers up to $q = 10$ in the fugacity expansion. With a cut of $q = 10$, for most of the configurations one can reproduce $\det[D(\mu)]$ with very good accuracy for a large range of parameter values: For temperatures up to T_c the relative error typically ranges from 10^{-7} to 10^{-2} for $a\mu \in [0, 0.2]$, with the best results for smaller μ and the lower temperatures. This behavior is to be expected, since both, increasing the temperature or the chemical potential, populates higher quark numbers q and terms from q -values larger than our maximal value of $q = 10$ become important. For that reason, above T_c the fugacity expansion with only terms up to $q = 10$ reproduces the grand canonical determinant only with poor accuracy. We stress that this is not a problem in principle, since for different (dynamical) configurations (results will be reported elsewhere), where we worked with 256 intermediate values in the Fourier integral and used terms up to $q = 40$, the fugacity expansion reproduces the grand canonical determinant very accurately also in the deconfined phase.

We remark at this point, that we experimented also with a perturbative approach [6] for computing the canonical determinants $\det[D]^{(q)}$ based on (5), and an alternative Fourier-based expansion suggested in [2]. Both expansions necessarily have to be cut at some order, and we found that for larger values of q , where the cut has to be set to higher values, the two expansion methods are not competitive with the Fourier method combined with dimensional reduction. The problem is most severe for high temperatures and larger volumes where contributions from high quark numbers q are important.

Center properties of the canonical determinants

We begin our analysis of the canonical determinants by showing in Fig. 1 scatter plots of the values of $\det[D]^{(q)}$ in the complex plane. We compare $q = 0, 1, \dots, 5$ on $8^3 \times 4$ lattices at two different values of the gauge coupling, giving rise to an ensemble in the center symmetric phase and one above T_c . The statistics is 1000 configurations for both temperatures, and in the $T > T_c$ data points we distinguish the phase θ_P of the Polyakov loop of the underlying configuration. Above T_c the Polyakov loop shows the well known pronounced concentration near the center phases $e^{i\theta_P} \sim 1, e^{i2\pi/3}$ or $e^{-i2\pi/3}$. We refer to the three subsets of gauge configurations with Polyakov loop phases $e^{i\theta_P}$ near these three values as the real and the complex center sectors.

The plots demonstrate that the canonical determinants clearly distinguish between the center symmetric phase below T_c (top set of plots in Fig. 1) and the center broken phase (bottom, $T > T_c$). In the center symmetric phase the values of the canonical determinants scatter isotropically around the origin and the absolute values are small compared to the ones found above T_c . In the center broken phase for $q \bmod 3 \neq 0$ we observe the characteristic center pattern familiar from the Polyakov loop. This behavior may be understood as a consequence of the transformation properties (4) of $\det[D]^{(q)}$ under center rotations, which either transform trivially (if $q \bmod 3 = 0$), in the same way as the Polyakov (if $q \bmod 3 = 1$), or as the conjugate Polyakov loop (if $q \bmod 3 = 2$). Thus one may expect that the canonical determinants $\det[D]^{(q)}$ with $q \bmod 3 \neq 0$ behave similar to the Polyakov loop and the plots in Fig. 1 confirm this expectation (note the information on the center sectors of the underlying gauge configuration which we encode in the different symbols used for $T > T_c$). We stress that the center pattern above T_c for small values of q is much sharper than for the Polyakov loop on a lattice of same size. This is due to the fact, that many different loops and their products with total winding number q contribute to $\det[D]^{(q)}$ and their self-averaging makes the center pattern more pronounced. A similar effect was found for the dual chiral condensate which also consists of sets of loops with a common net winding number [14]. We stress at this point that below T_c , where the center symmetry is unbroken, the transformation law (4) implies that $\det[D]^{(q)} = 0$, unless $q \bmod 3 = 0$. For canonical determinants with vanishing triality a non-isotropy in the distribution – which is however hard to spot in the scatter plots – can give rise to a non-zero value also below T_c . This property reflects the fact that the baryon number has to be integer and fractional baryon number, i.e., colored degrees of freedom, may emerge only in the high temperature phase where the center symmetry is spontaneously broken.

Let us now discuss an important consequence of the strong center pattern observed in the canonical determinants. The transition from the real center sector to the sector with $\theta_P \simeq 2\pi/3$ may be implemented by a center rotation of the gauge configuration with $z = \exp(i2\pi/3) \sim \exp(i\theta_P)$, and equivalently for the other complex center sector. According to Eq. (4) the canonical determinants transform as $\det[D]^{(q)} \rightarrow z^q \det[D]^{(q)}$ under this rotation. Using this in the fugacity expansion

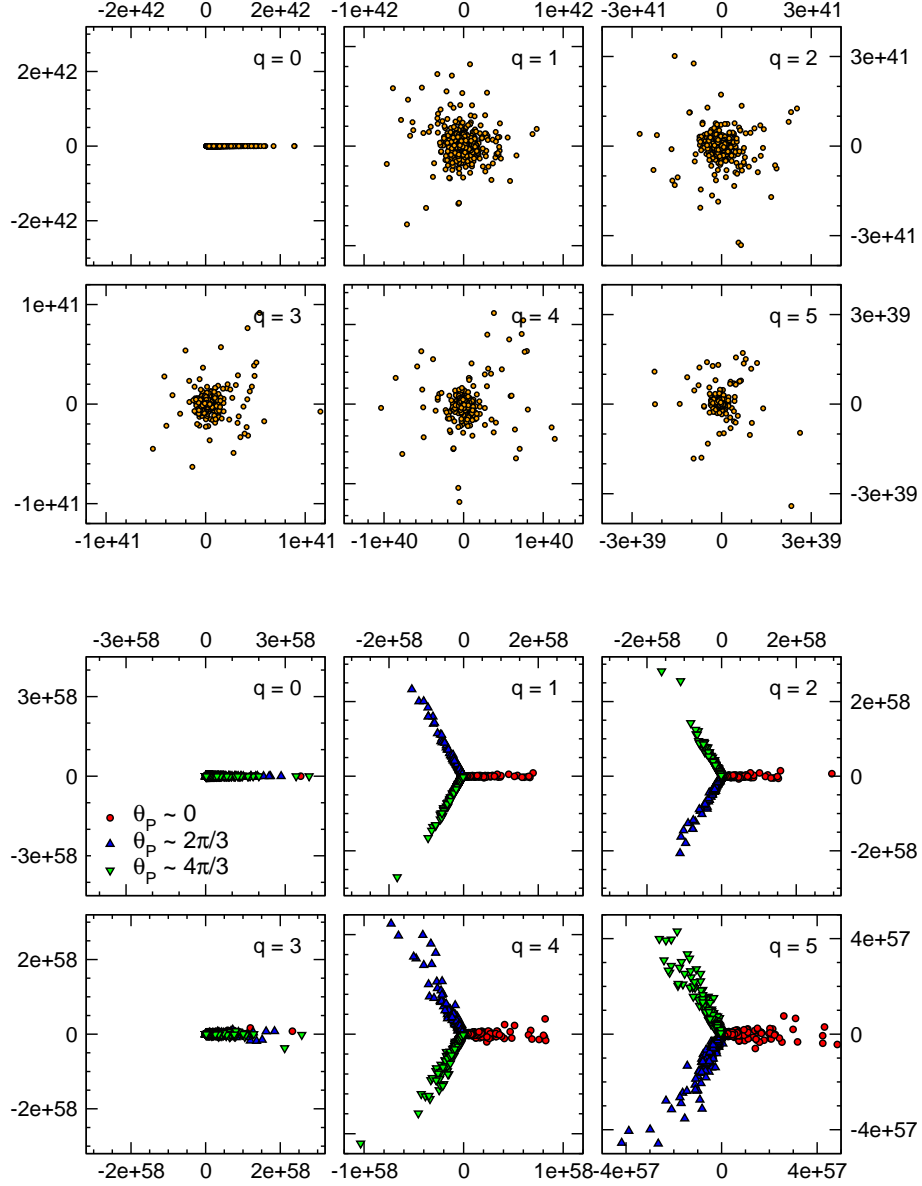


Figure 1: Scatter plots in the complex plane for the canonical fermion determinants $\det[D]^{(q)}$ for $q = 0, 1, 2 \dots 5$ in the center symmetric phase (top set of plots, $T = 0.7 T_c$) and the center broken phase (bottom, $T = 1.43 T_c$). The data are from 1000 configurations on our $8^3 \times 4$ lattices, and for the $T > T_c$ data we also indicate to which center sector the underlying gauge configuration belongs; we use the phase θ_P of the Polyakov loop to define the sector.

(2) we obtain for the grand canonical determinant in the different center sectors,

$$\det[D(\mu)]_{gc} \big|_z = \sum_q z^q \det[D]^{(q)} e^{\mu q \beta} . \quad (6)$$

Exploring this equation we now discuss that in the high temperature phase the grand canonical determinant must behave quite differently in the different center sectors. Let us first consider the real center sector where $z = 1$. Then the fugacity expansion (6) is a sum of essentially real and positive terms. The fact that for $\theta_P = 0$ the $\det[D]^{(q)}$ are essentially real and positive follows from the scatter plots in Fig. 1.

The complex center sectors, on the other hand, are characterized by $\theta_P \simeq \pm 2\pi/3$. As discussed in the last paragraph, these phases can also be obtained from the real sector by a center rotation with $z = \exp(\pm i 2\pi/3)$. Inserting these values of z into (6) leads to relative complex phases in the fugacity expansion and thus to cancellations. Consequently one expects that the values of the grand canonical determinant are smaller for the complex Polyakov loop sectors.

In order to study this effect we analyzed the expectation value of the modulus of the grand canonical determinant, $\langle |\det[D(\mu)]| \rangle_G$, again dividing the gauge configurations into the three center sectors. $\langle \dots \rangle_G$ denotes the expectation value of pure gauge theory. Table 1 shows the corresponding results for $T = 1.43 T_c$. It is obvious from the table, that for the complex center sectors the average size of the grand canonical determinant is several orders of magnitude smaller than for the real center sector. Thus the latter sector receives a much larger weight in the path integral and thus is selected by the system in the high temperature phase. In other words, in full QCD the pure gauge configurations are weighted with the determinants and thus the $\theta_P = \pm 2\pi/3$ sectors are suppressed. When analyzing $\langle |\det[D(\mu)]| \rangle_G$ at low temperature, we found essentially no discrepancy between the three center sectors. We conclude that in the high temperature phase the selection of the real center sector in the dynamical case can be understood as a consequence of the center symmetry properties of the canonical determinants.

$a\mu$	$\theta_P \simeq 0$	$\theta_P \sim \pm 2\pi/3$
0.00	$0.175(15) \times 10^{59}$	$0.45(13) \times 10^{53}$
0.05	$0.212(19) \times 10^{59}$	$0.43(14) \times 10^{53}$
0.10	$0.379(36) \times 10^{59}$	$0.37(14) \times 10^{53}$
0.20	$0.447(51) \times 10^{60}$	$0.26(17) \times 10^{53}$
0.40	$0.109(27) \times 10^{66}$	$0.47(47) \times 10^{53}$
0.60	$0.48(27) \times 10^{79}$	$0.11(11) \times 10^{55}$

Table 1: Results for $\langle |\det[D(\mu)]| \rangle_G$ in the real and complex center sectors at various values of the chemical potential μ for our $8^3 \times 4$, $T = 1.43 T_c$ ensemble.

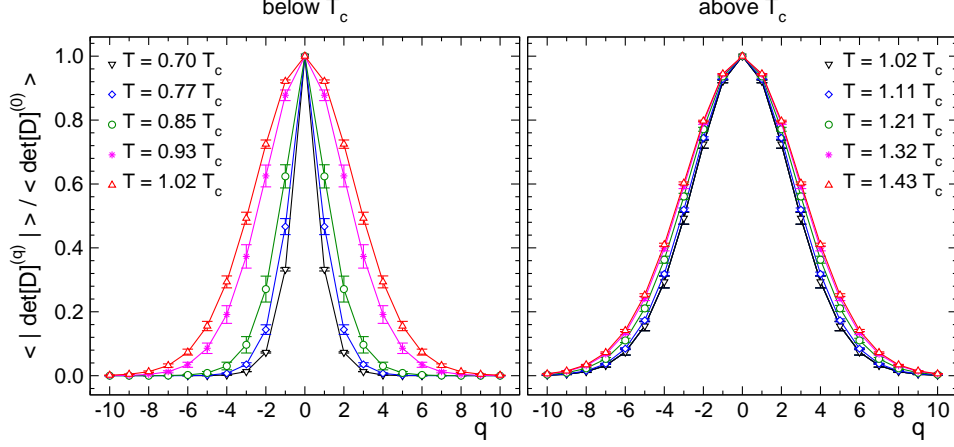


Figure 2: The average modulus of the determinant normalized relative to the $q = 0$ case, $\langle |\det[D]^{(q)}| \rangle / \langle \det[D]^{(0)} \rangle$, as a function of q . In the lhs. plot we show the results for temperatures up to T_c , and in the rhs. plot the results for temperatures above T_c . As we discuss in the text, the width of the distribution is related to the quark number susceptibility evaluated at $\mu = 0$. The data are from our $8^3 \times 4$ ensembles.

Size distribution properties of canonical determinants

Analyzing scatter plots we established interesting properties for the phase distribution of the canonical determinants at high temperature, which, as we illustrated, is related to center symmetry. Now we demonstrate that also the modulus of the canonical determinants shows an interesting behavior.

We begin our discussion with Fig. 2, where we plot the average over the modulus of the canonical determinants $\langle |\det[D]^{(q)}| \rangle / \langle \det[D]^{(0)} \rangle_G$ as a function of q , normalized relative to the $q = 0$ determinant (which is real). In other words we study the average size of the canonical determinant for different q . In the lhs. panel of Fig. 2 we show for the $8^3 \times 4$ ensembles the results in the low temperature phase, while the rhs. is for high temperature. The distributions are symmetric around $q = 0$ (as they must be since $\det[D]^{(-q)} = (\det[D]^{(q)})^*$) and show a Gaussian-like behavior as a function of q . The distribution is rather narrow for the lowest temperature ($T = 0.7 T_c$) and widens as the temperature is increased. Above T_c (rhs. panel) the widening of the distribution with increasing T saturates, and the width of the Gaussian remains almost constant above T_c .

In order to analyze the behavior of the width of the distribution of $\det[D]^{(q)}$, we fit the data of Fig. 2 with a Gaussian $\exp(-q^2/2\sigma^2)$ where the width σ is the fit parameter. Fig. 3 shows how σ^2/L^3 , i.e., the width squared normalized by the spatial volume behaves as a function of T . The data show a strong increase of σ^2/L^3 near the critical temperature T_c . The increase is more pronounced for the

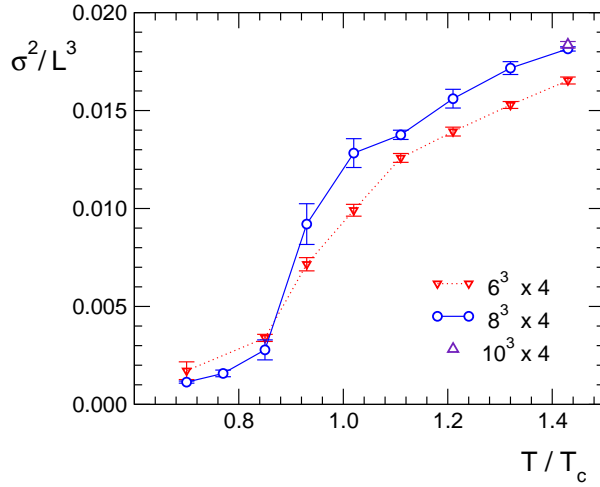


Figure 3: The square of the width of the distribution of the $\det[D]^{(q)}$ normalized by the spatial volume, σ^2/L^3 , as a function of temperature.

$8^3 \times 4$ lattice and smoother for the $6^3 \times 4$ data – the well known rounding of critical behavior for finite volume. Our $10^3 \times 4$ result agrees well with the $8^3 \times 4$ data.

Let us now attempt an interpretation of the width σ using a simple model: In Fig. 1 we found that for gauge configurations in the real center sector the results for the canonical determinants $\det[D]^{(q)}$ are either very small (below T_c) or are close to the positive real axis (above T_c), such that we can ignore the phases of the canonical determinants $\det[D]^{(q)}$ and identify $\langle \det[D]^{(q)} \rangle_G \sim \langle |\det[D]^{(q)}| \rangle_G$. Furthermore, as we have illustrated in Table 1, the contribution of the complex center sectors is highly suppressed. Using the Gaussian from the last paragraph we find $\langle \det[D]^{(q)} \rangle_G \sim \langle \det[D]^{(0)} \rangle_G \exp(-q^2/2\sigma^2)$. Combining this with the fugacity expansion (2) and $Z(\mu) = \langle \det[D(\mu)] \rangle_G$ for the grand canonical partition sum, we find $\chi_q = \beta^{-2} \partial/\partial \mu^2 \ln Z = \sigma^2$. In other words, the width of the distribution of the $\det[D]^{(q)}$ is related to the quark number susceptibility χ_q evaluated at $\mu = 0$, and Fig. 3 shows that σ indeed behaves as one expects for χ_q . In particular χ_q is an extensive quantity and the results for $\chi_q/L^3 = \sigma^2/L^3$ from different volumes should agree. Given the small volumes we can work with, Fig. 1 illustrates this behavior rather well. This interpretation of $\sigma^2 \sim \chi_q$ of course ignores the back-reaction of the fermions which is absent in our quenched gauge ensembles (compare the concluding discussion).

Summary and outlook

In this article we discuss the numerical evaluation and properties of canonical fermion determinants using Wilson fermions on pure SU(3) configurations at finite temperature. We obtain a considerable speedup in the evaluation of the canonical determinants by implementing a domain decomposition approach which leads to a

dimensional reduction of the fermion determinant [6].

We evaluate the canonical determinants with quark numbers $q \in [-10, 10]$, which for our lower temperatures and not too large chemical potential is sufficient for a very accurate representation of the grand canonical determinant through the corresponding fugacity expansion. The obtained accuracy of the fugacity expansion is an important test for the correctness of our implementation. For larger chemical potential and high temperatures larger values of the quark number q would be needed in the fugacity representation.

We then explore the physical properties of the canonical determinants. Scatter plots of the canonical determinants show that at low temperature the determinant values are small compared to high temperatures and that they are distributed isotropically in the complex plane. In the high temperature phase we observe a pronounced center pattern for the canonical determinants and show that this pattern behaves exactly as expected from the center transformation properties of the canonical determinants. Based on the observation that the center symmetry is so strongly manifest in the canonical determinants, we explain and numerically confirm that the grand canonical determinant is much smaller for high temperature gauge configurations with complex phases of the Polyakov loop. Thus the fact that the Polyakov loop comes out real in dynamical simulations may be understood as a consequence of center symmetry and its breaking.

Analyzing the distribution of the canonical determinants as a function of the quark number, we find for low temperatures a Gaussian-like shape which widens as the temperature is increased. Using a simple model description we relate the width of the distribution to the quark number susceptibility at $\mu = 0$.

An important caveat must be kept in mind: The numerical results were obtained using ensembles from pure gauge theory and thus a back-reaction of the fermions or of the chemical potential is not taken into account in this analysis. In particular the distribution of the quark sectors will change. Other aspects, such as the center properties which are based on geometry (winding classes of loops) may be expected to be universal. In order to understand the back-reaction of the fermions a study where we explore the properties of canonical determinants in configurations from a simulation with dynamical fermions is in preparation.

Acknowledgments

We thank Andrei Alexandrou, Shailesh Chandrasekharan, Philippe de Forcrand, Sandor Katz, Tamas Kovacs, Keh-Fei Liu, Stefan Olejnik, Bernd Jochen Schaefer and Kim Splittorf for discussions. This research was supported in part by the Slovak Grant Agency for Science, Project VEGA No. 2/0070/09, by ERDF OP R&D, Project CE QUTE ITMS NFP 262401022, by the Center of Excellence SAS QUTE (L.L.), and EU FP7 project HadronPhysics2. The numerical computations were performed on the cluster of the Department of Complex Physical Systems (Institute of Physics, Bratislava), and at the ZID, University of Graz.

References

- [1] A. Li, X. Meng, A. Alexandru, K. F. Liu, PoS **LATTICE2008** (2008) 178; A. Li, A. Alexandru, K. F. Liu, PoS **LAT2007** (2007) 203; A. Alexandru, A. Li, K. F. Liu, PoS **LAT2007** (2007) 167; A. Alexandru, M. Faber, I. Horvath, K. F. Liu, Phys. Rev. D **72** (2005) 114513; A. Li, A. Alexandru, K. F. Liu, X. Meng, Phys. Rev. D **82** (2010) 054502.
- [2] X. Meng, A. Li, A. Alexandru, K. F. Liu, PoS **LATTICE2008** (2008) 032.
- [3] P. de Forcrand, S. Kratochvila, Nucl. Phys. Proc. Suppl. **153** (2006) 62; PoS **LAT2005** (2006) 167; Nucl. Phys. Proc. Suppl. **140** (2005) 514.
- [4] S. Kratochvila, P. de Forcrand, Phys. Rev. D **73** (2006) 114512.
- [5] S. Ejiri, Phys. Rev. D **78** (2008) 074507.
- [6] J. Danzer, C. Gattringer, Phys. Rev. D **78** (2008) 114506.
- [7] J. Danzer, C. Gattringer, L. Liptak, PoS **LAT2009** (2009) 185.
- [8] A. Alexandru, U. Wenger, arXiv:1009.2197 [hep-lat]; K. Nagata, A. Nakamura, arXiv:1009.2149 [hep-lat].
- [9] P. Gibbs, Phys. Lett. B **172** (1986) 53; A. Hasenfratz, D. Toussaint, Nucl. Phys. B **371** (1992) 539; A. Borici, Prog. Theor. Phys. Suppl. **153** (2004) 335.
- [10] P. de Forcrand, PoS **LAT2009** (2009) 010.
- [11] M. Lüscher, P. Weisz, Commun. Math. Phys. **97** (1985) 59 [Erratum-ibid. **98** (1985) 433]; G. Curci, P. Menotti, G. Paffuti, Phys. Lett. B **130** (1983) 205 [Erratum-ibid. B **135** (1984) 516].
- [12] C. Gattringer, R. Hoffmann, S. Schaefer, Phys. Rev. D **65** (2002) 094503.
- [13] C. Gattringer, P. E. L. Rakow, A. Schäfer, W. Söldner, Phys. Rev. D **66** (2002) 054502.
- [14] E. Bilgici, F. Bruckmann, C. Gattringer, C. Hagen, Phys. Rev. D **77** (2008) 094007; arXiv:0812.2895 [hep-lat].
- [15] F. Synatschke, A. Wipf, C. Wozar, Phys. Rev. D **75** (2007) 114003; F. Synatschke, A. Wipf, K. Langfeld, Phys. Rev. D **77** (2008) 114018.
- [16] T. T. Takahashi, arXiv:0807.0864 [hep-lat].