

Optimized pulses for the perturbative decoupling of spin and decoherence bath

S. Pasini,¹ P. Karbach,¹ C. Raas,¹ and G. S. Uhrig¹

¹*Lehrstuhl für Theoretische Physik I, Technische Universität Dortmund,
Otto-Hahn Straße 4, 44221 Dortmund, Germany*

(Dated: February 6, 2020)

In the framework of nuclear magnetic resonance (NMR), we consider the general problem of the coherent control of a spin coupled to a bath by means of composite or continuous pulses of duration τ_p . We show explicitly that it is possible to design the pulse in order to achieve a decoupling of the spin from the bath up to the third order in τ_p . The evolution of the system is separated in the evolution of the spin under the action of the pulse and of the bath, times correction terms. We derive the correction terms for a general time dependent axis of rotation and for a general coupling between the spin and the environment. The resulting corrections can be made vanish by an appropriate design of the pulse. For π and $\pi/2$ pulses, we demonstrate explicitly that pulses exist which annihilate the first and the second order corrections even if the bath is fully quantum mechanical, i.e., it displays internal dynamics. Such pulses will also be useful for quantum information processing.

PACS numbers: 76.60.-k, 03.65.Yz, 03.67.Pp, 03.67.Lx

I. INTRODUCTION

The decay of the spin polarization and the occurrence of systematic errors due to the coupling to the environment has always been one of the main difficulties to overcome in high-precision experiments in nuclear magnetic resonance (NMR). Hence it is a long standing issue to reduce the influence of the coupling to the environment. One way to achieve this goal is dynamic control, i.e., the application of suitable control pulses.

The very first step in this direction was the done by Hahn in 1950 who observed that a π pulse after the delay time τ evokes a spin echo at 2τ [1]. Further developments comprise the iteration of the two-pulse cycle $\tau - \pi - 2\tau - \pi - \tau$ according to Carr, Purcell, Meiboom, and Gill [2, 3] and more sophisticated sequences in NMR [4, 5, 6]. In quantum information processing (QIP) this approach was rediscovered under the name of dynamic decoupling (DD) [7, 8, 9]. In particular, the instants in time, at which the π pulses are applied, can be optimized [10, 11, 12] which has been verified very recently in experiment [13].

Besides the optimization of the sequence, the individual pulse can be designed to fit its purpose best. Theoretically, the instantaneous δ peak pulse is the optimum choice. But it cannot be realized experimentally. Hence the design of the real pulses matters very much in practice. Again, this was first seen in NMR where composite pulses are discussed extensively [14, 15] and their importance for quantum computation is recognized [16, 17, 18, 19, 20]. An efficient numerical technique to tailor pulses employed in NMF is optimal control theory [21, 22, 23, 24, 25]. The main aim is to find pulses which are robust against static resonance offsets and miscalibrations of the pulses. Sengupta and Pryadko suggested soft pulses, i.e., pulses of continuous shape so that their frequency selectivity is better, in order to mitigate the coupling to other parts of the system or to the environment [26]. The proposed pulses make the second order corrections to zero if these corrections result from a static

perturbation, for instance a resonance offset [27, 28].

In previous work, we investigated a similar issue [29, 30, 31]. The aim was to disentangle the pulse dynamics from the dynamics of the system which comprised spin, bath and the coupling between them. This aim is the natural one if the pulse shall be used as drop-in for an instantaneous pulse in a DD sequence. Before and after the instantaneous δ spike the complete system including the spin-bath coupling is dynamic in the DD sequence and the same must be true for the drop-in, unless the finite duration of the experimental pulse is accounted for otherwise [32, 33]. This means that the spin-bath coupling may not be set to zero in the equivalent description of the real pulse of duration τ_p . Interestingly, for the disentanglement ansatz, we found that π pulses can have vanishing linear corrections, but it is rigorously impossible that their second order correction vanishes: this is the no-go theorem for the disentanglement of pulse and system [29, 31].

In the present work we show by explicit construction that the no-go theorem does not apply if we aim at averaging the coupling between spin and bath to zero during the duration of the pulse. This is the aim pursued by many preceding studies [14, 15, 16, 17, 18, 19, 20, 21, 22, 23, 24, 25, 26, 27, 28]. Our particular achievements are twofold. First, we derive the corrections for general pulse shape (arbitrary time dependent axis of rotation, arbitrary amplitude) and for general coupling between spin and a bath with all possible quantum fluctuations. Second, we find solutions for π and $\pi/2$ pulses which are correct in all second order corrections, even for a dynamical bath. Thereby, our results go significantly beyond previous findings.

After this general introduction, the model and the motivation for our approach are discussed in Sect. II while the technique is developed in Sects. III and IV. The general equations are presented in Sect. V for a time dependent axis of rotation and a general coupling. In Sect. VI we solve the equations for the specific case of a fixed

axis of rotation and a coupling along the z axis. Finally, we conclude our study in Sect. VII.

II. MODEL AND MOTIVATION

We consider in the beginning the most general case of a single spin coupled to a bath

$$H = H_b + \vec{\sigma} \cdot \vec{A}, \quad (1)$$

where $\vec{\sigma}$ is the vector of Pauli matrices. This is the most general case because no spin direction is singled out. The generality of this Hamiltonian comprises the simple case of a spin coupled to the bath only along the z direction. This corresponds to the common limit where the longitudinal relaxation time T_1 is much longer than the transverse relaxation time T_2 . The internal energy scale of the bath H_b shall be denoted with $\omega_b = ||H_b||$, while $\lambda = ||\vec{A}||$ represents the average strength of the coupling between the spin and the bath.

The Hamiltonian of the control pulse reads

$$H_0(t) = \vec{\sigma} \cdot \vec{v}(t), \quad (2)$$

where $\vec{v}(t) = (v_x(t), v_y(t), v_z(t))$ is a time dependent vector defining the shape of the pulse. The axis of rotation at the instant t is given by the unit vector $\vec{v}(t)/|\vec{v}(t)|$.

We are interested in studying how the system evolves between 0 and τ_p , which is the duration time of the pulse. The total Hamiltonian is $H_{\text{tot}} = H + H_0(t)$. The system, built from the spin and the bath, evolves according to the evolution operator

$$U_p(\tau_p, 0) = T \left[e^{-iH\tau_p - i \int_0^{\tau_p} H_0(t) dt} \right], \quad (3)$$

where T stands for the standard time ordering.

In general, we denote the rotation of the spin due to the pulse $\vec{v}(t)$ by \hat{P}_θ . In previous papers we approximated the time evolution operator according to the ansatz

$$U_p(\tau_p, 0) \approx e^{-i(\tau_p - \tau_s)H} \hat{P}_\theta e^{-i\tau_s H}, \quad (4)$$

where $\tau_s \in [0, \tau_p]$ represents the instant at which the idealized δ peak must be situated to approximate the real pulse in leading order. As mentioned already in the introduction the ansatz (4) is the natural one for a drop-in in a DD sequence because in such a sequence the total Hamiltonian H is active before and after the application of the ideal, instantaneous pulse.

In many studies, the goal is the approximation

$$U_p(\tau_p, 0) \approx \hat{P}_\theta. \quad (5)$$

This is the case of CORPSE and SCORPSE pulses [16, 17]. For $\theta = \pi$, $\tau_s = \tau_p/2$, and an axis of rotation in the xy plane the two approximations coincide as long as

$H = \sum_j \lambda_j \sigma_z^{(j)}$ (as an exception, we here consider an arbitrary number of spins) due to

$$U_p(\tau_p, 0) = e^{-i(\tau_p/2)H} \hat{P}_\pi e^{-i(\tau_p/2)H} \quad (6a)$$

$$= \hat{P}_\pi e^{i(\tau_p/2)H} e^{-i(\tau_p/2)H} \quad (6b)$$

$$= \hat{P}_\pi. \quad (6c)$$

In the present work we generalize (4) and (5) to the approximation

$$U_p(\tau_p, 0) \approx e^{-i\tau_p H_b} \hat{P}_\theta \quad (7)$$

where $[\hat{P}_\theta, H_b] = 0$ holds by definition. Hence it does not make sense to define an instant τ_s at which the equivalent δ pulse is located. In other words, all values $\tau_s \in [0, \tau_p]$ are equivalent. The difference to the ansatz (4) is that the coupling between spin and bath is averaged to zero by the pulse. The difference to the ansatz (5) is that we keep the dynamics of the bath. The latter point is relevant only if the bath is not completely static.

Pulses which realize the approximation (7) are useful in NMR for the preparation of particular states and the subsequent measurement of the signal decay without delay [24, 25]. In QIP, pulses of the type (7) are relevant for single quantum bit gates. For dynamic decoupling they can also be used if the pulse sequence takes the finite pulse duration into account [33].

III. GENERAL EQUATIONS

For the total time evolution we start from

$$U_p(\tau_p, 0) = e^{-i\tau_p H_b} T \left\{ e^{-i\vec{\sigma} \cdot \int_0^{\tau_p} \vec{v}(t) dt} \right\} U(\tau_p, 0). \quad (8)$$

This ansatz is consistent with the general goal (7). The unitary $U(\tau_p, 0)$ incorporates the corrections implied by the choice of the ansatz. These corrections will be functions of the coupling constants of the Hamiltonian and of the pulse shape. Obviously, no corrections occur if the coupling vanishes ($\lambda = 0$) so that $U(\tau_p, 0)$ is the identity operator. For the general case $\lambda \neq 0$, we search for the conditions under which the corrections vanish. To this end, $U(\tau_p, 0)$ must be determined from the Schrödinger equation. The prerequisite is to know the time dependence of the pulse.

The time ordered exponential in (8) represents the actual pulse. We describe its time dependence by

$$\hat{P}_\tau := T \left\{ e^{-i\vec{\sigma} \cdot \int_0^\tau \vec{v}(t) dt} \right\}, \quad \forall \tau \quad (9)$$

$$= e^{-i\vec{\sigma} \cdot \hat{a}(\tau) \psi(\tau)/2}. \quad (10)$$

This expression represents an overall rotation around the axis $\hat{a}(\tau)$ ($|\hat{a}(\tau)| = 1$) and about the angle $\psi(\tau)$. For $\tau = \tau_p$ the pulse is completed and by definition we have $\psi(\tau_p) = \theta$.

The pulse satisfies the Schrödinger equation

$$i\partial_\tau \hat{P}_\tau = H_0(\tau) \hat{P}_\tau \quad (11)$$

for all τ in $[0, \tau_p]$. The relation between $\vec{v}(t)$, $\hat{a}(t)$ and $\psi(t)$ can be derived by solving Eq. (11). We refer the reader to Ref. 31 for further details. The vector $\vec{v}(t)$ can be written as a function of the axis and the angle of rotation

$$\begin{aligned} 2\vec{v}(t) &= \psi'(t)\hat{a}(t) + \hat{a}'(t) \sin \psi(t) \\ &- (1 - \cos \psi(t)) (\hat{a}'(t) \times \hat{a}(t)). \end{aligned} \quad (12)$$

Multiplication with $\hat{a}(t)$ yields the derivative of $\psi(t)$

$$\vec{v}(t) \cdot \hat{a}(t) = \psi'(t)/2. \quad (13)$$

Eq. (12) can also be used to find $\psi(t)$ and $\hat{a}(t)$ from $\vec{v}(t)$ by integration. This is the way one has to take from an experimentally given pulse to its theoretical description.

The Schrödinger equation for the total time evolution reads

$$i\partial_\tau U_p(\tau, 0) = (H + H_0(\tau))U_p(\tau, 0). \quad (14)$$

Together with (11), the following differential equation ensues

$$i\partial_\tau U(\tau, 0) = G(\tau)U(\tau, 0), \quad (15)$$

where

$$G(\tau) := e^{iH_b\tau} \hat{P}_\tau^{-1} (\vec{\sigma} \cdot \vec{A}) \hat{P}_\tau e^{-iH_b\tau}. \quad (16)$$

From its definition one sees that $G(\tau)$ is always linear in \vec{A} and thus in λ . So it vanishes if the coupling vanishes. Note that $G(\tau)$ differs from the corresponding time dependent operator $F(\tau)$ in Refs. 29 and 31 where $\vec{v}(\tau)$ appeared. So the present result is to some extent simpler than the one for the approximation (4).

At $\tau = \tau_p$ we formally obtain for the unitary correction

$$U(\tau_p, 0) = T \left\{ e^{-i \int_0^{\tau_p} G(t) dt} \right\}. \quad (17)$$

Further progress requires the explicit form of $G(t)$

$$G(t) = e^{iH_b t} H_{qb} e^{-iH_b t}, \quad (18)$$

with

$$H_{qb} := \hat{P}_t^{-1} (\vec{\sigma} \cdot \vec{A}) \hat{P}_t \quad (19a)$$

$$\begin{aligned} &= \left[\cos \psi(t) (\vec{\sigma} \cdot \vec{A}) - \sin \psi(t) \vec{\sigma} \cdot (\hat{a}(t) \times \vec{A}) \right. \\ &\quad \left. + 2 \sin^2 \frac{\psi(t)}{2} (\hat{a}(t) \cdot \vec{A}) (\vec{\sigma} \cdot \hat{a}(t)) \right]. \end{aligned} \quad (19b)$$

To derive relation (19b) the following identities are useful

$$\hat{P}_t = \cos(\psi/2) - i(\vec{\sigma} \cdot \hat{a}) \sin(\psi/2) \quad (20a)$$

$$(\vec{m} \cdot \vec{\sigma})(\vec{n} \cdot \vec{\sigma}) = \vec{m} \cdot \vec{n} + i\vec{\sigma} \cdot (\vec{m} \times \vec{n}) \quad (20b)$$

$$\vec{m} \times (\vec{n} \times \vec{l}) = \vec{n}(\vec{m} \cdot \vec{l}) - \vec{l}(\vec{m} \cdot \vec{n}), \quad (20c)$$

where the time dependencies of $\hat{a}(t)$ and $\psi(t)$ are omitted to lighten the notation.

We again use the notation introduced previously [31] and define

$$\vec{S}(t) := \hat{P}_t^{-1} \vec{\sigma} \hat{P}_t. \quad (21)$$

This vector operator represents a rotation of $\vec{\sigma}$ about the axis \hat{a} by the angle ψ . Hence it can also be written as

$$\vec{S}(t) = D_{\hat{a}}(\psi) \vec{\sigma}, \quad (22)$$

where $D_{\hat{a}}(\psi)$ is the 3×3 dimensional matrix describing the rotation about the axis \hat{a} by the angle ψ . This leads to

$$H_{qb} = \hat{P}_t^{-1} (\vec{\sigma} \cdot \vec{A}) \hat{P}_t := \vec{S}(t) \cdot \vec{A} \quad (23a)$$

$$= (D_{\hat{a}}(\psi) \vec{\sigma}) \cdot \vec{A} \quad (23b)$$

$$= (D_{\hat{a}}(-\psi) \vec{A}) \cdot \vec{\sigma} \quad (23c)$$

$$:= \vec{n}_A(t) \cdot \vec{\sigma}. \quad (23d)$$

Note that $\vec{n}_A(t)$ is a vector operator acting on the bath only. The comparison with Eq. (19b) yields

$$\begin{aligned} \vec{n}_A(t) &= \cos \psi(t) \vec{A} - \sin \psi(t) (\hat{a}(t) \times \vec{A}) \\ &+ (1 - \cos \psi(t)) \hat{a}(t) (\hat{a}(t) \cdot \vec{A}). \end{aligned} \quad (24)$$

IV. EXPANSION IN $\tau_p H$

We consider the case where the quantity $\tau_p H$ is smaller than the pulse term $\tau_p H_0$. Then we expand in the small parameters $\tau_p \omega_b$ and in $\tau_p \lambda$, respectively, as they are defined after Eq. (1). Practically, we define the vector operator $\vec{A}(t)$ and we expand it in powers of t [29, 31]

$$\begin{aligned} \vec{A}(t) &:= e^{iH_b t} \vec{A} e^{-iH_b t} \\ &= \vec{A} + \sum_{n=1}^{\infty} \frac{(it)^n}{n!} [[H_b, \vec{A}]]_n. \end{aligned} \quad (25)$$

The notation $[[H_b, \vec{A}]]_n$ stands for the nested commutators $[H_b, [H_b, \dots, [H_b, [H_b, \vec{A}]]]]$ with H_b appearing n times. Note that in the case of a static bath one has $[H_b, \vec{A}] = 0$ and hence $\vec{A}(t) = \vec{A}$ holds.

According to Eqs. (18, 23a, 23d), the time dependent operator $G(t) = \vec{S}(t) \cdot \vec{A}(t) = \vec{n}_A(t) \cdot \vec{\sigma}$ has the series

$$G(t) = \vec{S}(t) \cdot \vec{A} + it [H_b, \vec{S}(t) \cdot \vec{A}] + O(t^2), \quad (26)$$

in powers of t or equivalently

$$G(t) = \vec{n}_A(t) \cdot \vec{\sigma} + it [H_b, \vec{\sigma} \cdot \vec{n}_A(t)] + O(t^2). \quad (27)$$

Our aim is to make U , given formally in (17), as close as possible to the identity operator. We use the Magnus

expansion [34] to eliminate the time ordering in (17). It reads

$$U(\tau_p, 0) = \exp \left[-i\tau_p (G^{(1)} + G^{(2)} + \dots) \right], \quad (28)$$

with $\tau_p G^{(1)} = \int_0^{\tau_p} G(t) dt$ and $\tau_p G^{(2)} = -(i/2) \int_0^{\tau_p} dt_1 \int_0^{t_1} dt_2 [G(t_1), G(t_2)]$. Combining the expansions (27) and (28) yields the wanted expansion in powers of τ_p in the form $U(\tau_p, 0) = \exp [-i(\eta^{(1)} + \eta^{(2)} + \dots)]$ where the first two terms are

$$\eta^{(1)} = \int_0^{\tau_p} dt \vec{\sigma} \cdot \vec{n}_A(t) \quad (29)$$

$$\begin{aligned} \eta^{(2)} = & i \int_0^{\tau_p} dt t [H_b, \vec{\sigma} \cdot \vec{n}_A(t)] \\ & - \frac{i}{2} \int_0^{\tau_p} dt_1 \int_0^{t_1} dt_2 [\vec{n}_A(t_1) \cdot \vec{n}_A(t_2) - \vec{n}_A(t_2) \cdot \vec{n}_A(t_1) \\ & + i\vec{\sigma} \cdot (\vec{n}_A(t_1) \times \vec{n}_A(t_2) - \vec{n}_A(t_2) \times \vec{n}_A(t_1))], \end{aligned} \quad (30)$$

with $\vec{n}_A(t)$ given by Eq. (24).

We consider the most general case where $[\vec{A}_m, \vec{A}_n] \neq 0$ for $m \neq n$ with $\vec{A} := (\lambda_x \vec{A}_x, \lambda_y \vec{A}_y, \lambda_z \vec{A}_z)$. Equations (29) and (30) are still operator equations. We wish to obtain a set of scalar equations without operators. Hence we write $n_{A(t),i}(t) = \sum_{j=x,y,z} \lambda_j n_{i,j}(t) \vec{A}_j$, with $i = x, y, z$ and λ_j being the strength of the coupling in the particular spin direction. The $n_{i,j}$ are operator independent scalars. They represent the matrix elements of the rotation matrix $D_{\vec{a}}(-\psi)$ as seen from the comparison of Eqs. (23c) and (23d). They are given explicitly in the Appendix. These notations lead to the three expressions

$$\vec{\sigma} \cdot \vec{n}_A(t) = \sum_{i,j} \sigma_i \lambda_j n_{i,j}(t) \vec{A}_j, \quad (31)$$

$$\begin{aligned} (\vec{n}_A(t_1) \times \vec{n}_A(t_2) - \vec{n}_A(t_2) \times \vec{n}_A(t_1))_i = \\ \sum_{j,k} \epsilon_{ijk} \sum_{l,m} \lambda_l \lambda_m (\vec{A}_l \vec{A}_m + \vec{A}_m \vec{A}_l) n_{j,l}(t_1) n_{k,m}(t_2), \end{aligned} \quad (32)$$

$$\begin{aligned} \vec{n}_A(t_1) \cdot \vec{n}_A(t_2) - \vec{n}_A(t_2) \cdot \vec{n}_A(t_1) = \\ \sum_{i,j < k} \lambda_j \lambda_k [\vec{A}_j, \vec{A}_k] (n_{i,j}(t_1) n_{i,k}(t_2) - n_{i,j}(t_2) n_{i,k}(t_1)), \end{aligned} \quad (33)$$

where ϵ_{ijk} is the completely antisymmetric Levi-Civita tensor and $(\)_i$ the component i of the vector $(\)$. Each index i, j, k, l, m takes one of the values x, y, z . Then Eqs. (29) and (31) imply

$$\eta^{(1)} = \sum_i \sigma_i \eta_i^{(1)}, \quad (34)$$

with

$$\eta_i^{(1)} := \sum_j \lambda_j \vec{A}_j \int_0^{\tau_p} dt n_{i,j}(t). \quad (35)$$

Eq. (30) is conveniently split into

$$\eta^{(2)} = \sum_i \sigma_i \left(\eta_i^{(2a)} + \eta_i^{(2b)} \right) + \eta^{(2c)} \quad (36)$$

where

$$\eta_i^{(2a)} := \sum_j \lambda_j [H_b, \vec{A}_j] \int_0^{\tau_p} dt t n_{i,j}(t), \quad (37)$$

and with the help of (32)

$$\begin{aligned} \eta_i^{(2b)} := & \sum_{l,m} \lambda_l \lambda_m (\vec{A}_l \vec{A}_m + \vec{A}_m \vec{A}_l) \times \\ & \int_0^{\tau_p} dt_1 \int_0^{t_1} dt_2 \sum_{j,k} \epsilon_{ijk} n_{j,l}(t_1) n_{k,m}(t_2) \end{aligned} \quad (38)$$

and with the help of (33)

$$\begin{aligned} \eta^{(2c)} := & \sum_{i,j < k} \lambda_j \lambda_k [\vec{A}_j, \vec{A}_k] \times \\ & \int_0^{\tau_p} dt_1 \int_0^{t_1} dt_2 (n_{i,j}(t_1) n_{i,k}(t_2) - n_{i,j}(t_2) n_{i,k}(t_1)). \end{aligned} \quad (39)$$

If the components of \vec{A} commute the correction $\eta^{(2c)}$ is zero and (39) is fulfilled automatically.

V. DISCUSSION OF THE EQUATIONS

Approximating the ideal pulse, i.e., a δ peak, by the real pulse $\vec{v}(t)$ up to the third order in Δt is equivalent to imposing that the corrections $\eta^{(1)}$ and $\eta^{(2)}$ vanish. This implies the following system of integral equations

$$\int_0^{\tau_p} dt n_{i,j}(t) = 0 \quad (40a)$$

$$\int_0^{\tau_p} dt t n_{i,j}(t) = 0 \quad (40b)$$

for all $i, j \in \{x, y, z\}$ and

$$\int_0^{\tau_p} dt_1 \int_0^{t_1} dt_2 \sum_{j,k} \epsilon_{ijk} n_{j,l}(t_1) n_{k,m}(t_2) \text{sgn}(t_1 - t_2) = 0. \quad (40c)$$

for all $i, l \leq m$ and

$$\sum_i \int_0^{\tau_p} dt_1 \int_0^{t_1} dt_2 n_{i,j}(t_1) n_{i,k}(t_2) \text{sgn}(t_1 - t_2) = 0, \quad (40d)$$

amplitude(s)	τ_i
CORPSE-Pi	
$\pm 13\pi/6$	1/13 6/13
SCORPSE-Pi	
$\pm 7\pi/6$	1/7 6/7
SYM-Pi	
$\pm 17\pi/6$	5/17 12/17
SYM2ND-Pi	
± 188.566	0.050019 0.215899 0.417962 0.582038 0.784101 0.949981

Table I: Overview of the π pulses satisfying all or parts of the equations (40). SCORPSE-Pi, SYM-Pi and SYM2ND-Pi are symmetric pulses, while CORPSE-Pi is asymmetric. CORPSE-Pi, SCORPSE-Pi and SYM-Pi are pulses with vanishing first order corrections ($\eta_{11} = \eta_{12} = 0$), while SYM2ND-Pi makes also the second order corrections vanish ($\eta_{21} = \eta_{22} = \eta_{23} = 0$). The switching instants τ_i and the amplitudes are given in units of τ_p and $1/\tau_p$, respectively. The SCORPSE-Pi coincides with UPi in Ref. 30.

for $j < k$, i.e., for the three cases $(j, k) = (x, y)$, $(j, k) = (x, z)$, and $(j, k) = (y, z)$. In the most general case, i.e., without specific knowledge about the three operators \vec{A}_l and H_b , the system consists of 39 integral equations. But this number reduces drastically if specific cases are considered. Examples are a spin coupled to the bath only along the z direction, in which case Eq. (40d) can be neglected and (40c) reduces to three equations, or if $[H_b, \vec{A}] = 0$, in which case Eq. (40b) can be neglected. In the next sections we will provide and discuss solutions for such a specific case.

One of the advantages of the ansatz (8) is that no free evolution occurs after the application of the pulse. Up to the corrected order in the expansion in τ_p , the effect of the pulse can be seen as being concentrated at the very end of the interval $[0, \tau_p]$. This is surely a promising tool to be implemented experimentally. The possibility of designing pulses which effectively rotate the spin only at the very end of its duration allows one to measure the response of a system without delay in time. This goal has been pursued numerically in Refs. 24 and 25 for NMR pulses by optimal control theory. The spin dynamics was treated classically by the equation of motion for the magnetization; decoherence was included by a relaxation term.

In Refs. 29 and 31, a no-go theorem for the second order correction of a π pulse was proved for the ansatz (4). This limitation is eliminated for the ansatz (7) con-

amplitude(s)	τ_i
CORPSE-Pi2	
± 6.345849	0.033410 0.471527
SYM-Pi2	
± 7.791318	0.275201 0.724799
SYM2ND-Pi2	
± 238.863	0.039829 0.195387 0.406381 0.593619 0.804613 0.960171

Table II: Overview of the $\pi/2$ pulses satisfying all or parts of the equations (40). SYM-Pi2 and SYM2ND-Pi2 are symmetric pulses, while CORPSE-Pi2 is asymmetric. CORPSE-Pi2 and SYM-Pi2 are pulses with vanishing first order corrections ($\eta_{11} = \eta_{12} = 0$), while SYM2ND-Pi2 makes also the second order corrections vanish ($\eta_{21} = \eta_{22} = \eta_{23} = 0$). The switching instants τ_i and the amplitudes are given in units of τ_p and $1/\tau_p$, respectively.

sidered in the present work. We present pulse shapes in the following sections which make the first *and all* the second order corrections vanish as given in Eqs. (40), see Tables I and II.

Pryadko and co-workers have previously studied a very similar issue [26, 27, 28]. They propose pulse shapes which correct for the second order of static baths, i.e., baths without internal dynamics [26]. Our pulses SYM2ND, see Tables I and II, go beyond this level because they make also the second order corrections vanish for dynamic baths. The corrections computed in Refs. 27 and 28 are special cases of our equations (40): only symmetric pulses corresponding to the rotation about a given spin axis are considered.

Some remarks about higher orders are in order. Third order corrections scale like $\omega_b \lambda^2$, $\omega_b^2 \lambda$, or like λ^3 . To make them vanish in the fully general framework, i.e., without prior knowledge of the operators \vec{A} , requires to fulfill an additional finite number of equations. Finding the corresponding solutions is a problem of a high degree of complexity because pulses with a more complicated structure must be considered. Thus the numerical search of the corresponding solutions becomes cumbersome. But there is no principal reason not to tackle this issue in our approach considering a bath with all quantum fluctuations, i.e., including all possible effects of J couplings in the NMR language.

Before we proceed to the solutions, we mention a geometrical interpretation of the corrections. Due to the identification of the $n_{i,j}$ with the matrix elements of the rotation matrix $D_{\vec{a}}(-\psi)$, one can interpret Eqs. (40) as the time average over all possible rotations of the

coupling term in the Hamiltonian (1) between the spin and the bath. This is particularly obvious in Eq. (35). For the linear order analogous interpretations are quoted in the literature for discrete sets of control pulses [35]. The second order equations (40b,40c,40d) can be seen as weighted averages of the $n_{i,j}$. An especially transparent geometric interpretation has been reached if only the z coupling \bar{A}_z is present [31].

VI. SOLUTIONS

In order to find solutions we focus on the simplest specific case. We consider a spin coupled to the bath only along the z direction, $\vec{A} = \lambda \vec{A}(0, 0, 1)$, and the pulse consists only of a rotation around the y axis, $\hat{a} = (0, 1, 0)$. Then the vector \vec{n}_A is

$$\vec{n} := \vec{n}^z = \lambda \vec{A}(-\sin \psi(t), 0, \cos \psi(t)). \quad (41)$$

Insertion in Eqs. (40a, 40b) and (40c) yields

$$\eta_{11} := \int_0^{\tau_p} dt \sin \psi(t) \quad (42a)$$

$$\eta_{12} := \int_0^{\tau_p} dt \cos \psi(t) \quad (42b)$$

$$\eta_{21} := \int_0^{\tau_p} dt t \sin \psi(t) \quad (42c)$$

$$\eta_{22} := \int_0^{\tau_p} dt t \cos \psi(t) \quad (42d)$$

$$\eta_{23} := \int_0^{\tau_p} \int_0^{\tau_p} dt_1 dt_2 \sin(\psi(t_1) - \psi(t_2)) \text{sgn}(t_1 - t_2). \quad (42e)$$

For the first order corrections to vanish $\eta_{11} = \eta_{12} = 0$ must hold. For the second order corrections also to vanish $\eta_{21} = \eta_{22} = \eta_{23} = 0$ is required in addition.

A. Composite pulses

A composite pulse is a pulse which can be seen as being composed of simple pulses of constant amplitudes, i.e., the total pulse is characterized by piecewise constant amplitudes. For simplicity, we parametrize the pulse shape as function of constant modulus of the amplitude and search for solutions to Eqs. (42) for π and $\pi/2$ pulses.

If we restrict ourselves to the first order corrections we find that the CORPSE pulses satisfy our equations, both for the π and $\pi/2$ case. The SCORPSE pulse works only in the π case. In particular, for the π pulse, one can use the solutions reported in Ref. [19] with an appropriately rescaled time interval. For the $\pi/2$ case the features of

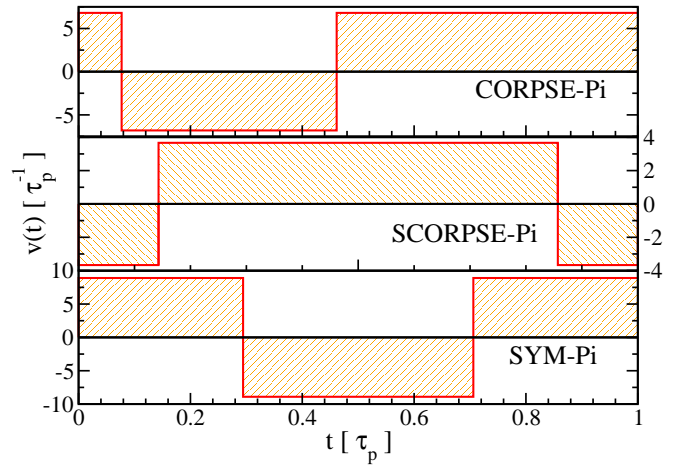


Figure 1: Symmetric and asymmetric π pulses with piecewise constant amplitude. The pulse characteristics are reported in Table I. These pulses make the first order corrections Eqs. (42a) and (42b) vanish. The pulses CORPSE and SCORPSE coincide with those proposed in [16, 17]. The SCORPSE P:

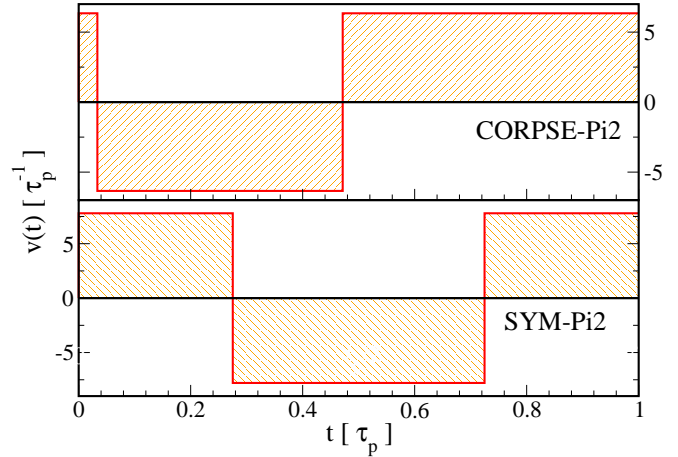


Figure 2: Symmetric and asymmetric $\pi/2$ pulses with piecewise constant amplitude. The pulse characteristics are reported in Table I. These pulses make the first order corrections Eq. (42a) and (42b) vanish. The pulse CORPSE coincides with that proposed in Refs. 16 and 17.

the pulses can be derived from the general equations reported by Cummins *et al.* in Ref. 16, 17. Amplitudes and switching instants are reported in Tables I and II. The first order correcting pulses are plotted in Figs. 1 and 2 while the pulses correcting also the second order are displayed in Fig. 3. Note that these solutions are qualitatively very similar to the very short pulses found numerically by optimum control theory applied to the classical dynamics of the magnetization in NMR [22].

CORPSE pulses are asymmetric pulses while SCORPSE pulses are symmetric. These results

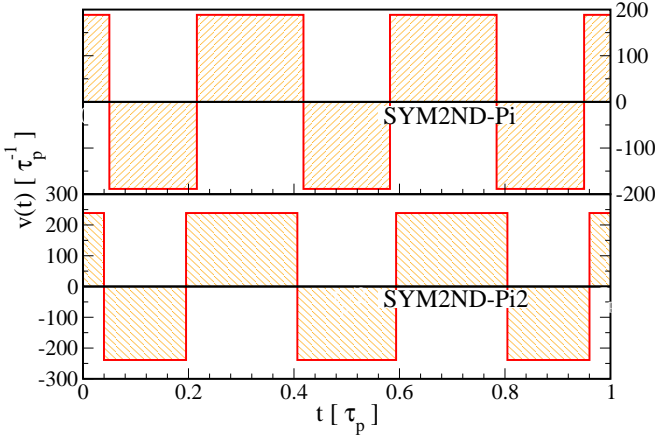


Figure 3: Symmetric π and $\pi/2$ pulse with piecewise constant amplitude that correct also the second order ($\eta_{21} = \eta_{22} = \eta_{23} = 0$), see Eqs. (42c,42d) and Eq. (42e). Their characteristics are reported in Table I and in Table II.

confirm that our ansatz for the decoupling of the spin from the bath comprises the ansatz that led to the CORPSE and the SCORPSE pulse. In this sense our results reproduce those in Refs. 16, 17, 19 generally and they reach beyond the former references because (i) the bath is treated quantum mechanically and (ii) a larger variety of pulses is considered, see for example SYM-Pi and SYM-Pi2 in Tables I and II.

Alway and Jones [20] derived composite pulses along the lines proposed by Brown *et al.* [18]. As far as off-resonance errors are considered the wanted pulse properties are the same at which we are aiming. But the correction in second order works only for purely static baths, i.e., for $H_b = 0$. Note that fairly complicated pulses are required with fine-tuned axes of rotation while our second order pulses SYM2ND-Pi and SYM2ND-Pi2 do with a fixed axis of rotation. Furthermore, the approach used in Refs. 20 and 18 is suited only for composite pulses.

B. Continuous pulses

In a setup where frequency selectivity is required the piecewise constant pulses, i.e., the composite pulses, are not the optimum choice due to their jumps. For this reason, we also propose continuous pulses which are characterized by narrower frequency bands. The pulses we obtain are qualitatively similar in their smoothness to the pulses of intermediate duration found numerically by optimum control theory applied to the classical dynamics of the magnetization in NMR [22].

First, we study the first order corrections. As before we design π and $\pi/2$ pulses without the linear corrections: $\eta_{11} = \eta_{12} = 0$. For symmetric pulses the function $v(t)$ can be expanded in the Fourier series

$$v(t) = \theta/2 + (a - \theta/2) \cos(2\pi t/\tau_p) - a \cos(4\pi t/\tau_p), \quad (43)$$

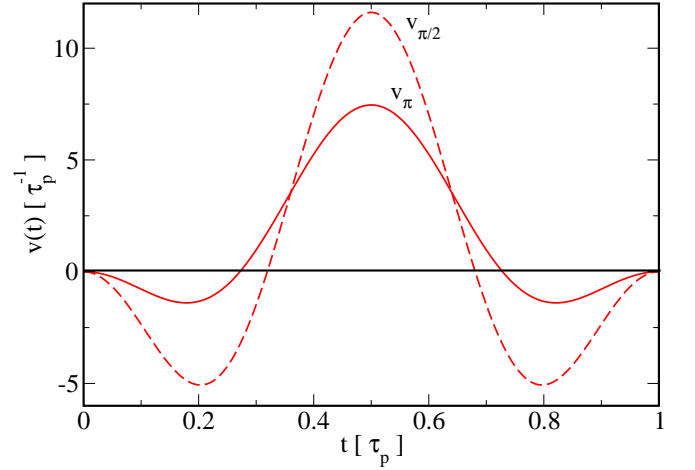


Figure 4: Symmetric π and $\pi/2$ pulses with continuous amplitude. Both are solutions of the first order Eqs. (42a) and (42b). We refer to Eq. (43) for their parametrization. For the π pulse we find $a = -2.159224[1/\tau_p]$, which coincides with the pulse proposed in Ref. 29 as expected. For the $\pi/2$ pulse we find $a = -5.015588[1/\tau_p]$ which differs from previous proposals since another approximation is pursued, see ansatz (7). The maximum amplitude is given by $a_{\max} = (\theta - 2a)[1/\tau_p]$.

with θ being either equal to π or to $\pi/2$. The amplitude a is the parameter which is varied to comply with $\eta_{11} = \eta_{12} = 0$. For asymmetric pulses we choose

$$v(t) = \theta/2 + (a - \theta/2) \cos(2\pi t/\tau_p) - a \cos(4\pi t/\tau_p) + b \sin(2\pi t/\tau_p) - (b/2) \sin(4\pi t/\tau_p), \quad (44)$$

where a and b are varied to reach $\eta_{11} = \eta_{12} = 0$. The symmetric pulses are plotted in Fig. 4 and the asymmetric ones in Fig. 5.

For closed systems consisting of several Ising spins in a piece of chain, but without any bath H_b , Sengupta and Pryadko [26] proposed tuned symmetric pulses making the first and the second order corrections vanish. The pulses are designed such that the $2L - 1$ first derivatives of the pulse amplitude with $L \in \{1, 2\}$ are zero at $t = 0$ and $t = \tau_p$. We checked that all these pulses make the first order corrections in Eqs. (42a,42b) vanish.

Concerning the second order corrections, the pulses suggested in Ref. 26 make the term η_{23} vanish, see Eq. (42e), but not the terms η_{21} and η_{22} in Eqs. (42c,42d). This is consistent with the fact that terms proportional to η_{21} and η_{22} do not appear in the second order corrections if no explicit bath dynamics H_b is present, see Eq. (37).

We succeeded also to find continuous pulses which make the first and the second order terms vanish, i.e., which fulfill the whole set of equations (42). We use the symmetric ansatz

$$v(t) = \theta/2 + (a - \theta/2) \cos(2\pi t/\tau_p) + (b - a) \cos(4\pi t/\tau_p) + (c - b) \cos(6\pi t/\tau_p) - c \cos(8\pi t/\tau_p), \quad (45)$$

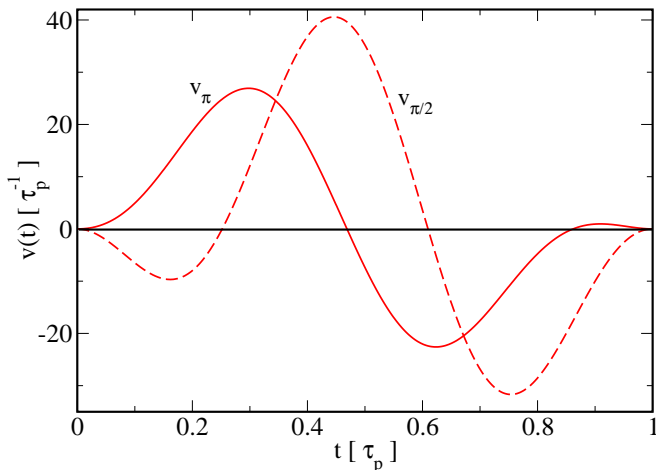


Figure 5: Asymmetric π and $\pi/2$ pulses with continuous amplitude. Both are solutions of the first order Eqs. (42a) and (42b). We refer to Eq. (44) for their parametrization. For the π pulse we find $a = 5.263022[1/\tau_p]$ and $b = 17.850535[1/\tau_p]$ while for the $\pi/2$ pulse we find $a = -16.809353[1/\tau_p]$ and $b = 15.634390[1/\tau_p]$. The maximum amplitudes are $a_{\max} = 26.916283[1/\tau_p]$ at $t = 0.2977\tau_p$ for the π pulse and $a_{\max} = 40.572755[1/\tau_p]$ at $t = 0.4461\tau_p$ for the $\pi/2$ pulse.

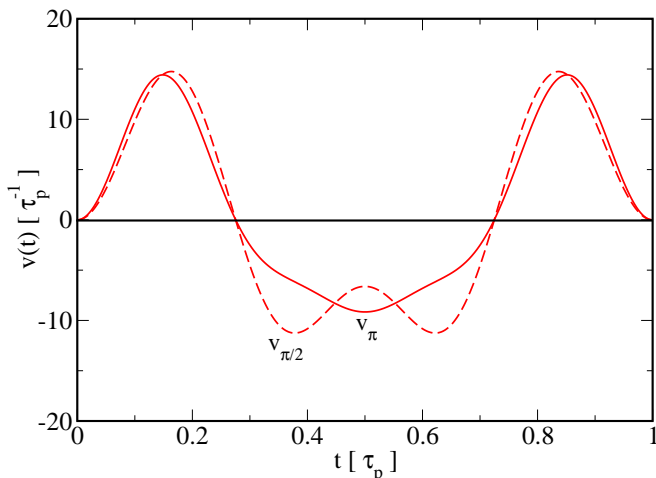


Figure 6: Symmetric π and $\pi/2$ pulses with continuous amplitudes. Both are solutions of the first and second order Eqs. (42). We refer to Eq. (45) for their parametrization. For the π pulse we find $a = 10.804433[1/\tau_p]$, $b = 6.831344[1/\tau_p]$, and $c = 2.174538[1/\tau_p]$ while for the $\pi/2$ pulse we find $a = 10.925826[1/\tau_p]$, $b = 6.806775[1/\tau_p]$, and $c = -0.02696178[1/\tau_p]$.

where a , b , and c are the amplitudes to be determined. The resulting pulses are displayed in Fig. 6. Interestingly, the pulses are fairly simple in structure with only two zeros between 0 and 1. Also the maxima of the absolute amplitudes are fairly low in comparison with the values required for the piecewise constant pulses in Fig. 3.

VII. CONCLUSIONS

In this article we aimed at a complete decoupling of a spin from its quantum mechanical bath, induced for instance by other nuclear spins through hyperfine couplings, during a general short control pulse. This aim was different from the one we followed previously [29, 30, 31] where we aimed at the disentanglement of the Hamiltonians of the pulse and of the system. The aim followed in the present work was closer to the aims pursued in the literature.

We studied a general pulse applied to a general spin-bath model in a perturbation approach in the shortness of the pulse duration τ_p . The first and second order correction terms have been derived generally. This set of equations includes many results of previous investigations such as, for instance, off-resonance models where the perturbing part is static. Pulses like the CORPSE pulse [16, 17, 19] are shown to make the first order corrections vanish but not the general second order corrections.

In the specific example of a model with dephasing bath, which shows internal dynamics, we demonstrated the existence of pulses which make the first and the second order corrections vanish. To our knowledge, no such result has been presented for quantum mechanical baths so far in the literature. This finding illustrates that the no-go theorem concerning the disentanglement of π pulses from the system [29, 31] does not apply if one aims at the perturbative decoupling of spin and system.

The present results are useful for applications in quantum information processing and nuclear magnetic resonance. In the framework of the former, single quantum bit gates can be realized reliably by control pulses which fulfill the equations derived here. In the framework of the latter, the measurement of the time evolution of certain quantum states can be performed after their preparation without time delay because the real pulse behaves like an instantaneous pulse at the very end of the real pulse of finite duration. We emphasize that our result extends previous ones [21, 22, 23, 24, 25] in the sense that a decoherence bath with quantum mechanical dynamics is considered (J couplings in NMR). Last but not least, the pulses proposed here can be applied for the realization of especially adapted sequences for dynamic decoupling [33].

Acknowledgments

We thank J. A. Jones, L. P. Pryadko, and T. E. Skinner for many useful comments.

VIII. APPENDIX

We start from $\vec{n}_A(t) = D_{\hat{a}}(-\psi)\vec{A}$ where $D_{\hat{a}}(-\psi)$ stands for the matrix representing the rotation around the unit vector $\hat{a}(t)$ by the angle $\psi(t)$. From the explicit

form of $\vec{n}_A(t)$, Eq. (24), one can derive the matrix elements of $D_{\hat{a}}(-\psi)$ which we introduced as $n_{i,j}$

$$D_{\hat{a}}(-\psi) = \begin{pmatrix} \cos \psi + (1 - \cos \psi)a_x^2 & a_z \sin \psi + (1 - \cos \psi)a_x a_y & -a_y \sin \psi + (1 - \cos \psi)a_x a_z \\ -a_z \sin \psi + (1 - \cos \psi)a_x a_y & \cos \psi + (1 - \cos \psi)a_y^2 & a_x \sin \psi + (1 - \cos \psi)a_y a_z \\ a_y \sin \psi + (1 - \cos \psi)a_x a_z & -a_x \sin \psi + (1 - \cos \psi)a_y a_z & \cos \psi + (1 - \cos \psi)a_z^2 \end{pmatrix} \quad (46)$$

where the time dependence of $\psi(t)$ and $\hat{a}(t)$ has been omitted for clarity.

-
- [1] E. L. Hahn, Phys. Rev. **80**, 580 (1950).
 - [2] H. Y. Carr and E. M. Purcell, Phys. Rev. **94**, 630 (1954).
 - [3] S. Meiboom and D. Gill, Rev. Sci. Instr. **29**, 688 (1958).
 - [4] U. Haeberlen, *High Resolution NMR in Solids: Selective Averaging* (Academic Press, New York, 1976).
 - [5] R. R. Ernst, G. Bodenhausen, and A. Wokaun, *Principles of Nuclear Magnetic Resonance in One and Two Dimensions*, vol. 14 of *International Series of Monographs on Chemistry* (Clarendon Press, Oxford, 1987).
 - [6] R. Freeman, *Spin Choreography: Basic Steps in High Resolution NMR* (Oxford University Press, Oxford, 1998).
 - [7] L. Viola and S. Lloyd, Phys. Rev. A **58**, 2733 (1998).
 - [8] M. Ban, J. Mod. Opt. **45**, 2315 (1998).
 - [9] K. Khodjasteh and D. A. Lidar, Phys. Rev. Lett. **95**, 180501 (2005).
 - [10] G. S. Uhrig, Phys. Rev. Lett. **98**, 100504 (2007).
 - [11] B. Lee, W. M. Witzel, and S. Das Sarma, Phys. Rev. Lett. **100**, 160505 (2008).
 - [12] W. Yang and R.-B. Liu, Phys. Rev. Lett. **101**, 180403 (2008).
 - [13] M. J. Biercuk, H. Uys, A. P. VanDevender, N. Shiga, W. M. Itano, and J. J. Bollinger, Nature **458**, 996 (2009).
 - [14] R. Tycko, Phys. Rev. Lett. **51**, 775 (1983).
 - [15] M. H. Levitt, Prog. NMR Spect. **18**, 61 (1986).
 - [16] H. K. Cummins and J. A. Jones, New J. Phys. **2**, 6 (2000).
 - [17] H. K. Cummins, G. Llewellyn, and J. A. Jones, Phys. Rev. A **67**, 042308 (2003).
 - [18] K. R. Brown, A. W. Harrow, and I. L. Chuang, Phys. Rev. A **70**, 052318 (2004).
 - [19] M. Möttönen, R. de Sousa, J. Zhang, and K. B. Whaley, Phys. Rev. A **73**, 022332 (2006).
 - [20] W. G. Alway and J. A. Jones, J. Magn. Res. **189**, 114 (2007).
 - [21] T. E. Skinner, T. O. Reiss, B. Luy, N. Khaneja, and S. J. Glaser, J. Mag. Res. **163**, 8 (2003).
 - [22] K. Kobzara, T. E. Skinner, N. Khanejac, S. J. Glaser, and B. Luy, J. Mag. Res. **170**, 236 (2004).
 - [23] B. Luy, K. Kobzar, T. E. Skinner, N. Khanej, and S. J. Glaser, J. Mag. Res. **176**, 179 (2005).
 - [24] N. I. Gershenzon, K. Kobzar, B. Luy, S. J. Glaser, and T. E. Skinner, J. Mag. Res. **188**, 330 (2007).
 - [25] N. I. Gershenzon, T. E. Skinner, B. Brutscher, N. Khaneja, M. Nimbalkar, B. Luy, and S. J. Glaser, J. Mag. Res. **192**, 235 (2008).
 - [26] P. Sengupta and L. P. Pryadko, Phys. Rev. Lett. **95**, 037202 (2005).
 - [27] L. P. Pryadko and G. Quiroz, Phys. Rev. A **77**, 012330 (2008).
 - [28] L. P. Pryadko and P. Sengupta, Phys. Rev. A **78**, 032336 (2008).
 - [29] S. Pasini, T. Fischer, P. Karbach, and G. S. Uhrig, Phys. Rev. A **77**, 032315 (2008).
 - [30] P. Karbach, S. Pasini, and G. S. Uhrig, Phys. Rev. A **78**, 022315 (2008).
 - [31] S. Pasini and G. S. Uhrig, J. Phys. A: Math. Theo. **41**, 312005 (2008).
 - [32] M. J. Biercuk, H. Uys, A. P. VanDevender, N. Shiga, W. M. Itano, and J. J. Bollinger, arXiv:0902.2957 .
 - [33] G. S. Uhrig and S. Pasini, unpublished .
 - [34] W. Magnus, Comm. Pure Appl. Math. **7**, 649 (1954).
 - [35] M. S. Byrd and D. A. Lidar, Quant. Inf. Proc. **1**, 19 (2002).