

# $\alpha_s$ from $\tau$ decays: contour-improved versus fixed-order summation in a new QCD perturbation expansion

Irinel Caprini

*National Institute of Physics and Nuclear Engineering,  
POB MG 6, Bucharest, R-077125 Romania*

Jan Fischer

*Institute of Physics, Academy of Sciences of the Czech Republic,  
CZ-182 21 Prague 8, Czech Republic*

## Abstract

We consider the determination of  $\alpha_s$  from  $\tau$  hadronic decays, by investigating the contour-improved (CI) and the fixed-order (FO) renormalization group summations in the frame of a new perturbation expansion of QCD, which incorporates in a systematic way the available information about the divergent character of the series. The new expansion functions, which replace the powers of the coupling, are defined by the analytic continuation in the Borel complex plane, achieved through an optimal conformal mapping. Using a physical model recently discussed by Beneke and Jamin, we show that the new CIPT approaches the true results with great precision when the perturbative order is increased, while the new FOPT gives a less accurate description in the regions where the unsummed logarithms are large. With the new expansions, the discrepancy of 0.024 in  $\alpha_s(m_\tau^2)$  between the standard CI and FO summations is reduced to only 0.009. From the new CIPT we predict  $\alpha_s(m_\tau^2) = 0.320^{+0.011}_{-0.009}$ , which practically coincides with the result of the standard FOPT, but has a more solid theoretical basis.

Keywords: QCD, perturbation series, hadronic  $\tau$  decays

## I. INTRODUCTION

The precise determination of  $\alpha_s$  from  $\tau$  hadronic decays is one of the most important results in perturbative QCD [1]. The subject has been treated by many authors (see [2]-[10] and references therein). Among the most important improvements we mention the so-called "contour-improved renormalization-group summation" [4], [5], which avoids the large logarithms of the usual "fixed-order" expansion along the integration contour relevant for  $\alpha_s$  extraction. The higher orders of perturbation theory, expressed by the so-called renormalons, were also investigated, especially as concerns their effect on the precision of the theoretical determinations [7], [8].

The problem was revisited recently, after the calculation of the Adler function up to fourth order [11], the same at which the  $\beta$  function describing the running of the coupling is known [12]. The determination of  $\alpha_s$  from the ALEPH spectral function data was reconsidered in [13], where the prediction based on CIPT  $\alpha_s(m_\tau^2) = 0.344 \pm 0.009$  was made. On the other hand, an updated version of FOPT [14] led to the prediction  $\alpha_s(m_\tau^2) = 0.320^{+0.012}_{-0.007}$ . As remarked in [14], the discrepancy of 0.024 between CIPT and FOPT appears to be the largest systematic theoretical uncertainty in the  $\alpha_s$  determination, and it does not go away by adding the presently known higher-order terms.

The two summation methods were analyzed in detail in [14] by means of a "physical" model for the Borel transform of the Adler function. The conclusion of this study was that, somewhat surprisingly, FOPT is preferable, CIPT failing to approach the true result, although it is a priori more consistent.

The purpose of the present work is to understand better the relation between the CI and FO summation methods and their consequences on the extraction of  $\alpha_s$ . To this end we investigate these two methods using a new perturbation expansion advocated by us some time ago [15]. The new expansion separates the intrinsic ambiguity of the perturbation theory due to the infrared regions of the Feynman diagrams, from the divergent character of the series. This is achieved if the usual perturbative expansion is replaced by a series with better convergence properties (each new term improving the accuracy of the approximation instead of spoiling it). As shown in [15], [16], the new expansion is defined by using the analytic continuation in the Borel complex plane by an optimal conformal mapping. The properties of the novel expansion functions were analyzed in detail in [16] and some applications were

discussed in [15], [17].

The paper is organized as follows: in Section II we briefly review the CI and FO summations of the Adler function relevant for  $\tau$  decays. In Section III we discuss the Borel transform and in Section IV we present the CI and FO versions of the new perturbation theory for the Adler function. In Section V we apply these two methods to calculate  $\alpha_s(m_\tau^2)$ , and show that the difference between the two predictions is significantly smaller than in the standard case. In order to understand these results, in Section VI we investigate the new expansions using as an example the physical model proposed in [14]. More comments relevant for the physical case are made in Section VII. We summarize our results in Section VIII, where we emphasize that the CI summation combined with the new perturbation expansion leads to a precise determination of  $\alpha_s(m_\tau^2)$ .

## II. STANDARD CIPT AND FOPT

The relevant quantity for the extraction of  $\alpha_s(m_\tau^2)$  is the integral

$$\delta^{(0)} = -2\pi i \oint_{|s|=s_0} \frac{ds}{s} \omega(s) \hat{D}(s), \quad (1)$$

where  $s_0 = m_\tau^2$ ,  $\omega(s) = 1 - 2s/s_0 + 2(s/s_0)^3 - (s/s_0)^4$  and  $\hat{D}(s) = D(s) - 1$  is the reduced Adler function in massless QCD. It is written formally as the renormalization-group improved series<sup>1</sup>

$$\hat{D}(s) = \frac{1}{4\pi^2} \sum_{n=1}^{\infty} K_n (a_s(s))^n, \quad (2)$$

where  $a_s(s) \equiv \alpha_s(s)/\pi$ . In the  $\overline{MS}$  scheme, for  $n_f = 3$ , the coefficients  $K_n$  calculated up to now have the values:

$$K_1 = 1, \quad K_2 = 1.6398, \quad K_3 = 6.3712, \quad K_4 = 49.076. \quad (3)$$

Various estimates for the higher coefficients are available. In particular, in [14] the authors adopt the value

$$K_5 = 283. \quad (4)$$

---

<sup>1</sup> We adopt the notation from [13]; in [14]  $K_n$  are denoted as  $c_{n,1}$ . For simplicity, in (2) the scale was set to  $\xi = 1$ . The general case will be discussed at the end of Section IV.

We mention that at large  $n$  the coefficients display a factorial increase,  $K_n \sim n!$ , so that the series (2) is divergent. In writing (2) we follow the convention often adopted in physical papers, writing the sign of equality even if the series on the right hand side is divergent and the equality is impossible. According to Dyson's proposal [18] from 1952, the series is then regarded as asymptotic to  $\hat{D}(s)$  standing on the left hand side. If the series is convergent, the relation (2) is understood as equality. Analogous series in the text below (see (16), (20), (27), (30), etc.) are understood in a similar sense.

The contour-improved (CI) summation amounts to introducing (2) in (1), and performing the integral with  $a_s(s)$  calculated locally from the solution of the renormalization group equation. The solution is known up to four loops [12], the first coefficients  $\beta_j$  of the  $\beta$  function, calculated in the  $\overline{MS}$  scheme and  $n_f = 3$  being

$$\beta_0 = 9/4, \quad \beta_1 = 4, \quad \beta_2 = 10.0599, \quad \beta_3 = 47.228. \quad (5)$$

The Taylor expansion of  $a_s(s)$  in terms of a reference point  $s_1$  reads

$$a_s(s) = \sum_{j \geq 1} \xi_j (a_s(s_1))^j, \quad (6)$$

where the coefficients  $\xi_j$  depend on  $\eta_1 = \ln(s/s_1)$  and on the coefficients  $\beta_j$ . By inserting this expansion with  $s_1 = s_0$  in (2) and rearranging the expansion in powers of  $a_s(s_0)$ , one obtains the FO summation, which can be written as

$$\hat{D}(s) = \frac{1}{4\pi^2} \sum_{n=1}^{\infty} [K_n + \kappa_n(s)] (a_s(s_0))^n, \quad (7)$$

where  $\kappa_n(s)$  are polynomials of  $\eta_0 = \ln(s/s_0)$ , and depend on the coefficients  $\beta_j$  and  $K_j$  for  $j \leq n$ .

### III. BOREL TRANSFORM

The series (2) can be formally written as the Borel-Laplace transform

$$\hat{D}(s) = \frac{1}{\beta_0} \int_0^{\infty} e^{-u/(\beta_0 a_s(s))} B(u) du, \quad (8)$$

where  $B(u)$  is the Borel transform of the Adler function, defined by the power series

$$B(u) = \sum_{n=0}^{\infty} b_n u^n, \quad (9)$$

with  $b_n$  related to the original perturbative coefficients appearing in (2) by

$$b_n = \frac{K_{n+1}}{4\pi^2 \beta_0^n n!}, \quad n \geq 0. \quad (10)$$

According to present knowledge, the function  $B(u)$  has branch point singularities in the  $u$ -plane, along the negative axis - the ultraviolet (UV) renormalons - and the positive axis - the infrared (IR) renormalons [19]. Specifically, the branch cuts are situated along the rays  $u \leq -1$  and  $u \geq 2$ . The nature of the first branch points was established in [20] and in [21] (see also [14]). Thus, near the first branch points, *i.e.* for  $u \sim -1$  and  $u \sim 2$ , respectively,  $B(u)$  behaves as

$$B(u) \sim \frac{r_1}{(1+u)^{\gamma_1}}, \quad B(u) \sim \frac{r_2}{(1-u/2)^{\gamma_2}}, \quad (11)$$

where the residues  $r_1$  and  $r_2$  are not known, but the exponents  $\gamma_1$  and  $\gamma_2$  are known [20], [21].

Due to the singularities along the positive axis, the integral (8) does not exist. The ambiguity in the choice of prescription is often used as a measure of the uncertainty of the calculations in perturbative QCD. It is convenient to define the integral by the Principal Value (PV) prescription:

$$\hat{D}(s) \equiv \frac{1}{\beta_0} \text{PV} \int_0^\infty e^{-u/(\beta_0 a_s(s))} B(u) du, \quad (12)$$

where

$$\text{PV} \int_0^\infty f(u) du \equiv \frac{1}{2} \int_0^\infty [f(u+i\epsilon) du + f(u-i\epsilon) du], \quad \epsilon \rightarrow 0.$$

As discussed in [22], [23], the PV prescription is the best choice if one wants to preserve as much as possible the analyticity properties of the correlators in the  $s$ -plane, which are connected with causality and unitarity.

#### IV. NEW CIPT AND FOPT

In order to define a new expansion, we recall that the expansion (9) converges only in the disk  $|u| < 1$ , and note that a series with a larger domain of convergence can be obtained by expanding  $B(u)$  in powers of a new variable. As shown in [24], the optimal variable coincides

with the function that performs the conformal mapping of the whole analyticity domain of the expanded function onto a disk in the new complex plane<sup>2</sup>.

To find the explicit form of the optimal conformal mapping, one should know the location of all the singularities of the Borel transform  $B(u)$  in the complex Borel plane. Unfortunately, present evidence of these singularities is scarce: the known singularities (IR and UV renormalons and instanton-antiinstanton pairs) are produced only by a subclass of Feynman diagrams, while the effect of all the diagrams on the nature and location of the singularities is not known. In the lack of rigorous results, additional assumptions are made or special models are built. As for additional assumptions, we point out that universally adopted has been to assume that  $B(u)$  has only the above-mentioned singularities on the real axis with a gap, being holomorphic elsewhere.

Under this assumption, the optimal variable defined in [24] reads [15]:

$$w(u) = \frac{\sqrt{1+u} - \sqrt{1-u/2}}{\sqrt{1+u} + \sqrt{1-u/2}}. \quad (13)$$

This function maps the  $u$ -plane cut for  $u \geq 2$  and  $u \leq -1$  onto the unit disk  $|w| < 1$  in the complex plane  $w = w(u)$ , such that  $w(0) = 0$ ,  $w(2) = 1$  and  $w(-1) = -1$ . It is useful to give also the inverse  $u = u(w)$  of (13):

$$u(w) = \frac{8w}{3 - 2w + 3w^2}. \quad (14)$$

According to general arguments [24], the expansion

$$B(u) = \sum_{n \geq 0} d_n w^n \quad (15)$$

converges in the whole disk  $|w| < 1$ . Moreover, as discussed in [24], the expansion (15) has the best asymptotic rate of convergence compared to all the expansions of the function  $B(u)$  in powers of other variables.

The series (15) can be used to define an alternative expansion of  $\hat{D}(s)$ . This is obtained formally by inserting (15) in (12) and interchanging the order of summation and integration. Thus, we adopt the modified CIPT expansion defined as [16]

$$\hat{D}(s) = \sum_{n \geq 0} d_n W_n(s), \quad (16)$$

---

<sup>2</sup> For QCD, the use of a conformal mapping in the Borel plane was suggested in [25] and was applied in a more limited context in [26]. Applications of the method were considered also in [27], [28].

where

$$W_n(s) = \frac{1}{\beta_0} \text{PV} \int_0^\infty e^{-u/(\beta_0 a_s(s))} w^n du. \quad (17)$$

We emphasize that the expansion (15) exploits only the location of the singularities in the Borel plane. However, in our case some information exists also about the nature of the singularities. We note that Eq. (11) expressed in the variable  $w = w(u)$  implies

$$B(u) \sim \frac{(8/3)^{\gamma_1} r_1}{(1+w)^{2\gamma_1}}, \quad B(u) \sim \frac{(4/3)^{\gamma_2} r_2}{(1-w)^{2\gamma_2}}, \quad (18)$$

for the behaviour near the points  $w = -1$  and  $w = 1$ , respectively. The expansion (15) is expected to describe these singularities if a large number of terms is used. However, since the nature of the singularities is known, it is convenient to incorporate it explicitly. This is achieved, for instance, by expanding the product  $(1+w)^{2\gamma_1}(1-w)^{2\gamma_2} B(u)$  in powers of the variable  $w$ :

$$(1+w)^{2\gamma_1}(1-w)^{2\gamma_2} B(u) = \sum_{n \geq 0} c_n w^n. \quad (19)$$

The expansion (19) converges in the whole disk  $|w| < 1$ , *i.e.* in the whole complex  $u$ -plane, up to the cuts along the real axis. Moreover, since the singular behaviour of  $B(u)$  at the first branch points is compensated by the first factors in (19), the series is expected to converge faster than (15). Also, the behaviour near the first singularities holds even for truncated expansions, which are used in practice.

It is important to stress that, while the expansion (15) is unique, the explicit inclusion of the first singularities of  $B(u)$  contains some arbitrariness. The description of the singularities by multiplicative factors is a possibility, but is not a priori necessary. Moreover, the factors are not unique. For instance, the information on the nature of the singularities can be exploited by factors in the  $u$  variable<sup>3</sup>. An advantage of the choice (19) is that the multiplicative factors remain finite at large  $u$ . We will make more comments on this in Section VII.

The expansion (19) suggests the definition of the new CIPT

$$\hat{D}(s) = \sum_{n \geq 0} c_n \mathcal{W}_n(s), \quad (20)$$

---

<sup>3</sup> More precisely, in [29] the product  $(1+u)^{\gamma_1}(1-u/2)^{\gamma_2} B(u)$  was expanded in powers of  $u$ , while in [17] the same product was expanded in powers of  $w$ .

where the expansion functions are defined as

$$\mathcal{W}_n(s) = \frac{1}{\beta_0} \text{PV} \int_0^\infty e^{-u/(\beta_0 a_s(s))} \frac{w^n}{(1+w)^{2\gamma_1}(1-w)^{2\gamma_2}} du, \quad (21)$$

with  $w = w(u)$  defined in (13).

We emphasize that the expansions (16) and (20) reproduce the coefficients  $K_n$  of the usual expansion (2), when the functions (17) and (21) are expanded in powers of the coupling. In fact, as shown in [16], the new expansion functions are formally represented by divergent series in powers of the coupling, much like the expanded correlator itself.

To obtain the FO version of the new expansions, we start from (7) and define the corresponding Borel transform

$$\tilde{B}(u, s) = \sum_{n=0}^{\infty} \tilde{b}_n(s) u^n, \quad (22)$$

where

$$\tilde{b}_n(s) = \frac{K_{n+1} + \kappa_{n+1}(s)}{4\pi^2 \beta_0^n n!}, \quad n \geq 0. \quad (23)$$

Then the Adler function admits the formal representation

$$\hat{D}(s) = \frac{1}{\beta_0} \int_0^\infty e^{-u/(\beta_0 a_s(s_0))} \tilde{B}(u, s) du. \quad (24)$$

By comparing Eqs.(22), (23) with (9), (10), we can write

$$\tilde{B}(u, s) = B(u) + B_1(u, s), \quad (25)$$

where  $B_1(u, s)$  is generated by the second term in the coefficients (23). It follows that the singularities of  $B(u)$  are present also in the function  $\tilde{B}(u, s)$ , which may have in addition singularities from the second term in (25). In what follows we shall exploit the singularities of  $B(u)$ , which are known, by expanding  $\tilde{B}(u, s)$  in powers of the variable  $w$  defined above:

$$\tilde{B}(u, s) = \sum_{n \geq 0} \tilde{d}_n(s) w^n. \quad (26)$$

This leads us to the definition of a modified FOPT, analogous to the CIPT expansion (16):

$$\hat{D}(s) = \sum_{n \geq 0} \tilde{d}_n(s) \tilde{W}_n, \quad (27)$$



in terms of the functions

$$\tilde{W}_n = \frac{1}{\beta_0} \text{PV} \int_0^\infty e^{-u/(\beta_0 a_s(s_0))} w^n \, du. \quad (28)$$

As we discussed above, it is convenient to impose explicitly the behaviour (11), which is done by expanding

$$(1+w)^{2\gamma_1} (1-w)^{2\gamma_2} \tilde{B}(u, s) = \sum_{n \geq 0} \tilde{c}_n(s) w^n. \quad (29)$$

Then, using (24) we define the new FO expansion:

$$\hat{D}(s) = \sum_{n \geq 0} \tilde{c}_n(s) \tilde{W}_n, \quad (30)$$

in terms of the functions

$$\tilde{W}_n = \frac{1}{\beta_0} \text{PV} \int_0^\infty e^{-u/(\beta_0 a_s(s_0))} \frac{w^n}{(1+w)^{2\gamma_1} (1-w)^{2\gamma_2}} \, du. \quad (31)$$

In the next Section we shall determine  $\alpha_s$  using the new CI and FO perturbation expansions (20), (21) and (30), (31), which include in an explicit way the nature of the first singularities of the Borel transform. More comments on them and the general expansions (16), (17) and (27), (28), which replace the standard CIPT and FOPT, respectively, will be made in Section VII.

By inserting (20) in the integral (1), with  $a_s(s)$  calculated from RGE applied locally, we obtain a new CI perturbation expansion for  $\delta^{(0)}$ . Likewise, by using in the integral (1) the expansion (30), we obtain the new FO perturbation expansion of  $\delta^{(0)}$ .

We end this Section with a comment about the renormalization scale. The starting point of our derivation was the renormalization group improved expansion (2), which corresponds to the choice of the scale  $\xi = 1$  (with the notation used in [13]). The general case

$$\hat{D}(s) = \frac{1}{4\pi^2} \sum_{n=1}^\infty \hat{K}_n(\xi) a_s^n(\xi s), \quad (32)$$

with the coefficients  $\hat{K}_n(\xi)$  given in [10], is easily obtained by reordering (2) as a series in powers of  $a_s(\xi s)$ . Similarly, the more general version of the FOPT

$$\hat{D}(s) = \frac{1}{4\pi^2} \sum_{n=1}^\infty [\hat{K}_n(\xi) + \hat{\kappa}(s, \xi)] a_s^n(\xi s_0), \quad (33)$$

is obtained by reordering (32) in powers of  $a_s(\xi s_0)$ .

Starting from (32) and (33), the new CI and FO expansions for an arbitrary scale can be obtained in a straightforward way. Both the expansion coefficients and the expansion functions appearing in the generalizations of (20) and (30) will depend on the scale  $\xi$ .

## V. DETERMINATION OF $\alpha_s(m_\tau^2)$

Our objective is to compare the results of the standard CIPT and FOPT from [13], [14], with the predictions of the new perturbation expansion presented in Section IV. To facilitate the comparison, we shall adopt the phenomenological value quoted in [14]:

$$\delta_{\text{phen}}^{(0)} = 0.2042 \pm 0.0050. \quad (34)$$

The determination of  $\alpha_s(m_\tau^2)$  then amounts to the calculation of  $\delta^{(0)}$  defined in (1) using a specific expansion of  $\hat{D}(s)$  for  $s_0 = m_\tau^2$ , and solving the equation  $\delta^{(0)} = \delta_{\text{phen}}^{(0)}$  with respect to the coupling.

We use the known coefficients  $K_n$  from (3). For  $K_5$  we adopt the central value (4) with an error of  $\pm 50\%$ . Moreover, we follow the analysis made in [14], based on earlier works [20], [21], [19], which leads to:

$$\gamma_1 = 1.21, \quad \gamma_2 = 2.58. \quad (35)$$

The Taylor coefficients  $b_n$  of the Borel transform, defined in (10), are

$$\begin{aligned} b_0 &= 0.0253, & b_1 &= 0.0185, & b_2 &= 0.0159 \\ b_3 &= 0.0182, & b_4 &= 0.0116. \end{aligned} \quad (36)$$

Then the coefficients  $c_n$  appearing in the new expansion (19), truncated at  $n \leq 4$  read:

$$\begin{aligned} c_0 &= 0.0253, & c_1 &= -0.0202, & c_2 &= 0.0104, \\ c_3 &= 0.2195, & c_4 &= 0.0568. \end{aligned} \quad (37)$$

The new CIPT is given by the expansion (20) truncated after  $N = 5$  terms, with the numerical values of  $c_n$  given in (37) and the functions  $\mathcal{W}_n(s)$  defined in (21). Inserting (20) in (1) and using (34), we obtain the prediction of the new CIPT:

$$\alpha_s(m_\tau^2) = 0.3198 \pm 0.0042_{\text{exp}} \begin{smallmatrix} +0.0099 \\ -0.0076 \end{smallmatrix}_{K_5} \begin{smallmatrix} +0.0015 \\ -0.0019 \end{smallmatrix}_{\text{scale}}, \quad (38)$$

where the experimental error is due to the uncertainty quoted in (34), the second error is obtained by varying the coefficient  $K_5$  given in (4) by  $\pm 50\%$ , and the last error is obtained by varying the scale  $\xi$  between  $1 - 0.63$  and  $1 + 0.63$  [13].

For the new FOPT we use the expansion (6) of the running coupling to  $\alpha_s^4$ , taken from Eq. (23) of [13]. Then we obtain the coefficients  $\tilde{c}_n(s)$  defined in (29) as:

$$\begin{aligned}
\tilde{c}_0(s) &= 0.0253, \\
\tilde{c}_1(s) &= -0.0202 - 0.0675 \eta_0, \\
\tilde{c}_2(s) &= 0.0104 - 0.0623 \eta_0 + 0.0901 \eta_0^2, \\
\tilde{c}_3(s) &= 0.2195 - 0.0169 \eta_0 + 0.2064 \eta_0^2 - 0.0801 \eta_0^3, \\
\tilde{c}_4(s) &= 0.0568 - 0.4592 \eta_0 + 0.1705 \eta_0^2 - 0.2790 \eta_0^3, \\
&\quad + 0.0534 \eta_0^4,
\end{aligned} \tag{39}$$

where  $\eta_0 = \ln(s/s_0)$ .

The new FOPT is given by the expansion (30) truncated after 5 terms, with the numerical values of  $\tilde{c}_n(s)$  given in (39) and  $\tilde{\mathcal{W}}_n$  defined in (31). Inserting (30) into (1) and using (34), we obtain the prediction from the new FOPT:

$$\alpha_s(m_\tau^2) = 0.3113 \pm 0.0038_{\text{exp}} \pm 0.0013_{K_5} {}^{+0.0103}_{-0.0006}_{\text{scale}}, \tag{40}$$

where the errors have the same significance as in (38).

As seen from (38) and (40), CIPT is more sensitive to the uncertainty of the last perturbative term, while FOPT is sensitive to the ambiguity of the renormalization scale. This is similar to what is obtained with the standard summations [13].

Before discussing in more detail these predictions, it is useful to investigate the new expansions given in Section IV in the case of a physical model for the Adler function [14].

## VI. MODEL OF BENEKE AND JAMIN

The physical model proposed in [14] is a parametrization of the Borel transform  $B(u)$ , consisting of one UV renormalon and two IR renormalons with specified branch point behaviour, multiplied by polynomials. The parameters of the model were adjusted such as to reproduce the first five coefficients  $K_n$  given in Eqs. (3) and (4). The explicit expressions

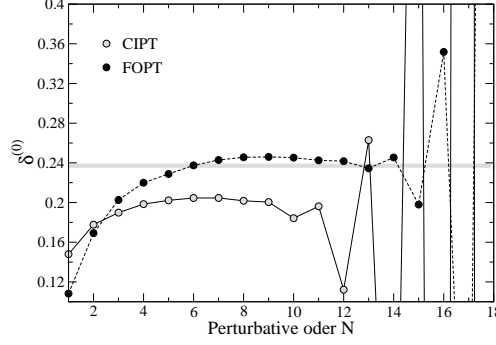


FIG. 1: Values of  $\delta^{(0)}$  for the model of Beneke and Jamin calculated with the standard CIPT and FOPT, as a function of the order up to which the series have been summed. The horizontal band is the exact value (41).

and the values of the parameters are given in Section 6 of [14], and we shall not reproduce them here.

The new CIPT and FOPT can be constructed in a straightforward way: from the parameters  $K_n$  of the model<sup>4</sup> one computes the Borel function (9) truncated after a certain number of terms  $N$ . The coefficients  $c_n$  and  $\tilde{c}_n(s)$  at that order are calculated from the expansions (19) and (29), respectively. The new expansions are given by (20) and (30), truncated at the same number of terms  $N$ , the expansion functions being defined in (21) and (31), respectively.

As in [14], in this analysis we fix the coupling at  $\alpha_s(m_\tau^2) = 0.34$  and work with the running to  $\alpha_s^4$ . Then the exact value of  $\delta^{(0)}$  obtained with the PV of the Borel sum, Eq. (12), is [14]

$$\delta_{BS}^{(0)} = 0.2371 \pm 0.0060 i, \quad (41)$$

where the error is an estimate of the prescription ambiguity (cf. Eq. (6.3) of [14]). We note that the "exact" results are obtained by using the contour improved Borel sum (8), with  $B(u)$  of the form specified by the model.

The comparison of the standard CIPT and FOPT with the new CIPT and FOPT is seen from Figs. 1 and 2, where we show  $\delta^{(0)}$  calculated as a function of the order up to which

<sup>4</sup> The values from  $K_1$  to  $K_5$  are given in Eqs. (3) and (4); the next 6 values are given in Table 2 of [14]:  $K_6 = 3275$ ,  $K_7 = 1.88 \cdot 10^4$ ,  $K_8 = 3.88 \cdot 10^5$ ,  $K_9 = 9.19 \cdot 10^5$ ,  $K_{10} = 8.37 \cdot 10^7$ ,  $K_{11} = -5.19 \cdot 10^8$ ,  $K_{12} = 3.38 \cdot 10^{10}$ ; for completeness, we list the next 5 parameters:  $K_{13} = -6.04 \cdot 10^{11}$ ,  $K_{14} = 2.34 \cdot 10^{13}$ ,  $K_{15} = -6.52 \cdot 10^{14}$ ,  $K_{16} = 2.42 \cdot 10^{17}$ ,  $K_{17} = -8.46 \cdot 10^{17}$ ,  $K_{18} = 3.36 \cdot 10^{19}$ .

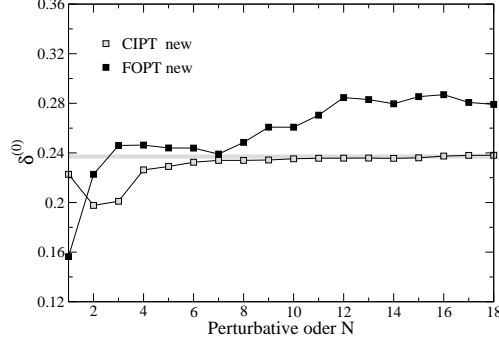


FIG. 2: Values of  $\delta^{(0)}$  for the model of Beneke and Jamin, calculated with the new CIPT and FOPT defined by Eqs. (20) and (30), respectively, as a function of the perturbative order  $N$ . The horizontal band is the exact value (41).

the series have been summed. Fig. 1 reproduces Fig. 7 of [14], and shows that the standard CIPT does not approach the true value, staying below it up to the orders at which the results start to exhibit large oscillations. On the contrary, as seen in Fig. 2, the new CIPT gives very good results which approach the true value with great accuracy when  $N$  increases. As concerns FOPT, the new approach gives results somewhat poorer than the standard one at low orders. At large orders, when the standard FOPT shows large oscillations, the new FOPT stabilizes at values much better than the standard FOPT, but somewhat higher than the true result.

The comparison of the standard CIPT and FOPT with the new CIPT and FOPT shows an impressive improvement achieved by the new CIPT, which allows the series to quickly approach the exact value of  $\delta^{(0)}$  with increasing order, without any oscillations at large orders.

In order to understand the origin of these results, we calculated the Adler function  $\hat{D}(s)$  for complex  $s$  along the integration contour. In Figs. 3 - 6 we present the real part of  $\hat{D}(s)$  calculated with the standard/new CIPT and FOPT, for  $s$  along the upper semicircle in the definition (1) of  $\delta^{(0)}$  ( $s = m_\tau^2 e^{i\varphi}$ , for  $0 \leq \varphi \leq \pi$ ). Figs. 3 and 5 reproduce Fig. 9 of [14]. In Figs. 7 - 10 we present the imaginary part of  $\hat{D}(s)$  for the same values of  $s$ . Note that the values along the lower semicircle follow immediately from the reality condition  $\hat{D}(s^*) = (\hat{D}(s))^*$ . By comparing Fig. 3 with Fig. 4, one can see that, for the new CIPT, the quality of the approximation of the real part of  $\hat{D}(s)$  improves continuously with increasing  $N$ .

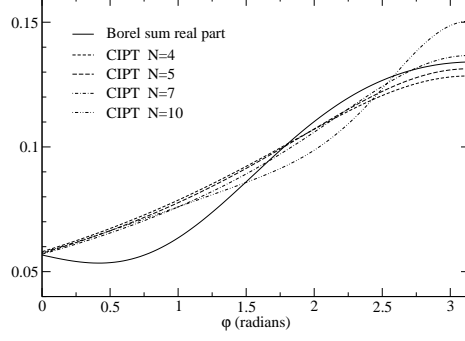


FIG. 3: Real part of  $\hat{D}(s)$  for  $s = m_\tau^2 e^{i\varphi}$ , calculated with the standard CIPT, Eq. (2), for various numbers  $N$  of perturbative terms.

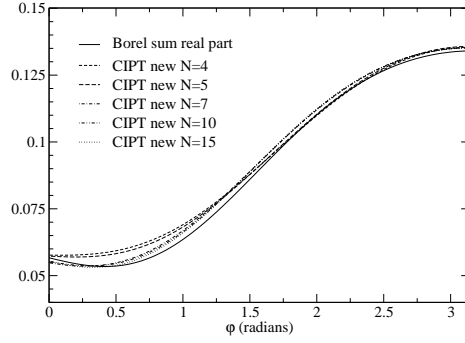


FIG. 4: Real part of  $\hat{D}(s)$  for  $s = m_\tau^2 e^{i\varphi}$ , calculated with the new CIPT, Eq. (20).

along the whole contour. By contrast, for the standard CIPT the low orders are not able to give a good approximation, while starting from  $N=10$  the deviations increase dramatically (we can not show the curve for  $N = 15$  due to these huge oscillations).

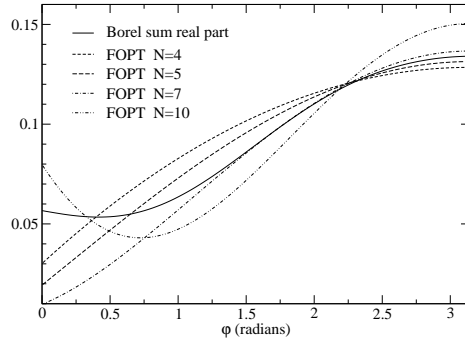


FIG. 5: Real part of  $\hat{D}(s)$  for  $s = m_\tau^2 e^{i\varphi}$  calculated with the standard FOPT, Eq. (7).

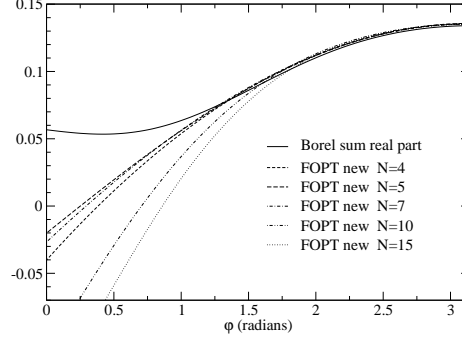


FIG. 6: Real part of  $\hat{D}(s)$  for  $s = m_\tau^2 e^{i\varphi}$  calculated with the new FOPT, Eq. (30).

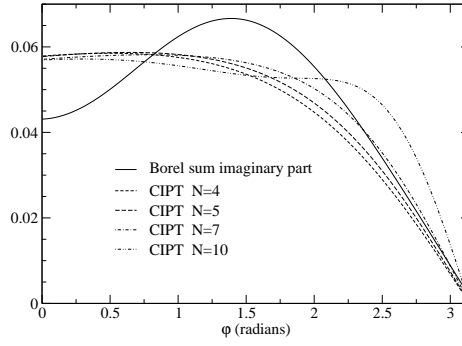


FIG. 7: Imaginary part of  $\hat{D}(s)$  for  $s = m_\tau^2 e^{i\varphi}$  calculated with the standard CIPT, Eq. (2).

As concerns FOPT, the comparison of Fig. 5 with Fig. 6 shows that the new FOPT gives a very good approximation to the real part of  $\hat{D}(s)$ , which improves continuously with increasing  $N$ , for  $\varphi$  close to  $\pi$ , *i.e.* near the spacelike axis. However, the description deteriorates as  $\varphi$  approaches 0, *i.e.* near the timelike axis. This can be understood by

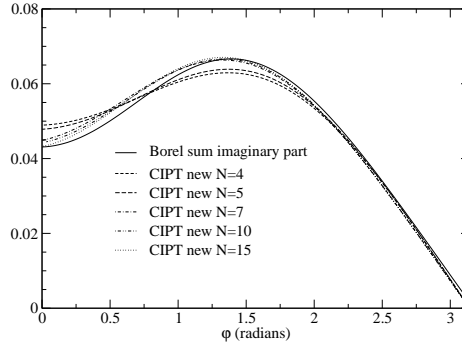


FIG. 8: Imaginary part of  $\hat{D}(s)$  for  $s = m_\tau^2 e^{i\varphi}$  calculated with the new CIPT, Eq. (20).

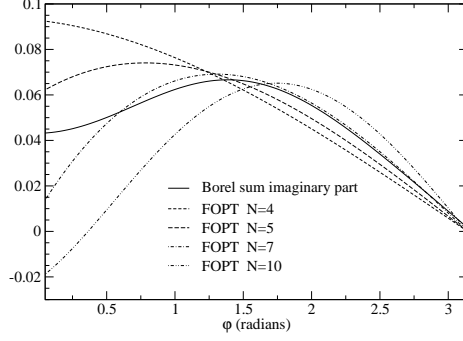


FIG. 9: Imaginary part of  $\hat{D}(s)$  for  $s = m_\tau^2 e^{i\varphi}$  calculated with the standard FOPT, Eq. (7).

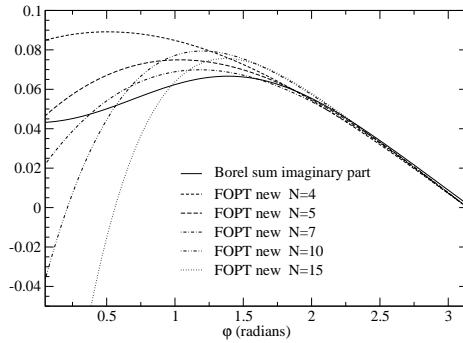


FIG. 10: Imaginary part of  $\hat{D}(s)$  for  $s = m_\tau^2 e^{i\varphi}$  calculated with the new FOPT, Eq. (30).

the effect of the unsummed logarithms present in the FO approach, which are large here. We recall that the control of the large logarithms was the motivation of introducing the CI summation in [4], [5]. By contrast, with the standard FOPT the approximation is not able to reach the same precision for  $\varphi$  close to  $\pi$ .

Similar conclusions are obtained for the imaginary part of  $\hat{D}(s)$ , shown in Figs. 7 - 10: the new CIPT provides for all  $\varphi$  a very good approximation, which improves continuously as  $N$  increases, while the new FOPT reproduces well the imaginary part of  $\hat{D}(s)$  in the region where the effect of large unsummed logarithms is small. By contrast, the standard CIPT and FOPT are not able to approximate accurately the function at low  $N$ , and start to oscillate violently at large  $N$ . We recall that in the integral (1) for  $\delta^{(0)}$  the region near  $\varphi = 0$  is suppressed by the factor  $\omega(s)$ . This explains why, in spite of the rather poor local accuracy, the standard FOPT at low orders gives acceptable results for  $\delta^{(0)}$ .



## VII. DISCUSSION

In this Section we make several more remarks on the expansions in powers of conformal mappings and their implications for the determination of  $\alpha_s$ . As discussed in Section IV, the definition of the optimal variable (13) requires only the knowledge of the location of the singularities of the expanded function in the Borel plane. The most general expansions based on the powers of the optimal variable are (16) and (27) for the CI and FO summations, respectively.

In the analysis presented in the previous Sections we used the modified expansions (20) and (30), generated by the Borel series (19) and (29) respectively, which explicitly include the nature of the lowest (leading) renormalon singularities in the Borel plane. It is of interest to consider also the general expansions (16) and (27), whose respective counterparts (15) and (26) do not manifestly display this singular behaviour. According to general arguments [24], we expect them to approach the true result for a large number of terms. This is confirmed in Figs. 11 and 12, where we show the error of the determination of  $\delta^{(0)}$  as a function of perturbative order  $N$ , for the standard CIPT and FOPT and the new expansions defined above.

For small  $N$ , the expansions (16) and (27) give results similar to the standard CI and FO expansions, while the expansions (20) and (30) approach much better the true result. This shows that at low  $N$  the most important effect is the factorization of the singularities. However, for  $N$  greater than 7 the effect of the conformal mapping becomes visible: as illustrated in Fig. 11, while the standard CI expansion diverges, the expansion (16) based on the conformal mapping of the complex Borel plane leads to small oscillations around the true value. We stress that the improvement brought by the conformal mapping becomes visible rather slowly due to the strong singularities displayed in the Borel plane by the physical model considered. These singularities, present also in the physical case, can be described only with a large number of powers of the variable  $w$ , which is finite at the branch points. Finally, the expansion (20), which combines the two improvements, approaches with great accuracy the true result.

For the FO summation, Fig. 12 shows that around  $N = 7$  the three expansions approach closely the true result. For larger  $N$ , the standard expansion remains still close to the exact  $\delta^{(0)}$ , before starting to oscillate wildly for  $N \geq 15$ , while the two modified expansions lead

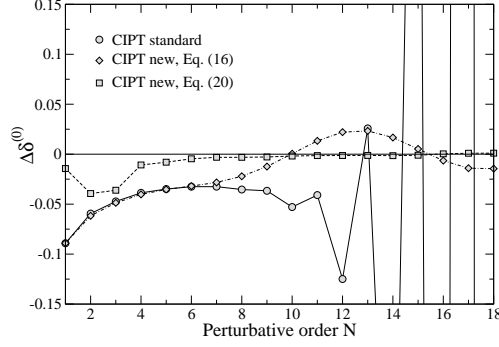


FIG. 11: Error of the determination of  $\delta^{(0)}$  as a function of perturbative order, for the standard and the new CI expansions.

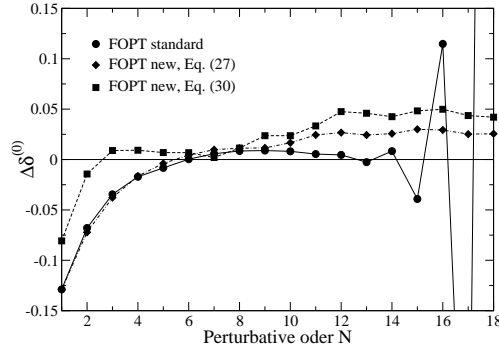


FIG. 12: Error of the determination of  $\delta^{(0)}$  as a function of perturbative order, for the standard and the new FO expansions.

to a nonzero deviation, which remains constant when  $N$  increases. As discussed in Section VI, the poor description of the Adler function by the standard FOPT (cf. Figs. 5 and 9) shows that the good results for  $\delta^{(0)}$  seem to be due to a fortuitous compensation of various contributions to the integral (1). For the new expansions, which give a good description near  $\varphi = \pi$  (see Fig. 6 and Fig. 10), the effect of the large logarithms near the timelike axis ( $\varphi = 0$ ) can not be compensated.

As discussed in Section IV, the inclusion of the behaviour of  $B(u)$  at the first branch points is not unique. Of course, for a large number of terms in the expansion the form of these factors is irrelevant, but at low orders one prescription may be better than the other. In (20) and (30), the dominant singular factors were expressed in the  $w$  variable. Other possible expansions will be investigated elsewhere.

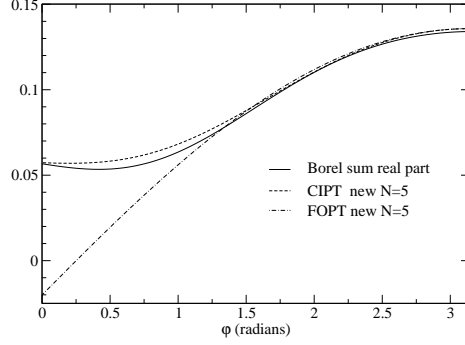


FIG. 13: Real part of  $\hat{D}(s)$  for  $s = m_\tau^2 e^{i\varphi}$  calculated with five perturbative terms in the new CIPT, Eq.(20), and new FOPT, Eq.(30).

In order to test the choice made in this work, we use an idea applied in [15] for illustrating the effect of conformal mappings on the convergence of power series. Consider the expansion (19) truncated after  $N$  terms. The coefficients  $c_n$ ,  $n \leq N - 1$ , are calculated in a straightforward way from the first  $N$  coefficients  $K_n$ , assumed to be known. When expanded as a Taylor series in the variable  $u$ , this expression reproduces the  $N$  coefficients  $K_n$  used as input, but contains also an infinity of higher order terms, in particular it predicts the next coefficient  $K_{N+1}$ . As an exercise, we used the expansion (19) with 4 terms, using as input the coefficients  $K_1$  to  $K_4$ . The coefficients  $c_0$  to  $c_3$  are given in (37), the coefficients  $c_n$  with  $n \geq 4$  are set to zero. By reexpressing  $B(u)$  from (19) as a series in powers of the  $u$  variable, and using (9) and (10), we obtain  $K_5 = 256$ , which is quite close to the value  $K_5 = 283$  adopted as a good estimate in [14]. So, the expansion (19) is able to reproduce to a reasonable extent the higher order coefficients of the expanded function.

This nice feature is even more striking if we go one step further, using as input 5 coefficients  $K_n$  from (3) and (4). Then we have 5 nonzero coefficients  $c_n$ , given in (37). By expanding  $B(u)$  from (19) as a series in powers of  $u$ , we predict the higher coefficients  $K_6 = 2929$ ,  $K_7 = 1.73 \cdot 10^4$ ,  $K_8 = 3.14 \cdot 10^5$ ,  $K_9 = 9.23 \cdot 10^5$ ,  $K_{10} = 6.34 \cdot 10^7$ ,  $K_{11} = -3.52 \cdot 10^8$ ,  $K_{12} = 2.48 \cdot 10^{10}$ , which agree qualitatively with the values of the model of Beneke and Jamin [14], given in footnote 4. These apparently miraculous predictions are explained by the fact that the new expansion incorporates some features of the expanded function, which are known in advance. Then, with a smaller number of terms in the variable  $w$ , it reproduces well the higher order coefficients in the variable  $u$ .

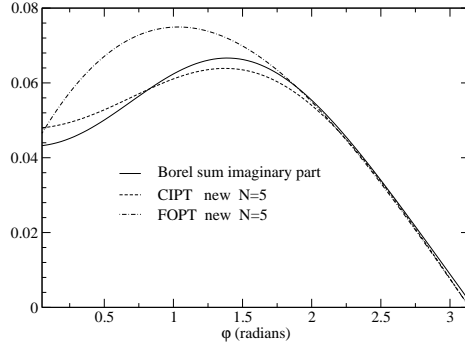


FIG. 14: Imaginary part of  $\hat{D}(s)$  for  $s = m_\tau^2 e^{i\varphi}$  calculated with five perturbative terms in the new CIPT, Eq.(20), and new FOPT, Eq.(30).

Finally, let us consider in more detail the predictions for  $N = 5$ , which is the number of terms known in the physical case (recall that we adopted the value of  $K_5$  used in [14]). As seen from Fig. 2, for  $N = 5$  the new CIPT and FOPT give results which approximate well the true value of  $\delta^{(0)}$  from above and below, respectively. These results can be understood from the plots of the real and imaginary part of  $\hat{D}(s)$  shown in Figs. 13-14. The new CIPT and FOPT approximate very well the true functions for large  $\varphi$ . For intermediate values of  $\varphi$ , CIPT and FOPT approach the true values comparatively well from opposite sides. For  $\varphi$  close to 0, CIPT gives definitely a better approximation, but this region is suppressed in the integral (1). This explains why the resulting values of  $\delta^{(0)}$  given by the new CIPT and FOPT are comparable.

## VIII. SUMMARY AND CONCLUSIONS

In this paper we applied a new perturbation series for QCD observables, proposed in [15], to the two renormalization group summations, CI and FO, used for the extraction of  $\alpha_s$  from  $\tau$  decays. The new expansion, which replaces the standard series in powers of the coupling, exploits in an optimal way the information about the high orders of perturbation theory. As discussed in detail in [16], the method separates the problem of convergence of the perturbation series from that of its ambiguity, solved by choosing a prescription, which is included in the definition the expansion functions (we adopt the Principal Value).

In the present paper we worked out in detail the CI and FO versions of the new perturbation expansion for the Adler function in massless QCD. Also, a novelty is the incorporation

of the singular behaviour of the Borel transform near the first branch points by factors in the new variable  $w$ , as shown in (19) and (29).

In Section VI we illustrated the power of the new perturbation theory using as an example the model of Beneke and Jamin [14]. As expected, the new CIPT proves to be superior, approaching the exact result to a very good accuracy when the perturbative order increases. The limitations of FOPT due to large unsummed logarithms are clearly illustrated.

From the predictions (38) and (40), adding an uncertainty of 0.003 due to the power corrections [14], we obtain:

$$\begin{aligned}\alpha_s(m_\tau^2) &= 0.3198^{+0.0113}_{-0.0094}, & \text{new CIPT,} \\ \alpha_s(m_\tau^2) &= 0.3113^{+0.0114}_{-0.0050}, & \text{new FOPT.}\end{aligned}\tag{42}$$

As discussed in Section V, the dominant contribution to the error is due to the uncertainty of the last perturbative term in the case of CIPT, and to the ambiguity of the renormalization scale in the case of FOPT.

It is remarkable that the difference between the central values in (42) is only 0.009, while for the standard expansion the difference is 0.024. The new expansions remove thus the most intriguing theoretical discrepancy in the determination of  $\alpha_s$  from  $\tau$  decays. We note that both values in (42) are closer to the standard FOPT than to the standard CIPT. So, our analysis indirectly confirms the criticism of the standard CIPT made in [14]: although the renormalisation group summation is more accurate, the low order perturbative terms are not able to describe the high order features of the series. The new CIPT brings an improvement precisely at this point.

According to the last remark made in Section VII, for the model considered in [14] the new CIPT and FOPT with  $N = 5$  terms give comparable predictions, which approximate the true result from opposite sides. If this model describes correctly the physical situation, then the true result is expected to be between the two predictions in (42). With this assumption, one may take the weighted average of these two values, which leads to

$$\alpha_s(m_\tau^2) = 0.315^{+0.008}_{-0.004}, \quad \text{average.}\tag{43}$$

However, in order to avoid any bias related to a specific model, we take as best result the value given in (42) by the new CIPT:

$$\alpha_s(m_\tau^2) = 0.320^{+0.011}_{-0.009}.\tag{44}$$

We recall that this prediction is based on the new contour-improved expansion defined in Eq. (20). This expansion reproduces the known perturbative coefficients  $K_n$  order by order, includes the information about the dominant singularities of the Adler function in the Borel plane, and is based on an optimal expansion of the Borel transform, which converges in the whole complex  $u$ -plane up to the cuts along the real axis.

The result (44) coincides practically with that obtained in [14] using the standard FOPT. However, our prediction has a more solid theoretical basis, being free of fortuitous compensations of terms related to large unsummed logarithms, like in FOPT. Also, it is based on a systematic perturbation theory, and its uncertainty is related mainly to the error of the last perturbative term. So, the accuracy of the prediction is expected to increase when more perturbative terms for the Adler function in QCD will be available.

**Acknowledgements:** One of us (I.C.) thanks Prof. J. Chýla for hospitality at the Institute of Physics of the Czech Academy in Prague. This work was supported by the Romanian PN-II Programs Capacităţi of ANCS (Contract No. 15EU/2009) and Idei of CNCSIS (Contract No. 464/2009), and by the Projects No. LA08015 of the Ministry of Education and AV0Z-10100502 of the Academy of Sciences of the Czech Republic.

- 
- [1] C. Amsler et al., Phys. Lett. **B667**, 1 (2008).
  - [2] E. Braaten, Phys. Rev. Lett. **60**, 1606 (1988).
  - [3] S. Narison, A. Pich, Phys. Lett. **B211**, 183 (1988).
  - [4] A.A. Pivovarov, Z. Phys. **C53**, 461 (1992).
  - [5] F. Le Diberder, A. Pich, Phys. Lett. **B286**, 147 (1992).
  - [6] E. Braaten, S. Narison, A. Pich, Nucl. Phys. **B373**, 581 (1992).
  - [7] P. Ball, M. Beneke, V.M. Braun, Nucl. Phys. **B452**, 563 (1995).
  - [8] M. Neubert, Phys. Rev. **D51**, 5924 (1995).
  - [9] M. Jamin, JHEP **09**, 058 (2005).
  - [10] M. Davier, A. Höcker, Z. Zhang, Rev. Mod. Phys. **78**, 1043 (2006).
  - [11] P.A. Baikov, K.G. Chetyrkin, J.H. Kühn, Phys. Rev. Lett. **101**, 012002 (2008).
  - [12] S.A. Larin, T. van Ritbergen and J.A.M. Vermaseren, Phys. Lett. **B400**, 379 (1997); Phys.

- Lett. B**404**, 153 (1997).
- [13] M. Davier, S. Descotes-Genon, Andreas Hocker, B. Malaescu, Z. Zhang, Eur.Phys.J.C**56**, 305 (2008).
  - [14] M. Beneke, M. Jamin, JHEP **09**, 044 (2008).
  - [15] I. Caprini, J. Fischer, Phys. Rev. D**60**, 054014 (1999); Phys. Rev. D**62**, 054007 (2000).
  - [16] I. Caprini, J. Fischer, Eur.Phys.J.C **24**, 127 (2002).
  - [17] J. Fischer, J. Chýla, I. Caprini, Acta Phys.Slov. **52**, 483 (2002).
  - [18] F.J. Dyson, Phys. Rev. **85**, 631 (1952).
  - [19] M. Beneke, Phys. Rep. **317**, 1 (1999).
  - [20] A. Mueller, Nucl.Phys. B**250**, 327 (1985).
  - [21] M. Beneke, V.M. Braun, N. Kivel, Phys. Lett. B**404**, 315 (1997).
  - [22] I. Caprini, M. Neubert, JHEP **03**, 007 (1999).
  - [23] I. Caprini and J. Fischer, Phys. Rev. D**76**, 018501 (2007).
  - [24] S. Ciulli and J. Fischer, Nucl. Phys. **24**, 465 (1961).
  - [25] A.H. Mueller, in *QCD - Twenty Years Later*, Aachen 1992, edited by P. Zerwas and H. A. Kastrup (World Scientific, Singapore, 1992).
  - [26] G. Altarelli, P. Nason, G. Ridolfi, Z. Phys. C**68**, 257 (1995).
  - [27] U.D. Jentschura, E. J. Weniger, G. Soff, J. Phys. G**26**, 1545 (2000).
  - [28] G. Cvetič, T. Lee, Phys. Rev D**54**, 014030 (2001).
  - [29] D.E. Soper, L.R. Surguladze, Phys. Rev. D**54**, 4566 (1996).