

Distributed Sensor Selection via Gaussian Belief Propagation

Danny Bickson

IBM Haifa Research Lab
Mount Carmel, Haifa 31905, Israel
Email: dannybi@il.ibm.com

Danny Dolev

School of Computer Science and Engineering
Hebrew University of Jerusalem
Jerusalem 91904, Israel
Email: dolev@cs.huji.ac.il

Abstract

The sensor selection problem is a boolean convex optimization problem; given m sensor measurements we aim at finding $k < m$ measurements that minimizes the logarithm of the volume of the η -confidence ellipsoid, which is a measure of the uncertainty in the data. This problem is known to be NP-hard. Recent work by Joshi and Boyd proposes a centralized solution of the relaxed sensor selection problem using an efficient interior point method. In this work we extend the previous construction forming two distributed algorithms. The first algorithm is a distributed version of the interior point method by Joshi and Boyd, and the second algorithm is an order of magnitude faster approximation. As an example application we discuss distributed anomaly detection in networks. We demonstrate the applicability of our solution using both synthetic data and real traffic logs collected from the Abilene Internet backbone.

I. INTRODUCTION

The sensor selection problem is a boolean convex optimization problem; given m sensor measurements we aim at finding $k < m$ measurements that minimize the log volume of the resulting confidence ellipsoid, a scalar quantity of the uncertainty in the data. This problem is known to be NP-hard [1]. Recent work by Joshi and Boyd [2] proposes a solution of the relaxed sensor selection problem using an efficient interior point method. This work further gives a good overview of previous work and related algorithms in different domains. Other work by Karuse *et al.* [3] discuss the related sensor placement problem, and tackle the problem differently by minimizing the mutual information between the sensor placements selected.

Most of the existing algorithms for solving the sensor selection problem are not distributed. One of the few exception is the work of [4], which proposes a heuristic for sensor selection in sensor network context. We believe it is important to address the problem of distributed sensor selection. The amount of data collected from sensors is rapidly growing and centralized algorithms will not be able to process this vast amount of data. Recent survey paper by Hellerstein, [5], discusses the related quantitative database cleaning problem in large scale databases. As we show in the current paper, the sensor selection problem is closely related to the minimum volume enclosing ellipsoid problem, a technique that is commonly used to minimize the uncertainty of stored data in large databases. Additional reason to have a distributed sensor selection algorithm is when the data is generated by a distributed set of sensors and it is not desirable to ship the collected data to one central processing node. In this case a distributed algorithm for selecting the “best” set of measurements is preferable. As a specific example of such a scenario, we discuss the problem of distributed anomaly detection in communication networks.

In the current work we extend the previous construction of [2] by forming two distributed algorithms. The first algorithm is a distributed version of the centralized interior point method by Joshi and Boyd. The second algorithm is a fast and light-weight distributed approximation. An advantage of the interior point method over the heuristic algorithms is that performance bounds can be computed along the run. We demonstrate the applicability of our solution using both synthetic data and real traffic logs collected from the Abilene Internet backbone.

The structure of this paper is as follows. In Section I we introduce the sensor selection problem and its linear relaxation. In Section II we describe the Gaussian belief propagation algorithm, an efficient distributed iterative algorithm, which is the basis to our construction. In Section III we present our novel distributed algorithm, which is a distributed version of the Newton method proposed in [2]. Section IV presents our light-weight approximation. Section V discusses the connection between the dual sensor selection and the MVEE problem. Section VI brings experimental results that compare the accuracy of both our algorithms and the original algorithm proposed in [2]. We conclude in Section VII.

A. Problem settings

Suppose we are to estimate a vector from linear measurements, corrupted by additive noise

$$\mathbf{y} = \mathbf{A}\mathbf{x} + \mathbf{w}, \quad (1)$$

where $\mathbf{x} \in \mathbb{R}^n$ is a vector of parameters to estimate, and $\mathbf{w} \in \mathbb{R}^m$ is an independent identically distributed AWGN noise $\mathcal{N}(0, \sigma^2 \mathbf{I})$. We assume that $A_{m \times n}$ has full column rank ($m \geq n$). The maximum likelihood estimator of \mathbf{x} is

$$\hat{\mathbf{x}} = (\mathbf{A}^T \mathbf{A})^{-1} \mathbf{A}^T \mathbf{y}.$$

The η -confidence ellipsoid for $\mathbf{x} - \hat{\mathbf{x}}$ is the minimum volume ellipsoid that contains $\mathbf{x} - \hat{\mathbf{x}}$ with probability η . The η -confidence ellipsoid is given by

$$E_\alpha = \{\mathbf{z} | \mathbf{z}^T \sigma^2 (A^T A)^{-1} \mathbf{z} \leq \alpha\},$$

where $\alpha = F_{\chi_n^2}^{-1}$ is the cumulative distribution function of a χ^2 random variable with n degrees of freedom. A scalar measure of the quality of estimation is the volume of the η -confidence ellipsoid:

$$\text{vol}(E_\alpha) = \xi \det(\sigma^{-2} A^T A),$$

where ξ is the volume of the unit ball in \mathbb{R}^n [6]. The log volume of the confidence ellipsoid gives a quantitative measure of how informative the collection of m measurements is:

$$\log \text{vol}(E_\alpha) = \beta - \frac{1}{2} \log \det(A^T A),$$

where β is a constant that depends only on σ, n , and η .

Given m measurements, we would like to choose a subset $n \leq k < m$ of them that minimizes the log volume of the resulting confidence ellipsoid. We define the following optimization problem:

$$\begin{aligned} \max_{\mathbf{z} \in \{0,1\}^n} \quad & \log \det(A^T \mathbf{diag}(\mathbf{z}) A), \\ \text{such that} \quad & \mathbf{z}^T \mathbf{1} = k, \quad k < m. \end{aligned} \tag{2}$$

where $\mathbf{1}$ is the appropriately sized all ones vector. This problem is known to be a boolean convex problem [2].

Given	feasible starting point \mathbf{x}_0 and tolerance $\epsilon > 0, k = 1$	
Repeat	1	Compute the Newton step and decrement $\Delta \mathbf{z} = -H^{-1} \mathbf{g} + (\frac{\mathbf{1}^T H^{-1} \mathbf{g}}{\mathbf{1}^T H^{-1} \mathbf{1}}) H^{-1} \mathbf{1}, \quad \lambda^2 = \mathbf{g}^T \Delta \mathbf{z};$
	2	Stopping criterion: quit if $\lambda^2/2 \leq \epsilon$;
	3	Line search: Choose step size t by backtracking line search;
	4	Update: $\mathbf{x}_k := \mathbf{x}_{k-1} + t \Delta \mathbf{z}, \quad k = k + 1.$

TABLE I
THE CONSTRAINED NEWTON ALGORITHM [7, §10.2.2].

B. Relaxed problem

Recent work by Joshi and Boyd [2] proposes to relax (2) to allow a fractional $0 \leq z_i \leq 1$ to get a relaxed version of the problem:

$$\begin{aligned} \max_{\mathbf{z} \in [0,1]^n} \quad & \log \det(A^T \mathbf{diag}(\mathbf{z}) A), \\ \text{such that} \quad & \mathbf{z}^T \mathbf{1} = k, \quad k < m. \end{aligned} \tag{3}$$

A common technique for solving the relaxed problem is the log barrier method. In the log barrier method the constraints $0 \leq z_i \leq 1$ are incorporated into the cost function

$$\begin{aligned} \max_{\mathbf{z} \in [0,1]^n} \quad & \log \det(A^T \mathbf{diag}(\mathbf{z}) A) + \kappa \sum_{i=1}^m (\log(z_i) + \log(1 - z_i)), \\ \text{such that} \quad & \mathbf{z}^T \mathbf{1} = k, \quad k < m, \end{aligned} \tag{4}$$

where $\kappa > 0$ is a weighting parameter that controls the accuracy of the approximation. The approximated function (4) is concave and smooth and thus it is possible to use the Newton method [7, §10.2.2] efficiently. Table I-A outlines the constrained Newton method. Starting from an initial feasible point \mathbf{x}_0 , at each Newton step we compute the search direction $\Delta \mathbf{z}$. Then a backtracking line search [7, §9.2] is used to compute a step size t . The current solution \mathbf{x}_k is replaced by $\mathbf{x}_k + t \Delta \mathbf{z}$. We stop when the Newton decrement is small.

For computing $\Delta \mathbf{z}$ we need to compute the Hessian H and the gradient \mathbf{g} . The gradient is given by

$$\mathbf{g} = -\mathbf{diag}(A X A^T) + \kappa \mathbf{h}, \tag{5}$$

#	Stage	Operation
1.	<i>Initialize</i>	Set $\alpha_{ij} = 0$ and $\beta_{ij} = 0, \forall (i, j) \in \mathcal{G}$
2.	<i>Iterate</i>	For all $(i, j) \in \mathcal{G}$ $\alpha_{i \setminus j} = J_{ii} + \sum_{k \in \mathbb{N}(i) \setminus j} \alpha_{ki}$ $\beta_{i \setminus j} = h_i + \sum_{k \in \mathbb{N}(i) \setminus j} \beta_{ki}$ $\alpha_{ij} = -J_{ij}^2 \alpha_{i \setminus j}^{-1}$ $\beta_{ij} = -J_{ij} \alpha_{i \setminus j}^{-1} \beta_{i \setminus j}$ end
3.	<i>Check</i>	If α 's and β 's have converged, continue to #4. Else, return to #2.
4.	<i>Infer</i>	$\hat{K}_i = (J_{ii} + \sum_{k \in \mathbb{N}(i)} \alpha_{ki})^{-1}$ $\hat{\mu}_i = \hat{K}_i (h_i + \sum_{k \in \mathbb{N}(i)} \beta_{ki})$.
5.	<i>Output</i>	$x_i^* = \hat{\mu}_i, \forall i$.

TABLE II
COMPUTING $\mathbf{x}^* = \arg \max_{\mathbf{x}} \exp(-\frac{1}{2} \mathbf{x}^T J \mathbf{x} + \mathbf{h}^T \mathbf{x})$ VIA GABP.

where

$$X = (A^T \text{diag}(\mathbf{z})A)^{-1}, \quad h_i = 1/z_i + 1/(1 - z_i), \quad \forall i = 1 \dots m.$$

The Hessian is given by

$$H = -(AXA^T) \circ (AXA^T) - \text{diag}(\kappa \mathbf{p}), \quad (6)$$

where \circ is the Hadamard (elementwise) product,

$$p_i = 1/z_i^2 + 1/(1 - z_i)^2, \quad \forall i = 1 \dots m.$$

Finally the search direction $\Delta \mathbf{z}$ is computed by

$$\Delta \mathbf{z} = -H^{-1} \mathbf{g} + (\frac{\mathbf{1}^T H^{-1} \mathbf{g}}{\mathbf{1}^T H^{-1} \mathbf{1}}) H^{-1} \mathbf{1}. \quad (7)$$

II. GAUSSIAN BELIEF PROPAGATION

We wish to compute the *maximum a posteriori* (MAP) estimate of a random vector x with Gaussian distribution (after conditioning on measurements):

$$p(\mathbf{x}) \propto \exp\{-\frac{1}{2} \mathbf{x}^T J \mathbf{x} + \mathbf{h}^T \mathbf{x}\}, \quad (8)$$

where $J \succ 0$ is a symmetric positive definite matrix (the information matrix) and \mathbf{h} is the potential vector. This problem is equivalent to solving $J\mathbf{x} = \mathbf{h}$ for \mathbf{x} given (\mathbf{h}, J) or to solve the convex quadratic optimization problem:

$$\text{minimize } f(x) \triangleq \frac{1}{2} \mathbf{x}^T J \mathbf{x} - \mathbf{h}^T \mathbf{x}. \quad (9)$$

We may assume without loss of generality (by rescaling variables) that J is normalized to have unit-diagonal, that is, $J \triangleq I - R$ with R having zeros along its diagonal. The off-diagonal entries of R then correspond to *partial correlation coefficients* [8]. Thus, the fill pattern of R (and J) reflects the Markov structure of the Gaussian distribution. That is, $p(x)$ is Markov with respect to the graph with edges $\mathcal{G} = \{(i, j) | r_{i,j} \neq 0\}$. The Gaussian belief propagation algorithm is an efficient distributed message-passing algorithm for inference over a Gaussian graphical model. Given the Gaussian density function (8) or objective function (9), we are interested in computing the MAP assignment:

$$x^* = \arg \max_x p(x) = \arg \min_x f(x).$$

The density $p(x)$ specifies a graphical model with respect to the graph \mathcal{G} of the inverse covariance matrix J , with edge potentials ('compatibility functions') ψ_{ij} and self-potentials ('evidence') ψ_i . These graph potentials provide a pairwise factorization of the Gaussian distribution $p(x) \propto \prod_{i=1}^n \psi_i(x_i) \prod_{\{i,j\} \in \mathcal{G}} \psi_{ij}(x_i, x_j)$, with $\psi_{ij}(x_i, x_j) \triangleq \exp(-x_i J_{ij} x_j)$, and $\psi_i(x_i) \triangleq \exp(-\frac{1}{2} J_{ii} x_i^2 + h_i x_i)$. Then, we would like to calculate the marginal densities, which must also be Gaussian,

$$p(x_i) \sim \mathcal{N}(\mu_i = (J^{-1} \mathbf{h})_i, K_i \triangleq (J^{-1})_{ii}),$$

where μ_i and K_i are the marginal mean and variance, respectively. The GaBP update rules are summarized in Table II. We write $\mathbb{N}(i)$ to denote the set of neighbors of node i in \mathcal{G} . $\mathbb{N}(i) \setminus j$ is the set of neighbors of node i excluding node j .

It is known that if GaBP converges, it results in the exact MAP estimate x^* , although the variance estimates \hat{K}_i computed by GaBP are only approximations to the correct variances, [9]. The walk-summable condition guarantees that GaBP converges, [10]. A second weaker condition [9] that J is diagonally dominant (i.e., $|J_{ii}| > \sum_{j \neq i} |J_{ij}|, \forall i$). An upper bound on convergence speed is given in [11].

III. FIRST ALGORITHM: DISTRIBUTED INTERIOR POINT METHOD

Following our previous work [11], [12], we propose a way to distribute the Newton method for solving the sensor selection problem. This construction serves mainly for comparing the computational overhead and the accuracy with our approximation algorithm, presented in the next section. There are several challenges that make the sensor selection problem harder to distribute than our previous work [11] that addressed a distributed version of standard linear programming. First, the computation of the gradient, (5), involves inverting a matrix Q and computing the full inverse, which is needed for computing the Hessian. Furthermore, the search direction Δz computation, (7), requires solution of two systems of linear equations. Typically in linear programming the computation of the search directions involves a solution of single linear system of equations and not the full inversion of the Hessian matrix. Second, the linear iterative algorithms, which are used for efficiently solving the linear system of equations empirically, failed to converge. To this end, we deploy our recent construction [13] for forcing convergence of the iterative algorithms to the correct solution.

Note that the distributed algorithm is not an approximation, it solves the relaxed sensor selection problem (3) accurately. However, there is higher computational cost relative to the approximation algorithm presented in next section.

A. Distributed computation of the gradient

At each Newton step, we would like to compute the following gradient

$$\mathbf{g} = -\text{diag}(A(A^T \text{diag}(\mathbf{z})A)^{-1}A^T) + \kappa \mathbf{h}.$$

We propose to utilize the GaBP algorithm for computing the matrix inverse $(A^T \text{diag}(\mathbf{z})A)^{-1}$ using the following construction. Denoting $Q = (A^T \text{diag}(\mathbf{z})A)$, we solve n instances of linear systems of equations, where the i -th system, $Q\mathbf{r}_i = \mathbf{e}_i$, $\mathbf{r}_i \in \mathbb{R}^n$, is the solution, and \mathbf{e}_i is a vector with 1 at the i -th position and zero elsewhere. This is equivalent to computing Q^{-1} , since for each i we compute $\mathbf{r}_i = Q^{-1}\mathbf{e}_i$, which is the i -th row of the required solution. Note that the computation can be done in parallel, since the i -th equation does not depend on the solution of the other equations. To distribute this computation, each computing node gets one row of the matrix Q and the matching entry of the vector \mathbf{e}_i . It is known that when the GaBP algorithm converges it converges to the correct solution, so Q^{-1} is not an approximation. After computing Q^{-1} the gradient is computed by multiplying by $A(Q^{-1})A^T$, a computation that is fairly easy to distribute. Finally, the diagonal entry is selected, $\text{diag}(A(Q^{-1})A^T)$, and each computing node adds the scalar κh_i to its matching gradient entry. The result of this computation is that g_i is stored in the i -th computing node.

B. Computing the Hessian and search direction

After computing the gradient, each computing node has the matching row of AXA^T . The Hessian is computed by multiplying the matrices AXA^T using the elementwise product: $H = -(AXA^T) \circ (AXA^T) - \text{diag}(\kappa \mathbf{p})$. The result of this operation is that each computing node has the matching row in the Hessian.

For computing the search direction Δz , (7), two linear systems of equations are solved: $H^{-1}\mathbf{g}$ and $H^{-1}\mathbf{1}$. Again, we use the GaBP algorithm for computing these solutions. These two computation can be done in parallel, as well.

C. Fixing convergence of GaBP

The GaBP is an iterative algorithm that may diverge when the sufficient conditions for convergence do not hold. Empirically the GaBP algorithm did not converge in sensor selection problem, as well as other tested algorithms like Jacobi and Gauss-Seidel. To this end, we propose to use our recent novel construction [13] for forcing convergence of a linear iterative algorithm to the correct solution. In a nutshell, given a linear system of equations $Jx = h$, where the sufficient conditions for convergence of a linear iterative algorithm do not hold, the idea is to use the following iteration:

$$\hat{x}^{(t+1)} = (J + \Gamma)^{-1}(h + \Gamma \hat{x}^{(t)}),$$

where Γ is a preconditioning matrix (possibly diagonal), and the sufficient conditions for convergence of the iterative algorithm hold for $J + \Gamma$. In our construction we have used the GaBP algorithm for solving each inner iteration $\hat{x}^{(t)}$, using a diagonal preconditioning matrix that makes the matrix J diagonally dominant. The above convergence enforcement construction is applied in three places: in computing the inverse matrix Q^{-1} and in solving $H^{-1}\mathbf{g}$ and $H^{-1}\mathbf{1}$.

Next we discuss the overhead of the distributed Newton method. Typically there are around 10-20 Newton iterations until convergence. In each Newton step, in the gradient computation the inversion of the matrix Q requires solving n linear systems of equations (which can be solved in parallel). In theory, a logarithmic number of iterations is required for convergence. An

upper bound on converge speed is presented in [11]. In total, the cost of inverting Q is $O(n^3 \log(n))$. Note that this cost is higher than the traditional Gaussian elimination $O(n^3)$, however we require only $O(\log(n))$ communication rounds, relative to n communication rounds that are needed for a distributed implementation of Gaussian elimination. The computation of the search direction involves a solution of two linear systems of equations with dominating overhead of $O(m^2 \log(m))$.

The above analysis is for the worst case. In case the matrix Q is sparse, further speedup can be obtained. In practice, fast convergence (tens of iterations) of the GaBP algorithm was observed in problem sizes of millions of variables [14]. Note, as mentioned above, the distributed Newton method is presented here mainly for reference.

IV. SECOND ALGORITHM: FAST APPROXIMATION ALGORITHM

Our goal is to allow a distributed and efficient computation of (4) for solving the approximate problem. We propose an approximate computation that is composed of two steps: approximation of the gradient computation, (5), and an approximation of the Hessian, (6). In Section VI we show that our approximation is comparable in performance to the original centralized algorithm.

A. Approximation of the gradient

Theorem 1: The gradient, (5), can be computed by inverting the following matrix:

$$E = \begin{pmatrix} \mathbf{0} & A^T \\ A & Z \end{pmatrix}, \quad (10)$$

and taking the diagonal of the lower right block, where $Z = -\mathbf{diag}(\mathbf{z})^{-1}$.

Proof: Using the Schur complement of the matrix $M = \begin{pmatrix} A & B \\ C & D \end{pmatrix}$ the lower right block of M^{-1} is

$$Y = D^{-1} + D^{-1}C(A - BD^{-1}C)BD^{-1}.$$

Substituting $A \triangleq \mathbf{0}, B \triangleq A^T, C \triangleq A, D \triangleq -Z^{-1}$ we get

$$Y = -Z + ZA(\mathbf{0} + A^TZA)^{-1}A^TZ. \quad (11)$$

Multiply by Z^{-2} to get $Z^{-2}Y = Z^{-1} + A(A^TZA)^{-1}A^T$. Equivalently, $A(A^TZA)^{-1}A^T = Z^{-2}(Y + Z)$. Finally the gradient is given by

$$\mathbf{g} = -\mathbf{diag}(Z^{-2}(Y + Z)) + \kappa \mathbf{h}. \quad (12)$$

■

Theorem 1 shows an alternative way of accurately computing the gradient in each Newton step. The following theorem presents how to compute (13) approximately.

Theorem 2: The gradient, (13), can be computed approximately and distributively using the GaBP algorithm.

Proof: Given the matrix E defined in (10) we construct the following multivariate probability distribution

$$p(\mathbf{x}) = \exp(-\frac{1}{2}\mathbf{x}^T E \mathbf{x} + \mathbf{d}^T \mathbf{x}).$$

It is shown in [9] that the GaBP algorithm, when converging, computes the exact MAP assignment of \mathbf{x} , which is the vector $E^{-1}\mathbf{d}$, as well as an approximation to the variance estimates $K_i \approx \mathbf{diag}(E^{-1})$. We are interested only in the m last entries of $K_{n+1} \dots K_{n+m+1}$, which is an approximation to the main diagonal of Y as defined in (11). We denote this approximation (the output of the GaBP algorithm) as $\tilde{Y} \triangleq (K_{n+1} \dots K_{n+m+1}) \in \mathbb{R}^m$. Now we can compute the approximated gradient:

$$\tilde{\mathbf{g}} = -\mathbf{diag}(Z^{-2}(\tilde{Y} + Z)) + \kappa \mathbf{h}. \quad (13)$$

■

B. Approximating the Hessian and computing the search direction

We propose to use a truncated Newton method, where only the main diagonal of the Hessian is computed.

$$\tilde{H} = -\mathbf{diag}(\tilde{\mathbf{g}} \circ \tilde{\mathbf{g}}) - \mathbf{diag}(\kappa \mathbf{p}).$$

Next, we need to compute the search direction (step 1 in Table I-A):

$$\Delta \mathbf{z} = -\tilde{H}^{-1} \tilde{\mathbf{g}} + \left(\frac{\mathbf{1}^T \tilde{H}^{-1} \tilde{\mathbf{g}}}{\mathbf{1}^T \tilde{H}^{-1} \mathbf{1}} \right) \tilde{H}^{-1} \mathbf{1}.$$

Since H is diagonal, this computation can be done in $O(m)$.

Algorithm	Sensor Selection [2]	Fast Approximation
Gradient computation	$O(n^3)$	$O(mn \log(m+n))$
Hessian computation	$O(m^2)$	$O(m)$
Search direction	$O(m^2)$	$O(m)$
Total cost	$O(n^2 + m^3)$	$O(mn \log(m))$

TABLE III
ALGORITHM COST COMPARISON

C. Cost analysis

Computing the Newton step in [2] is dominated by inverting $A^T \text{diag}(\mathbf{z})A$ in the gradient computation, which costs $O(n^3)$. Computing the Hessian involves computing the product $(AXA^T) \circ (AXA^T)$, which costs $O(m^2)$. Computing the search direction $\Delta \mathbf{z}$ costs another $O(m^2)$. In total we get $O(n^2 + m^3)$. In contrast, in our method we compute an approximation of the gradient by running the GaBP algorithm. Assuming A is dense, we get $O(mn)$ non-zero elements in the matrix E . When the GaBP algorithm converges, the number of iterations is typically logarithmic in the matrix size (convergence rate analysis can be found on [11]). The Hessian is computed by its diagonal approximation, which costs only $O(m)$. The search direction computation takes another $O(m)$. In total the heaviest operation is the gradient computation, which dominates the total complexity. It is important to note that our method is an approximation to the method proposed in [2], where its efficiency is discussed.

V. RELATION TO THE MINIMUM VOLUME ENCLOSING ELLIPSOID PROBLEM

The minimum volume enclosing ellipsoid problem (MVEE) is formulated as follows. Given m vectors of dimension n , we aim at finding the smallest ellipsoid that encloses all vectors:

$$\begin{aligned} \min_{M \in \mathbf{S}^n} & -\log \det M, \\ \text{such that} & \mathbf{a}_i^T M \mathbf{a}_i \leq 1 \quad \forall i = 1, \dots, m, \end{aligned} \quad (14)$$

where \mathbf{S}^n is the set of symmetric $n \times n$ matrices. The following theorem establishes the connection between the dual of the MVEE and the sensor selection problem. This means that if we have an efficient algorithm for computing the sensor selection problem we can also solve the MVEE problem efficiently. The relation to the dual was also observed in [2], but here we provide an alternative and simpler proof.

Theorem 3: The dual of the MVEE is related to the relaxed sensor selection problem, (3), where the number of selected sensors is $k = n$.

Proof: We start by forming the Lagrangian

$$L(M, \lambda) = -\log \det M + \sum_{i=1}^n z_i (1 - \mathbf{a}_i^T M \mathbf{a}_i), \quad (15)$$

where $\mathbf{z} \geq 0$ is a vector of Lagrange multipliers. Now we compute the optimality conditions by computing the derivative and comparing it to zero.

$$\begin{aligned} \frac{\partial L(M, \lambda)}{\partial M} &= -M^{-1} + A^T \text{diag}(\mathbf{z})A = 0, \\ M^{-1} &= A^T \text{diag}(\mathbf{z})A, \end{aligned} \quad (16)$$

$$\begin{aligned} \frac{\partial L(M, \lambda)}{\partial \mathbf{z}} &= \sum_{i=1}^n (\mathbf{a}_i^T M \mathbf{a}_i - 1) = 0, \\ \sum_{i=1}^n \mathbf{a}_i^T M \mathbf{a}_i &= n. \end{aligned} \quad (17)$$

The dual of the MVEE problem is obtained by substituting (16) and (17) into (15) to get

$$\begin{aligned} \max & \log \det A^T \text{diag}(\mathbf{z})A, \\ \text{such that} & \mathbf{z} \mathbf{1} = n, \quad \mathbf{z} \geq 0. \end{aligned}$$

Notice the relation to (3), where the number of sensors is $k = n$. The only difference is that in the sensor selection problem $\mathbf{z} \in [0, 1]^n$, whereas here $\mathbf{z} \geq 0$. ■

VI. EXPERIMENTAL RESULTS

We evaluate our proposed algorithms using two datasets. The first one is a synthetic dataset, which is borrowed from [2], and the second one is real data acquired from the Abilene Internet2 backbone network [15]. Our simulation is heavily based on the Matlab simulation of [2], and is available on the web [16]. In all experiments we have used a Newton tolerance of 10^{-3} and the GaBP threshold was set to 10^{-8} .

A. Synthetic data

Following [2] we use $m = 100$ potential sensors and $n = 20$ parameters to estimate. The m measurement vectors $\mathbf{a}_i \in \mathbb{R}^n$ are chosen randomly, and independently, from the distribution $\mathcal{N}(0, \frac{1}{\sqrt{n}}I)$. We solve the relaxed problem, (3), with distributed Newton construction as well as our distributed approximate algorithm (denoted as GaBP in the graphs). Figure 1 shows the duality gap of the different methods tested. The y -axis presents the duality gap of the cost function, the x -axis ticks are the number of sensors selected. As predicated, the distributed Newton method has performs better than GaBP, because GaBP computes an approximation to the relaxed problem. However, when deploying the local search heuristic proposed in [2] we get a very good solution, which outperforms the Newton method.

Figure 2 plots some bounds on the solution quality, where upper bound is computed using the fact that the relaxed sensor selection problem solution is at most $2m\tau$ from the optimal solution [7, §10.4], the lower bound is computed using the simple selection rule. Improved lower bounds are obtained via the local optimization procedure. A simple method to carry this local optimization is to start from the k selected sensors, and check sensor selections that can be derived from by swapping one of the chosen sensors with one of the $m - k$ sensors not chosen.

Typically the number of Newton iterations in both algorithms are 4–8. As expected, the approximated algorithm converged very rapidly, taking 9-10 iterations for each Newton step. In contrary, the full Newton method required 20-50 GaBP iterations for each row of Q^{-1} (those iteration can be done in parallel by increasing message sizes in the network). The convergence enforcement construction used in the Newton method required up to 25 iterations of the outer loop. To conclude, the approximated algorithm requires tens of iterations, while the accurate distributed Newton method requires hundreds of iterations.

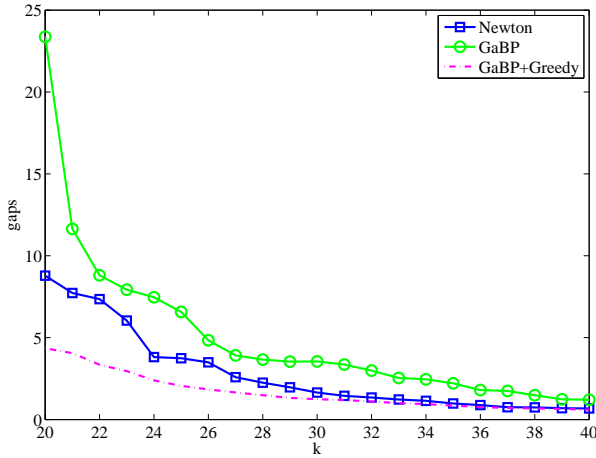


Fig. 1. Duality gap using the synthetic data set.

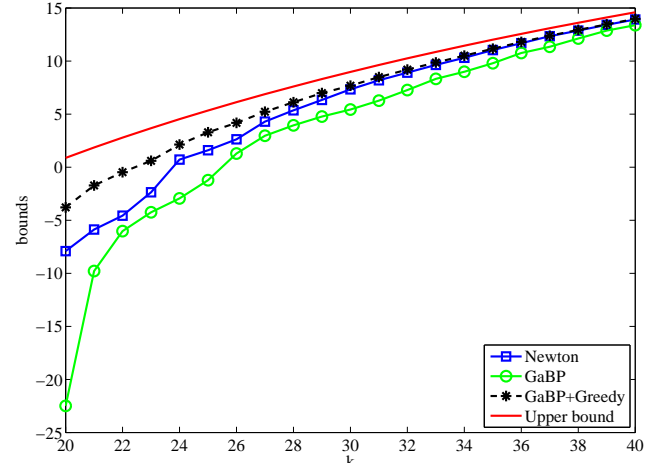


Fig. 2. Bounds using the synthetic data set.

B. Abilene network data

We have downloaded data with daily activity statistics of Abilene Internet2 backbone available from [15]. The data reported was collected between June 2006 to December 2006, total of $m = 153$ days. In each day the average daily utilization of every Abilene network inbound and outbound links is given. Since there is a high correlation between inbound and outbound links, we have used only the inbound link activity. After filtering out links that were not active during the full examined period, we remained with $n = 89$ links. Our goal is to select the k days that characterize normal network operation, for making a distinction with the other $m - k$ days that may indicate abnormal network behavior. Figures 3,4 outline the performance of the GaBP algorithm vs. the distributed Newton method. The x -axis presents k , the number of days selected. The y -axis represents the duality gap and the upper bounds respectively. As expected, the distributed Newton method has higher accuracy, but heavier computational overhead. As a sanity check, we have compared the number of error tickets opened each day and found a high correlation between them and the output of the distributed approximate algorithm. It is interesting to note that relative to the synthetic data set, the sensor selection problem becomes more difficult in the sense that the approximation algorithm is less

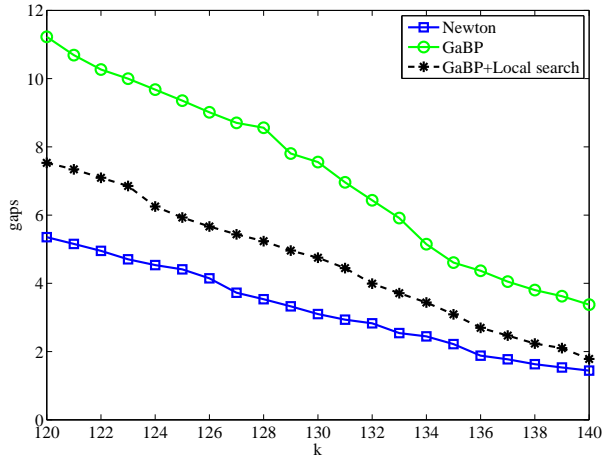


Fig. 3. Duality gap using the Abilene data

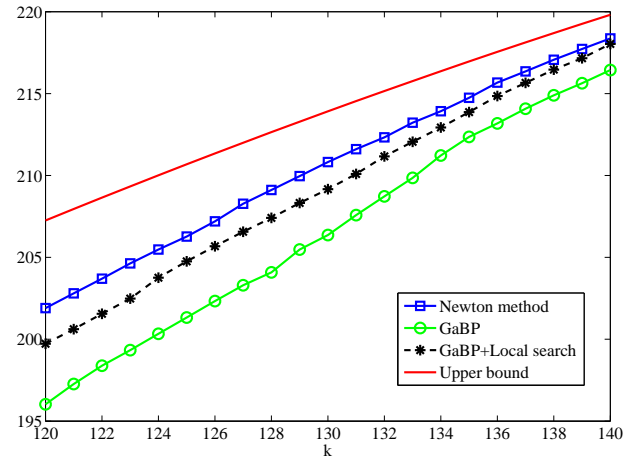


Fig. 4. Bounds using the abilene data

accurate. This can be explained that the underlying distribution used by [2] is multivariate Gaussian with diagonal inverse covariance matrix, while real Internet traffic typically does not come from a Gaussian distribution.

VII. CONCLUSION

We have presented two distributed algorithms for solving the sensor selection problem. The first one is an accurate distributed version of the interior point method proposed in [2]. The second is a fast and light-weight approximation algorithm. Using simulations we have analyzed and compared to performance of both algorithms, using synthetic and real data collection from the Abilene Inetnet2 backbone network. We believe there are several important applications to our novel construction for example in the area of quantitative database cleaning or distributed anomaly detection in communication networks.

ACKNOWLEDGMENT

Danny Dolev is Incumbent of the Berthold Badler Chair in Computer Science. Danny Dolev was supported in part by the Israeli Science Foundation (ISF) Grant number 0397373. D. Bickson would like to thank Prof. Stephen Boyd from Stanford for interesting discussions.

REFERENCES

- [1] F. Bian, D. Kempe, and R. Govindan, "Utility based sensor selection," in *Proc. 5th Int. Conf. Information Processing Sensor Networks*, Nashville, TN, 2006, pp. 11–18.
- [2] S. Joshi and S. Boyd, "Sensor selection via convex optimization," *IEEE Transactions on Signal Processing*, vol. 57, no. 2, pp. 451–462, February 2009.
- [3] A. Krause, A. Singh, and C. Guestrin, "Near-optimal sensor placements in gaussian processes: Theory, efficient algorithms and empirical studies," *Journal Machine Learning Research*, vol. 9, pp. 235–284, 2008.
- [4] K.-P. Shih, Y.-D. Chen, C.-W. Chiang, and B.-J. Liu, "A distributed active sensor selection scheme for wireless sensor networks," in *Computers and Communications, 2006. ISCC '06. Proceedings. 11th IEEE Symposium on*, 2006, pp. 923–928.
- [5] J. M. Hellerstein, "Quantitative data cleaning for large databases," in *White paper, United Nations Economic Commission for Europe*, 2008.
- [6] P. Kumar and E. A. Yildirim, "Minimum-volume enclosing ellipsoids and core sets," *Journal of Optimization Theory and Applications*, vol. 126, no. 1, pp. 1–21, July 2005.
- [7] S. Boyd and L. Vandenberghe, *Convex Optimization*. Cambridge University Press, 2004.
- [8] S. Lauritzen, "Graphical models," in *Oxford Statistical Science Series*, Oxford University Press, 1996.
- [9] Y. Weiss and W. T. Freeman, "Correctness of belief propagation in Gaussian graphical models of arbitrary topology," *Neural Computation*, vol. 13, no. 10, pp. 2173–2200, 2001.
- [10] D. M. Malioutov, J. K. Johnson, and A. S. Willsky, "Walk-sums and belief propagation in Gaussian graphical models," *Journal of Machine Learning Research*, vol. 7, Oct. 2006.
- [11] D. Bickson, Y. Tock, D. Dolev, and O. Shental, "Polynomial linear programming with Gaussian belief propagation," in *the 46th Allerton Conf. on Communications, Control and Computing*, Monticello, IL, USA, 2008.
- [12] D. Bickson, Y. Tock, A. Zymnis, S. Boyd, and D. Dolev, "Distributed large scale network utility maximization," in *the International symposium on information theory (ISIT)*, Seoul, South Korea, July 2009.
- [13] J. K. Johnson, D. Bickson, and D. Dolev, "Fixing converge of Gaussian belief propagation," in *International Symposium on Information Theory (ISIT)*, Seoul, South Korea, 2009.
- [14] D. Bickson, "Gaussian belief propagation: Theory and application," Ph.D. dissertation, The Hebrew University of Jerusalem, October 2008.
- [15] <http://stryper.grnoc.iu.edu/abilene/aggregate/html>.
- [16] Gaussian Belief Propagation implementation in matlab [online] <http://www.cs.huji.ac.il/labs/danass/p2p/gabp/>.