

A prototype of a directional detector for non-baryonic dark matter search: MIMAC (Micro-TPC Matrix of Chambers)

**C. Grignon^{a*}, G. Bernard^a, J. Billard^a, G. Bosson^a, O. Bourrion^a, O. Guillaudin^a,
C. Koumeir^a, F. Mayet^a, D. Santos^a, P. Colas^b, E. Ferrer^b, I. Giomataris^b, A. Allaoua^c,
L. Lebreton^c**

^a*LPSC, Université Joseph Fourier Grenoble 1, CNRS/IN2P3, Institut Polytechnique de Grenoble,
53 avenue des Martyrs, 38026 Grenoble, France*

^b*IRFU/DSM/CEA,
CEA Saclay, 91191 Gif-sur-Yvette cedex*

^c*IRSN
13115 Saint-Paul-Lez-Durance
E-mail: cyril.grignon@lpsc.in2p3.fr*

ABSTRACT: We have developed a micro-tpc using a pixelized bulk micromegas coupled to dedicated acquisition electronics as a read-out allowing to reconstruct the three dimensional track of a few keV recoils. The prototype has been tested with the Amande facility at the IRSN-Cadarache providing monochromatic neutrons. The first results concerning discrimination of a few keV electrons and proton recoils are presented.

KEYWORDS: Micromegas; TPC; Dark matter: 3D Track reconstruction.

*Corresponding author.

Contents

1. Dark matter directional detection	1
2. The MIMAC project and the μTPC	2
3. The pixelized bulk micromegas and the MIMAC acquisition electronics	2
4. 3D track reconstruction	3
5. Conclusion	3

1. Dark matter directional detection

Many astrophysical observations lead to the fact that dark matter represents an important part of the content of the universe. These piece of evidence are present at different scales: locally, from the rotation curves of spiral galaxies [1] or the Bullet cluster [2] and on the largest scales, from cosmological observations [3, 4]. Most of the matter in the Universe consists of cold non-baryonic dark matter (CDM), the leading candidate for this class of yet undiscovered particles (WIMPs) being the lightest supersymmetric particle. In various supersymmetric scenarii (SUSY), this neutral and colorless particle is the lightest neutralino $\tilde{\chi}$.

In order to detect this particle, tremendous experimental efforts with a host of techniques have been made. However, the main challenge for dark matter detection experiments remains present: discriminate the genuine WIMP signal from various background events such as α , β , γ , μ and neutrons.

To solve this problem and to demonstrate that the observed recoils are indeed due to WIMPs, direct detection experiments need a clear signal that can not be mimic by background. The most promising strategy is to search for a favored incoming direction for the WIMP signal, this signature beeing the only one that allows to clearly correlate the recoil events to the galactic halo of WIMPs. Indeed, our motion with respect to the Galactic rest frame produces a direction dependance in the recoil spectrum, the WIMP flux should come from the direction of the solar motion, towards the Cygnus constellation [5, 6]. Several projects aiming at directional detection of Dark Matter are being developped [7, 8, 9].

Gaseous μ TPC detectors present the privileged features of being able to reconstruct the track of the recoil following the interaction, thus allowing to access both the energy and the track properties (lenght and direction). In order to reconstruct precisely both low energy (few keV) and the 3D track of a nuclear recoil (few mm), we chose to use a micro-pattern gaseous detector, and more precisely a bulk micromegas [10].

2. The MIMAC project and the μ TPC

The MIMAC project is based on a matrix of gaseous μ TPC, filled either with ^3He , CF_4 , CH_4 or C_4H_{10} . Working at a low pressure regime will allow us to discriminate electrons from nuclei recoils by using both energy and track length information, an electron track being longer than the one of a nucleus for a given energy. Besides, identification of neutrons will be done by performing a time correlation of chambers, assuming that a WIMP will not interact twice in the whole MIMAC detector. Ultimately, the last background rejection tool is the reconstruction of the incoming direction of the particle.

Finally, we need to precisely measure energy of a few keV and to reconstruct 3D tracks of a few mm. To do so, we developed a μ TPC prototype with a 16.5 cm drift space associated to a bulk micromegas responsible for the detection of electrons. At first, we used a standard 128 μm bulk micromegas (non-pixelized anode plane) in order to measure the energy resolution of our detector.

To correctly assess the real recoil energy of the nucleus, we performed a complete measurement of the ionization quenching factor in the energy range of dark matter search, i.e. below 10 keV. As described in [11],[12],[13], we designed an Electron Cyclotron Resonance Ion Source (ECRIS), able to produce various ions (proton, ^3He , ^4He , ^{19}F) with an energy from 1 keV to 50 keV. We successfully measured the IQF in helium at low energies, and reached an energy threshold below 1 keV, which is a key point for Dark Matter detectors, since it is needed to evaluate the nucleus recoil energy and hence the WIMP kinematics.

Although a precise measurement of the energy of the recoil is the starting point of any background discrimination, the 3D reconstruction of the track is necessary to detect the direction of dark matter particle.

3. The pixelized bulk micromegas and the MIMAC acquisition electronics

In order to reconstruct a few mm track in three dimensions, we decided to use a bulk micromegas [14, 10] with a 3 cm by 3 cm active area, segmented in 300 μm pixels. We use a 2D readout with 424 μm pitch, in order to read both dimensions (X and Y). This bulk is provided with a 325 LPI (Line Per Inch) weaved 25 μm thick stainless steel micro-mesh.

In order to reconstruct the recoil of a nucleus in 3D, we needed a dedicated data acquisition electronics, self-triggered and able to perform the anode sampling at a frequency of 40 MHz [15]. To do so, the LPSC electronics team designed from scratch an ASIC in a 0.35 μm BiCMOS-SiGe technology. With an area approximatively equal to 1.5 mm^2 , this ASIC contains 16 channels, each of these channels having its own charge-sensitive preamplifier, current comparator and 5 bit coded tunable threshold. The 16 channels are sent to a mixer and a shaper to measure the energy in the ASIC. Each of the 12 ASICs is connected to FPGAs programmed to process, merge and time sort data. Finally, the electronic board is connected to an Ethernet microcontroller which forwards the data via a TCP socket server to the acquisition station. This first version of the MIMAC ASIC is up and running in the MIMAC prototype since May 2008 and the next version, with 64 channels, is currently under development at the LPSC and will be ready before the end of 2009.

4. 3D track reconstruction

One key point of a dark matter directional detector project is to show the possibility to reconstruct a 3D track, as the required exposure to sign any directional asymmetry is decreased by an order of magnitude between 2D read-out and 3D read-out [6]. With this dedicated electronics associated to the pixelized bulk micromegas, we are able to reconstruct the recoil of the nucleus in 3D. As pictured on figure 1, the electrons move towards the grid in the drift space and are projected on the anode thus allowing to access information on x and y coordinates. The third coordinate is obtained by sampling the anode every 25 ns and by using the knowledge of the drift velocity of the electrons.

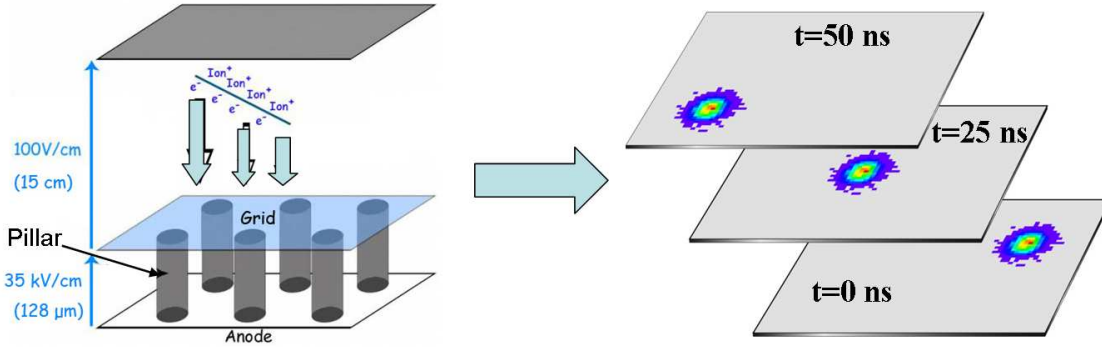


Figure 1. Track reconstruction in MIMAC. The anode is scanned every 25 ns and the 3D track is reconstructed, knowing the drift velocity, from the series of images of the anode.

We developed a simulation software to test both the capabilities of the DAQ to reconstruct tracks and the reconstruction algorithm itself. For a realistic detector instrumented with our electronics, we show that the 3D track reconstruction can be achieved with a rather good resolution, of 0.3mm on the track length and below 4° on θ and ϕ , assuming a straight trajectory for the recoil ion [16]. The first experimental data obtained with our prototype are quite promising.

As one can see on figure 2, we were able to reconstruct nuclei recoils created by 144 keV neutrons at the Amande facility (IRSN-Cadarache) in pure isobutane at 100 mbar.

Moreover, on the length/energy plot (see figure 3), we can see a clear separation of the electron noise from the nuclei recoils signal.

5. Conclusion

We were able to precisely measure the recoil energy of an helium nucleus down to 1 keV, thanks to ECR ion source developed at the LPSC. We developed a complete dedicated electronic system (ASIC, FPGA, Ethernet card and DAQ system) in order to perform a 40 MHz sampling of the pixelized bulk micromegas and to finally reconstruct a 3D track of the recoil nucleus. We reconstructed tracks of 5.9 keV electrons, as well as proton recoils issued from 144 keV neutron elastic interactions. Discrimination of recoils from electron background is possible.

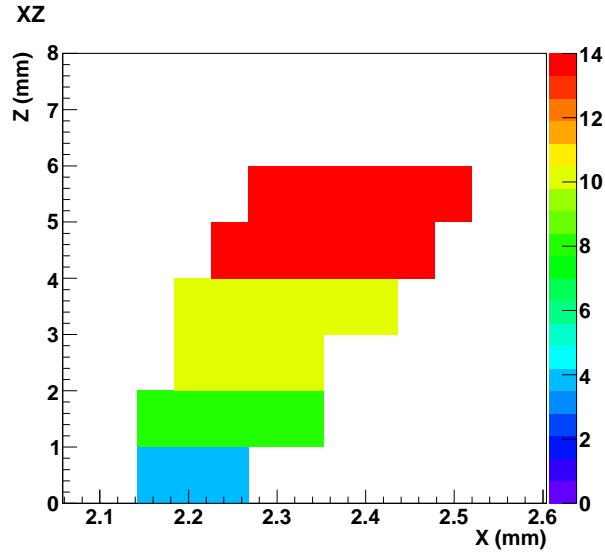


Figure 2. Reconstructed track of a proton recoil created by a 144 keV neutron in 100 mbar C_4H_{10} projected on the XZ plane

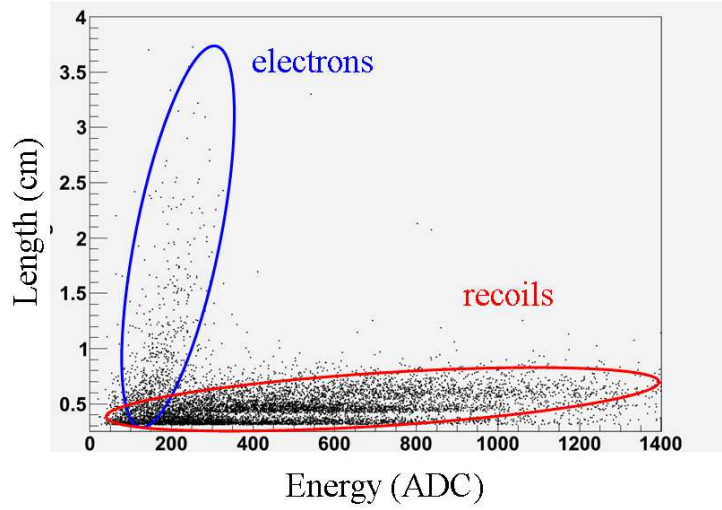


Figure 3. Length versus energy plot for electrons and neutrons in pure isobutane at 100 mbar

References

- [1] V. C. Rubin *et al.*, [astro-ph/9904050] (1999).
- [2] D. Clowe *et al.*, *Astrophys. J.*, 648 L109 (2006).
- [3] E. Komatsu *et al.*, [astro-ph/0803.0547] (2008).
- [4] M. Tristram *et al.*, *Astron. Astrophys.* **436** 785 (2005).
- [5] D. N. Spergel, *Phys. Rev. D* **37** (1988).

- [6] A. M. Green & B. Morgan, *Astropart. Phys.* **27**, 142 (2007).
- [7] G. J. Alner *et al.*, *Nucl. Instrum. Methods A* **555** 173 (2005).
- [8] G. Sciolla *et al.*, [astro-ph/806.2673] (2008).
- [9] D. Santos *et al.*, [astro-ph/0701230] (2006).
- [10] I. Giomataris *et al.*, *Nucl. Instrum. Methods A* **560** 405 (2006).
- [11] D. Santos, F Mayet, O Guillaudin *et al.*, [astro-ph/0810.1137] (2008)
- [12] O. Guillaudin *et al.*, Proc. of the 4th symposium on large TPCs, for low energy rare event detection, Paris, Dec. 2008, *Journal of Physics: Conference Series*, [astro-ph/0904.1667] (2008).
- [13] F. Mayet *et al.*, Proc. of the 4th symposium on large TPCs for low energy rare event detection, Paris, Dec. 2008, *Journal of Physics: Conference Series*, [astro-ph/0905.4654] (2008).
- [14] I. Giomataris *et al.*, *Nucl. Instrum. Methods A* **376** 29 (1996).
- [15] J.P. Richer *et al.*, in preparation.
- [16] C. Grignon *et al.*, in preparation.

A prototype of a directional detector for non-baryonic dark matter search: MIMAC (Micro-TPC Matrix of Chambers)

**C. Grignon^{a*}, G. Bernard^a, J. Billard^a, G. Bosson^a, O. Bourrion^a, O. Guillaudin^a,
C. Koumeir^a, F. Mayet^a, D. Santos^a, P. Colas^b, E. Ferrer^b, I. Giomataris^b, A. Allaoua^c,
L. Lebreton^c**

^a*LPSC, Université Joseph Fourier Grenoble 1, CNRS/IN2P3, Institut Polytechnique de Grenoble,
53 avenue des Martyrs, 38026 Grenoble, France*

^b*IRFU/DSM/CEA,
CEA Saclay, 91191 Gif-sur-Yvette cedex*

^c*IRSN
13115 Saint-Paul-Lez-Durance
E-mail: cyril.grignon@lpsc.in2p3.fr*

ABSTRACT: We have developed a micro-tpc using a pixelized bulk micromegas coupled to dedicated acquisition electronics as a read-out allowing to reconstruct the three dimensional track of a few keV recoils. The prototype has been tested with the Amande facility at the IRSN-Cadarache providing monochromatic neutrons. The first results concerning discrimination of a few keV electrons and proton recoils are presented.

KEYWORDS: Micromegas; TPC; Dark matter: 3D Track reconstruction.

*Corresponding author.

Contents

1. Dark matter directional detection	1
2. The MIMAC project and the μTPC	2
3. The pixellized bulk micromegas and the MIMAC acquisition electronics	2
4. 3D track reconstruction	3
5. Conclusion	3

1. Dark matter directional detection

Many astrophysical observations lead to the fact that dark matter represents an important part of the content of the universe. These piece of evidence are present at different scales: locally, from the rotation curves of spiral galaxies [1] or the Bullet cluster [2] and on the largest scales, from cosmological observations [3, 4]. Most of the matter in the Universe consists of cold non-baryonic dark matter (CDM), the leading candidate for this class of yet undiscovered particles (WIMPs) being the lightest supersymmetric particle. In various supersymmetric scenarii (SUSY), this neutral and colorless particle is the lightest neutralino $\tilde{\chi}$.

In order to detect this particle, tremendous experimental efforts with a host of techniques have been made. However, the main challenge for dark matter detection experiments remains present: discriminate the genuine WIMP signal from various background events such as α , β , γ , μ and neutrons.

To solve this problem and to demonstrate that the observed recoils are indeed due to WIMPs, direct detection experiments need a clear signal that can not be mimic by background. The most promising strategy is to search for a favored incoming direction for the WIMP signal, this signature beeing the only one that allows to clearly correlate the recoil events to the galactic halo of WIMPs. Indeed, our motion with respect to the Galactic rest frame produces a direction dependance in the recoil spectrum, the WIMP flux should comes from the direction of the solar motion, towards the Cygnus constellation [5, 6]. Several projects aiming at directional detection of Dark Matter are being developped [7, 8, 9].

Gaseous μ TPC detectors present the privileged features of being able to reconstruct the track of the recoil following the interaction, thus allowing to access both the energy and the track properties (lenght and direction). In order to reconstruct precisely both low energy (few keV) and the 3D track of a nuclear recoil (few mm), we chose to use a micro-pattern gaseous detector, and more precisely a bulk micromegas [10].

2. The MIMAC project and the μ TPC

The MIMAC project is based on a matrix of gaseous μ TPC, filled either with ^3He , CF_4 , CH_4 or C_4H_{10} . Working at a low pressure regime will allow us to discriminate electrons from nuclei recoils by using both energy and track length information, an electron track being longer than the one of a nucleus for a given energy. Besides, identification of neutrons will be done by performing a time correlation of chambers, assuming that a WIMP will not interact twice in the whole MIMAC detector. Ultimately, the last background rejection tool is the reconstruction of the incoming direction of the particle.

Finally, we need to precisely measure energy of a few keV and to reconstruct 3D tracks of a few mm. To do so, we developed a μ TPC prototype with a 16.5 cm drift space associated to a bulk micromegas responsible for the detection of electrons. At first, we used a standard 128 μm bulk micromegas (non-pixellized anode plane) in order to measure the energy resolution of our detector.

To correctly assess the real recoil energy of the nucleus, we performed a complete measurement of the ionization quenching factor in the energy range of dark matter search, i.e. below 10 keV. As described in [11],[12],[13], we designed an Electron Cyclotron Resonance Ion Source (ECRIS), able to produce various ions (proton, ^3He , ^4He , ^{19}F) with an energy from 1 keV to 50 keV. We successfully measured the IQF in helium at low energies, and reached an energy threshold below 1 keV, which is a key point for Dark Matter detectors, since it is needed to evaluate the nucleus recoil energy and hence the WIMP kinematics.

Although a precise measurement of the energy of the recoil is the starting point of any background discrimination, the 3D reconstruction of the track is necessary to detect the direction of dark matter particle.

3. The pixellized bulk micromegas and the MIMAC acquisition electronics

In order to reconstruct a few mm track in three dimensions, we decided to use a bulk micromegas [14, 10] with a 3 cm by 3 cm active area, segmented in 300 μm pixels. We use a 2D readout with 424 μm pitch, in order to read both dimensions (X and Y). This bulk is provided with a 325 LPI (Line Per Inch) weaved 25 μm thick stainless steel micro-mesh.

In order to reconstruct the recoil of a nucleus in 3D, we needed a dedicated data acquisition electronics, self-triggered and able to perform the anode sampling at a frequency of 40 MHz [15]. To do so, the LPSC electronics team designed from scratch an ASIC in a 0.35 μm BiCMOS-SiGe technology. With an area approximatively equal to 1.5 mm^2 , this ASIC contains 16 channels, each of these channels having its own charge-sensitive preamplifier, current comparator and 5 bit coded tunable threshold. The 16 channels are sent to a mixer and a shaper to measure the energy in the ASIC. Each of the 12 ASICs is connected to FPGAs programmed to process, merge and time sort data. Finally, the electronic board is connected to an Ethernet microcontroller which forwards the data via a TCP socket server to the acquisition station. This first version of the MIMAC ASIC is up and running in the MIMAC prototype since May 2008 and the next version, with 64 channels, is currently under development at the LPSC and will be ready before the end of 2009.

4. 3D track reconstruction

One key point of a dark matter directional detector project is to show the possibility to reconstruct a 3D track, as the required exposure to sign any directional asymmetry is decreased by an order of magnitude between 2D read-out and 3D read-out [6]. With this dedicated electronics associated to the pixellized bulk micromegas, we are able to reconstruct the recoil of the nucleus in 3D. As pictured on figure 1, the electrons move towards the grid in the drift space and are projected on the anode thus allowing to access information on x and y coordinates. The third coordinate is obtained by sampling the anode every 25 ns and by using the knowledge of the drift velocity of the electrons.

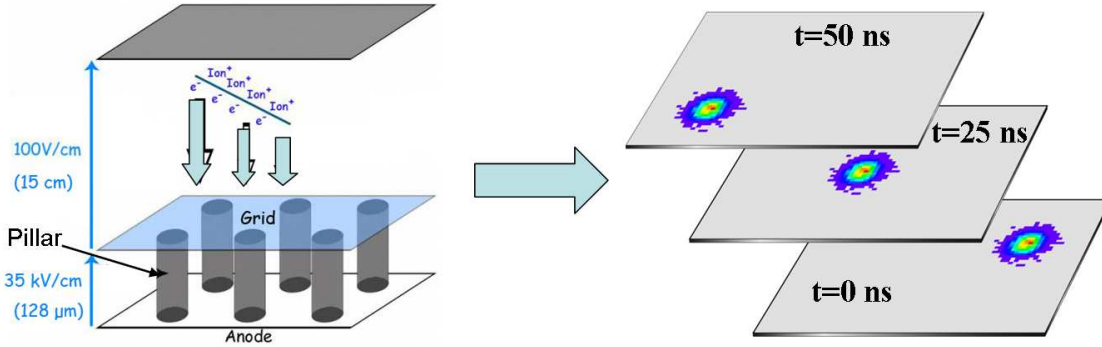


Figure 1. Track reconstruction in MIMAC. The anode is scanned every 25 ns and the 3D track is reconstructed, knowing the drift velocity, from the series of images of the anode.

We developed a simulation software to test both the capabilities of the DAQ to reconstruct tracks and the reconstruction algorithm itself. For a realistic detector instrumented with our electronics, we show that the 3D track reconstruction can be achieved with a rather good resolution, of 0.3mm on the track length and below 4° on θ and ϕ , assuming a straight trajectory for the recoil ion [16]. The first experimental data obtained with our prototype are quite promising.

As one can see on figure 2, we were able to reconstruct nuclei recoils created by 144 keV neutrons at the Amande facility (IRSN-Cadarache) in pure isobutane at 100 mbar.

Moreover, on the length/energy plot (see figure 3), we can see a clear separation of the electron noise from the nuclei recoils signal.

5. Conclusion

We were able to precisely measure the recoil energy of an helium nucleus down to 1 keV, thanks to ECR ion source developed at the LPSC. We developed a complete dedicated electronic system (ASIC, FPGA, Ethernet card and DAQ system) in order to perform a 40 MHz sampling of the pixellized bulk micromegas and to finally reconstruct a 3D track of the recoil nuclei. We reconstructed tracks of 5.9 keV electrons, as well as proton recoils issued from 144 keV neutron elastic interactions. Discrimination of recoils from electron background is possible.

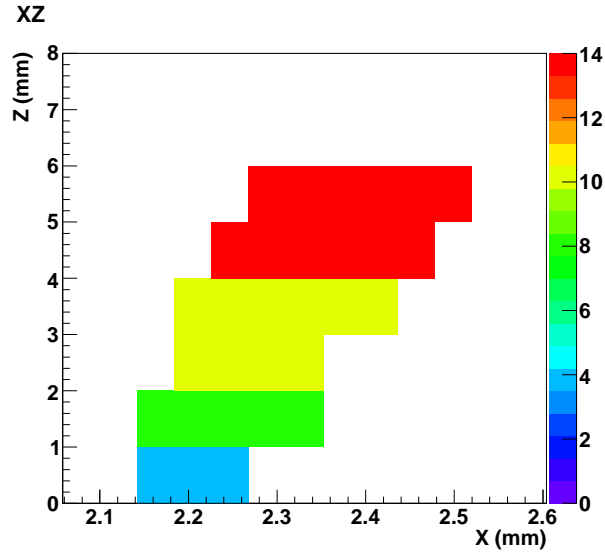


Figure 2. Reconstructed track of a proton recoil created by a 144 keV neutron in 100 mbar C_4H_{10} projected on the XZ plane

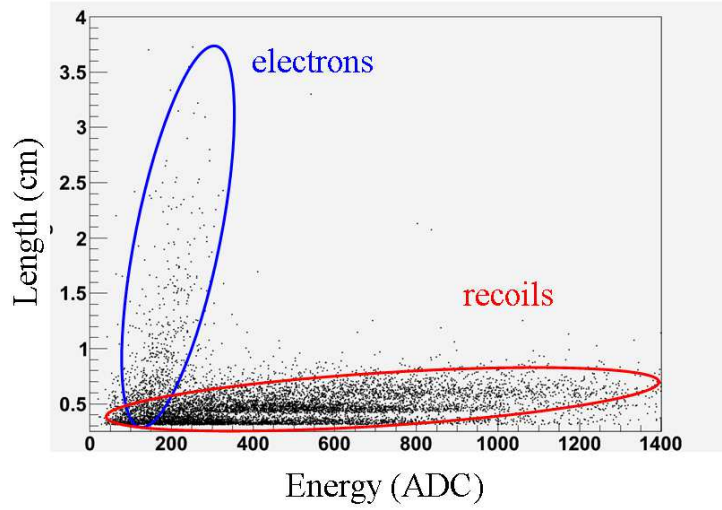


Figure 3. Length versus energy plot for electrons and neutrons in pure isobutane at 100 mbar

References

- [1] V. C. Rubin *et al.*, [astro-ph/9904050] (1999).
- [2] D. Clowe *et al.*, *Astrophys. J.*, 648 L109 (2006).
- [3] E. Komatsu *et al.*, [astro-ph/0803.0547] (2008).
- [4] M. Tristram *et al.*, *Astron. Astrophys.* **436** 785 (2005).
- [5] D. N. Spergel, *Phys. Rev. D* **37** (1988).

- [6] A. M. Green & B. Morgan, *Astropart. Phys.* **27**, 142 (2007).
- [7] G. J. Alner *et al.*, *Nucl. Instrum. Methods A* **555** 173 (2005).
- [8] G. Sciolla *et al.*, [[astro-ph/806.2673](#)] (2008).
- [9] D. Santos *et al.*, [[astro-ph/0701230](#)] (2006).
- [10] I. Giomataris *et al.*, *Nucl. Instrum. Methods A* **560** 405 (2006).
- [11] D. Santos, F Mayet, O Guillaudin *et al.*, [[astro-ph/0810.1137](#)] (2008)
- [12] O. Guillaudin *et al.*, Proc. of the 4th symposium on large TPCs, for low energy rare event detection, Paris, Dec. 2008, *Journal of Physics: Conference Series*, [[astro-ph/0904.1667](#)] (2008).
- [13] F. Mayet *et al.*, Proc. of the 4th symposium on large TPCs for low energy rare event detection, Paris, Dec. 2008, *Journal of Physics: Conference Series*, [[astro-ph/0905.4654](#)] (2008).
- [14] I. Giomataris *et al.*, *Nucl. Instrum. Methods A* **376** 29 (1996).
- [15] J.P. Richer *et al.*, in preparation.
- [16] C. Grignon *et al.*, in preparation.