

EUROPEAN ORGANIZATION FOR NUCLEAR RESEARCH
FERMI NATIONAL ACCELERATOR LABORATORY
STANFORD LINEAR ACCELERATOR CENTER

CERN-PH-EP/2009-XXX
FERMILAB-TM-2446-E
LEPEWWG/2009-01
TEVEWWG/2009-01
ALEPH 2009-001 PHYSICS 2009-001
CDF Note 9979
D0 Note 6005
DELPHI DELPHI-2009 PHYS 951
L3 Note 2836
OPAL PR430
SLAC-PUB-13830
13 November 2009

Precision Electroweak Measurements and Constraints on the Standard Model

The ALEPH, CDF, D0, DELPHI, L3, OPAL, SLD Collaborations,
the LEP Electroweak Working Group,¹
the Tevatron Electroweak Working Group,²
and the SLD electroweak and heavy flavour groups

Prepared from Contributions to the 2009 Summer Conferences.

Abstract

This note presents constraints on Standard Model parameters using published and preliminary precision electroweak results measured at the electron-positron colliders LEP and SLC. The results are compared with precise electroweak measurements from other experiments, notably CDF and DØ at the Tevatron. Constraints on the input parameters of the Standard Model are derived from the combined set of results obtained in high- Q^2 interactions, and used to predict results in low- Q^2 experiments, such as atomic parity violation, Møller scattering, and neutrino-nucleon scattering. The main changes with respect to the experimental results presented in 2008 are new combinations of results on the W-boson mass and the mass of the top quark.

¹ WWW access at <http://www.cern.ch/LEPEWWG>

² WWW access at <http://tevewwg.fnal.gov>

1 Introduction

The experimental results used here consist of the final and published Z-pole results [1] measured by the ALEPH, DELPHI, L3, OPAL and SLC experiments, taking data at the electron-positron colliders LEP and SLC. In addition, published and preliminary results on the mass and width of the W boson, measured at LEP-II and the Tevatron, and the mass of the top quark, measured at the Tevatron only, are included. This report updates our previous analysis [2].

The measurements allow to check the validity of the Standard Model (SM) and, within its framework, to infer valuable information about its fundamental parameters. The accuracy of the W- and Z-boson measurements makes them sensitive to the mass of the top quark m_t , and to the mass of the Higgs boson m_H through loop corrections. While the leading m_t dependence is quadratic, the leading m_H dependence is logarithmic. Therefore, the inferred constraints on m_t are much stronger than those on m_H .

2 Measurements

The measurement results considered here are reported in Table 1. Also shown are their predictions based on the results of the SM fit to these combined high- Q^2 measurements, as reported in the last column of Table 2.

The measurements obtained at the Z pole by the LEP and SLC experiments ALEPH, DELPHI, L3, OPAL and SLD, and their combinations, reported in parts a), b) and c) of Table 1, are final and published [1].

The results on the W-boson mass by CDF [3] and DØ [4] in Run-I, and the W-boson width by CDF [5] and DØ [6] in Run-I, are combined by the Tevatron Electroweak Working Group based on a detailed treatment of common systematic uncertainties [7]. Including also results based on Run-II data on m_W by CDF [8,9] and DØ [10], and on Γ_W by CDF [11] and DØ [12], the combined Tevatron results are [13,14]: $m_W = 80.420 \pm 0.031$ GeV, $\Gamma_W = 2.050 \pm 0.058$ GeV.¹ Combining these results with the preliminary LEP-II combination [16], $m_W = 80.376 \pm 0.033$ GeV and $\Gamma_W = 2.196 \pm 0.083$ GeV, the resulting averages used here are:

$$m_W = 80.399 \pm 0.023 \text{ GeV} \tag{1}$$

$$\Gamma_W = 2.098 \pm 0.048 \text{ GeV} . \tag{2}$$

For the mass of the top quark, m_t , the published Run-I results from CDF [17] and DØ [18], and preliminary and published results based on Run-II data from CDF [19] and DØ [20], are combined by the Tevatron Electroweak Working Group with the result: $m_t = 173.1 \pm 1.3$ GeV [21] where the uncertainty now includes an estimate for colour reconnection effects. The exact definition of the mass of the top quark and the related theoretical uncertainty in the interpretation of the measured “pole” mass urgently require further study [22].

In addition, the following final results obtained in low- Q^2 interactions and reported in Table 3 are considered: (i) the measurements of atomic parity violation in caesium [23, 24], with the numerical

¹The DØ collaboration has recently published a new measurement of the width of the W boson [15]: $\Gamma_W = 2.028 \pm 0.072$ GeV. A new Tevatron combination including this result and its correlations is in preparation.

result [25] based on a revised analysis of QED radiative corrections applied to the raw measurement; (ii) the result of the E-158 collaboration on the electroweak mixing angle² measured in Møller scattering [27]; and (iii) the final result of the NuTeV collaboration on neutrino-nucleon neutral to charged current cross section ratios [28].

Using neutrino-nucleon data with an average $Q^2 \simeq 20 \text{ GeV}^2$, the NuTeV collaboration has extracted the left- and right-handed couplings combinations $g_{\nu\text{Lud}}^2 = 4g_{L\nu}^2(g_{\text{Lu}}^2 + g_{\text{Ld}}^2) = [1/2 - \sin^2 \theta_{\text{eff}} + (5/9) \sin^4 \theta_{\text{eff}}] \rho_\nu \rho_{\text{ud}}$ and $g_{\nu\text{Rud}}^2 = 4g_{L\nu}^2(g_{\text{Ru}}^2 + g_{\text{Rd}}^2) = (5/9) \sin^4 \theta_{\text{eff}} \rho_\nu \rho_{\text{ud}}$, with the ρ parameters for example defined in [29]. The NuTeV results for the effective couplings are: $g_{\nu\text{Lud}}^2 = 0.30005 \pm 0.00137$ and $g_{\nu\text{Rud}}^2 = 0.03076 \pm 0.00110$, with a correlation of -0.017 . While the result on $g_{\nu\text{Rud}}$ agrees with the SM expectation, the result on $g_{\nu\text{Lud}}$, relatively measured nearly eight times more precisely than $g_{\nu\text{Rud}}$, shows a deficit with respect to the expectation at the level of 2.9 standard deviations [28].³

An additional input parameter, not shown in the table, is the Fermi constant G_F , determined from the μ lifetime, $G_F = 1.16637(1) \cdot 10^{-5} \text{ GeV}^{-2}$ [31]. New measurements of G_F yield values which are in good agreement [32, 33]. The relative error of G_F is comparable to that of m_Z ; both errors have negligible effects on the fit results.

3 Theoretical and Parametric Uncertainties

Detailed studies of the theoretical uncertainties in the SM predictions due to missing higher-order electroweak corrections and their interplay with QCD corrections had been carried out by the working group on ‘Precision calculations for the Z resonance’ [29], and later in References 34 and 35. Theoretical uncertainties are evaluated by comparing different but, within our present knowledge, equivalent treatments of aspects such as resummation techniques, momentum transfer scales for vertex corrections and factorisation schemes. The effects of these theoretical uncertainties are reduced by the inclusion of higher-order corrections [36, 37] in the electroweak libraries TOPAZ0 [38] and ZFITTER [39].

The use of the higher-order QCD corrections [37] increases the value of $\alpha_S(m_Z^2)$ by 0.001, as expected. The effect of missing higher-order QCD corrections on $\alpha_S(m_Z^2)$ dominates missing higher-order electroweak corrections and uncertainties in the interplay of electroweak and QCD corrections. A discussion of theoretical uncertainties in the determination of α_S can be found in References 29 and 40, with a more recent analysis in Reference 41 where the theoretical uncertainty is estimated to be about 0.001 for the analyses presented in the following.

The complete (fermionic and bosonic) two-loop corrections for the calculation of m_W [42], and the complete fermionic two-loop corrections for the calculation of $\sin^2 \theta_{\text{eff}}^{\text{lept}}$ [43] have been calculated. Including three-loop top-quark contributions to the ρ parameter in the limit of large m_t [44], efficient routines for evaluating these corrections have been implemented since version 6.40 in the semi-analytical program ZFITTER. The remaining theoretical uncertainties are estimated to be 4 MeV on m_W and 0.000049 on $\sin^2 \theta_{\text{eff}}^{\text{lept}}$. The latter uncertainty dominates the theoretical uncertainty in SM fits and the extraction of constraints on the mass of the Higgs boson presented below. For a complete picture, the complete two-loop calculation for the partial Z decay widths should be calculated.

The theoretical errors discussed above are not included in the results presented in Tables 2 and 3. At present the impact of theoretical uncertainties on the determination of SM parameters from the

² E-158 quotes in the $\overline{\text{MS}}$ scheme, evolved to $Q^2 = m_Z^2$. We add 0.00029 to the quoted value in order to obtain the effective electroweak mixing angle [26].

³ A new study finds that EMC-like isovector effects are able to explain this difference [30].

precise electroweak measurements is small compared to the error due to the uncertainty in the value of $\alpha(m_Z^2)$, which is included in the results.

The uncertainty in $\alpha(m_Z^2)$ arises from the contribution of light quarks to the photon vacuum polarisation, $\Delta\alpha_{\text{had}}^{(5)}(m_Z^2)$:

$$\alpha(m_Z^2) = \frac{\alpha(0)}{1 - \Delta\alpha_{\ell}(m_Z^2) - \Delta\alpha_{\text{had}}^{(5)}(m_Z^2) - \Delta\alpha_{\text{top}}(m_Z^2)}, \quad (3)$$

where $\alpha(0) = 1/137.036$. The top contribution, $-0.00007(1)$, depends on the mass of the top quark, and is therefore determined inside the electroweak libraries TOPAZ0 and ZFITTER. The leptonic contribution is calculated to third order [45] to be 0.03150, with negligible uncertainty.

For the hadronic contribution $\Delta\alpha_{\text{had}}^{(5)}(m_Z^2)$, we use the result 0.02758 ± 0.00035 [46] which takes into account published results on electron-positron annihilations into hadrons at low centre-of-mass energies by the BES collaboration [47], as well as the revised published results from CMD-2 [48] and results from KLOE [49]. The reduced uncertainty still causes an error of 0.00013 on the SM prediction of $\sin^2\theta_{\text{eff}}^{\text{lept}}$, and errors of 0.2 GeV and 0.1 on the fitted values of m_t and $\log(m_H)$, included in the results presented below. The effect on the SM prediction for $\Gamma_{\ell\ell}$ is negligible. The $\alpha_S(m_Z^2)$ values from the SM fits presented here are stable against a variation of $\alpha(m_Z^2)$ in the interval quoted.

There are also several evaluations of $\Delta\alpha_{\text{had}}^{(5)}(m_Z^2)$ [50–60] which are more theory-driven. One of the more recent of these (Reference 60) also includes the new results from BES, yielding 0.02749 ± 0.00012 . To show the effects of the uncertainty of $\alpha(m_Z^2)$, we also use this evaluation of the hadronic vacuum polarisation.

4 Selected Results

Figure 1 shows a comparison of the leptonic partial width from LEP-I, $\Gamma_{\ell\ell} = 83.985 \pm 0.086$ MeV [1], and the effective electroweak mixing angle from asymmetries measured at LEP-I and SLD, $\sin^2\theta_{\text{eff}}^{\text{lept}} = 0.23153 \pm 0.00016$ [1], with the SM shown as a function of m_t and m_H . Good agreement with the SM prediction using the most recent measurements of m_t and m_W is observed. The point with the arrow indicates the prediction if among the electroweak radiative corrections only the photon vacuum polarisation is included, which shows that the precision electroweak Z-pole data are sensitive to non-trivial electroweak corrections. Note that the error due to the uncertainty on $\alpha(m_Z^2)$ (shown as the length of the arrow) is not much smaller than the experimental error on $\sin^2\theta_{\text{eff}}^{\text{lept}}$ from LEP-I and SLD. This underlines the continued importance of a precise measurement of $\sigma(e^+e^- \rightarrow \text{hadrons})$ at low centre-of-mass energies.

Of the measurements given in Table 1, R_{ℓ}^0 is one of the most sensitive to QCD corrections. For $m_Z = 91.1875$ GeV, and imposing $m_t = 173.1 \pm 1.3$ GeV as a constraint, $\alpha_S = 0.1223 \pm 0.0038$ is obtained. Alternatively, $\sigma_{\text{lep}}^0 \equiv \sigma_{\text{had}}^0/R_{\ell}^0 = 2.0003 \pm 0.0027$ nb [1] which has higher sensitivity to QCD corrections and less dependence on m_H yields: $\alpha_S = 0.1179 \pm 0.0030$. Typical errors arising from the variation of m_H between 100 GeV and 200 GeV are of the order of 0.001, somewhat smaller for σ_{lep}^0 . These results on α_S , as well as those reported in the next section, are in very good agreement with world averages ($\alpha_S(m_Z^2) = 0.118 \pm 0.002$ [61], or $\alpha_S(m_Z^2) = 0.1178 \pm 0.0033$ based solely on NNLO QCD results excluding the LEP-I lineshape results and accounting for correlated errors [62]).

	Measurement with Total Error	Systematic Error	Standard Model fit	Pull
$\Delta\alpha_{\text{had}}^{(5)}(m_Z^2)$ [46]	0.02758 ± 0.00035	0.00034	0.02768	-0.3
a) <u>LEP-I</u> line-shape and lepton asymmetries: m_Z [GeV] Γ_Z [GeV] σ_{had}^0 [nb] R_ℓ^0 $A_{\text{FB}}^{0,\ell}$ + correlation matrix [1] τ polarisation: \mathcal{A}_ℓ (\mathcal{P}_τ) q \bar{q} charge asymmetry: $\sin^2 \theta_{\text{eff}}^{\text{lept}}(Q_{\text{FB}}^{\text{had}})$	91.1875 ± 0.0021 2.4952 ± 0.0023 41.540 ± 0.037 20.767 ± 0.025 0.0171 ± 0.0010 0.1465 ± 0.0033 0.2324 ± 0.0012	$^{(a)}0.0017$ $^{(a)}0.0012$ $^{(b)}0.028$ $^{(b)}0.007$ $^{(b)}0.0003$ 0.0016 0.0010	91.1874 2.4959 41.478 20.742 0.0165 0.1481 0.23138	0.0 -0.3 1.7 1.0 0.7 -0.5 0.8
b) <u>SLD</u> \mathcal{A}_ℓ (SLD)	0.1513 ± 0.0021	0.0010	0.1481	1.5
c) <u>LEP-I/SLD Heavy Flavour</u> R_b^0 R_c^0 $A_{\text{FB}}^{0,b}$ $A_{\text{FB}}^{0,c}$ \mathcal{A}_b \mathcal{A}_c + correlation matrix [1]	0.21629 ± 0.00066 0.1721 ± 0.0030 0.0992 ± 0.0016 0.0707 ± 0.0035 0.923 ± 0.020 0.670 ± 0.027	0.00050 0.0019 0.0007 0.0017 0.013 0.015	0.21579 0.1723 0.1038 0.0742 0.935 0.668	0.8 -0.1 -2.9 -1.0 -0.6 0.1
d) <u>LEP-II and Tevatron</u> m_W [GeV] (LEP-II, Tevatron) Γ_W [GeV] (LEP-II, Tevatron) m_t [GeV] (Tevatron [21])	80.399 ± 0.023 2.098 ± 0.048 173.1 ± 1.3	 1.1	80.379 2.092 173.2	0.9 0.1 -0.1

Table 1: Summary of high- Q^2 measurements included in the combined analysis of SM parameters. Section a) summarises LEP-I averages, Section b) SLD results (\mathcal{A}_ℓ includes A_{LR} and the polarised lepton asymmetries), Section c) the LEP-I and SLD heavy flavour results, and Section d) electroweak measurements from LEP-II and the Tevatron. The total errors in column 2 include the systematic errors listed in column 3. Although the systematic errors include both correlated and uncorrelated sources, the determination of the systematic part of each error is approximate. The SM results in column 4 and the pulls (difference between measurement and fit in units of the total measurement error) in column 5 are derived from the SM fit including all high- Q^2 data (Table 2, column 4).

^(a)The systematic errors on m_Z and Γ_Z contain the errors arising from the uncertainties in the LEP-I beam energy only.

^(b)Only common systematic errors are indicated.

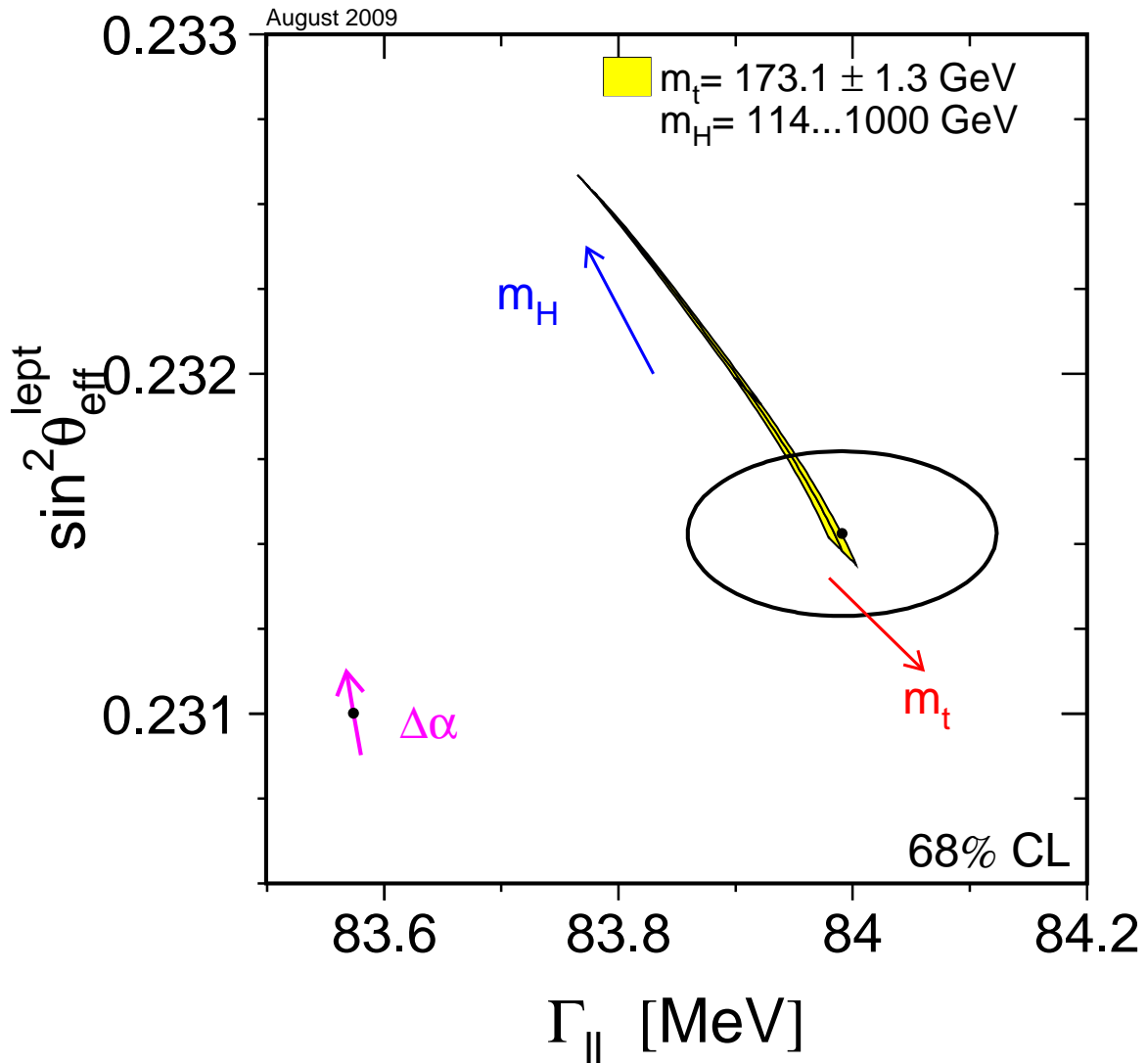


Figure 1: LEP-I+SLD measurements [1] of $\sin^2 \theta_{\text{eff}}^{\text{lept}}$ and $\Gamma_{\ell\ell}$ and the SM prediction. The point with the arrow labelled $\Delta\alpha$ shows the prediction if among the electroweak radiative corrections only the photon vacuum polarisation is included. The associated arrow shows variation of this prediction if $\alpha(m_Z^2)$ is changed by one standard deviation. This variation gives an additional uncertainty to the SM prediction shown in the figure.

5 Standard Model Analyses

In the following, several different SM analyses as reported in Table 2 are discussed. The χ^2 minimisation is performed with the program MINUIT [63], and the predictions are calculated with ZFITTER 6.43 as a function of the five SM input parameters $\Delta\alpha_{\text{had}}^{(5)}(m_Z^2)$, $\alpha_S(m_Z^2)$, m_Z , m_t and $\log_{10}(m_H/\text{GeV})$ which are varied simultaneously in the fits; see [1] for details on the fit procedure. The somewhat large $\chi^2/\text{d.o.f.}$ for all of these fits is caused by the large dispersion in the values of the leptonic effective electroweak mixing angle measured through the various asymmetries at LEP-I and SLD [1]. Following [1] for the analyses presented here, this dispersion is interpreted as a fluctuation in one or more of the input measurements, and thus we neither modify nor exclude any of them. A further significant increase in $\chi^2/\text{d.o.f.}$ is observed when the NuTeV results are included in the analysis.

To test the agreement between the Z-pole data [1] (LEP-I and SLD) and the SM, a fit to these data is performed. The result is shown in Table 2, column 1. The indirect constraints on m_W and m_t are shown in Figure 2, compared with the direct measurements. Also shown are the SM predictions for Higgs masses between 114 and 1000 GeV. As can be seen in the figure, the indirect and direct measurements of m_W and m_t are in good agreement, and both sets prefer a low value of the Higgs mass.

For the fit shown in column 2 of Table 2, the direct m_t measurement is included to obtain the best indirect determination of m_W . The result is also shown in Figure 3. Also in this case, the indirect determination of the W boson mass, 80.364 ± 0.020 GeV, is in good agreement with the direct measurements from LEP-II and the Tevatron, $m_W = 80.399 \pm 0.023$ GeV. For the fit shown in column 3 of Table 2 and Figure 4, the direct m_W and Γ_W measurements from LEP-II and the Tevatron are included instead of the direct m_t measurement in order to obtain the constraint $m_t = 179_{-9}^{+12}$ GeV, in good agreement with the direct measurement of $m_t = 173.1 \pm 1.3$ GeV.

Finally, the best constraints on m_H are obtained when all high- Q^2 measurements are used in the fit. The results of this fit are shown in column 4 of Table 2. The predictions of this fit for observables measured in high- Q^2 and low- Q^2 reactions are listed in Tables 1 and 3, respectively. In Figure 5 the observed value of $\Delta\chi^2 \equiv \chi^2 - \chi_{\text{min}}^2$ as a function of m_H is plotted for this fit including all high- Q^2 results. The solid curve is the result using ZFITTER, and corresponds to the last column of Table 2. The shaded band represents the uncertainty due to uncalculated higher-order corrections, as estimated by ZFITTER.

The 95% one-sided confidence level upper limit on m_H (taking the band into account) is 157 GeV. The 95% C.L. lower limit on m_H of 114.4 GeV obtained from direct searches at LEP-II [64] and the region between 160 GeV and 170 GeV excluded by the Tevatron experiments [65] are not used in the determination of this limit. Including the LEP-II direct-search limit increases the limit from 157 GeV to 186 GeV. Also shown is the result (dashed curve) obtained when using $\Delta\alpha_{\text{had}}^{(5)}(m_Z^2)$ of Reference 60.

Given the constraints on the other four SM input parameters, each observable is equivalent to a constraint on the mass of the SM Higgs boson. The constraints on the mass of the SM Higgs boson resulting from each observable are compared in Figure 6. For very low Higgs-masses, these constraints are qualitative only as the effects of real Higgs-strahlung, neither included in the experimental analyses nor in the SM calculations of expectations, may then become sizeable [66]. Besides the measurement of the W mass, the most sensitive measurements are the asymmetries, *i.e.*, $\sin^2\theta_{\text{eff}}^{\text{lept}}$. A reduced uncertainty for the value of $\alpha(m_Z^2)$ would therefore result in an improved constraint on $\log m_H$ and thus m_H , as already shown in Figures 1 and 5.

	- 1 - all Z-pole data	- 2 - all Z-pole data plus m_t	- 3 - all Z-pole data plus m_W, Γ_W	- 4 - all Z-pole data plus m_t, m_W, Γ_W
m_t [GeV]	173_{-10}^{+13}	$173.1_{-1.3}^{+1.3}$	179_{-9}^{+12}	$173.2_{-1.3}^{+1.3}$
m_H [GeV]	111_{-60}^{+190}	115_{-40}^{+58}	147_{-82}^{+243}	87_{-26}^{+35}
$\log_{10}(m_H/\text{GeV})$	$2.05_{-0.34}^{+0.43}$	$2.06_{-0.19}^{+0.18}$	$2.17_{-0.35}^{+0.42}$	$1.94_{-0.16}^{+0.15}$
$\alpha_S(m_Z^2)$	0.1190 ± 0.0027	0.1190 ± 0.0027	0.1190 ± 0.0028	0.1185 ± 0.0026
$\chi^2/\text{d.o.f.} (P)$	16.0/10 (9.9%)	16.0/11 (14%)	16.9/12 (15%)	17.3/13 (18%)
$\sin^2 \theta_{\text{eff}}^{\text{lept}}$	0.23149 ± 0.00016	0.23149 ± 0.00016	0.23143 ± 0.00014	0.23138 ± 0.00013
$\sin^2 \theta_W$	0.22331 ± 0.00062	0.22329 ± 0.00040	0.22286 ± 0.00036	0.22301 ± 0.00028
m_W [GeV]	80.363 ± 0.032	80.364 ± 0.020	80.387 ± 0.020	80.379 ± 0.015

Table 2: Results of the fits to: (1) all Z-pole data (LEP-I and SLD), (2) all Z-pole data plus direct m_t determination, (3) all Z-pole data plus direct m_W and Γ_W determinations, (4) all Z-pole data plus direct m_t, m_W, Γ_W determinations (i.e., all high- Q^2 results). As the sensitivity to m_H is logarithmic, both m_H as well as $\log_{10}(m_H/\text{GeV})$ are quoted. The bottom part of the table lists derived results for $\sin^2 \theta_{\text{eff}}^{\text{lept}}$, $\sin^2 \theta_W$ and m_W . See text for a discussion of theoretical errors not included in the errors above.

	Measurement with Total Error	Standard Model High- Q^2 Fit	Pull
APV [25]			
$Q_W(\text{Cs})$	-72.74 ± 0.46	-72.910 ± 0.030	0.4
Møller [27]			
$\sin^2 \theta_{\overline{\text{MS}}}(m_Z)$	0.2330 ± 0.0015	0.23109 ± 0.00013	1.3
νN [28]			
$g_{\nu\text{Lud}}^2$	0.30005 ± 0.00137	0.30399 ± 0.00016	2.9
$g_{\nu\text{Rud}}^2$	0.03076 ± 0.00110	0.03012 ± 0.00003	0.6

Table 3: Summary of measurements performed in low- Q^2 reactions, namely atomic parity violation, e^-e^- Møller scattering and neutrino-nucleon scattering. The SM results and the pulls (difference between measurement and fit in units of the total measurement error) are derived from the SM fit including all high- Q^2 data (Table 2, column 4) with the Higgs mass treated as a free parameter.

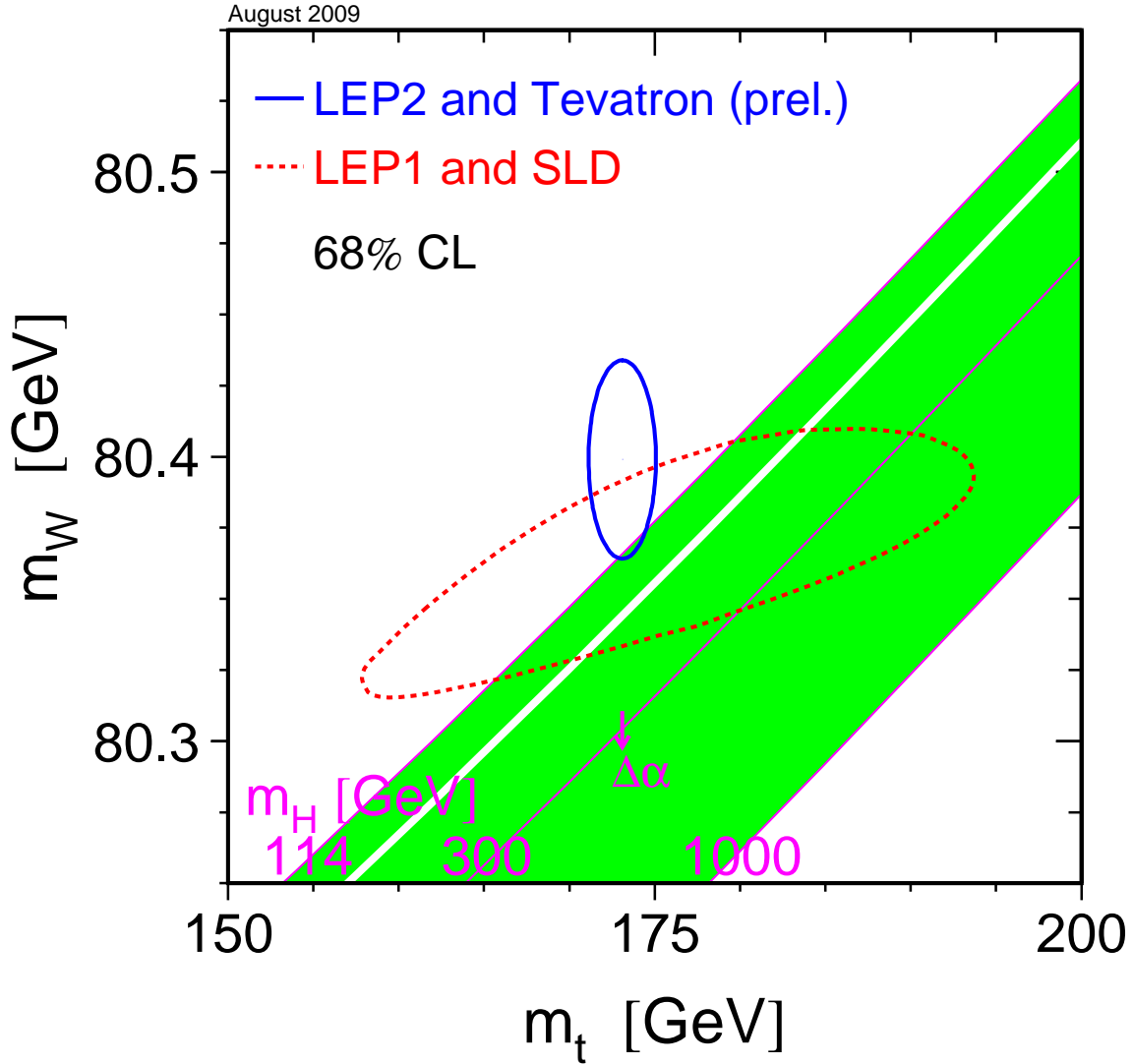


Figure 2: The comparison of the indirect constraints on m_W and m_t based on LEP-I/SLD data (dashed contour) and the direct measurements from the LEP-II/Tevatron experiments (solid contour). In both cases the 68% CL contours are plotted. Also shown is the SM relationship for the masses as a function of the Higgs mass in the region favoured by theory (< 1000 GeV) and allowed by direct searches (114 GeV to 170 GeV and > 180 GeV). The arrow labelled $\Delta\alpha$ shows the variation of this relation if $\alpha(m_Z^2)$ is changed by plus/minus one standard deviation. This variation gives an additional uncertainty to the SM band shown in the figure.

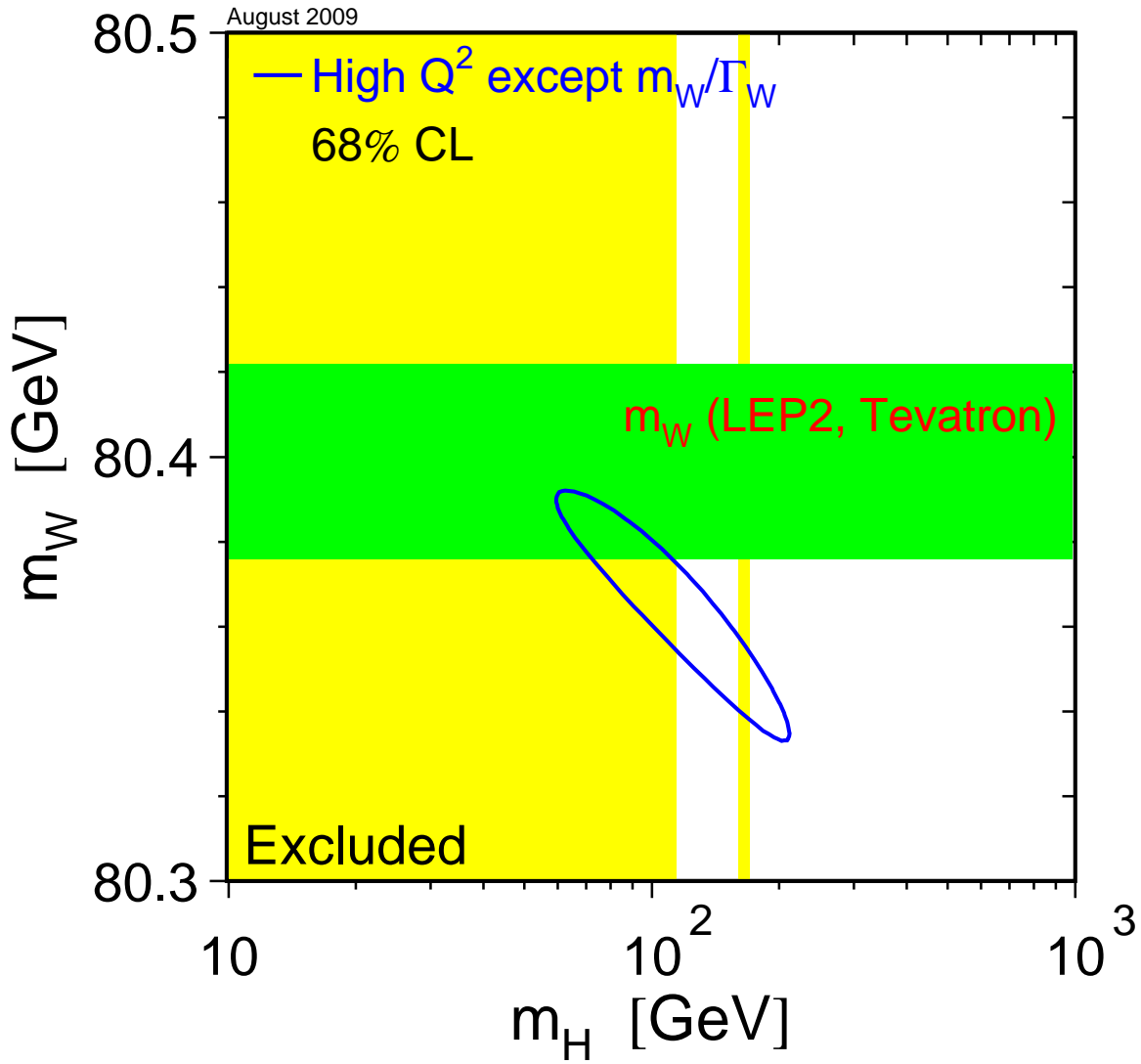


Figure 3: The 68% confidence level contour in m_W and m_H for the fit to all data except the direct measurement of m_W , indicated by the shaded horizontal band of ± 1 sigma width. The vertical bands shows the 95% CL exclusion limit on m_H from the direct searches at LEP-II (up to 114 GeV) and the Tevatron (160 GeV to 170 GeV).

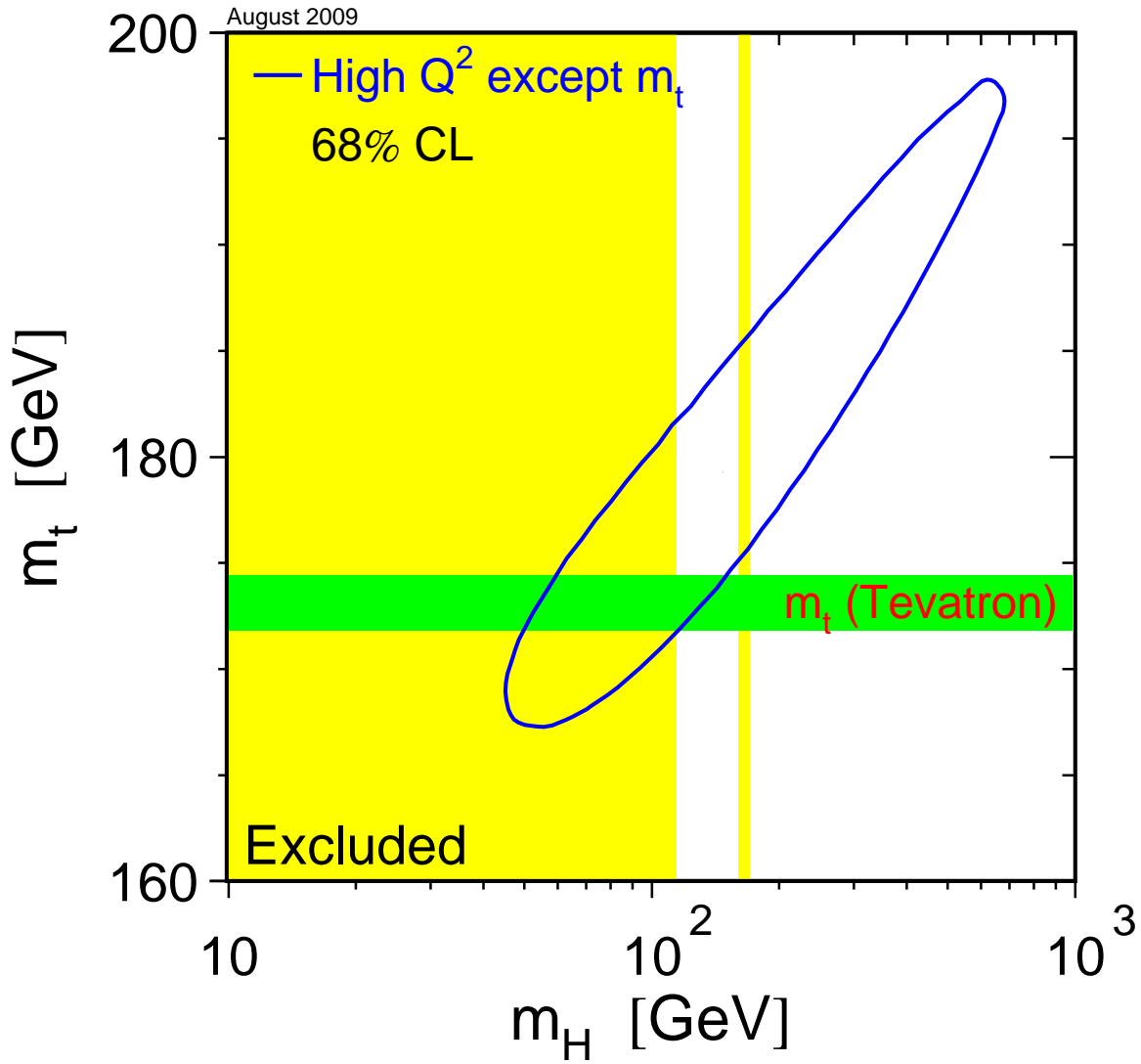


Figure 4: The 68% confidence level contour in m_t and m_H for the fit to all data except the direct measurement of m_t , indicated by the shaded horizontal band of ± 1 sigma width. The vertical band shows the 95% CL exclusion limit on m_H from the direct searches at LEP-II (up to 114 GeV) and the Tevatron (160 GeV to 170 GeV).

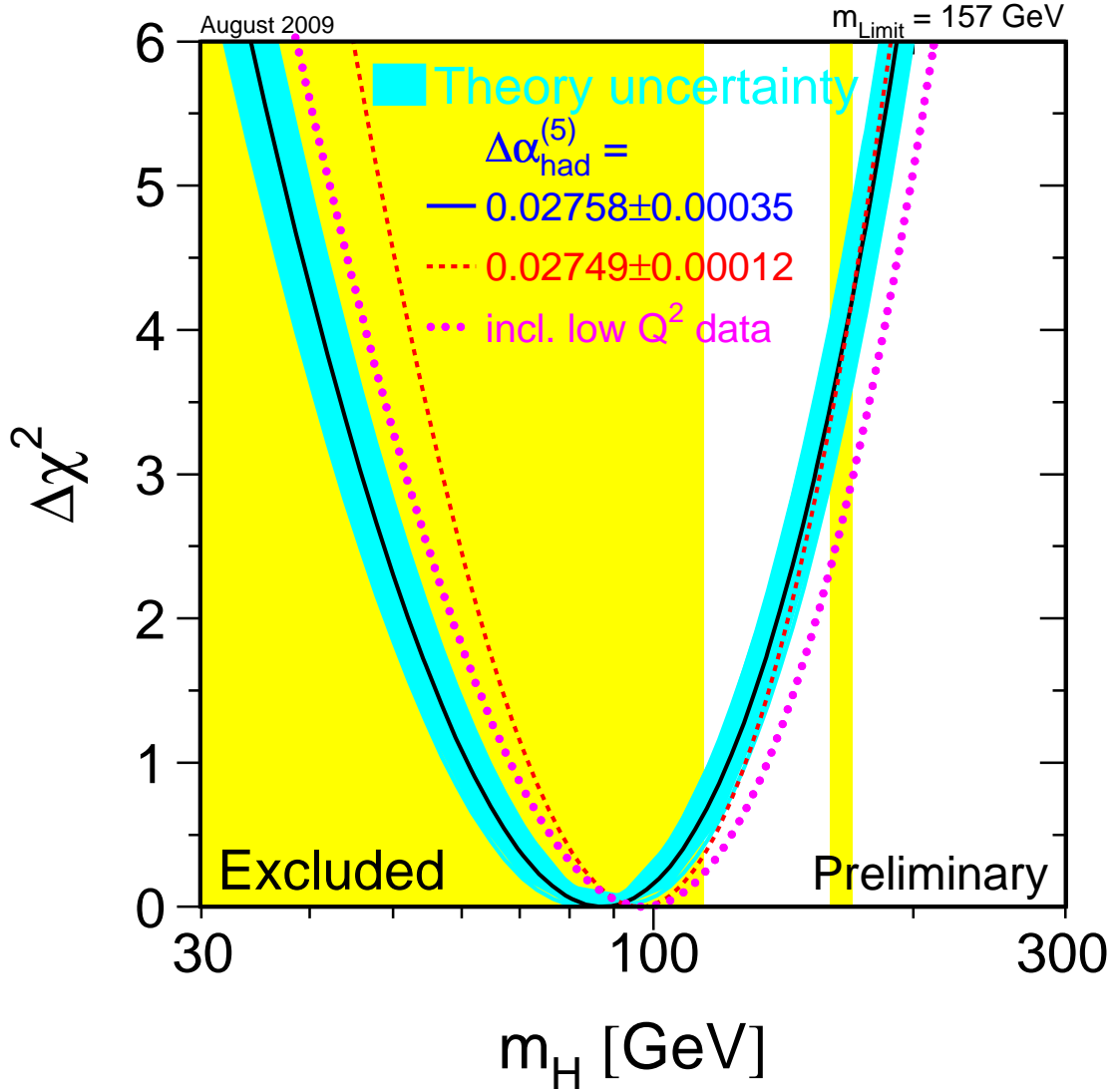


Figure 5: $\Delta\chi^2 = \chi^2 - \chi_{\text{min}}^2$ vs. m_{H} curve. The line is the result of the fit using all high- Q^2 data (last column of Table 2); the band represents an estimate of the theoretical error due to missing higher order corrections. The vertical band shows the 95% CL exclusion limit on m_{H} from the direct searches at LEP-II (up to 114 GeV) and the Tevatron (160 GeV to 170 GeV). The dashed curve is the result obtained using the evaluation of $\Delta\alpha_{\text{had}}^{(5)}(m_{\text{Z}}^2)$ from Reference 60. The dotted curve corresponds to a fit including also the low- Q^2 data.

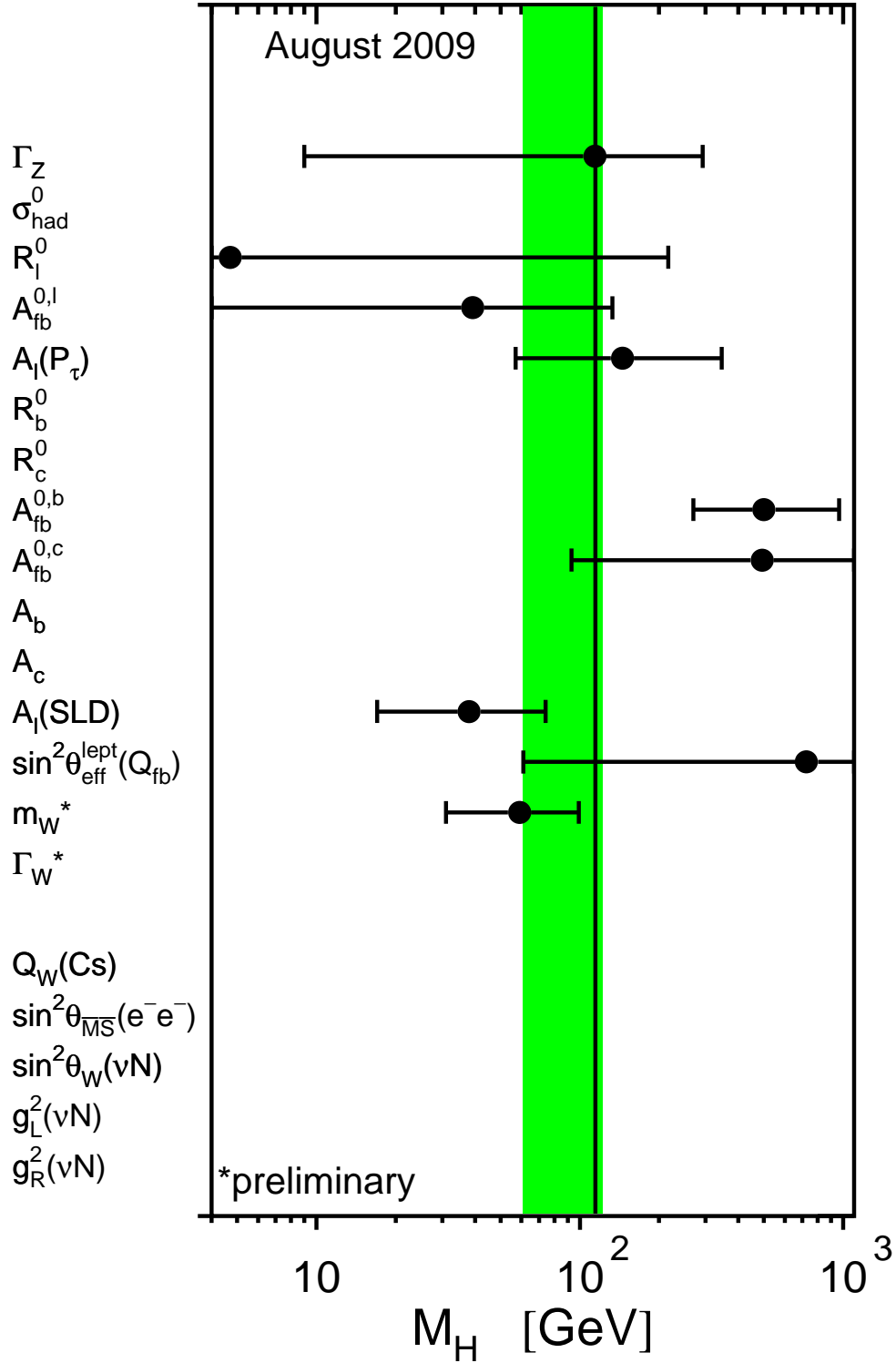


Figure 6: Constraints on the mass of the Higgs boson from each pseudo-observable. The Higgs-boson mass and its 68% CL uncertainty is obtained from a five-parameter SM fit to the observable, constraining $\Delta\alpha_{\text{had}}^{(5)}(m_Z^2) = 0.02758 \pm 0.00035$, $\alpha_S(m_Z^2) = 0.118 \pm 0.003$, $m_Z = 91.1875 \pm 0.0021$ GeV and $m_t = 173.1 \pm 1.3$ GeV. Because of these four common constraints the resulting Higgs-boson mass values are highly correlated. The shaded band denotes the overall constraint on the mass of the Higgs boson derived from all pseudo-observables including the above four SM parameters as reported in the last column of Table 2. The vertical line denotes the 95% CL lower limit from the direct search for the Higgs boson. Results are only shown for Higgs-mass sensitive observables.

6 Conclusions

The preliminary and published results from the LEP, SLD and Tevatron experiments, and their combinations, test the Standard Model (SM) at the highest interaction energies. The combination of the many precise electroweak results yields stringent constraints on the SM and its free parameters. Most measurements agree well with the predictions. The spread in values of the various determinations of the effective electroweak mixing angle in asymmetry measurements at the Z pole is somewhat larger than expected [1].

Prospects for the Future

The measurements from data taken at or near the Z resonance, both at LEP as well as at SLC, are final and published [1]. Some improvements in accuracy are expected in the high energy data (LEP-II), where each experiment has accumulated about 700 pb^{-1} of data, when combinations of the published final results are made. The measurements from the Tevatron experiments will continue to improve with the increasing data sample collected during Run-II. The measurements of m_W are likely to reach a precision comparable to the uncertainty on the prediction obtained via the radiative corrections of the Z-pole data, providing an important test of the Standard Model. The large data samples to be collected at the LHC set the stage for further improvements. Work is needed in reconciling the definition of the top-quark mass in the theory and its extraction from the collider data.

Acknowledgements

We would like to thank the accelerator divisions of CERN, SLAC and Fermilab for the efficient operations and excellent performance of the LEP, SLC and Tevatron accelerators. We would also like to thank members of the E-158 and NuTeV collaborations for useful discussions concerning their results. Finally, the results on constraints on the Standard Model parameters would not be possible without the close collaboration of many theorists.

References

- [1] The ALEPH, DELPHI, L3, OPAL, SLD Collaborations, the LEP Electroweak Working Group, the SLD Electroweak and Heavy Flavour Groups, Phys. Rept. **427** (2006) 257.
- [2] The ALEPH, CDF, D0, DELPHI, L3, OPAL, SLC Collaborations, the LEP Electroweak Working Group, the Tevatron Electroweak Working Group, and the SLD electroweak and heavy flavour groups, *Precision Electroweak Measurements and Constraints on the Standard Model*, Eprint arXiv:0811.4682 [hep-ex], CERN, 2008.
- [3] CDF Collaboration, F. Abe *et al.*, Phys. Rev. Lett. **65** (1990) 2243–2246; CDF Collaboration, F. Abe *et al.*, Phys. Rev. **D43** (1991) 2070–2093; CDF Collaboration, F. Abe *et al.*, Phys. Rev. Lett. **75** (1995) 11–16; CDF Collaboration, F. Abe *et al.*, Phys. Rev. **D52** (1995) 4784–4827; CDF Collaboration, T. Affolder *et al.*, Phys. Rev. **D64** (2001) 052001.
- [4] DØ Collaboration, B. Abbott *et al.*, Phys. Rev. Lett. **80** (1998) 3008; DØ Collaboration, B. Abbott *et al.*, Phys. Rev. Lett. **84** (2000) 222–227; DØ Collaboration, V. M. Abazov *et al.*, Phys. Rev. **D66** (2002) 012001; DØ Collaboration, B. Abbott *et al.*, Phys. Rev. **D62** (2000) 092006.
- [5] CDF Collaboration, T. Affolder *et al.*, Phys. Rev. Lett. **85** (2000) 3347–3352.
- [6] DØ Collaboration, V. M. Abazov *et al.*, Phys. Rev. **D66** (2002) 032008.
- [7] The CDF Collaboration, the DØ Collaboration, and the Tevatron Electroweak Working Group, Phys. Rev. **D70** (2004) 092008.
- [8] CDF Collaboration, T. Aaltonen *et al.*, Phys. Rev. Lett. **99** (2007) 151801.
- [9] CDF Collaboration, T. Aaltonen *et al.*, Phys. Rev. **D77** (2008) 112001.
- [10] D0 Collaboration, V. M. Abazov *et al.*, *Measurement of the W boson mass*, Eprint 0908.0766, 2009.
- [11] CDF Collaboration, T. Aaltonen *et al.*, Phys. Rev. Lett. **100** (2008) 071801.
- [12] The D0 Collaboration, *Direct Measurement of the W Boson Width in pp Collisions at $\sqrt{s} = 1.96$ TeV*, D0 Note 4563-CONF (2004).
- [13] The CDF Collaboration, the DØ Collaboration, and the Tevatron Electroweak Working Group, *Combination of CDF and D0 results on the W boson mass and width*, Eprint 0808.0147, FERMI-LAB, 2008.
- [14] The Tevatron Electroweak Working Group for the CDF and the DØ Collaborations, *Updated Combination of CDF and D0 results for the Mass of the W Boson*, Eprint 0908.1374, FERMI-LAB, 2009.
- [15] D0 Collaboration, D. Collaboration and V. Abazov, *Direct measurement of the W boson width*, Eprint 0909.4814, 2009.
- [16] The LEP Collaborations ALEPH, DELPHI, L3, OPAL, and the LEP Electroweak Working Group, *A Combination of Preliminary Electroweak Measurements and Constraints on the Standard Model*, Eprint hep-ex/0612034, CERN, 2006.

- [17] CDF Collaboration, F. Abe *et al.*, Phys. Rev. Lett. **80** (1998) 2779–2784; CDF Collaboration, F. Abe *et al.*, Phys. Rev. Lett. **82** (1999) 271–276; CDF Collaboration, F. Abe *et al.*, Erratum: Phys. Rev. Lett. **82** (1999) 2808–2809; CDF Collaboration, F. Abe *et al.*, Phys. Rev. Lett. **80** (1998) 2767–2772; CDF Collaboration, T. Affolder *et al.*, Phys. Rev. **D63** (2001) 032003; CDF Collaboration, F. Abe *et al.*, Phys. Rev. Lett. **79** (1997) 1992–1997.
- [18] DØ Collaboration, B. Abbott *et al.*, Phys. Rev. Lett. **80** (1998) 2063–2068; DØ Collaboration, B. Abbott *et al.*, Phys. Rev. **D60** (1999) 052001; DØ Collaboration, S. Abachi *et al.*, Phys. Rev. Lett. **79** (1997) 1197–1202; DØ Collaboration, B. Abbott *et al.*, Phys. Rev. **D58** (1998) 052001; DØ Collaboration, V. M. Abazov *et al.*, Nature **429** (2004) 638–642.
- [19] The CDF Collaboration, T. Aaltonen *et al.*, *Measurement of the Top Quark Mass with Dilepton Events Selected Using Neuroevolution at CDF*, arXiv:0807.4652; The CDF Collaboration, T. Aaltonen *et al.*, *Top Mass Measurement in the Lepton+Jets Channel using a Matrix Element Method with Quasi-Monte Carlo Integration and in situ Jet Calibration with 2.7/fb*, CDF Note 9427; CDF Collaboration, T. Aaltonen *et al.*, *Measurement of the Top Mass with in situ Jet Energy Scale Calibration in the All-Hadronic Channel using the Template Method with 2.1/fb*, CDF Note 9165; CDF Collaboration, T. Aaltonen *et al.*, *Measurement of the Top Quark Mass using Quantities with Minimal Dependence on the Jet Energy Scale*, CDF Note 9414.
- [20] The DØ Collaboration, V.M. Abazov *et al.*, Phys. Rev. Lett. **101**, 182001 (2008); The DØ Collaboration, V.M. Abazov *et al.*, *Measurement of the top quark mass in the lepton + jets channel using the matrix element method on 2.2/fb of DØ run II data*, DØ note 5750-CONF; The DØ Collaboration, V.M. Abazov *et al.*, *Measurement of the Top Quark Mass in the Electron-Muon Channel using the Matrix Element Method with 3.6 fb⁻¹*, DØ-note 5897-CONF.; The DØ Collaboration, V.M. Abazov *et al.*, *Measurement of the Top Quark Mass in the Dilepton Channel via Neutrino Weighting*, DØ note 5745-CONF.
- [21] The Tevatron Electroweak Working Group, for the CDF and DØ Collaborations, *Combination of CDF and DØ Results on the Mass of the Top Quark*, Eprint arXiv:0903:2503 [hep-ex], Fermilab, 2009.
- [22] U. Langenfeld, S. Moch, and P. Uwer, Phys. Rev. **D80** (2009) 054009.
- [23] C. S. Wood *et al.*, Science **275** (1997) 1759.
- [24] S. C. Bennett and C. E. Wieman, Phys. Rev. Lett. **82** (1999) 2484–2487.
- [25] J. S. M. Ginges and V. V. Flambaum, Phys. Rept. **397** (2004) 63–154.
- [26] Particle Data Group Collaboration, S. Eidelman *et al.*, Phys. Lett. **B592** (2004) 1.
- [27] SLAC E158 Collaboration, P. Anthony *et al.*, Phys. Rev. Lett. **92** (2004) 181602; SLAC E158 Collaboration, P. L. Anthony *et al.*, Phys. Rev. Lett. **95** (2005) 081601.
- [28] NuTeV Collaboration, G. P. Zeller *et al.*, Phys. Rev. Lett. **88** (2002) 091802, erratum: **90** (2003) 239902.
- [29] D. Bardin *et al.*, in *Reports of the working group on precision calculations for the Z resonance*, CERN 95-03, ed. D. Bardin, W. Hollik, and G. Passarino, (CERN, Geneva, Switzerland, 1995), pp. 7–162.
- [30] I. C. Cloet, W. Bentz, and A. W. Thomas, Phys. Rev. Lett. **102** (2009) 252301; W. Bentz *et al.*, *Reassessment of the NuTeV determination of the Weinberg angle*, Eprint 0908.3198, 2009.

- [31] T. van Ritbergen and R. G. Stuart, Phys. Rev. Lett. **82** (1999) 488–491; T. van Ritbergen and R. G. Stuart, Nucl. Phys. **B564** (2000) 343–390; M. Steinhauser and T. Seidensticker, Phys. Lett. **B467** (1999) 271–278.
- [32] MuLan Collaboration, D. B. Chitwood *et al.*, Phys. Rev. Lett. **99** (2007) 032001.
- [33] FAST Collaboration, A. Barczyk *et al.*, Phys. Lett. **B663** (2008) 172–180.
- [34] D. Y. Bardin and G. Passarino, *Upgrading of precision calculations for electroweak observables*, Eprint hep-ph/9803425, 1998.
- [35] D. Y. Bardin, M. Grünewald, and G. Passarino, *Precision calculation project report*, Eprint hep-ph/9902452, 1999.
- [36] G. Degrassi, S. Fanchiotti and A. Sirlin, Nucl. Phys. **B351** (1991) 49;
G. Degrassi and A. Sirlin, Nucl. Phys. **B352** (1991) 342;
G. Degrassi, P. Gambino and A. Vicini, Phys. Lett. **B383** (1996) 219;
G. Degrassi, P. Gambino and A. Sirlin, Phys. Lett. **B394** (1997) 188;
G. Degrassi and P. Gambino, Nucl. Phys. **B567** (2000) 3.
- [37] A. Czarnecki and J. Kühn, Phys. Rev. Lett. **77** (1996) 3955;
R. Harlander, T. Seidensticker and M. Steinhauser, Phys. Lett. **B426** (1998) 125.
- [38] G. Montagna *et al.*, Nucl. Phys. **B401** (1993) 3–66; G. Montagna *et al.*, Comput. Phys. Commun. **76** (1993) 328–360; G. Montagna *et al.*, Comput. Phys. Commun. **93** (1996) 120–126; G. Montagna *et al.*, Comput. Phys. Commun. **117** (1999) 278–289, updated to include initial state pair radiation (G. Passarino, priv. comm.).
- [39] D. Y. Bardin *et al.*, Z. Phys. **C44** (1989) 493; D. Y. Bardin *et al.*, Comput. Phys. Commun. **59** (1990) 303–312; D. Y. Bardin *et al.*, Nucl. Phys. **B351** (1991) 1–48; D. Y. Bardin *et al.*, Phys. Lett. **B255** (1991) 290–296; D. Y. Bardin *et al.*, *ZFITTER: An Analytical program for fermion pair production in e^+e^- annihilation*, Eprint arXiv:hep-ph/9412201, 1992; D. Y. Bardin *et al.*, Comput. Phys. Commun. **133** (2001) 229–395, updated with results from [67]; Two Fermion Working Group Collaboration, M. Kobel *et al.*, *Two-fermion production in electron positron collisions*, Eprint hep-ph/0007180, 2000; A. B. Arbuzov *et al.*, *ZFITTER: a semi-analytical program for fermion pair production in e^+e^- annihilation, from version 6.21 to version 6.42*, Eprint hep-ph/0507146, 2005; ZFITTER support group, ZFITTER 6.43, <http://www-zeuthen.desy.de/theory/research/zfitter/index.html>, June 2008.
- [40] T. Hebbeker, M. Martinez, G. Passarino and G. Quast, Phys. Lett. **B331** (1994) 165; P.A. Raczka and A. Szymacha, Phys. Rev. **D54** (1996) 3073; D.E. Soper and L.R. Surguladze, Phys. Rev. **D54** (1996) 4566.
- [41] H. Stenzel, JHEP **07** (2005) 0132.
- [42] M. Awramik *et al.*, Phys. Rev. **D69** (2004) 053006.
- [43] M. Awramik *et al.*, Phys. Rev. Lett. **93** (2004) 201805.
- [44] M. Faisst *et al.*, Nucl. Phys. **B665** (2003) 649–662.
- [45] M. Steinhauser, Phys. Lett. **B429** (1998) 158–161.
- [46] H. Burkhardt and B. Pietrzyk, Phys. Rev. **D72** (2005) 057501.
- [47] BES Collaboration, J. Z. Bai *et al.*, Phys. Rev. Lett. **88** (2002) 101802.

- [48] CMD-2 Collaboration, R. R. Akhmetshin *et al.*, Phys. Lett. **B578** (2004) 285–289.
- [49] KLOE Collaboration, A. Aloisio *et al.*, Phys. Lett. **B606** (2005) 12–24.
- [50] M. L. Swartz, Phys. Rev. **D53** (1996) 5268–5282.
- [51] A. D. Martin and D. Zeppenfeld, Phys. Lett. **B345** (1995) 558–563.
- [52] R. Alemany, M. Davier, and A. Höcker, Eur. Phys. J. **C2** (1998) 123–135.
- [53] M. Davier and A. Höcker, Phys. Lett. **B419** (1998) 419–431.
- [54] J. H. Kühn and M. Steinhauser, Phys. Lett. **B437** (1998) 425–431.
- [55] F. Jegerlehner, in Proceedings, 4th International Symposium, RADCOR’98, ed. J. Sola, (World Scientific, Singapore, Sep 1999), p. 75.
- [56] J. Erler, Phys. Rev. **D59** (1999) 054008.
- [57] A. D. Martin, J. Outhwaite, and M. G. Ryskin, Phys. Lett. **B492** (2000) 69–73.
- [58] J. F. de Troconiz and F. J. Yndurain, Phys. Rev. **D65** (2002) 093002.
- [59] K. Hagiwara *et al.*, Phys. Rev. **D69** (2004) 093003.
- [60] J. F. de Troconiz and F. J. Yndurain, Phys. Rev. **D71** (2005) 073008.
- [61] Particle Data Group, D.E. Groom *et al.*, Euro. Phys. J. **15** (2000) 1.
- [62] S. Bethke, J. Phys. **G26** (2000) R27; S. Bethke, Nucl. Phys. Proc. Suppl. **135** (2004) 345–352.
- [63] F. James and M. Roos, Comput. Phys. Commun. **10** (1975) 343.
- [64] ALEPH, DELPHI, L3, and OPAL Collaboration, Phys. Lett. **B565** (2003) 61–75.
- [65] CDF Collaboration, (2009).
- [66] T. Kawamoto and R. G. Kellogg, Phys. Rev. **D69** (2004) 113008.
- [67] A. B. Arbuzov, *Light pair corrections to electron positron annihilation at LEP/SLC*, Eprint arXiv:hep-ph/9907500, Turin U. and INFN, Turin, 1999.