

# Forward-backward asymmetry of top quark in diquark models

Abdesslam Arhrib<sup>1,2\*</sup>, Rachid Benbrik<sup>3,4†</sup> and Chuan-Hung Chen<sup>3,4‡</sup>

<sup>1</sup> *Département de Mathématique, Faculté des Sciences and Techniques,  
Université Abdelmalek Essaâdi, B. 416, Tangier, Morocco*

<sup>2</sup> *LPHEA, Faculté des Sciences-Semlalia, B.P. 2390 Marrakesh, Morocco*

<sup>3</sup> *Department of Physics, National Cheng-Kung University, Tainan 701, Taiwan*

<sup>4</sup> *National Center for Theoretical Sciences, Hsinchu 300, Taiwan*

(Dated: May 5, 2019)

## Abstract

Motivated by the recent unexpected large forward-backward asymmetry (FBA) of the top quark observed by DØ and CDF at the Tevatron, we investigate a possible explanation for the anomaly within the framework of diquark models. Unlike other mechanisms induced by s-channel or t-channel, the top-quark pair production in the diquark models is dictated by the u-channel diagram. We find that the color-triplet diquark can generate the FBA of 20% when the constraint from the cross section of the top-quark pair production is taken into account.

---

\* Email: aarhrib@ictp.it

† Email: rbenbrik@mail.ncku.edu.tw

‡ Email: physchen@mail.ncku.edu.tw

Although most experimental data are consistent with the standard model (SM) predictions, it is believed that SM is just an effective theory of a more fundamental one yet to be discovered. For a correct understanding of the hierarchy problem of the Higgs mass and Planck scale, masses of neutrinos, matter-antimatter asymmetry, dark matter, etc, new physics beyond the SM should be included. Theorists and experimentalists have put lot of effort to investigate where the new physics can be probed directly and indirectly. Intriguingly, the new measurements at Tevatron on forward-backward asymmetry (FBA) in top-quark pair production at  $\sqrt{s} = 1.96$  TeV may provide the clue for the existence of new physics.

When DØ Collaboration published the first measurement on the FBA in top-quark pair production in the  $p\bar{p}$  laboratory frame with  $0.9 \text{ fb}^{-1}$  of data, an unexpected large FBA of top-quark is indicated [1]. Subsequently, CDF also observed the same phenomenon by using  $1.9 \text{ fb}^{-1}$  [2]. Furthermore, with luminosity of  $3.2 \text{ fb}^{-1}$ , the updated CDF’s result in the  $p\bar{p}$  laboratory frame is give by [3]

$$A_{FB}^t = 0.193 \pm 0.065(\text{stat}) \pm 0.024(\text{syst}) . \quad (1)$$

The indication of large FBA of top-quark is not smeared by statistic. In the SM, since the top-quark pair production is dominated by the strong interaction QCD contribution, due to C-parity invariance, a vanishing FBA at the leading order (LO) is expected. However, a nonvanishing FBA can be obtained at the next-to-leading order (NLO) [4] and is given by  $A_{FB}^t = 0.05 \pm 0.015$ . Comparing the SM prediction with last CDF’s measurement, although the deviation of data from SM result is less than  $3\sigma$ , the difference could actually originate from new physics contributions. Motivated by the recent measurements of DØ and CDF at Tevatron, several possible explanations to the observed FBA have been proposed by authors in Refs. [5, 6, 7, 8, 9, 10]. In this paper, we investigate the impact of colored scalars “diquarks” on the FBA of the  $t\bar{t}$  production at Tevatron, where the diquark will contribute to the  $t\bar{t}$  production through a u-channel diagram.

It is known that the scalar sector in the SM has not been tested seriously in experiments, it is plausible to assume the existence of other possible scalars in the gauge symmetry of  $SU(3)_c \times SU(2)_L \times U(1)_Y$ . Theoretically, exotic color states are well motivated. For example, one can find: color non-singlet scalar fields for CP violation [11, 12], color scalar quarks in supersymmetry with R-parity violation [13], supersymmetric  $SU(2)_L \times SU(2)_R \times SU(4)_c$

model that embeds the seesaw mechanism for neutrino masses where a color sextet Higgs fields appear at TeV range [14]. Consequently, the general scalar representations could be  $(\mathbf{1}, \mathbf{2})_{1/2}$ ,  $(\mathbf{8}, \mathbf{2})_{1/2}$ ,  $(\mathbf{6}, \mathbf{3})_{1/3}$ ,  $(\mathbf{6}, \mathbf{1})_{4/3, 1/3, -2/3}$ ,  $(\mathbf{3}, \mathbf{3})_{-1/3}$ ,  $(\mathbf{3}, \mathbf{1})_{2/3, -1/3, -4/3}$ , where the first (second) argument in the brackets denotes the representation in color (weak isospin) space and the number in the subscript corresponds to the hypercharge of  $U(1)_Y$  [11, 12, 15]. Besides the SM Higgs doublet, it has been shown in Ref. [15] that when the hypothesis of minimal flavor violation (MFV) is imposed and if the scalar is flavor singlet [16], only the representation  $(\mathbf{8}, \mathbf{2})_{1/2}$  could avoid FCNCs at tree level. As a result, the couplings of color octet to quarks are associated with the masses of quarks. Therefore, the s-channel induced process  $u\bar{u}(d\bar{d}) \rightarrow t\bar{t}$  in the color octet model is negligible. In addition, due to the suppression of Cabibbo-Kobayashi-Maskawa (CKM) matrix element  $V_{td}$ , the t-channel  $d\bar{d} \rightarrow t\bar{t}$  process induced by charged color-octet is also small. In the following analysis, we will concentrate on the situation of color triplet and sextet.

For understanding what kind of colored scalars could contribute to FBA of top quark, we display various possible scalar diquarks in Table I [18], where the second column in the table denotes the representations of the diquarks under  $SU(3)_c \times SU(2)_L \times U(1)_Y$ , the third column gives the interactions of quarks and diquarks and the fourth column displays the relation of couplings in flavors. The involved couplings are considered as free parameters. From the table, we find that the  $t\bar{t}$  pair in  $p\bar{p}$  collisions can be produced via  $u\bar{u} \rightarrow t\bar{t}$

TABLE I: Various diquark models for the  $u\bar{u} \rightarrow t\bar{t}$

Model	H	Interaction	flavor symmetry
(1)	$(\mathbf{3}, \mathbf{1}, -1/3)$	$f_{ij}\bar{Q}_{i\alpha}^c \epsilon Q_{j\beta} \epsilon^{\alpha\beta\gamma} H_\gamma$	$f_{ij} = f_{ji}$
(2)	$(\mathbf{3}, \mathbf{1}, -1/3)$	$f_{ij}\bar{d}_{i\alpha} u_{j\beta}^c \epsilon^{\alpha\beta\gamma} H_\gamma^\dagger$	--
(3)	$(\mathbf{6}, \mathbf{1}, 1/3)$	$f_{ij}\bar{Q}_{i\alpha}^c \epsilon Q_{j\beta} H^{\dagger\alpha\beta}$	$f_{ij} = -f_{ji}$
(4)	$(\mathbf{6}, \mathbf{1}, 1/3)$	$f_{ij}\bar{d}_{i\alpha} u_{j\beta}^c H^{\alpha\beta}$	--
(5)	$(\mathbf{3}, \mathbf{3}, -1/3)$	$f_{ij}\bar{Q}_{i\alpha}^c \epsilon H_\gamma Q_{j\beta} \epsilon^{\alpha\beta\gamma}$	$f_{ij} = -f_{ji}$
(6)	$(\mathbf{3}, \mathbf{1}, -4/3)$	$f_{ij}\bar{u}_{i\alpha} u_{j\beta}^c \epsilon^{\alpha\beta\gamma} H_\gamma^\dagger$	$f_{ij} = -f_{ji}$
(7)	$(\mathbf{6}, \mathbf{1}, 4/3)$	$f_{ij}\bar{u}_{i\alpha} u_{j\beta}^c H^{\alpha\beta}$	$f_{ij} = f_{ji}$

and  $d\bar{d} \rightarrow t\bar{t}$  processes, where the former is represented by models (1)-(5) while the latter is dictated by models (6) and (7). To be more specific, we sketch the associated Feynman

diagrams in Fig. 1. Owing to the diquarks being color triplet and sextet in each diagram, for not showing the specific diquark, we have suppressed their color indices. In addition, one can also easily find that the couplings of diquarks to quarks are chiral, in other words, only left- or right-handed quarks are involved in the diquark models. Due to the chiral interactions, it is expected that a large FBA in  $t\bar{t}$  production could be induced by the diquark-mediated effects.

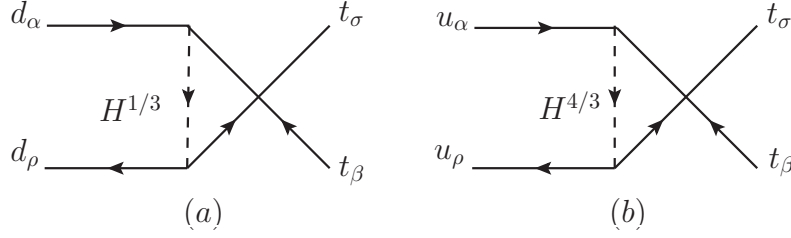


FIG. 1: Feynman diagrams for (a)  $d\bar{d} \rightarrow t\bar{t}$  generated by models (1)-(5) and (b)  $u\bar{u} \rightarrow t\bar{t}$  generated by models (6) and (7).

Since our purpose is to illustrate the impact of diquarks on FBA of top quark, we will not demonstrate the results of all models shown in Table I. Instead, we select the diquarks of  $(3, 1, -4/3)$  and  $(6, 1, 4/3)$  as representative, where the  $t\bar{t}$  pair is produced through u-channel diagram with diquark exchange as depicted in Fig. 1. Accordingly, the interactions of color-triplet and sextet diquarks with quarks are respectively written by

$$\begin{aligned}\mathcal{L}_3 &= -f_{ij}^3 \bar{u}_{i\alpha} P_L u_{j\beta}^c \epsilon^{\alpha\beta\gamma} H_{3\gamma}^\dagger + h.c., \\ \mathcal{L}_6 &= -f_{ij}^6 \bar{u}_{i\alpha} P_L u_{j\beta}^c H_6^{\alpha\beta} + h.c.\end{aligned}\quad (2)$$

where the indices  $i$  and  $j$  are the quark flavors,  $f_{ij}^3 = -f_{ji}^3$ ,  $f_{ij}^6 = f_{ji}^6$ ,  $(\alpha, \beta, \gamma)$  stand for the color indices,  $\epsilon^{\alpha\beta\gamma}$  is antisymmetric tensor in color space,  $P_{L(R)} = (1 \mp \gamma_5)/2$  is the helicity projection operator and  $f^c = C \bar{f}^T$  with  $C$  being the C-parity operator. In terms of Eq. (2), the process  $u\bar{u} \rightarrow t\bar{t}$  could proceed through the following interactions

$$\mathcal{L} = 2f_{ut}^3 \bar{u}_\alpha P_L t_\beta^c \epsilon^{\alpha\beta\gamma} H_{3\gamma}^\dagger + 2f_{ut}^6 \bar{u}_\alpha P_L t_\beta^c H_6^{\alpha\beta} + h.c. \quad (3)$$

Before presenting the amplitude of  $u\bar{u} \rightarrow t\bar{t}$  mediated by gluon and the diquark  $H$ , let us first define a convenient notation for the following calculations. The momenta of the incoming up-quark and anti-up-quark, outgoing top and outgoing anti-top quarks are

denoted by  $p_u$ ,  $p_{\bar{u}}$ ,  $p_t$  and  $p_{\bar{t}}$  respectively such that  $p_u + p_{\bar{u}} = p_t + p_{\bar{t}}$ . The momentum can be written as:

$$\begin{aligned} p_{u,\bar{u}} &= \frac{\sqrt{\hat{s}}}{2}(1, 0, 0, \pm 1) \\ p_{t,\bar{t}} &= \frac{\sqrt{\hat{s}}}{2}(1, \pm\beta \cos \theta, 0, \pm\beta \sin \theta) \end{aligned} \quad (4)$$

where  $\beta^2 = 1 - 4m_t^2/\hat{s}$  and  $\theta$  is the scattering angle in the center-of-mass frame of the partons. Neglecting the up-quark masses of the incoming partons, The Mandelstam variables are defined as follow

$$\begin{aligned} \hat{s} &= (p_u + p_{\bar{u}})^2 = (p_t + p_{\bar{t}})^2, \\ \hat{t} &= (p_u - p_t)^2 = (p_{\bar{u}} - p_{\bar{t}})^2 = m_t^2 - \frac{\hat{s}}{2}(1 - \beta \cos \theta), \\ \hat{u} &= (p_u - p_{\bar{t}})^2 = (p_{\bar{u}} - p_t)^2 = m_t^2 - \frac{\hat{s}}{2}(1 + \beta \cos \theta). \end{aligned} \quad (5)$$

By combining both the gluon SM contribution and the diquark contribution at leading order, the amplitude is written as

$$\begin{aligned} \mathcal{M}_H(u\bar{u} \rightarrow t\bar{t}) &= \frac{g_s^2}{\hat{s}} [\bar{v}_u(p_{\bar{u}})\gamma^\mu T^a u_u(p_u)] [\bar{u}_t(p_t)\gamma_\mu T^a v_t(p_{\bar{t}})] \\ &\quad - \frac{|2f_{ut}|^2}{2(\hat{u} - m_H^2)} [\bar{v}_u(p_{\bar{u}})\gamma_\mu P_R u(p_u) \bar{u}_t(p_t)\gamma^\mu P_R v_t(p_{\bar{t}}) \\ &\quad + \epsilon_c \bar{u}_{t\alpha}(p_t)\gamma^\mu P_R v_t^\beta(p_{\bar{t}}) \bar{v}_{u\beta}(p_{\bar{u}})\gamma_\mu P_R u_u^\alpha(p_u)] , \end{aligned} \quad (6)$$

where  $\epsilon_c = -(+)$  denotes the color triplet (sextet),  $T^a$  are the generators of  $SU(3)_c$  group,  $g_s$  is the gauge coupling constant. In addition, we have adopted the Fierz transformation  $\bar{q}_1 P_L q_2 \bar{q}_3 P_R q_4 = (\xi/2) \bar{q}_1 \gamma^\mu P_R q_4 \bar{q}_3 \gamma_\mu P_L q_2$  and  $\bar{q}_1^c \gamma_\mu P_L q_2^c = \xi \bar{q}_2 \gamma_\mu P_R q_1$  in which  $\{q_i\}$  are the spinors and  $\xi = +(-)$  when  $\{q_i\}$  are regarded as c-numbers (field operators). Then, the squared amplitude can be formulated by

$$\begin{aligned} \sum |\overline{\mathcal{M}_H}|^2 &= \frac{4\pi^2 \alpha_s^2}{N_c^2} (N_c^2 - 1) \left( 1 + \beta^2 \cos^2 \theta + \frac{4m_t^2}{\hat{s}} \right) \\ &\quad - \frac{\pi \alpha_s}{N_c^2} \epsilon_c \left( \frac{N_c^2 - 1}{2} \right) \frac{f_{ut}'^2 \hat{s}}{\hat{u} - m_H^2} \left( (1 + \beta \cos \theta)^2 + \frac{4m_t^2}{\hat{s}} \right) \\ &\quad + \frac{1}{8N_c^2} N_c (N_c + \epsilon_c) \frac{f_{ut}'^4 \hat{s}^2}{(\hat{u} - m_H^2)^2} (1 + \beta \cos \theta)^2 \end{aligned} \quad (7)$$

where we have already summed over final state color and averaged over the initial spin and color,  $f_{ut}' = 2f_{ut}$  and  $N_c = 3$ . We note that since the propagator in the  $u$ -channel diagram

depends on the scattering angle  $\theta$ , the FBA may arise not only from  $\cos\theta$  term in Eq. (7), but also from the constant term and the  $\cos^2\theta$  term. The partonic differential cross section for the subprocess  $u\bar{u} \rightarrow t\bar{t}$  in the parton rest frame is given by

$$\frac{d\hat{\sigma}}{d\cos\theta} = \frac{\beta}{32\pi\hat{s}} \sum |\overline{\mathcal{M}_H}|^2 \quad (8)$$

To obtain the hadronic cross section  $\sigma$ , the partonic one is then convoluted with the parton distribution functions. In our study we have used PDF distribution CTEQ6 [17] at the leading order and set the renormalization and factorization scales to  $\mu_F = \mu_R = m_t$ . Accordingly, the FBA for top-quark pair production is defined by

$$A_{FB}^t = \frac{\sigma(\eta \geq 0) - \sigma(\eta \leq 0)}{\sigma(\eta \geq 0) + \sigma(\eta \leq 0)} \quad (9)$$

where  $\eta$  denotes the rapidity and is defined by  $\eta = 2 \tanh^{-1}(\beta \cos\theta)$ .

Before numerical analysis, it is worth discussing the strict constraints by other low energy processes such as  $D^0 - \bar{D}^0$  mixing. It has been studied in Ref. [18] that the diquark of (6,1,4/3) could contribute to  $D^0 - \bar{D}^0$  mixing by tree-diagram while (3,1,-4/3) is through the box-diagram. Nevertheless, since the related parameter for the former is  $f_{uc}$  while the latter is  $f_{ut}f_{ct}^*$ , by setting  $f_{ct}$  to be small,  $f_{ut}$  could escape from the direct constraint of  $D^0 - \bar{D}^0$  mixing. In other words,  $f_{ut}$  could be taken as a free parameter and can be of order of unity in our study. Since the involved free parameters are the coupling  $f_{ut}$  and the mass of diquark  $m_H$ , for limiting them, we employ the measurement of  $\sigma(p\bar{p} \rightarrow t\bar{t})$  with [22]

$$\sigma(p\bar{p} \rightarrow t\bar{t})^{\text{exp}} = 7.5 \pm 0.31 \text{ (stat)} \pm 0.34 \text{ (syst)} \pm 0.15 \text{ (th)} \text{ pb}, \quad (10)$$

where the SM prediction is  $\sigma(p\bar{p} \rightarrow t\bar{t})^{\text{SM}} = 6.73_{-0.79}^{+0.71}$  pb [21]. In our numerical estimation, we take as input the experimental value given by Eq. 10 with  $1\sigma$  errors. In addition, for matching the cross section of  $p\bar{p} \rightarrow t\bar{t}$  up to next-to-leading order in the SM [21], the K-factor of 1.3 has been multiplied in our tree level calculations.

With the taken inputs, we now do the numerical analysis for the contributions of color-triplet and -sextet diquarks separately. In terms of Eqs. (7) and (8) and with  $\epsilon_c = -1$ , the inclusive cross section for  $t\bar{t}$  production mediated by gluons and triplet diquark is displayed in Fig. 2(a), where the solid, dashed and dash-dotted lines denote the influence of triplet diquark with  $m_H = 300, 500$  and  $800$  GeV, respectively. The band shown in the plot is the data with  $1\sigma$  errors. Clearly,  $\sigma(p\bar{p} \rightarrow t\bar{t})$  is sensitive to the diquark-mediated effects.

Moreover, by Eq. (9), we present the FBA of top-quark in Fig. 2(b). When we contrast Fig. 2(a) with Fig. 2(b), it is clear that with the same values of parameters, triplet diquark can satisfy both FBA of  $(10 - 30)\%$  and  $\sigma(p\bar{p} \rightarrow t\bar{t})^{\text{exp}}$  simultaneously, when  $f'_{ut}$  is located in the range  $(1.67, 1.83)$ ,  $(2.22, 2.43)$  and  $(3.04, 3.39)$  for  $m_H = 300, 500$  and  $800$  GeV, respectively.

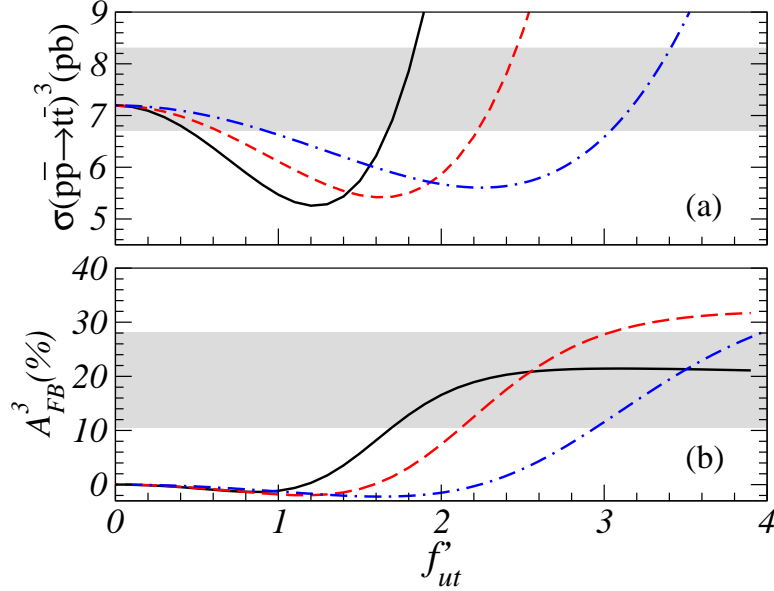


FIG. 2: (a) Cross section for inclusive top-quark pair production and (b) FBA of top-quark in triplet diquark model, where the solid, dashed and dash-dotted lines denote  $m_H = 300, 500$  and  $800$  GeV, respectively. The band in the plot denotes the experimental data with  $1\sigma$  errors.

Similarly, with  $\epsilon_c = +1$ , the  $\sigma(p\bar{p} \rightarrow t\bar{t})$  mediated by sextet diquark as a function of  $f'_{ut}$  is presented in Fig. 3(a), in which the solid, dashed and dash-dotted lines represent the contributions from  $m_H = 300, 500$  and  $800$  GeV, respectively. By the Fig. 2(a) and Fig. 3(a), we see that the behavior of triplet and sextet for the  $t\bar{t}$  production is quite different. In some region of  $f'_{ut}$ , the interference between triplet diquark and SM-gluon is destructive, whereas the contributions of sextet diquark are all constructive. The cause which leads to the different behavior is the sign of the 2nd term in Eq. (7) in which the triplet (sextet) diquark is negative (positive). Furthermore, we show the associated  $A_{FB}^t$  defined by Eq. (9) in Fig. 3(b). From the Figs. 3(a) and 3(b), one can easily find that the sextet diquark could not match the current data of  $A_{FB}^t$  and  $\sigma(p\bar{p} \rightarrow t\bar{t})^{\text{exp}}$  simultaneously.

According to previous analysis, we have shown that color-triplet diquark plays an impor-

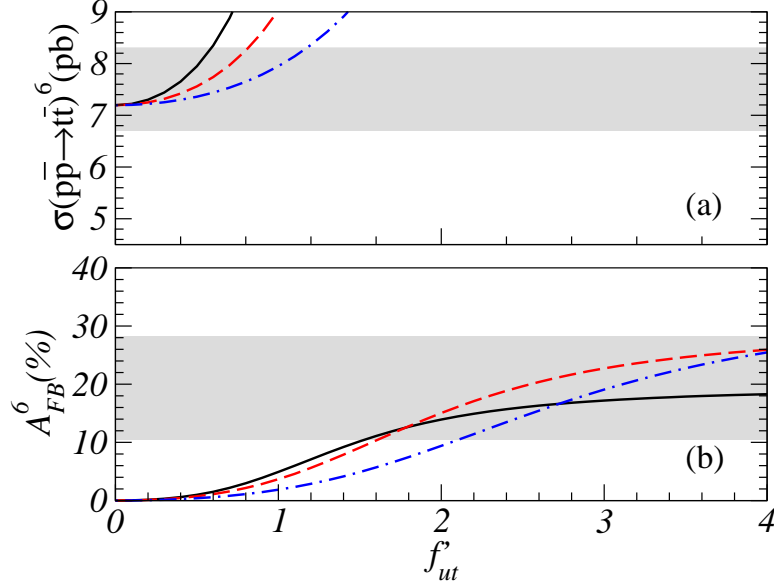


FIG. 3: Legend is the same as Fig. 2 but for sextet diquark model.

tant role on the top-quark FBA. To be more clear, we show how  $\sigma(p\bar{p} \rightarrow t\bar{t})$  and  $A_{FB}^t$  are affected by the free parameters of diquark models. For this purpose, we perform a systematic scan over the parameters  $f'_{ut}$  and  $m_H$  of the triplet diquark. In Fig. 4(a), we show the allowed values of  $f'_{ut}$  and  $m_H$  that satisfy the measurement of  $\sigma(p\bar{p} \rightarrow t\bar{t})$  within  $1\sigma$  errors. Furthermore, with those allowed values, we make a two-dimensional contour as a function of  $f'_{ut}$  and  $m_H$  in Fig. 4(b), where the values in the plot denote the values of  $A_{FB}^t$ . From the contour, not only can one easily see the influence of triplet diquark on the FBA of top-quark, but also one can understand the correlation between  $f'_{ut}$  and  $m_H$ .

In the present analysis, we have shown the effects of colored scalars on the anomalous top-quark FBA. If the diquarks particles with  $O(100 \text{ GeV})$  exit in the universe, they could be produced at hadron colliders such as Tevatron and LHC through the annihilation of a pair of up quarks  $uu \rightarrow H_6$  [20, 23] and with associated top-quark production  $ug \rightarrow \bar{t}H_{3,6}$  [10]. The produced diquark would then decay to double top  $t\bar{t}$  and single top  $tu, tc$  plus jet production depending on its mass, coupling and the representation of colored scalar. Note that some decay channel of the diquark such as  $t\bar{t}$ , which could lead to same-sign dileptons plus multijets if both top-quarks decay semileptonically, does not exist in SM and would be, in principle, easily distinguished from the SM background. At Tevatron, the production rate of diquark is rather small, whereas the production rate of diquark is large at LHC [23]. Hence, the LHC provides a good environment to discover the diquarks and study their



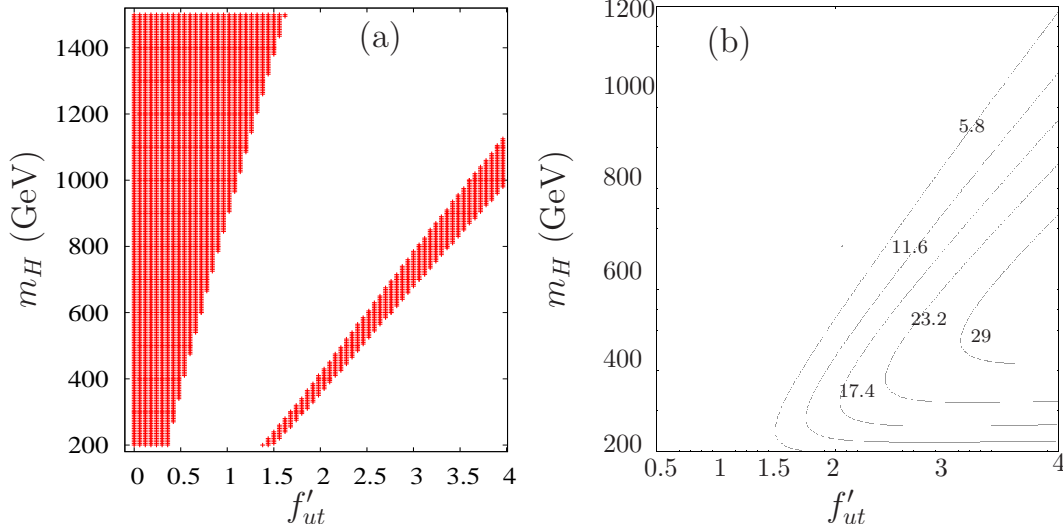


FIG. 4: (a) The allowed ranges of  $f'_{ut}$  and  $m_H$  for fitting the measured  $\sigma(p\bar{p} \rightarrow t\bar{t})$  with  $1\sigma$  errors. (b) Contour for FBA as a function of  $f'_{ut}$  and  $m_H$ , which satisfy the limit given in (a).

properties.

In summary, an unexpected large FBA of top-quark has been observed by CDF and DØ Collaborations [1, 2, 3]. For explaining this anomaly, we study the contributions of diquarks to the top-quark FBA. We find that the parameters of diquark models involved in  $u\bar{u} \rightarrow t\bar{t}$  can be free from the strict limit imposed by  $D^0 - \bar{D}^0$  mixing, therefore the cross section of top-pair production at the Tevatron is the main constraint. We show that with the current data of  $\sigma(p\bar{p} \rightarrow t\bar{t})$ , only color triplet diquark can give a large and consistent FBA with the updated measurement of CDF [3], while the color-sextet representation can not fit the data of  $A_{FB}^t$  and  $\sigma(p\bar{p} \rightarrow t\bar{t})^{\text{exp}}$  simultaneously.

**Note added:** While we were finishing the present work, we received a paper [10] dealing with similar subject. Our result agrees with [10] in the case of color-triplet diquark and disagrees in the case of color-sextet diquark. Meanwhile, our result for triplet diquark is also consistent with the paper [24].

## Acknowledgments

We thank Dr. J. Shu and Dr. J. F. Kamenik for their useful discussions on the color factor and the sign convention in the interference between SM and diquark contributions. A.A thanks LPTA University Montpellier-II for hospitality extended to him during his visit,

project AI  $N^0$  MA-186-08, where part of this work has been done. R.B is supported by National Cheng Kung University Grant No. HUA 97-03-02-063. R.B acknowledges the KEK theory exchange program for physicists in Taiwan and the very kind hospitality at KEK. C.C.H is supported by the National Science Council of R.O.C under Grant #s: NSC-97-2112-M-006-001-MY3.

- 
- [1] V. M. Abazov *et al.* [D0 Collaboration], Phys. Rev. Lett. **100**, 142002 (2008) [arXiv:0712.0851 [hep-ex]].
  - [2] T. Aaltonen *et al.* [CDF Collaboration], Phys. Rev. Lett. **101**, 202001 (2008) [arXiv:0806.2472 [hep-ex]].
  - [3] CDF note at <http://www-cdf.fnal.gov/physics/new/top/2009/tprop/Afb/>.
  - [4] O. Antunano, J. H. Kuhn and G. Rodrigo, Phys. Rev. D **77**, 014003 (2008) [arXiv:0709.1652 [hep-ph]].
  - [5] A. Djouadi, G. Moreau, F. Richard and R. K. Singh, arXiv:0906.0604 [hep-ph].
  - [6] P. Ferrario and G. Rodrigo, Phys. Rev. D **80**, 051701 (2009) [arXiv:0906.5541 [hep-ph]].
  - [7] S. Jung, H. Murayama, A. Pierce and J. D. Wells, arXiv:0907.4112 [hep-ph].
  - [8] K. Cheung, W. Y. Keung and T. C. Yuan, arXiv:0908.2589 [hep-ph].
  - [9] P. H. Frampton, J. Shu and K. Wang, arXiv:0911.2955 [hep-ph].
  - [10] J. Shu, T. M. P. Tait and K. Wang, arXiv:0911.3237 [hep-ph].
  - [11] S. M. Barr, Phys. Rev. D **34**, 1567 (1986).
  - [12] S. M. Barr and E. M. Freire, Phys. Rev. D **41**, 2129 (1990).
  - [13] R. Barbier *et al.*, Phys. Rept. **420**, 1 (2005) [arXiv:hep-ph/0406039].
  - [14] Z. Chacko and R. N. Mohapatra, Phys. Rev. D **59**, 055004 (1999) [arXiv:hep-ph/9802388].
  - [15] A. V. Manohar and M. B. Wise, Phys. Rev. D **74**, 035009 (2006) [arXiv:hep-ph/0606172].
  - [16] J. M. Arnold, M. Pospelov, M. Trott and M. B. Wise, arXiv:0911.2225 [hep-ph].
  - [17] S. Kretzer, H. L. Lai, F. I. Olness and W. K. Tung, Phys. Rev. D **69**, 114005 (2004).
  - [18] C. H. Chen, Phys. Lett. B **680**, 113 (2009) [arXiv:0902.2620 [hep-ph]].
  - [19] A. Abulencia *et al.* [CDF Collaboration], Phys. Rev. Lett. **98**, 221803 (2007) [arXiv:hep-ex/0702051].
  - [20] R. N. Mohapatra, N. Okada and H. B. Yu, Phys. Rev. D **77**, 011701 (2008) [arXiv:0709.1486

- [hep-ph]].
- [21] M. Cacciari *et al.*, JHEP **0404**, 068 (2004) [arXiv:hep-ph/0303085]; M. Cacciari *et al.*, JHEP **0809**, 127 (2008) [arXiv:0804.2800 [hep-ph]]; N. Kidonakis and R. Vogt, Phys. Rev. D **78**, 074005 (2008) [arXiv:0805.3844 [hep-ph]]; S. Moch and P. Uwer, Phys. Rev. D **78**, 034003 (2008) [arXiv:0804.1476 [hep-ph]].
- [22] Combination of CDF top pair production cross section could be found at  
[http://www-cdf.fnal.gov/physics/new/top/2009/xsection/old\\_ttbar\\_combined\\_46invfb/](http://www-cdf.fnal.gov/physics/new/top/2009/xsection/old_ttbar_combined_46invfb/)
- [23] C. R. Chen *et al.*, Phys. Rev. D **79**, 054002 (2009) [arXiv:0811.2105 [hep-ph]]; T. Han, I. Lewis and T. McElmurry, arXiv:0909.2666 [hep-ph].
- [24] I. Dorsner, S. Fajfer, J. F. Kamenik and N. Kosnik, arXiv:0912.0972 [hep-ph].