

An improved effective-one-body Hamiltonian for spinning black-hole binaries

Enrico Barausse¹ and Alessandra Buonanno¹

¹*Maryland Center for Fundamental Physics, Department of Physics, University of Maryland, College Park, MD 20742*

(Dated: May 22, 2019)

Building on a recent paper in which we computed the canonical Hamiltonian of a spinning test particle in curved spacetime, at linear order in the particle's spin, we work out an improved effective-one-body (EOB) Hamiltonian for spinning black-hole binaries. As in previous descriptions, we endow the effective particle not only with a mass μ , but also with a spin \mathbf{S}_* . Thus, the effective particle interacts with the effective Kerr background (having spin \mathbf{S}_{Kerr}) through a geodesic-type interaction and an additional spin-dependent interaction proportional to \mathbf{S}_* . When expanded in post-Newtonian (PN) orders, the EOB Hamiltonian reproduces the leading order spin-spin coupling and the spin-orbit coupling through 2.5PN order, for any mass-ratio. Also, it reproduces *all* spin-orbit couplings in the test-particle limit. Similarly to the test-particle limit case, when we restrict the EOB dynamics to spins aligned or antialigned with the orbital angular momentum, for which circular orbits exist, the EOB dynamics has several interesting features, such as the existence of an innermost stable circular orbit, a photon circular orbit, and a maximum in the orbital frequency during the plunge subsequent to the inspiral. These properties are crucial for reproducing the dynamics and gravitational-wave emission of spinning black-hole binaries, as calculated in numerical relativity simulations.

PACS numbers: 04.25.D-, 04.25.dg, 04.25.Nx, 04.30.-w

I. INTRODUCTION

Coalescing black-hole binaries are among the most promising sources for the current and future laser-interferometer gravitational-wave detectors, such as the ground-based detectors LIGO and Virgo [1, 2] and the space-based detector LISA [3].

The search for gravitational waves from coalescing binaries and the extraction of the binary's physical parameters are based on the matched filtering technique, which requires accurate knowledge of the waveform of the incoming signal. Because black holes in general relativity are uniquely defined by their masses and spins, the waveforms for black-hole binaries on a quasi-circular orbits depend on eight parameters, namely the masses m_1 and m_2 and the spin vectors \mathbf{S}_1 and \mathbf{S}_2 . Due to the large parameter space, eventually tens of thousands of waveform templates may be needed to extract the gravitational-wave signal from the noise, an impossible demand for numerical-relativity alone. Fortunately, recent work at the interface between analytical and numerical relativity has demonstrated the possibility of modeling analytically the dynamics and the gravitational-wave emission of coalescing *non-spinning* black holes, thus providing data analysts with analytical template families [4, 5, 6, 7] to be used for the searches (see also Ref. [8], which considers the cases of extreme mass-ratio inspirals). The next important step is to extend those studies to *spinning precessing* black holes.

So far, the analytical modeling of the inspiral, plunge, merger and ringdown has been obtained within either the effective-one-body (EOB) formalism [4, 6, 7, 9, 10, 11, 12, 13, 14, 15, 16, 17] or in Taylor-expanded PN models [13], both calibrated to numerical-relativity simulations, or in phenomenological approaches [5, 18] where

the numerical-relativity waveforms are fitted to templates which resemble the PN expansion, but in which the coefficients predicted by PN theory are replaced by many arbitrary coefficients. Considering the success of the EOB formalism in understanding the physics of the coalescence of non-spinning black holes and modeling their gravitational-wave emission with a small number of adjustable parameters, in this paper we will use that technique, adapting it to the case of spinning black-hole binaries.

The first EOB Hamiltonian which included spin effects was computed in Ref. [19]. In Ref. [20], the authors used the non-spinning EOB Hamiltonian augmented with PN spin terms to carry out the first exploratory study of the dynamics and gravitational radiation of spinning black-hole binaries during inspiral, merger and ringdown. More recently, Ref. [21] extended the model of Ref. [19] to include the next-to-leading-order spin-orbit couplings. The EOB formalism developed in Refs. [19, 21] highlights several features of the spinning two-body dynamics and was recently compared to numerical-relativity simulations of spinning non-precessing black holes in Ref. [22]. In this paper we build on Refs. [19, 21] and also on Ref. [23], in which we (in collaboration with Etienne Racine) derived the canonical Hamiltonian for a spinning test-particle in curved spacetime, at linear order in the particle's spin, and work out an improved EOB Hamiltonian for spinning black-hole binaries. In particular, our EOB Hamiltonian reproduces the leading order spin-spin coupling and the spin-orbit coupling through 2.5PN order, for any mass-ratio. Also, it resums *all* the test-particle limit spin-orbit terms. Moreover, when restricted to the case of spins aligned or antialigned with the orbital angular momentum, it presents several important features, such as the existence of an innermost stable circular orbit, a photon

circular orbit, and a maximum in the orbital frequency during the plunge subsequent to the inspiral. All of these features are crucial for reproducing the dynamics and gravitational-wave emission of spinning coalescing black holes, as calculated in numerical relativity simulations.

This paper is organized as follows. After presenting our notation (Sec. II), in Sec. III we build on Ref. [23] and derive the Hamiltonian for a spinning test particle in axisymmetric stationary spacetimes. In Sec. IV, we specialize the axisymmetric stationary spacetime to the Kerr spacetime in Boyer-Lindquist coordinates. In Sec. V we work out the EOB Hamiltonian of two spinning precessing black holes. In Sec. VI we restrict the dynamics to spins aligned or antialigned with the orbital angular momentum and determine several properties of the circular-orbit dynamics. Section VII summarizes our main conclusions. More details on how the spin-spin sector of the EOB Hamiltonian is constructed are eventually given in Appendix A.

II. NOTATION

Throughout this paper, we use the signature $(-, +, +, +)$ for the metric. Spacetime tensor indices (ranging from 0 to 3) are denoted with Greek letters, while spatial tensor indices (ranging from 1 to 3) are denoted with lowercase Latin letters. Unless stated otherwise, we use geometric units ($G = c = 1$), although we restore the factors of c when expanding in PN orders.

We define a tetrad field as a set consisting of a timelike future-oriented vector \tilde{e}_T^μ and three spacelike vectors \tilde{e}_I^μ ($I = 1, \dots, 3$) — collectively denoted as \tilde{e}_A^μ ($A = 0, \dots, 3$) — satisfying

$$\tilde{e}_A^\mu \tilde{e}_B^\nu g_{\mu\nu} = \eta_{AB}, \quad (2.1)$$

where $\eta_{TT} = -1$, $\eta_{TI} = 0$, $\eta_{IJ} = \delta_{IJ}$ (δ_{IJ} being the Kronecker symbol).

Internal tetrad indices denoted with the uppercase Latin letters A, B, C and D always run from 0 to 3, while internal tetrad indices with the uppercase Latin letters I, J, K and L , associated with the spacelike tetrad vectors, run from 1 to 3 only. The timelike tetrad index is denoted by T .

Tetrad indices are raised and lowered with the metric η_{AB} [e.g., $\tilde{e}_A^\mu = \eta_{AB} (\tilde{e}^B)^\mu$]. We denote the projections of a vector \mathbf{V} onto the tetrad with $V^A \equiv V^\mu \tilde{e}_\mu^A$, and similarly for tensors of higher rank. Partial derivatives will be denoted with a comma or with ∂ , and covariant derivatives with a semicolon.

III. HAMILTONIAN FOR A SPINNING TEST-PARTICLE IN AXISYMMETRIC STATIONARY SPACETIMES

Following Ref. [24], we write a generic axisymmetric stationary metric in quasi-isotropic coordinates as

$$ds^2 = -e^{2\nu} dt^2 + R^2 \sin^2 \theta B^2 e^{-2\nu} (d\phi - \omega dt)^2 + e^{2\mu} (dR^2 + R^2 d\theta^2), \quad (3.1)$$

where ν, μ, B and ω are functions of the coordinates R and θ . Introducing the cartesian quasi-isotropic coordinates

$$X = R \sin \theta \cos \phi, \quad (3.2a)$$

$$Y = R \sin \theta \sin \phi, \quad (3.2b)$$

$$Z = R \cos \theta, \quad (3.2c)$$

we can write Eq. (3.1) as

$$\begin{aligned} ds^2 = & e^{-2\nu} [B^2 \omega^2 (X^2 + Y^2) - e^{4\nu}] dt^2 \\ & + 2B^2 e^{-2\nu} \omega (Y dX - X dY) dt \\ & - 2 \frac{(B^2 e^{-2\nu} - e^{2\mu}) X Y}{X^2 + Y^2} dX dY \\ & + \frac{e^{2\mu} X^2 + B^2 e^{-2\nu} Y^2}{X^2 + Y^2} dX^2 \\ & + \frac{B^2 e^{-2\nu} X^2 + e^{2\mu} Y^2}{X^2 + Y^2} dY^2 + e^{2\mu} dZ^2. \end{aligned} \quad (3.3)$$

It is straightforward to see that in the flat-spacetime limit ($\omega = \nu = \mu = 0, B = 1$) Eq. (3.3) reduces to the Minkowski metric.

Reference [23] computed the Hamiltonian of a spinning test-particle in curved spacetime at linear order in the particle's spin, and showed that it can be written as

$$H = H_{\text{NS}} + H_S, \quad (3.4)$$

where H_{NS} is the Hamiltonian for a non-spinning test particle of mass m , given by

$$H_{\text{NS}} = \beta^i P_i + \alpha \sqrt{m^2 + \gamma^{ij} P_i P_j}, \quad (3.5)$$

with

$$\alpha = \frac{1}{\sqrt{-g^{tt}}}, \quad (3.6)$$

$$\beta^i = \frac{g^{ti}}{g^{tt}}, \quad (3.7)$$

$$\gamma^{ij} = g^{ij} - \frac{g^{ti} g^{tj}}{g^{tt}}, \quad (3.8)$$

and

$$H_S = - \left(\beta^i F_i^K + F_t^K + \frac{\alpha \gamma^{ij} P_i F_j^K}{\sqrt{m^2 + \gamma^{ij} P_i P_j}} \right) S_K,$$

where the coefficients F_μ^I can be expressed in terms of a reference tetrad field \tilde{e}_A as

$$F_\mu^K = \left(2E_{\mu TI} \frac{\bar{\omega}_J}{\bar{\omega}_T} + E_{\mu IJ} \right) \epsilon^{IJK}, \quad (3.9)$$

$$E_{\lambda\mu\nu} \equiv \frac{1}{2} \eta_{AB} \tilde{e}_\mu^A \tilde{e}_{\nu;\lambda}^B, \quad (3.10)$$

with

$$\bar{\omega}_\mu = \bar{P}_\mu - m \tilde{e}_\mu^T, \quad (3.11)$$

$$\bar{P}_i = P_i, \quad (3.12)$$

$$\bar{P}_t = -\beta^i P_i - \alpha \sqrt{m^2 + \gamma^{ij} P_i P_j}, \quad (3.13)$$

$$\bar{\omega}_T = \bar{\omega}_\mu \tilde{e}_T^\mu = \bar{P}_\mu \tilde{e}_T^\mu - m, \quad (3.14)$$

$$\bar{\omega}_I = \bar{\omega}_\mu \tilde{e}_I^\mu = \bar{P}_\mu \tilde{e}_I^\mu. \quad (3.15)$$

Reference [23] also showed that in order to obtain a Hamiltonian giving the usual leading-order spin-orbit coupling without gauge effects (or, equivalently, $H_S = 0$ in flat spacetime), the reference tetrad field must become *cartesian* in the flat-spacetime limit. We find that the

following choice for the reference tetrad

$$\tilde{e}_\alpha^T = \delta_\alpha^t (-g^{tt})^{-1/2} = e^\nu \delta_\alpha^t, \quad (3.16a)$$

$$\tilde{e}_1^\alpha = \frac{B e^{-\mu} X^2 + e^\nu Y^2}{B (X^2 + Y^2)} \delta_X^\alpha + \frac{(B e^{-\mu} - e^\nu) X Y}{B (X^2 + Y^2)} \delta_Y^\alpha, \quad (3.16b)$$

$$\tilde{e}_2^\alpha = \frac{(B e^{-\mu} - e^\nu) X Y}{B (X^2 + Y^2)} \delta_X^\alpha + \frac{e^\nu X^2 + B e^{-\mu} Y^2}{B (X^2 + Y^2)} \delta_Y^\alpha, \quad (3.16c)$$

$$\tilde{e}_3^\alpha = e^{-\mu} \delta_Z^\alpha, \quad (3.16d)$$

indeed reduces to the cartesian tetrad $\tilde{e}_\alpha^T = 1$, $\tilde{e}_I^\alpha = \delta_I^\alpha$ in the flat-spacetime limit.

We can then use the tetrad defined by Eqs. (3.16a)–(3.16d) to calculate the coefficients F_μ^K in Eq. (3.9), and obtain

$$H_S = H_{SO} + H_{SS}, \quad (3.17)$$

with

$$\begin{aligned} H_{SO} = & \frac{e^{2\nu-\mu} (e^{\mu+\nu} - B) (\hat{\mathbf{P}} \cdot \boldsymbol{\xi} R) S^Z}{B^2 \sqrt{Q} R^2 \xi^2} + \frac{e^{\nu-2\mu}}{B^2 (\sqrt{Q} + 1) \sqrt{Q} R^2 \xi^2} \left\{ B_{\cos \theta} e^{\mu+\nu} (\hat{\mathbf{P}} \cdot \boldsymbol{\xi} R) (\sqrt{Q} + 1) (\mathbf{S} \cdot \mathbf{N}) \xi^2 \right. \\ & + R (\mathbf{S} \cdot \boldsymbol{\xi}) \left[\mu_R (\hat{\mathbf{P}} \cdot \mathbf{V} R) (\sqrt{Q} + 1) - \mu_{\cos \theta} (\hat{\mathbf{P}} \cdot \mathbf{N}) \xi^2 - \sqrt{Q} (\nu_R (\hat{\mathbf{P}} \cdot \mathbf{V} R) + (\mu_{\cos \theta} - \nu_{\cos \theta}) (\hat{\mathbf{P}} \cdot \mathbf{N}) \xi^2) \right] B^2 \\ & \left. + e^{\mu+\nu} (\hat{\mathbf{P}} \cdot \boldsymbol{\xi} R) (2\sqrt{Q} + 1) \left[\nu_R R (\mathbf{S} \cdot \mathbf{V}) - \nu_{\cos \theta} (\mathbf{S} \cdot \mathbf{N}) \xi^2 \right] B - B_R e^{\mu+\nu} (\hat{\mathbf{P}} \cdot \boldsymbol{\xi} R) (\sqrt{Q} + 1) R (\mathbf{S} \cdot \mathbf{V}) \right\}, \end{aligned} \quad (3.18)$$

$$\begin{aligned} H_{SS} = & \omega S^Z + \frac{e^{-3\mu-\nu} \omega_R}{2B (\sqrt{Q} + 1) \sqrt{Q} R \xi^2} \left\{ -e^{\mu+\nu} (\hat{\mathbf{P}} \cdot \mathbf{V} R) (\hat{\mathbf{P}} \cdot \boldsymbol{\xi} R) (\mathbf{S} \cdot \boldsymbol{\xi}) B + e^{2(\mu+\nu)} (\hat{\mathbf{P}} \cdot \boldsymbol{\xi} R)^2 (\mathbf{S} \cdot \mathbf{V}) \right. \\ & + e^{2\mu} (1 + \sqrt{Q}) \sqrt{Q} R^2 (\mathbf{S} \cdot \mathbf{V}) \xi^2 B^2 + (\hat{\mathbf{P}} \cdot \mathbf{N}) R \left[(\hat{\mathbf{P}} \cdot \mathbf{V} R) (\mathbf{S} \cdot \mathbf{N}) - (\hat{\mathbf{P}} \cdot \mathbf{N}) R (\mathbf{S} \cdot \mathbf{V}) \right] \xi^2 B^2 \left. \right\} \\ & + \frac{e^{-3\mu-\nu} \omega_{\cos \theta}}{2B (\sqrt{Q} + 1) \sqrt{Q} R^2} \left\{ e^{\mu+\nu} (\hat{\mathbf{P}} \cdot \mathbf{N}) (\hat{\mathbf{P}} \cdot \boldsymbol{\xi} R) R (\mathbf{S} \cdot \boldsymbol{\xi}) B - e^{2(\mu+\nu)} (\hat{\mathbf{P}} \cdot \boldsymbol{\xi} R)^2 (\mathbf{S} \cdot \mathbf{N}) \right. \\ & \left. + \left[(\mathbf{S} \cdot \mathbf{N}) (\hat{\mathbf{P}} \cdot \mathbf{V} R)^2 - (\hat{\mathbf{P}} \cdot \mathbf{N}) R (\mathbf{S} \cdot \mathbf{V}) (\hat{\mathbf{P}} \cdot \mathbf{V} R) - e^{2\mu} (1 + \sqrt{Q}) \sqrt{Q} R^2 (\mathbf{S} \cdot \mathbf{N}) \xi^2 \right] B^2 \right\}, \end{aligned} \quad (3.19)$$

$$Q = 1 + \gamma^{ij} \hat{P}_i \hat{P}_j = 1 + e^{-2\mu} (\hat{\mathbf{P}} \cdot \mathbf{N})^2 + \frac{e^{-2\mu} (\hat{\mathbf{P}} \cdot \mathbf{V} R)^2}{R^2 \xi^2} + \frac{e^{2\nu} (\hat{\mathbf{P}} \cdot \boldsymbol{\xi} R)^2}{B^2 R^2 \xi^2}, \quad (3.20)$$

where we denote

$$\hat{\mathbf{P}} = \frac{\mathbf{P}}{m}, \quad (3.21)$$

$$\mathbf{N} = \frac{\mathbf{X}}{R}, \quad (3.22)$$

$$\boldsymbol{\xi} = \mathbf{e}_Z \times \mathbf{N} = \frac{-Y \mathbf{e}_X + X \mathbf{e}_Y}{R}, \quad (3.23)$$

$$\mathbf{V} = \mathbf{N} \times \boldsymbol{\xi}, \quad (3.24)$$

and

$$f_R \equiv \frac{\partial f(R, \cos \theta)}{\partial R}, \quad (3.25)$$

$$f_{\cos \theta} \equiv \frac{\partial f(R, \cos \theta)}{\partial (\cos \theta)}. \quad (3.26)$$

Here, the generic function f can stand for B , ω , μ or ν . Note that because ω is proportional to $g_{t\phi}$ [see Eq. (3.1)] and thus to the spin of the spacetime, H_{SS} (which is proportional to ω and its derivatives) gives the leading-order coupling between the particle's spin and the spin of the background spacetime (together with other higher order terms). Also, because $\hat{\mathbf{P}} \cdot \boldsymbol{\xi} R = \hat{P}_\phi$ in spherical coordinates, H_{SO} is the part of the Hamiltonian which gives the leading-order spin orbit coupling (again, together with other higher order terms). Moreover, note that $H_S = 0$ in a flat spacetime, thus confirming the absence of gauge effects in the leading order spin-orbit coupling.

As a consistency test, we specialize to the case of a spherically symmetric spacetime in quasi-isotropic coordinates, which was considered in Ref. [23] (see Sec. V A therein). Because the metric for such a spacetime is given by

$$ds^2 = -f(R) dt^2 + h(R) (dX^2 + dY^2 + dZ^2), \quad (3.27)$$

a comparison with Eq. (3.1) immediately reveals that

$$B = \sqrt{f(R)h(R)}, \quad (3.28)$$

$$\omega = 0, \quad (3.29)$$

$$\nu = \frac{1}{2} \log[f(R)], \quad (3.30)$$

$$\mu = \frac{1}{2} \log[h(R)]. \quad (3.31)$$

Inserting Eqs. (3.28)–(3.31) in Eqs. (3.17)–(3.20), we find

$$H_S = \frac{(\mathbf{L} \cdot \mathbf{S})}{2m R \sqrt{f(R)} h(R)^2 \sqrt{Q} (1 + \sqrt{Q})} \times \left\{ \sqrt{Q} [f'(R) h(R) - f(R) h'(R)] - f(R) h'(R) \right\}, \quad (3.32)$$

where

$$Q = 1 + \frac{1}{h} \hat{\mathbf{P}}^2, \quad (3.33)$$

$$\mathbf{L} = \mathbf{X} \times \mathbf{P}, \quad (3.34)$$

in agreement with Eq. (5.7) in Ref. [23].

Let us now investigate how the Hamiltonian (3.17) is affected by a change of the radial coordinate R . Denoting the new radial coordinate by $r = |\mathbf{x}|$ and defining

$$J^{-1} \equiv \frac{dR}{dr}, \quad (3.35)$$

the radial derivatives of the metric potentials can be re-expressed as

$$f_R = f_r J, \quad (3.36)$$

where again $f = B, \omega, \nu, \mu$. The spin \mathbf{S} , the derivatives of the metric potentials with respect to $\cos \theta$, and the quantities

$$\mathbf{N} = \mathbf{n} = \frac{\mathbf{x}}{r}, \quad (3.37)$$

$$\boldsymbol{\xi} = \mathbf{e}_Z \times \mathbf{N} = \mathbf{e}_z \times \mathbf{n}, \quad (3.38)$$

$$\mathbf{V} = \mathbf{v} = \mathbf{n} \times \boldsymbol{\xi} \quad (3.39)$$

are not affected by the coordinate change. The same applies to the quantities $\hat{\mathbf{P}} \cdot \mathbf{V} R$ and $\hat{\mathbf{P}} \cdot \boldsymbol{\xi} R$ appearing in Eqs. (3.18), (3.19) and (3.20). In fact, in spherical coordinates, we have $\hat{\mathbf{P}} \cdot \mathbf{V} R = -\hat{P}_\theta \sin \theta$ and $\hat{\mathbf{P}} \cdot \boldsymbol{\xi} R = \hat{P}_\phi$, hence

$$\hat{\mathbf{P}} \cdot \mathbf{V} R = \hat{\mathbf{p}} \cdot \mathbf{v} r, \quad (3.40)$$

$$\hat{\mathbf{P}} \cdot \boldsymbol{\xi} R = \hat{\mathbf{p}} \cdot \boldsymbol{\xi} r, \quad (3.41)$$

where $\hat{\mathbf{p}} = \mathbf{p}/m$ and \mathbf{p} is the conjugate momentum in the new coordinate system, i.e., $p_i = \partial X^j / \partial x^i P_j$. On the contrary, since $\hat{\mathbf{P}} \cdot \mathbf{N} = \hat{P}_R$, we have

$$\hat{\mathbf{P}} \cdot \mathbf{N} = (\hat{\mathbf{p}} \cdot \mathbf{n}) J. \quad (3.42)$$

It is therefore straightforward to compute H_S in a coordinate system related to quasi-isotropic coordinates by a rescaling of the radius. We have

$$H_S = H_{SO} + H_{SS}, \quad (3.43)$$

where

$$H_{SO} = \frac{e^{2\nu-\mu} (e^{\mu+\nu} - B) (\hat{\mathbf{p}} \cdot \boldsymbol{\xi} r) S^z}{B^2 \sqrt{Q} R^2 \xi^2} + \frac{e^{\nu-2\mu}}{B^2 (\sqrt{Q} + 1) \sqrt{Q} R^2 \xi^2} \left\{ B_{\cos \theta} e^{\mu+\nu} (\hat{\mathbf{p}} \cdot \boldsymbol{\xi} r) (\sqrt{Q} + 1) (\mathbf{S} \cdot \mathbf{n}) \xi^2 \right. \\ + R (\mathbf{S} \cdot \boldsymbol{\xi}) J \left[\mu_r (\hat{\mathbf{p}} \cdot \mathbf{v} r) (\sqrt{Q} + 1) - \mu_{\cos \theta} (\hat{\mathbf{p}} \cdot \mathbf{n}) \xi^2 - \sqrt{Q} (\nu_r (\hat{\mathbf{p}} \cdot \mathbf{v} r) + (\mu_{\cos \theta} - \nu_{\cos \theta}) (\hat{\mathbf{p}} \cdot \mathbf{n}) \xi^2) \right] B^2 \\ \left. + e^{\mu+\nu} (\hat{\mathbf{p}} \cdot \boldsymbol{\xi} r) (2\sqrt{Q} + 1) \left[J \nu_r R (\mathbf{S} \cdot \mathbf{v}) - \nu_{\cos \theta} (\mathbf{S} \cdot \mathbf{n}) \xi^2 \right] B - J B_r e^{\mu+\nu} (\hat{\mathbf{p}} \cdot \boldsymbol{\xi} r) (\sqrt{Q} + 1) R (\mathbf{S} \cdot \mathbf{v}) \right\}, \quad (3.44)$$

$$\begin{aligned}
H_{\text{SS}} = & \omega S^z + \frac{e^{-3\mu-\nu} J \omega_r}{2B (\sqrt{Q} + 1) \sqrt{Q} R \xi^2} \left\{ -e^{\mu+\nu} (\hat{\mathbf{p}} \cdot \mathbf{v} r) (\hat{\mathbf{p}} \cdot \boldsymbol{\xi} r) (\mathbf{S} \cdot \boldsymbol{\xi}) B + e^{2(\mu+\nu)} (\hat{\mathbf{p}} \cdot \boldsymbol{\xi} r)^2 (\mathbf{S} \cdot \mathbf{v}) \right. \\
& + e^{2\mu} \left(1 + \sqrt{Q} \right) \sqrt{Q} R^2 (\mathbf{S} \cdot \mathbf{v}) \xi^2 B^2 + J (\hat{\mathbf{p}} \cdot \mathbf{n}) R [(\hat{\mathbf{p}} \cdot \mathbf{v} r) (\mathbf{S} \cdot \mathbf{n}) - J (\hat{\mathbf{p}} \cdot \mathbf{n}) R (\mathbf{S} \cdot \mathbf{v})] \xi^2 B^2 \left. \right\} \\
& + \frac{e^{-3\mu-\nu} \omega_{\cos \theta}}{2B (\sqrt{Q} + 1) \sqrt{Q} R^2} \left\{ -e^{2(\mu+\nu)} (\hat{\mathbf{p}} \cdot \boldsymbol{\xi} r)^2 (\mathbf{S} \cdot \mathbf{n}) + e^{\mu+\nu} J (\hat{\mathbf{p}} \cdot \mathbf{n}) (\hat{\mathbf{p}} \cdot \boldsymbol{\xi} r) R (\mathbf{S} \cdot \boldsymbol{\xi}) B \right. \\
& + \left[(\mathbf{S} \cdot \mathbf{n}) (\hat{\mathbf{p}} \cdot \mathbf{v} r)^2 - J (\hat{\mathbf{p}} \cdot \mathbf{n}) R (\mathbf{S} \cdot \mathbf{v}) (\hat{\mathbf{p}} \cdot \mathbf{v} r) - e^{2\mu} \left(1 + \sqrt{Q} \right) \sqrt{Q} R^2 (\mathbf{S} \cdot \mathbf{n}) \xi^2 \right] B^2 \left. \right\}, \quad (3.45)
\end{aligned}$$

$$Q = 1 + \gamma^{ij} \hat{p}_i \hat{p}_j = 1 + e^{-2\mu} (\hat{\mathbf{p}} \cdot \mathbf{n})^2 J^2 + \frac{e^{-2\mu} (\hat{\mathbf{p}} \cdot \mathbf{v} r)^2}{R^2 \xi^2} + \frac{e^{2\nu} (\hat{\mathbf{p}} \cdot \boldsymbol{\xi} r)^2}{B^2 R^2 \xi^2}, \quad (3.46)$$

and where R must of course be expressed in terms of the new radial coordinate r .

IV. HAMILTONIAN FOR A SPINNING TEST-PARTICLE IN KERR SPACETIME IN BOYER-LINDQUIST COORDINATES

In this section, we will specialize the Hamiltonian derived in the previous section to the case of Kerr spacetime in Boyer-Lindquist coordinates.

We start from the metric potentials appearing in Eq. (3.1), which in the case of a Kerr spacetime take the form [25]

$$B = \frac{\sqrt{\Delta}}{R}, \quad (4.1)$$

$$\omega = \frac{2aMr}{\Lambda}, \quad (4.2)$$

$$e^{2\nu} = \frac{\Delta \Sigma}{\Lambda}, \quad (4.3)$$

$$e^{2\mu} = \frac{\Sigma}{R^2}, \quad (4.4)$$

with

$$\Sigma = r^2 + a^2 \cos^2 \theta, \quad (4.5)$$

$$\Delta = r^2 + a^2 - 2Mr, \quad (4.6)$$

$$\varpi^2 = r^2 + a^2, \quad (4.7)$$

$$\Lambda = \varpi^4 - a^2 \Delta \sin^2 \theta, \quad (4.8)$$

where the parameter a , which has the dimensions of a length, is related to the spin vector \mathbf{S}_{Kerr} of the Kerr black hole by

$$a = \frac{|\mathbf{S}_{\text{Kerr}}|}{M}. \quad (4.9)$$

The Boyer-Lindquist coordinate r is related to the quasi-isotropic coordinate R by

$$r = R + M + \frac{R_{\text{H}}^2}{R}, \quad (4.10)$$

where $R_{\text{H}} = \sqrt{M^2 - a^2}/2$ is the horizon's radius in quasi-isotropic coordinates. Note that the inverse of this transformation is given, outside the horizon, by

$$R = \frac{1}{2}(r - M + \sqrt{\Delta}). \quad (4.11)$$

We then obtain that the derivatives of the metric potentials take the form

$$B_r = \frac{r - M - \sqrt{\Delta}}{R \sqrt{\Delta}}, \quad (4.12a)$$

$$\omega_r = \frac{2aM[\Sigma \varpi^2 - 2r^2(\Sigma + \varpi^2)]}{\Lambda^2}, \quad (4.12b)$$

$$\nu_r = \frac{r - M}{\Delta} + \frac{r}{\Sigma} - \frac{2r \varpi^2 - a^2(r - M) \sin^2 \theta}{\Lambda}, \quad (4.12c)$$

$$\mu_r = \frac{r}{\Sigma} - \frac{1}{\sqrt{\Delta}}, \quad (4.12d)$$

$$B_{\cos \theta} = 0, \quad (4.12e)$$

$$\omega_{\cos \theta} = -\frac{4a^3 M r \Delta \cos \theta}{(\Delta \Sigma + 2M r \varpi^2)^2}, \quad (4.12f)$$

$$\nu_{\cos \theta} = \frac{2a^2 M r \varpi^2 \cos \theta}{(\Delta \Sigma + 2M r \varpi^2) \Sigma}, \quad (4.12g)$$

$$\mu_{\cos \theta} = \frac{a^2 \cos \theta}{\Sigma}, \quad (4.12h)$$

and we also have

$$J^{-1} = \frac{dR}{dr} = \frac{R}{\sqrt{\Delta}}. \quad (4.13)$$

Inserting Eqs. (4.12a)–(4.12h) and Eq. (4.13) into Eqs. (3.43)–(3.46), we find that R cancels out both in Q , that is

$$Q = 1 + \frac{\Delta (\hat{\mathbf{p}} \cdot \mathbf{n})^2}{\Sigma} + \frac{(\hat{\mathbf{p}} \cdot \boldsymbol{\xi} r)^2 \Sigma}{\Lambda \sin^2 \theta} + \frac{(\hat{\mathbf{p}} \cdot \mathbf{v} r)^2}{\Sigma \sin^2 \theta}, \quad (4.14)$$

and in the Hamiltonian H_S . In conclusion, the Hamiltonian of a spinning test-particle in Kerr spacetime in Boyer-Lindquist coordinates is

$$H = H_{\text{NS}} + H_S, \quad (4.15)$$

with

$$H_{\text{NS}} = \beta^i p_i + \alpha \sqrt{m^2 + \gamma^{ij} p_i p_j}, \quad (4.16)$$

where α , β^i and γ^{ij} are given in Eqs. (3.6)–(3.8) and need to be computed using the Kerr metric coefficients (4.1)–(4.8), and with

$$H_S = H_{\text{SO}} + H_{\text{SS}}, \quad (4.17)$$

where

$$H_{\text{SO}} = \frac{e^{2\nu-\tilde{\mu}} (e^{\tilde{\mu}+\nu} - \tilde{B}) (\hat{\mathbf{p}} \cdot \boldsymbol{\xi} r) (\mathbf{S} \cdot \hat{\mathbf{S}}_{\text{Kerr}})}{\tilde{B}^2 \sqrt{Q} \xi^2} + \frac{e^{\nu-2\tilde{\mu}}}{\tilde{B}^2 (\sqrt{Q}+1) \sqrt{Q} \xi^2} \left\{ (\mathbf{S} \cdot \boldsymbol{\xi}) \tilde{J} \left[\mu_r (\hat{\mathbf{p}} \cdot \mathbf{v} r) (\sqrt{Q}+1) - \mu_{\cos\theta} (\hat{\mathbf{p}} \cdot \mathbf{n}) \xi^2 \right. \right. \\ \left. \left. - \sqrt{Q} (\nu_r (\hat{\mathbf{p}} \cdot \mathbf{v} r) + (\mu_{\cos\theta} - \nu_{\cos\theta}) (\hat{\mathbf{p}} \cdot \mathbf{n}) \xi^2) \right] \tilde{B}^2 + e^{\tilde{\mu}+\nu} (\hat{\mathbf{p}} \cdot \boldsymbol{\xi} r) (2\sqrt{Q}+1) \left[\tilde{J} \nu_r (\mathbf{S} \cdot \mathbf{v}) - \nu_{\cos\theta} (\mathbf{S} \cdot \mathbf{n}) \xi^2 \right] \tilde{B} \right. \\ \left. - \tilde{J} \tilde{B}_r e^{\tilde{\mu}+\nu} (\hat{\mathbf{p}} \cdot \boldsymbol{\xi} r) (\sqrt{Q}+1) (\mathbf{S} \cdot \mathbf{v}) \right\}, \quad (4.18)$$

and

$$H_{\text{SS}} = \omega (\mathbf{S} \cdot \hat{\mathbf{S}}_{\text{Kerr}}) + \frac{e^{-3\tilde{\mu}-\nu} \tilde{J} \omega_r}{2\tilde{B} (\sqrt{Q}+1) \sqrt{Q} \xi^2} \left\{ -e^{\tilde{\mu}+\nu} (\hat{\mathbf{p}} \cdot \mathbf{v} r) (\hat{\mathbf{p}} \cdot \boldsymbol{\xi} r) (\mathbf{S} \cdot \boldsymbol{\xi}) \tilde{B} + e^{2(\tilde{\mu}+\nu)} (\hat{\mathbf{p}} \cdot \boldsymbol{\xi} r)^2 (\mathbf{S} \cdot \mathbf{v}) \right. \\ \left. + e^{2\tilde{\mu}} (1 + \sqrt{Q}) \sqrt{Q} (\mathbf{S} \cdot \mathbf{v}) \xi^2 \tilde{B}^2 + \tilde{J} (\hat{\mathbf{p}} \cdot \mathbf{n}) \left[(\hat{\mathbf{p}} \cdot \mathbf{v} r) (\mathbf{S} \cdot \mathbf{n}) - \tilde{J} (\hat{\mathbf{p}} \cdot \mathbf{n}) (\mathbf{S} \cdot \mathbf{v}) \right] \xi^2 \tilde{B}^2 \right\} \\ + \frac{e^{-3\tilde{\mu}-\nu} \omega_{\cos\theta}}{2\tilde{B} (\sqrt{Q}+1) \sqrt{Q}} \left\{ -e^{2(\tilde{\mu}+\nu)} (\hat{\mathbf{p}} \cdot \boldsymbol{\xi} r)^2 (\mathbf{S} \cdot \mathbf{n}) + e^{\tilde{\mu}+\nu} \tilde{J} (\hat{\mathbf{p}} \cdot \mathbf{n}) (\hat{\mathbf{p}} \cdot \boldsymbol{\xi} r) (\mathbf{S} \cdot \boldsymbol{\xi}) \tilde{B} \right. \\ \left. + \left[(\mathbf{S} \cdot \mathbf{n}) (\hat{\mathbf{p}} \cdot \mathbf{v} r)^2 - \tilde{J} (\hat{\mathbf{p}} \cdot \mathbf{n}) (\mathbf{S} \cdot \mathbf{v}) (\hat{\mathbf{p}} \cdot \mathbf{v} r) - e^{2\tilde{\mu}} (1 + \sqrt{Q}) \sqrt{Q} (\mathbf{S} \cdot \mathbf{n}) \xi^2 \right] \tilde{B}^2 \right\}, \quad (4.19)$$

where we define

$$\tilde{B} = B R = \sqrt{\Delta}, \quad (4.20)$$

$$\tilde{B}_r = B_r R = \frac{r - M - \sqrt{\Delta}}{\sqrt{\Delta}}, \quad (4.21)$$

$$e^{2\tilde{\mu}} = e^{2\mu} R^2 = \Sigma, \quad (4.22)$$

$$\tilde{J} = J R = \sqrt{\Delta}, \quad (4.23)$$

$$\hat{\mathbf{S}}_{\text{Kerr}} = \frac{\mathbf{S}_{\text{Kerr}}}{|\mathbf{S}_{\text{Kerr}}|} \quad (4.24)$$

and we recall that $\xi^2 = \sin^2 \theta$. We stress that because this Hamiltonian is expressed in terms of quantities which are scalar under spatial rotations, we can express it in a cartesian coordinate system in which the spin of the Kerr black hole is not directed along the z -axis. For that purpose, it is sufficient to replace r with $(x^2 + y^2 + z^2)^{1/2}$, $\cos \theta$ with $\hat{\mathbf{S}}_{\text{Kerr}} \cdot \mathbf{n}$, and express the vectors appearing in Eqs. (4.16)–(4.19) in terms of their cartesian components.

As a consistency check, we can compute the Hamiltonian for a spinning test-particle in a Schwarzschild space-

time in Schwarzschild spherical coordinates by setting $a = 0$, and compare the result to the expression computed in Ref. [23] [see Eq. (5.12) therein]. We find

$$H_S = \frac{\psi^6}{R^3 \sqrt{Q} (1 + \sqrt{Q})} \times \left[1 - \frac{M}{2R} + 2 \left(1 - \frac{M}{4R} \right) \sqrt{Q} \right] (\mathbf{L} \cdot \mathbf{S}^*), \quad (4.25)$$

where

$$\mathbf{S}^* = \frac{M}{m} \mathbf{S}, \quad (4.26)$$

$$\psi = \left(1 + \frac{M}{2R} \right)^{-1}, \quad (4.27)$$

$$R = \frac{1}{2} (r - M + \sqrt{r^2 - 2Mr}), \quad (4.28)$$

and

$$Q = 1 + (\hat{\mathbf{p}} \cdot \mathbf{n})^2 \left(1 - \frac{2M}{r} \right) + \frac{(\hat{\mathbf{p}} \cdot \mathbf{v})^2 + (\hat{\mathbf{p}} \cdot \boldsymbol{\xi})^2}{\sin^2 \theta}, \quad (4.29)$$

in agreement with Ref. [23]. Also, it is worth noting that the Hamiltonian (4.25) is the same as the quasi-isotropic Schwarzschild Hamiltonian (3.32), expressed in terms of the Schwarzschild coordinate r . This is because the scalar product $\mathbf{L} \cdot \mathbf{S}$ is unaffected by a change of the radial coordinate.

V. EFFECTIVE-ONE-BODY HAMILTONIAN FOR TWO SPINNING BLACK HOLES

The EOB approach was originally introduced in Refs. [9, 10, 11, 19] to provide us with an *improved* (re-summed) Hamiltonian that could be used to evolve a binary system not only during the long inspiral, but also during the plunge, and that could supply a natural *moment* at which to switch from the two body description to the one-body description, in which the system is represented by a superposition of quasi-normal modes of the remnant black hole.

A crucial ingredient of the EOB approach is the *real* PN-expanded Arnowitt-Deser-Misner (ADM) Hamiltonian (or *real* Hamiltonian) describing two black holes of masses m_1, m_2 and spins $\mathbf{S}_1, \mathbf{S}_2$. The real Hamiltonian is then canonically transformed and subsequently *mapped* to an *effective* Hamiltonian H_{eff} describing a test-particle of mass $\mu = m_1 m_2 / (m_1 + m_2)$ and suitable spin \mathbf{S}^* , moving in a *deformed* Kerr metric of mass $M = m_1 + m_2$ and suitable spin \mathbf{S}_{Kerr} . The parameter regulating the deformation is the symmetric mass ratio of the binary, $\eta = \mu/M$, which ensures that the deformation disappears in the case of extreme mass-ratio binaries. The resulting improved EOB Hamiltonian then takes the form

$$H_{\text{real}}^{\text{improved}} = M \sqrt{1 + 2\eta \left(\frac{H_{\text{eff}}}{\mu} - 1 \right)}. \quad (5.1)$$

The computation of the improved EOB Hamiltonian consists of several stages. For this reason, we briefly review here the main steps and the underpinning logic that we will follow in the rest of this section:

- (i) We apply a canonical transformation to the PN-expanded ADM Hamiltonian using a generating function which is compatible with the one used in previous EOB work, obtaining the PN-expanded Hamiltonian in EOB canonical coordinates (see Sec. V A);
- (ii) We compute the effective Hamiltonian corresponding to the canonically transformed PN-expanded ADM Hamiltonian (see Sec. V B);
- (iii) We deform the Hamiltonian of a spinning test-particle in Kerr derived in Sec. IV by deforming the Kerr metric (see Sec. V C), and expand this deformed Hamiltonian in PN orders (see Sec. V D);
- (iv) Comparing (iii) and (iii), we work out the mapping between the spin variables in the real and effective

descriptions, and write the improved EOB Hamiltonian (see Sec. V E).

A. The ADM Hamiltonian canonically transformed to EOB coordinates

We denote the ADM canonical variables in the binary's center-of-mass frame with \mathbf{r}' and \mathbf{p}' . It is convenient to introduce the following spin combinations:

$$\boldsymbol{\sigma} = \mathbf{S}_1 + \mathbf{S}_2, \quad (5.2)$$

$$\boldsymbol{\sigma}^* = \mathbf{S}_1 \frac{m_2}{m_1} + \mathbf{S}_2 \frac{m_1}{m_2}, \quad (5.3)$$

$$\boldsymbol{\sigma}_0 = \boldsymbol{\sigma} + \boldsymbol{\sigma}^*. \quad (5.4)$$

Moreover, in order to consistently keep track of the PN orders, we will restore the speed of light c and rescale the spins variables as $\boldsymbol{\sigma}^* \rightarrow \boldsymbol{\sigma}^* c$ and $\boldsymbol{\sigma} \rightarrow \boldsymbol{\sigma} c$.¹ The canonical ADM Hamiltonian is known through 3PN order [26, 27, 28, 29, 30] and partially at higher PN orders [31, 32]. In particular, the spin-orbit and spin-spin coupling terms agree with those computed via effective-field-theory techniques at 1.5PN, 2PN and 3PN order [33, 34, 35, 36]. In this paper, we use the spin-independent part of the ADM Hamiltonian through 3PN order, but we only use its spin-dependent part through 2.5 PN order, i.e., we consider the leading-order (1.5 PN) and the next-to-leading order (2.5PN) spin-orbit couplings, but only the leading order (2PN) spin-spin coupling. The expressions for these couplings are [19, 27]

$$H_{\text{SO}}^{\text{ADM}}(\mathbf{r}', \mathbf{p}', \boldsymbol{\sigma}^*, \boldsymbol{\sigma}) = \frac{1}{c^3} \frac{\mathbf{L}'}{r'^3} \cdot (g_{\boldsymbol{\sigma}}^{\text{ADM}} \boldsymbol{\sigma} + g_{\boldsymbol{\sigma}^*}^{\text{ADM}} \boldsymbol{\sigma}^*), \quad (5.5)$$

$$H_{\text{SS}}^{\text{ADM}}(\mathbf{r}', \mathbf{p}', \boldsymbol{\sigma}^*, \boldsymbol{\sigma}) = \frac{1}{c^4} \frac{\eta}{2r'^3} [3(\mathbf{n}' \cdot \boldsymbol{\sigma}_0)^2 - \boldsymbol{\sigma}_0^2], \quad (5.6)$$

with $\mathbf{L}' = \mathbf{r}' \times \mathbf{p}'$, $\mathbf{n}' = \mathbf{r}'/r'$, and

$$g_{\boldsymbol{\sigma}}^{\text{ADM}} = 2 + \frac{1}{c^2} \left[\frac{19}{8} \eta \hat{\mathbf{p}}'^2 + \frac{3}{2} \eta (\mathbf{n}' \cdot \hat{\mathbf{p}}')^2 - (6 + 2\eta) \frac{M}{r'} \right], \quad (5.7a)$$

$$g_{\boldsymbol{\sigma}^*}^{\text{ADM}} = \frac{3}{2} + \frac{1}{c^2} \left[\left(-\frac{5}{8} + 2\eta \right) \hat{\mathbf{p}}'^2 + \frac{3}{4} \eta (\mathbf{n}' \cdot \hat{\mathbf{p}}')^2 - (5 + 2\eta) \frac{M}{r'} \right], \quad (5.7b)$$

¹ This is appropriate for black holes or a rapidly rotating compact stars. In the black-hole case, $S = \chi M^2/c$, with χ ranging from 0 to 1. In the rapidly spinning star case one has $S = M v_{\text{rot}} r \sim M c r_s \sim M^2/c$ (where we have assumed that the rotational velocity v_{rot} is comparable to c and that the stellar radius r is of the order of the Schwarzschild radius $r_s = M/c^2$).

where we have introduced the rescaled conjugate momentum $\hat{\mathbf{p}}' = \mathbf{p}'/\mu$.

We now perform a canonical transformation from the ADM canonical variables \mathbf{r}' and \mathbf{p}' to the EOB canonical variables \mathbf{r} and \mathbf{p} . Let us first consider the purely orbital generating function

$$G(\mathbf{r}', \mathbf{p}) = \mathbf{r}' \cdot \mathbf{p} + G_{\text{NS}}(\mathbf{r}', \mathbf{p}), \quad (5.8)$$

$$G_{\text{NS}}(\mathbf{r}', \mathbf{p}) = G_{\text{NS 1PN}}(\mathbf{r}', \mathbf{p}) + G_{\text{NS 2PN}}(\mathbf{r}', \mathbf{p}) + G_{\text{NS 3PN}}(\mathbf{r}', \mathbf{p}), \quad (5.9)$$

where the 1PN-accurate generating function $G_{\text{NS 1PN}}$ was derived in Ref. [10],

$$G_{\text{NS 1PN}}(\mathbf{r}', \mathbf{p}) = \frac{1}{c^2} \mathbf{r}' \cdot \mathbf{p} \left[-\frac{1}{2} \eta \hat{\mathbf{p}}^2 + \frac{M}{r'} \left(1 + \frac{1}{2} \eta \right) \right], \quad (5.10)$$

while the 2PN and 3PN accurate generating functions, $G_{\text{NS 2PN}}$ and $G_{\text{NS 3PN}}$, were derived in Refs. [10] and [11], respectively. From the definition of generating function, it follows that the transformation of the phase-space variables is implicitly given by

$$x^i = x'^i + \frac{\partial G_{\text{NS}}(x', p)}{\partial p_i}, \quad (5.11)$$

$$p_i = p'_i - \frac{\partial G_{\text{NS}}(x', p)}{\partial x'^i}, \quad (5.12)$$

while the Hamiltonian transforms as $H(\mathbf{r}, \mathbf{p}) = H^{\text{ADM}}(\mathbf{r}', \mathbf{p}')$. At linear order, which is enough for our purposes, Eqs. (5.11) and (5.12) can be written as $y = y' - \{G_{\text{NS}}, y'\}$, where $\{\dots\}$ are the Poisson brackets and where y stands for either x or p . The transformation of the Hamiltonian, again at linear order, is then $H(y) = H^{\text{ADM}}(y) + \{G_{\text{NS}}, H^{\text{ADM}}\}(y)$ [21]. Similarly, if one considers a generating function which depends not only on the orbital variables, but also on the spins,

$$G(\mathbf{r}', \mathbf{p}, \boldsymbol{\sigma}^*, \boldsymbol{\sigma}) = \mathbf{r}' \cdot \mathbf{p} + G_{\text{NS}}(\mathbf{r}', \mathbf{p}) + G_{\text{S}}(\mathbf{r}', \mathbf{p}, \boldsymbol{\sigma}^*, \boldsymbol{\sigma}) \quad (5.13)$$

the Hamiltonian will again transform as $H(y) = H^{\text{ADM}}(y) + \{G_{\text{NS}}, H^{\text{ADM}}\}(y) + \{G_{\text{S}}, H^{\text{ADM}}\}(y)$, where now the Poisson brackets in the term $\{G_{\text{S}}, H^{\text{ADM}}\}$ will involve also the spin variables [21]. In particular, let us consider a spin-dependent generating function

$$G_{\text{S}}(\mathbf{r}', \mathbf{p}, \boldsymbol{\sigma}^*, \boldsymbol{\sigma}) = G_{\text{S 2PN}}(\mathbf{r}', \mathbf{p}, \boldsymbol{\sigma}) + G_{\text{S 2.5PN}}(\mathbf{r}', \mathbf{p}, \boldsymbol{\sigma}^*, \boldsymbol{\sigma}) + G_{\text{SSS 2.5PN}}(\mathbf{r}', \mathbf{p}, \boldsymbol{\sigma}^*, \boldsymbol{\sigma}). \quad (5.14)$$

where the 2PN-accurate spin-dependent generating func-

tion $G_{\text{S 2PN}}$ was implicitly² used in Ref. [19],

$$G_{\text{S 2PN}}(\mathbf{r}', \mathbf{p}, \boldsymbol{\sigma}) = -\frac{1}{2c^4 M^2 r'^2} \left\{ [\boldsymbol{\sigma}^2 - (\boldsymbol{\sigma} \cdot \mathbf{n}')^2] (\mathbf{r}' \cdot \mathbf{p}) + (\boldsymbol{\sigma} \cdot \mathbf{n}') (\mathbf{r}' \times \mathbf{p}) \cdot (\boldsymbol{\sigma} \times \mathbf{n}') \right\}; \quad (5.15)$$

the 2.5PN-accurate generating function $G_{\text{S 2.5PN}}$ linear in the spin variables was introduced in Ref. [21],

$$G_{\text{S 2.5PN}}(\mathbf{r}', \mathbf{p}, \boldsymbol{\sigma}^*, \boldsymbol{\sigma}) = \frac{1}{\mu r'^3 c^5} (\mathbf{r}' \cdot \mathbf{p}) (\mathbf{r}' \times \mathbf{p}) \cdot [a(\eta) \boldsymbol{\sigma} + b(\eta) \boldsymbol{\sigma}^*], \quad (5.16)$$

$a(\eta)$ and $b(\eta)$ being arbitrary gauge functions; also, for reasons which will become clear in Sec. VD, we include the following 2.5PN-accurate generating function, cubic in the spins,

$$G_{\text{SSS 2.5PN}}(\mathbf{r}', \mathbf{p}, \boldsymbol{\sigma}^*, \boldsymbol{\sigma}) = \frac{\mu}{2M^3 r'^4 c^5} (\boldsymbol{\sigma} \cdot \mathbf{r}') [\boldsymbol{\sigma}^* \cdot (\boldsymbol{\sigma} \times \mathbf{r}')]. \quad (5.17)$$

When applying the generating function (5.13) to the ADM 2PN spin-spin Hamiltonian (5.6), we obtain

$$H_{\text{SS 2PN}}(\mathbf{r}, \mathbf{p}, \boldsymbol{\sigma}^*, \boldsymbol{\sigma}) = H_{\text{SS 2PN}}^{\text{ADM}}(\mathbf{r}, \mathbf{p}, \boldsymbol{\sigma}^*, \boldsymbol{\sigma}) + \{G_{\text{S 2PN}}, H_{\text{Newt}}\}(\mathbf{r}, \mathbf{p}, \boldsymbol{\sigma}), \quad (5.18)$$

with

$$H_{\text{Newt}} = -\frac{M\mu}{r} + \frac{\mathbf{p}^2}{2\mu}, \quad (5.19)$$

$$\begin{aligned} \{G_{\text{S 2PN}}, H_{\text{Newt}}\}(\mathbf{r}, \mathbf{p}, \boldsymbol{\sigma}) &= -\frac{1}{c^4} \frac{\eta}{2r^3} [(\mathbf{n} \cdot \boldsymbol{\sigma})^2 - \boldsymbol{\sigma}^2] \\ &+ \frac{1}{2\mu M^2 r^2 c^4} \left\{ -[\mathbf{p}^2 - 2(\mathbf{p} \cdot \mathbf{n})^2] \boldsymbol{\sigma}^2 \right. \\ &\left. + [(\mathbf{p} - 2(\mathbf{p} \cdot \mathbf{n})\mathbf{n}) \cdot \boldsymbol{\sigma}] \mathbf{p} \cdot \boldsymbol{\sigma} \right\}. \end{aligned} \quad (5.20)$$

Similarly, if we apply the same generating function to the ADM spin-orbit Hamiltonian (5.5), the 1.5PN order term remains unaltered [21], while the 2.5PN order term transforms as [21]

$$\begin{aligned} H_{\text{SO 2.5PN}}(\mathbf{r}, \mathbf{p}, \boldsymbol{\sigma}^*, \boldsymbol{\sigma}) &= H_{\text{SO 2.5PN}}^{\text{ADM}}(\mathbf{r}, \mathbf{p}, \boldsymbol{\sigma}^*, \boldsymbol{\sigma}) \\ &+ \{G_{\text{S 2.5PN}}, H_{\text{Newt}}\}(\mathbf{r}, \mathbf{p}, \boldsymbol{\sigma}^*, \boldsymbol{\sigma}), \\ &+ \{G_{\text{NS 1PN}}, H_{\text{SO 1.5PN}}^{\text{ADM}}\}(\mathbf{r}, \mathbf{p}, \boldsymbol{\sigma}^*, \boldsymbol{\sigma}) \end{aligned} \quad (5.21)$$

where

$$G_{\text{S 2.5PN}} = G_{\text{SS 2.5PN}} + G_{\text{SSS 2.5PN}}, \quad (5.22)$$

² See discussion in Sec II D of Ref. [19]. The need for this generating function will become apparent with Eq. (5.55) in Sec. VD.

$$\begin{aligned}
\{G_{2.5\text{PN}}, H_{\text{Newt}}\}(\mathbf{r}, \mathbf{p}, \boldsymbol{\sigma}^*, \boldsymbol{\sigma}) = & \\
\frac{1}{r^3 c^5} \mathbf{L} \cdot [b(\eta) \boldsymbol{\sigma}^* + a(\eta) \boldsymbol{\sigma}] \left[-\frac{M}{r} + \hat{\mathbf{p}}^2 - 3(\hat{\mathbf{p}} \cdot \mathbf{n})^2 \right] & \\
+ \frac{[\boldsymbol{\sigma}^* \cdot (\boldsymbol{\sigma} \times \mathbf{n})][\boldsymbol{\sigma} \cdot (\mathbf{p} - 2(\mathbf{p} \cdot \mathbf{n}) \mathbf{n})]}{M^3 r^3 c^5} & \\
+ \frac{(\mathbf{L} \cdot \boldsymbol{\sigma}^*) \boldsymbol{\sigma}^2 - (\mathbf{L} \cdot \boldsymbol{\sigma})(\boldsymbol{\sigma}^* \cdot \boldsymbol{\sigma})}{2M^3 r^4 c^5}, & \quad (5.23)
\end{aligned}$$

and

$$\begin{aligned}
\{G_{\text{NS 1PN}}, H_{\text{SO 1.5PN}}^{\text{ADM}}\}(\mathbf{r}, \mathbf{p}, \boldsymbol{\sigma}^*, \boldsymbol{\sigma}) = & \\
- \frac{3\mathbf{L}}{2r^3 c^5} \cdot \left(\frac{3}{2} \boldsymbol{\sigma}^* + 2\boldsymbol{\sigma} \right) \left\{ -\frac{M}{r} (2 + \eta) + \eta [\hat{\mathbf{p}}^2 + 2(\hat{\mathbf{p}} \cdot \mathbf{n})^2] \right\}. & \quad (5.24)
\end{aligned}$$

Therefore, the complete real Hamiltonian in the EOB canonical coordinates is

$$\begin{aligned}
H(\mathbf{r}, \mathbf{p}, \boldsymbol{\sigma}^*, \boldsymbol{\sigma}) = & H_{\text{nospin}}(\mathbf{r}, \mathbf{p}, \boldsymbol{\sigma}^*, \boldsymbol{\sigma}) \\
& + H_{\text{SO}}^{\text{ADM}}(\mathbf{r}, \mathbf{p}, \boldsymbol{\sigma}^*, \boldsymbol{\sigma}) \\
& + H_{\text{SS}}^{\text{ADM}}(\mathbf{r}, \mathbf{p}, \boldsymbol{\sigma}^*, \boldsymbol{\sigma}) \\
& + \{G_{2.5\text{PN}}, H_{\text{Newt}}\}(\mathbf{r}, \mathbf{p}, \boldsymbol{\sigma}^*, \boldsymbol{\sigma}) \\
& + \{G_{\text{NS 1PN}}, H_{\text{SO 1.5PN}}^{\text{ADM}}\}(\mathbf{r}, \mathbf{p}, \boldsymbol{\sigma}^*, \boldsymbol{\sigma}) \\
& + \{G_{\text{S 2PN}}, H_{\text{Newt}}\}(\mathbf{r}, \mathbf{p}, \boldsymbol{\sigma}), \quad (5.25)
\end{aligned}$$

where H_{nospin} is the 3PN ADM Hamiltonian for non-spinning black holes, canonically transformed to EOB coordinates, which can be obtained from Ref. [11].

B. Spin couplings in the effective Hamiltonian

Following Refs. [9, 11, 19], we map the effective and real two-body Hamiltonians as

$$\frac{H_{\text{eff}}}{\mu c^2} = \frac{H_{\text{real}}^2 - m_1^2 c^4 - m_2^2 c^4}{2m_1 m_2 c^4}, \quad (5.26)$$

where H_{real} is the real two-body Hamiltonian containing also the rest-mass contribution $M c^2$. We denote the non-relativistic part of the real Hamiltonian by H^{NR} , i.e., $H^{\text{NR}} \equiv H_{\text{real}} - M c^2$. Identifying H^{NR} with H as given in Eq. (5.25), and expanding Eq. (5.26) in powers of $1/c$, we find that the 1.5PN and 2.5PN order spin-orbit couplings of the effective Hamiltonian are

$$\begin{aligned}
H_{\text{SO}}^{\text{eff}}(\mathbf{r}, \mathbf{p}, \boldsymbol{\sigma}^*, \boldsymbol{\sigma}) = & \frac{1}{c^3} \frac{\mathbf{L}}{r^3} \cdot (g_{\sigma}^{\text{eff}} \boldsymbol{\sigma} + g_{S^*}^{\text{eff}} \boldsymbol{\sigma}^*) \\
& + \frac{[\boldsymbol{\sigma}^* \cdot (\boldsymbol{\sigma} \times \mathbf{n})][\boldsymbol{\sigma} \cdot (\mathbf{p} - 2(\mathbf{p} \cdot \mathbf{n}) \mathbf{n})]}{M^3 r^3 c^5} \\
& + \frac{(\mathbf{L} \cdot \boldsymbol{\sigma}^*) \boldsymbol{\sigma}^2 - (\mathbf{L} \cdot \boldsymbol{\sigma})(\boldsymbol{\sigma}^* \cdot \boldsymbol{\sigma})}{2M^3 r^4 c^5}, \quad (5.27)
\end{aligned}$$

where [21]

$$\begin{aligned}
g_{\sigma}^{\text{eff}} = & 2 + \frac{1}{c^2} \left\{ \left[\frac{3}{8} \eta + a(\eta) \right] \hat{\mathbf{p}}^2 \right. \\
& - \left[\frac{9}{2} \eta + 3a(\eta) \right] (\hat{\mathbf{p}} \cdot \mathbf{n})^2 \\
& \left. - \frac{M}{r} [\eta + a(\eta)] \right\}, \quad (5.28a)
\end{aligned}$$

$$\begin{aligned}
g_{\sigma^*}^{\text{eff}} = & \frac{3}{2} + \frac{1}{c^2} \left\{ \left[-\frac{5}{8} + \frac{1}{2} \eta + b(\eta) \right] \hat{\mathbf{p}}^2 \right. \\
& - \left[\frac{15}{4} \eta + 3b(\eta) \right] (\hat{\mathbf{p}} \cdot \mathbf{n})^2 \\
& \left. - \frac{M}{r} \left[\frac{1}{2} + \frac{5}{4} \eta + b(\eta) \right] \right\}, \quad (5.28b)
\end{aligned}$$

and the 2PN order spin-spin coupling is

$$\begin{aligned}
H_{\text{SS}}^{\text{eff}}(\mathbf{r}, \mathbf{p}, \boldsymbol{\sigma}^*, \boldsymbol{\sigma}) = & \frac{1}{c^4} \frac{\eta}{2r^3} (3n_i n_j - \delta_{ij}) \sigma_0^i \sigma_0^j \\
& - \frac{1}{c^4} \frac{\eta}{2r^3} [(\mathbf{n} \cdot \boldsymbol{\sigma})^2 - \boldsymbol{\sigma}^2] \\
& + \frac{1}{2\mu, M^2 r^2 c^4} \left\{ -[\mathbf{p}^2 - 2(\mathbf{p} \cdot \mathbf{n})^2] \boldsymbol{\sigma}^2 \right. \\
& \left. + [(\mathbf{p} - 2(\mathbf{p} \cdot \mathbf{n}) \mathbf{n}) \cdot \boldsymbol{\sigma}] \mathbf{p} \cdot \boldsymbol{\sigma} \right\}. \quad (5.29)
\end{aligned}$$

C. The Hamiltonian of a spinning test-particle in a deformed Kerr spacetime

We now deform the Hamiltonian of a spinning test-particle in a Kerr spacetime computed in Sec. IV [see Eqs. (4.16), (4.17), (4.18) and (4.19)] by deforming the Kerr metric. The deformation that we introduce is regulated by the parameter $\eta = \mu/M$, and therefore disappears in the test-particle limit. Also, the deformed Hamiltonian will be such as to reproduce, when expanded in PN orders, the spin couplings of the effective Hamiltonian given in Sec. VB.

When the spin of the Kerr black hole is zero, that is $a = 0$, we require the metric to coincide with the deformed-Schwarzschild metric used in the EOB formalism for non-spinning black-hole binaries [10, 11]. That deformation simply amounts to changing the components g_{tt} and g_{rr} of the metric. In the spinning case, following Ref. [21], we seek an extension of this deformation by changing the potential Δ appearing in the Kerr potentials (4.1)–(4.4).

It is worth noting, however, that we are not allowed to deform the Kerr metric in an arbitrary way. We recall indeed that the Hamiltonian that we have derived in Sec. IV is only valid for a stationary axisymmetric metric, and in coordinates which are related to quasi-isotropic coordinates by a redefinition of the radius. In other words, it must be possible for our deformed metric to be put in the form (3.1) by a coordinate change of the type $R = R(r)$. For this reason we cannot deform the metric exactly in the same way as in Ref. [21]. Here we

propose to deform the metric potentials in the following manner

$$B = \frac{\sqrt{\Delta_t}}{R}, \quad (5.30)$$

$$\omega = \frac{\tilde{\omega}_{\text{fd}}}{\Lambda_t}, \quad (5.31)$$

$$e^{2\nu} = \frac{\Delta_t \Sigma}{\Lambda_t}, \quad (5.32)$$

$$e^{2\mu} = \frac{\Sigma}{R^2}, \quad (5.33)$$

and

$$J^{-1} = \frac{dR}{dr} = \frac{R}{\sqrt{\Delta_r}}, \quad (5.34)$$

where the relation between r and R can be found by integrating Eq. (5.34):

$$R = \exp\left(\int \frac{dr}{\sqrt{\Delta_r}}\right). \quad (5.35)$$

The deformed metric therefore takes the form

$$g^{tt} = -\frac{\Lambda_t}{\Delta_t \Sigma}, \quad (5.36a)$$

$$g^{rr} = \frac{\Delta_r}{\Sigma}, \quad (5.36b)$$

$$g^{\theta\theta} = \frac{1}{\Sigma}, \quad (5.36c)$$

$$g^{\phi\phi} = \frac{1}{\Lambda_t} \left(-\frac{\tilde{\omega}_{\text{fd}}^2}{\Delta_t \Sigma} + \frac{\Sigma}{\sin^2 \theta} \right), \quad (5.36d)$$

$$g^{t\phi} = -\frac{\tilde{\omega}_{\text{fd}}}{\Delta_t \Sigma}, \quad (5.36e)$$

which does not depend on R . Therefore, as we will show explicitly later in this section, we do *not* need to compute the integral (5.35) to write the Hamiltonian. The quantities Δ_t , Δ_r , Λ_t and $\tilde{\omega}_{\text{fd}}$ in Eqs. (5.36a)–(5.36e) are given by

$$\Delta_t = r^2 \left[A(u) + \frac{a^2}{M^2} u^2 \right], \quad (5.37)$$

$$\Delta_r = \Delta_t D^{-1}(u), \quad (5.38)$$

$$\Lambda_t = \varpi^4 - a^2 \Delta_t \sin^2 \theta, \quad (5.39)$$

$$\tilde{\omega}_{\text{fd}} = 2a M r + \omega_{\text{fd}} \eta \frac{M a^3}{r}, \quad (5.40)$$

where $u = M/r$, ω_{fd} is an adjustable parameter which regulates the *strength* of the frame-dragging, and through 3PN order [9, 11]

$$A(u) = 1 - 2u + 2\eta u^3 + \eta \left(\frac{94}{3} - \frac{41}{32} \pi^2 \right) u^4, \quad (5.41)$$

$$D^{-1}(u) = 1 + 6\eta u^2 + 2(26 - 3\eta) \eta u^3. \quad (5.42)$$

We find that our deformed metric is the same as the deformed metric of Ref. [21], except for $g^{\phi\phi}$ and $g^{t\phi}$.³ As we prove below, the differences between our deformation and the deformation of Ref. [21] appear in the Hamiltonian at PN orders higher than 3PN.

To obtain the total Hamiltonian (4.15), that is $H = H_{\text{NS}} + H_{\text{S}}$, we first compute the Hamiltonian H_{NS} for a non-spinning particle in the deformed-Kerr metric. Using Eq. (4.16) and Ref. [11], we have

$$H_{\text{NS}} = \beta^i p_i + \alpha \sqrt{m^2 + \gamma^{ij} p_i p_j} + \mathcal{Q}_4(p), \quad (5.43)$$

where $\mathcal{Q}_4(p)$ is a term which is quartic in the space momenta p_i and which was introduced in Ref. [11], and

$$\alpha = \frac{1}{\sqrt{-g^{tt}}}, \quad (5.44)$$

$$\beta^i = \frac{g^{ti}}{g^{tt}}, \quad (5.45)$$

$$\gamma^{ij} = g^{ij} - \frac{g^{ti} g^{tj}}{g^{tt}}. \quad (5.46)$$

In Eqs. (5.44)–(5.46) the metric components have to be replaced with those of the deformed-Kerr metric (5.36a)–(5.36e). When expanded in PN orders, Eq. (5.43) coincides, through 3PN order, with the Hamiltonian of a non-spinning test particle in the deformed-Kerr metric given by Ref. [21].

Second, to calculate H_{S} given by Eqs. (3.43), (3.44) and (3.45), we need to compute the derivatives of the metric potentials. We obtain

$$B_r = \frac{\sqrt{\Delta_r} \Delta_t' - 2\Delta_t}{2\sqrt{\Delta_r} \Delta_t R}, \quad (5.47a)$$

$$\omega_r = \frac{-\Lambda_t' \tilde{\omega}_{\text{fd}} + \Lambda_t \tilde{\omega}_{\text{fd}}'}{\Lambda_t^2}, \quad (5.47b)$$

$$\nu_r = \frac{r}{\Sigma} + \frac{\varpi^2 (\varpi^2 \Delta_t' - 4r \Delta_t)}{2\Lambda_t \Delta_t}, \quad (5.47c)$$

$$\mu_r = \frac{r}{\Sigma} - \frac{1}{\sqrt{\Delta_r}}, \quad (5.47d)$$

$$B_{\cos \theta} = 0, \quad (5.47e)$$

$$\omega_{\cos \theta} = -\frac{2a^2 \cos \theta \Delta_t \tilde{\omega}_{\text{fd}}}{\Lambda_t^2}, \quad (5.47f)$$

$$\nu_{\cos \theta} = \frac{a^2 \varpi^2 \cos \theta (\varpi^2 - \Delta_t)}{\Lambda_t \Sigma}, \quad (5.47g)$$

$$\mu_{\cos \theta} = \frac{a^2 \cos \theta}{\Sigma}, \quad (5.47h)$$

where the prime denotes derivatives with respect to r . As already stressed, although the metric potentials B ,

³ Ref. [21] chooses $g^{\phi\phi} = (-a^2 \sin^2 \theta + \Delta_t)/(\Delta_t \Sigma \sin^2 \theta)$ and $g^{t\phi} = a(\Delta_t - \varpi^2)/(\Delta_t \Sigma)$, which are different from our expressions (5.36d) and (5.36e) even for $\omega_{\text{fd}} = 0$.

ω , ν and μ depend on R , the factors R cancel out in the deformed-Kerr metric. Therefore, those factors must cancel out also in H_S . This happens because the reference tetrad field \tilde{e}_A which, together with the metric, completely determines the Hamiltonian [see Eq. (3.9)], can be defined independently of R . Indeed, this turns out to be the case, and if we introduce the rescaled potentials

$$\tilde{B} = B R = \sqrt{\Delta_t}, \quad (5.48)$$

$$\tilde{B}_r = B_r R = \frac{\sqrt{\Delta_r} \Delta_t' - 2\Delta_t}{2\sqrt{\Delta_r} \Delta_t}, \quad (5.49)$$

$$e^{2\tilde{\mu}} = e^{2\mu} R^2 = \Sigma, \quad (5.50)$$

$$\tilde{J} = J R = \sqrt{\Delta_r} \quad (5.51)$$

and define

$$Q = 1 + \frac{\Delta_r (\hat{\mathbf{p}} \cdot \mathbf{n})^2}{\Sigma} + \frac{(\hat{\mathbf{p}} \cdot \boldsymbol{\xi} r)^2 \Sigma}{\Lambda_t \sin^2 \theta} + \frac{(\hat{\mathbf{p}} \cdot \mathbf{v} r)^2}{\Sigma \sin^2 \theta}, \quad (5.52)$$

the Hamiltonian H_S for the deformed-Kerr metric takes exactly the same form as in the Kerr case [see Eqs. (4.17), (4.18) and (4.19)], where we recall that $\xi^2 = \sin^2 \theta$ and where now ω and its derivatives, ν and its derivatives, and the derivatives of μ are given by Eqs. (5.31), (5.32), and Eqs. (5.47a)–(5.47h). Also, as we have already stressed, in order to express the Hamiltonian H_S in a cartesian coordinate system in which the spin of the deformed-Kerr black hole is not directed along the z -axis, it is sufficient to replace r with $(x^2 + y^2 + z^2)^{1/2}$, $\cos \theta$ with $\hat{\mathbf{S}}_{\text{Kerr}} \cdot \mathbf{n}$, and to express the vectors appearing in the Hamiltonian in terms of their cartesian components.

D. PN expansion of the deformed Hamiltonian

We now expand the deformed Hamiltonian $H = H_{\text{NS}} + H_S$ derived in the previous section into PN orders. We will denote the spin of the deformed-Kerr metric with \mathbf{S}_{Kerr} , while for the test particle's spin we introduce the rescaled spin vector $\mathbf{S}^* = \mathbf{S} M/m$, \mathbf{S} being the physical, unrescaled spin. Also, we rescale the spins as $\mathbf{S}_{\text{Kerr}} \rightarrow \mathbf{S}_{\text{Kerr}} c$ and $\mathbf{S}^* \rightarrow \mathbf{S}^* c$, so as to keep track of the PN orders correctly. Moreover, we set $\mathbf{S}_{\text{Kerr}} = \boldsymbol{\chi}_{\text{Kerr}} M^2$, $\boldsymbol{\chi}_{\text{Kerr}}$ being the dimensionless spin of the deformed-Kerr black hole, with norm $|\boldsymbol{\chi}_{\text{Kerr}}|$ ranging from 0 to 1.

As already mentioned, the part of the Hamiltonian which does not depend on the test particle's spin, H_{NS} , agrees through 3PN order with the corresponding H_{NS} computed in Ref. [21]. Moreover, although the metric (5.36a)–(5.36e) only coincides with the Kerr metric for $\eta = 0$, the dependence on η appears neither in the 2PN order coupling of the deformed-Kerr black hole's spin with itself, nor in its 1.5PN and 2.5PN order spin-orbit couplings. Those couplings are therefore the same as in

the case of the Kerr metric, and they are given by

$$H_{\text{SO } 1.5\text{PN}}^{\text{NS}} = \frac{1}{c^3} \frac{2}{r^3} \mathbf{L} \cdot \mathbf{S}_{\text{Kerr}}, \quad (5.53)$$

$$H_{\text{SO } 2.5\text{PN}}^{\text{NS}} = 0, \quad (5.54)$$

$$\begin{aligned} H_{\text{SS } 2\text{PN}}^{\text{NS}} = & \frac{1}{c^4} \frac{m}{2M r^3} (3n_i n_j - \delta_{ij}) S_{\text{Kerr}}^i S_{\text{Kerr}}^j \\ & - \frac{1}{c^4} \frac{m}{2M r^3} [(\mathbf{n} \cdot \mathbf{S}_{\text{Kerr}})^2 - \mathbf{S}_{\text{Kerr}}^2] \\ & + \frac{1}{2m(Mr)^2 c^4} \left\{ -[\mathbf{p}^2 - 2(\mathbf{p} \cdot \mathbf{n})^2] \mathbf{S}_{\text{Kerr}}^2 \right. \\ & \left. + [(\mathbf{p} - 2(\mathbf{p} \cdot \mathbf{n})\mathbf{n}) \cdot \mathbf{S}_{\text{Kerr}}] \mathbf{p} \cdot \mathbf{S}_{\text{Kerr}} \right\}. \end{aligned} \quad (5.55)$$

Expanding then in PN orders the part of the Hamiltonian that depends on the test particle's spin, that is H_S , we find

$$H_{\text{SO } 1.5\text{PN}}^{\text{S}} = \frac{3}{2r^3 c^3} \mathbf{L} \cdot \mathbf{S}^*, \quad (5.56)$$

$$\begin{aligned} H_{\text{SO } 2.5\text{PN}}^{\text{S}} = & \frac{1}{r^3 c^5} \left[-\frac{M}{r} \left(\frac{1}{2} + 3\eta \right) - \frac{5}{8} \hat{\mathbf{p}}^2 \right] \mathbf{L} \cdot \mathbf{S}^* \\ & + \frac{[\mathbf{S}^* \cdot (\mathbf{S}_{\text{Kerr}} \times \mathbf{n})] [\mathbf{S}_{\text{Kerr}} \cdot (\mathbf{p} - 2(\mathbf{p} \cdot \mathbf{n})\mathbf{n})]}{M^3 r^3 c^5} \\ & + \frac{(\mathbf{L} \cdot \mathbf{S}^*) \mathbf{S}_{\text{Kerr}}^2 - (\mathbf{L} \cdot \mathbf{S}_{\text{Kerr}}) (\mathbf{S}^* \cdot \mathbf{S}_{\text{Kerr}})}{2M^3 r^4 c^5}. \end{aligned} \quad (5.57)$$

$$H_{\text{SS } 2\text{PN}}^{\text{S}} = \frac{m}{M r^3 c^4} (3n_i n_j - \delta_{ij}) S_{\text{Kerr}}^i S_{\text{Kerr}}^j. \quad (5.58)$$

We recall that the Hamiltonian for a spinning test particle in curved spacetime from which we started the derivation of our novel EOB model [see Eq. (3.9)] is only valid at linear order in the particle's spin. Therefore, the same restriction applies to the Hamiltonian derived in Sec. V C. In particular, that Hamiltonian does not include the couplings of the particle's spin with itself. We introduce those couplings by hand, at least at the leading order (2PN), by adding a quadrupole deformation [19] $h^{\mu\nu}$, quadratic in the particle's spin, to the deformed-Kerr metric in Sec. V C [see Eqs. (5.36a)–(5.36e)]. The expression for $h^{\mu\nu}$ and the details of the above procedure — together with a way in which it can in principle be extended to reproduce also the next-to-leading order coupling of the particle's spin with itself — are given in Appendix A. For the purpose of the present discussion, however, it is sufficient to mention that the addition of this quadrupole deformation to the metric (5.36a)–(5.36e) augments Eq. (5.55) by the term

$$\frac{m}{2M r^3 c^4} (3n_i n_j - \delta_{ij}) S_{\text{Kerr}}^i S_{\text{Kerr}}^j. \quad (5.59)$$

Therefore, the total leading order spin-spin Hamiltonian

is

$$\begin{aligned}
H_{\text{SS}2\text{PN}} &= H_{\text{SS}2\text{PN}}^{\text{S}} + H_{\text{SS}2\text{PN}}^{\text{NS}} \\
&+ \frac{m}{2M r^3 c^4} (3n_i n_j - \delta_{ij}) S_*^i S_*^j \\
&= \frac{m}{2M r^3 c^4} (3n_i n_j - \delta_{ij}) S_0^i S_0^j \\
&- \frac{1}{c^4} \frac{m}{2M r^3} [(\mathbf{n} \cdot \mathbf{S}_{\text{Kerr}})^2 - \mathbf{S}_{\text{Kerr}}^2] \\
&+ \frac{1}{2m M^2 r^2 c^4} \left\{ -[\mathbf{p}^2 - 2(\mathbf{p} \cdot \mathbf{n})^2] \mathbf{S}_{\text{Kerr}}^2 \right. \\
&\left. + [(\mathbf{p} - 2(\mathbf{p} \cdot \mathbf{n})\mathbf{n}) \cdot \mathbf{S}_{\text{Kerr}}] \mathbf{p} \cdot \mathbf{S}_{\text{Kerr}} \right\}, \quad (5.60)
\end{aligned}$$

with $S_0^i = S_{\text{Kerr}}^i + S_*^i$.

As we will show in Sec. V E, a proper choice of the vectors \mathbf{S}_{Kerr} and \mathbf{S}^* in terms of the vectors $\boldsymbol{\sigma}$ and $\boldsymbol{\sigma}^*$, defined in Eqs. (5.2) and (5.3), allows us to reproduce the PN-expanded effective Hamiltonian [see Eqs. (5.27)–(5.29)] using the PN-expanded deformed-Kerr Hamiltonian that we have just derived.

Finally, it is worth noting that the presence of terms quadratic in the deformed-Kerr black hole's spin in Eq. (5.57) explains why we introduced the 2.5PN-accurate canonical transformation (5.17). Indeed, the latter produces exactly the same terms in the PN-expanded effective Hamiltonian (5.27) at 2.5PN order. Quite interestingly, the terms quadratic in \mathbf{S}_{Kerr} appearing in Eq. (5.57) could also be eliminated with a suitable choice of the reference tetrad \tilde{e}_A . In fact, as stressed in Sec. III and in Ref. [23], a choice of the reference tetrad field corresponds to choosing a particular gauge for the particle's spin. In agreement with this interpretation, we find that the terms of Eq. (5.57) which are quadratic in \mathbf{S}_{Kerr} disappear if the initial tetrad (3.16a)–(3.16d) is changed to a different tetrad \tilde{e}'_A related to the original one by the following purely-spatial rotation:

$$\tilde{e}'^T = \tilde{e}^T, \quad \tilde{e}'_I = \mathcal{R}_{IJ} \tilde{e}_J, \quad (5.61)$$

where the rotation matrix \mathcal{R}_{IJ} is given by

$$\mathcal{R} = \mathcal{R}_Y \left[-\frac{a^2 X Z}{2R^4} \right] \mathcal{R}_X \left[-\frac{a^2 Y Z}{2R^4} \right], \quad (5.62)$$

$\mathcal{R}_X[\psi]$ and $\mathcal{R}_Y[\phi]$ being rotations of angles ψ and ϕ around the axis X and Y , respectively.

As a consistency check, we have verified that this new tetrad is the same as that used in Ref. [23] when computing the Hamiltonian in ADM coordinates, where those terms quadratic in \mathbf{S}_{Kerr} do not appear. We have checked this by transforming the new tetrad (5.61) from quasi-isotropic to ADM coordinates [which are related by the coordinate transformation (49) in Ref. [31]], and comparing it to the tetrad given in Eqs. (6.9a)–(6.9b) of Ref. [23], and find that the two tetrads agree through order $1/c^8$.

E. The effective-one-body Hamiltonian

In this section we first find the mapping between the masses μ , M and the spins $\boldsymbol{\sigma}$ and $\boldsymbol{\sigma}^*$ of the effective Hamiltonian derived in Sec V B, and those of the deformed-Kerr Hamiltonian derived in Secs. V C and V D, that is m , M , \mathbf{S}_{Kerr} and \mathbf{S}^* . Then, we derive the improved (resummed) EOB Hamiltonian.

As shown in Ref. [9], matching the non-spinning parts H_{NS} of these Hamiltonians forces us to identify the total mass M of the two black holes in the PN description with the deformed-Kerr mass M of the test-particle description, thus justifying our choice of using the same symbol for these two *a priori* distinct quantities. Similarly, we find that $m = \mu$ [9]. Assuming this mapping between the masses and imposing that the PN-expanded deformed-Kerr Hamiltonian given by Eqs. (5.53)–(5.60) coincides with the effective Hamiltonian given by Eqs. (5.27)–(5.29), we obtain the following mapping between the spins

$$\mathbf{S}^* = \boldsymbol{\sigma}^* + \frac{1}{c^2} \boldsymbol{\Delta}_{\sigma^*}, \quad (5.63)$$

$$\mathbf{S}_{\text{Kerr}} = \boldsymbol{\sigma} + \frac{1}{c^2} \boldsymbol{\Delta}_{\sigma}, \quad (5.64)$$

where we have set for simplicity $a(\eta) = 0$ and $b(\eta) = 0$ and where

$$\begin{aligned}
\boldsymbol{\Delta}_{\sigma} = & -\frac{1}{16} \left\{ 12\boldsymbol{\Delta}_{\sigma^*} + \eta \left[\frac{2M}{r} (4\boldsymbol{\sigma} - 7\boldsymbol{\sigma}^*) \right. \right. \\
& \left. \left. + 6(\hat{\mathbf{p}} \cdot \mathbf{n})^2 (6\boldsymbol{\sigma} + 5\boldsymbol{\sigma}^*) - \hat{\mathbf{p}}^2 (3\boldsymbol{\sigma} + 4\boldsymbol{\sigma}^*) \right] \right\}. \quad (5.65)
\end{aligned}$$

Here, $\boldsymbol{\Delta}_{\sigma^*}$ is an arbitrary function going to zero at least linearly in η when $\eta \rightarrow 0$, so as to get the correct test-particle limit. In fact, if $\boldsymbol{\Delta}_{\sigma^*}$ satisfies this condition and if we assume, as appropriate for black holes, $\mathbf{S}_{1,2} = \chi_{1,2} m_{1,2}^2$ (with $|\chi_{1,2}| \leq 1$ and constant)⁴, when $m_2 \sim 0$ we have $\mathbf{S}_{\text{Kerr}} = \mathbf{S}_1 + \mathcal{O}(m_2)$. Similarly, for $m_2 \sim 0$ the physical unrescaled spin of the effective particle is $\mathbf{S} = \mathbf{S}^* m/M = \mathbf{S}_2 + \mathcal{O}(m_2)^2$. The equations of motion of our initial Hamiltonian (3.9) coincide with the Papapetrou equations [23], which describe the motion of a spinning test-particle in a curved spacetime [38, 39]. Assuming the canonical commutation relations between x^i , p_j , \mathbf{S}_1 and \mathbf{S}_2 , we obtain that the Hamilton equations for the effective deformed-Kerr Hamiltonian are $\dot{y} = \dot{y}_{\text{P}} + \mathcal{O}(m_2)$. Here, the dot denotes a time derivative, y is a generic phase-space variable (x^i , p_j , \mathbf{S}_1 or \mathbf{S}_2), and

⁴ As noted by Ref. [21], a spin mapping such as ours also gives the correct test particle limit if $|\mathbf{S}_{1,2}|/m_{1,2} = \text{const.}$, but this scaling of the spins with the masses is not appropriate for black holes [37].

$\dot{y} = \dot{y}_P$ are the Papapetrou equations expressed in Hamiltonian form. Therefore, our mapping reproduces the correct test-particle limit, and the remainders Δ_{σ^*} and Δ_σ produce extra-accelerations of order $\mathcal{O}(m_2)$. This is comparable to the self-force acceleration [40], which appears at the next order in the mass ratio beyond the test-particle limit.

Although different choices for the function Δ_{σ^*} are in principle possible, we choose here

$$\Delta_{\sigma^*} = \frac{\eta}{12} \left[\frac{2M}{r} (7\sigma^* - 4\sigma) + \hat{p}^2 (3\sigma + 4\sigma^*) - 6(\hat{p} \cdot \mathbf{n})^2 (6\sigma + 5\sigma^*) \right], \quad (5.66)$$

which gives, when inserted into Eq. (5.65), $\Delta_\sigma = 0$. Because this form for Δ_{σ^*} is clearly not covariant under generic coordinate transformations, we choose instead the following form for the mapping of the spins, which is covariant at least as far as the square of the momentum is concerned:

$$\Delta_\sigma = 0, \quad (5.67)$$

$$\Delta_{\sigma^*} = \frac{\eta}{12} \left[\frac{2M}{r} (7\sigma^* - 4\sigma) + (Q - 1) (3\sigma + 4\sigma^*) - 6 \frac{\Delta_r}{\Sigma} (\hat{p} \cdot \mathbf{n})^2 (6\sigma + 5\sigma^*) \right], \quad (5.68)$$

where we have replaced \hat{p}^2 with $\gamma^{ij} \hat{p}_i \hat{p}_j = Q - 1$ [where Q is given in Eq. (5.52)] and $(\hat{p} \cdot \mathbf{n})^2 = \hat{p}_r^2$ with $\Delta_r (\hat{p} \cdot \mathbf{n})^2 / \Sigma = g^{rr} \hat{p}_r^2$. This form agrees with the previous mapping through order $1/c^2$, but differs from it at higher orders. Although neither this form is completely covariant, not even under a rescaling of the radial coordinate (as it still features a dependence on the radius r), it proved slightly better as far as the dynamics of the EOB model, analyzed in the next section, is concerned. In particular, the factor g^{rr} , which becomes zero at the horizon, quenches the increase of \hat{p}_r at small radii, thus giving a more stable behavior during the plunge subsequent to the inspiral. (A similar effect was observed in Ref. [22], where the radial momentum was expressed in tortoise coordinates to prevent it from diverging close to the horizon.)

Having determined the mass and spin mappings, we can write down the improved (resummed) Hamiltonian (or EOB Hamiltonian) for spinning black holes. To this purpose, it is sufficient to invert the mapping between the real and effective Hamiltonians [Eq. (5.26)]. In units in which $c = 1$, we obtain

$$H_{\text{real}}^{\text{improved}} = M \sqrt{1 + 2\eta \left(\frac{H_{\text{eff}}}{\mu} - 1 \right)}, \quad (5.69)$$

with

$$H_{\text{eff}} = H_S + \beta^i p_i + \alpha \sqrt{\mu^2 + \gamma^{ij} p_i p_j} + \mathcal{Q}_4(p) - \frac{\mu}{2M r^3} (\delta^{ij} - 3n^i n^j) S_i^* S_j^*. \quad (5.70)$$

Here, the $-\mu/(2M r^3)(\delta^{ij} - 3n^i n^j) S_i^* S_j^*$ term is the quadrupole deformation introduced in the previous section to account for the leading order coupling of the particle's spin with itself (see also Appendix A); β^i , α and γ^{ij} are computed using the deformed-Kerr metric, that is inserting Eqs. (5.36a)–(5.36e) into Eqs. (5.44)–(5.46); H_S is obtained by inserting Eqs. (5.31), (5.32), and Eqs. (5.47a)–(5.52) into Eqs. (4.17), (4.18) and (4.19). Lastly, the spin \mathbf{S}_{Kerr} enters this Hamiltonian through the parameter $a = |\mathbf{S}_{\text{Kerr}}|/M$ appearing in the deformed-Kerr metric.

Before completing this section, we want to discuss the deformation of the Kerr potentials Δ_t and Δ_r given in Eqs. (5.37) and (5.38), which play an important role in the EOB Hamiltonian (5.69). It is convenient to re-write the function Δ_t as

$$\Delta_t = r^2 \Delta_u(u), \quad (5.71)$$

$$\Delta_u(u) = A(u) + \frac{a^2}{M^2} u^2. \quad (5.72)$$

In previous EOB investigations the Padé summation was applied to the function Δ_u to enforce the presence of a zero, corresponding to the EOB horizon, both in the non-spinning [11] and spinning case [19, 21]. Reference [22] pointed out that when including the 4PN and 5PN terms in the function $A(u)$, the Padé summation generates poles if spins are present. Also, the Padé summation does not always ensure the existence of an innermost stable circular orbit (ISCO) for spins aligned and antialigned with the orbital angular momentum and, even when it does, the position of the ISCO does not vary monotonically with the magnitude of the spins. For these reasons, we propose here an alternative way of enforcing the existence of the EOB horizons. Working through 3PN order, we write

$$\Delta_u(u) = \bar{\Delta}_u(u) [1 + \eta \Delta_0 + \eta \log(1 + \Delta_1 u + \Delta_2 u^2 + \Delta_3 u^3 + \Delta_4 u^4)], \quad (5.73)$$

where

$$\bar{\Delta}_u(u) = \frac{a^2}{M^2} \left(u - \frac{M}{r_{\text{H},+}^{\text{EOB}}} \right) \left(u - \frac{M}{r_{\text{H},-}^{\text{EOB}}} \right) \quad (5.74)$$

$$= \frac{a^2 u^2}{M^2} + \frac{2u}{\eta K - 1} + \frac{1}{(\eta K - 1)^2}, \quad (5.75)$$

$$r_{\text{H},\pm}^{\text{EOB}} = \left(M \pm \sqrt{M^2 - a^2} \right) (1 - K \eta). \quad (5.76)$$

Here, $r_{\text{H},\pm}^{\text{EOB}}$ are the EOB horizons, which differ from the Kerr horizons when the adjustable parameter K is different from zero, and where the log is introduced to quench the divergence of the powers of u at small radii. We could in principle replace the logarithm with any other analytical function with no zeros (e.g., an exponential). However, when studying the dynamics of the EOB model (see Sec. VI) the results are more sensible if we choose a function, such as the logarithm, which softens the divergence of the truncated PN series.

The coefficients $\Delta_0, \Delta_1, \Delta_2, \Delta_3$ and Δ_4 can be derived by inserting Eq. (5.73) into Eq. (5.71), expanding through 3PN order, and equating the result to Eqs. (5.71)

$$\Delta_0 = K(\eta K - 2), \quad (5.77)$$

$$\Delta_1 = -2(\eta K - 1)(K + \Delta_0), \quad (5.78)$$

$$\Delta_2 = \frac{1}{2} \Delta_1 (-4\eta K + \Delta_1 + 4) - \frac{a^2}{M^2} (\eta K - 1)^2 \Delta_0, \quad (5.79)$$

$$\Delta_3 = \frac{1}{3} \left[-\Delta_1^3 + 3(\eta K - 1) \Delta_1^2 + 3\Delta_2 \Delta_1 - 6(\eta K - 1)(-\eta K + \Delta_2 + 1) - 3\frac{a^2}{M^2} (\eta K - 1)^2 \Delta_1 \right], \quad (5.80)$$

$$\Delta_4 = \frac{1}{12} \left\{ 6\frac{a^2}{M^2} (\Delta_1^2 - 2\Delta_2) (\eta K - 1)^2 + 3\Delta_1^4 - 8(\eta K - 1) \Delta_1^3 - 12\Delta_2 \Delta_1^2 + 12[2(\eta K - 1) \Delta_2 + \Delta_3] \Delta_1 + 12 \left(\frac{94}{3} - \frac{41}{32} \pi^2 \right) (\eta K - 1)^2 + 6[\Delta_2^2 - 4\Delta_3(\eta K - 1)] \right\}. \quad (5.81)$$

By construction, if we expand Eq. (5.73) in PN orders, K can only appear at 4PN and higher orders, because we must recover the PN expansion (5.37)–(5.41) through 3PN order. In this sense, K parameterizes our ignorance of the PN expansion at orders equal or higher than 4PN (i.e., K would not play any role if the PN series were known in its entirety). Similarly, we re-write the potential Δ_r [Eq. (5.38)] as

$$\Delta_r = \Delta_t D^{-1}(u), \quad (5.82)$$

$$D^{-1}(u) = 1 + \log[1 + 6\eta u^2 + 2(26 - 3\eta)\eta u^3]. \quad (5.83)$$

The coefficients in the above function $D^{-1}(u)$ are such that, when PN expanded, it gives the PN result (5.42), and the logarithmic dependence is once again chosen to quench the divergence of the truncated PN series.

Finally, let us stress that if we included PN orders higher than 3PN in the functions $A(u)$ and $D(u)$, we would need to add higher order coefficients Δ_i with $i > 4$ in Eq. (5.73).

VI. EFFECTIVE-ONE-BODY DYNAMICS FOR CIRCULAR, EQUATORIAL ORBITS

In this section we study the dynamics of the novel EOB model that we developed in Sec. V E. We will show that

- (i) Our EOB model has the correct test-particle limit, for both non-spinning and spinning black holes, for *generic* orbits and *arbitrary* spin orientations;
- (ii) There exist an ISCO when the spins are aligned or antialigned with the orbital angular momentum \mathbf{L} ;
- (iii) The radius, energy, total angular momentum, orbital angular momentum and frequency at the

and (5.72), with $A(u)$ given by its PN expansion (5.41). Doing so, we obtain

ISCO exhibit a smooth dependence on the binary mass-ratio and spins. Also, this dependence looks reasonable based on what we expect from the test-particle limit and from numerical-relativity simulations;

- (iv) The frequency at the ISCO for an extreme mass-ratio non-spinning black-hole binary agrees with the exact result computed by Ref. [41];
- (v) During the plunge subsequent to the ISCO, the orbital frequency of black-hole binaries with spins aligned or antialigned with \mathbf{L} grows and reaches a maximum, after which it decreases. The radius at which the frequency peaks is very close to the radius of the equatorial, circular light ring (or photon orbit). This feature generalizes the non-spinning behavior [9], and it has a clear physical interpretation in terms of frame-dragging. As in the non-spinning case [9], it provides a natural time at which to match the two-body description of the inspiral and plunge to the one-body description of the merger and ringdown.

We stress that only (i) applies to generic orbits and spin orientations, while (ii), (iii), (iv) and (v) are true for black-hole binaries with spins aligned or antialigned with \mathbf{L} . (It should be noted that circular or spherical orbits, and therefore the ISCO, are not even present for generic orbits and spin orientations, because the system is not integrable, not even in the test-particle limit [37]). While we will tackle the study of generic orbits and arbitrary spin orientations in a follow-up paper, we argue that the preliminary study presented here is already sufficient to illustrate the potential of the novel EOB model. We recall [22] that the only existing EOB model for spinning black-hole binaries, proposed in Refs. [19, 21], (i) reproduces only approximately the test particle limit; (ii) when

including non-spinning terms at 4PN and 5PN order, it does not always present an ISCO for binaries with spins parallel to \mathbf{L} , and when it does the spin dependence of quantities evaluated at the ISCO is unusual; (iii) generally, the orbital frequency does not peak during the plunge, making the prediction of the matching time from the two-body to the one-body description quite problematic.

Let us now go through the points of the list that we presented at the beginning of this section. In order to prove point (i) we first need to observe that the deformed metric (5.36a)–(5.36e) [with the potentials Δ_r and Δ_t given by Eqs. (5.82) and (5.73)] reduces to the Kerr metric as $\eta \rightarrow 0$, and the deformation is linear in η when $\eta \sim 0$. Therefore, the acceleration produced by this deformation on the test-particle is comparable to the self-force acceleration, which appears at the next order in the mass ratio beyond the test-particle limit. Second, as already proved in Sec. V E, the mapping (5.63)–

(5.64) of the spins reduces to $\mathbf{S}_{\text{Kerr}} = \mathbf{S}_1 + \mathcal{O}(m_2)$ and $\mathbf{S} = \mathbf{S}^* m/M = \mathbf{S}_2 + \mathcal{O}(m_2)^2$ when $m_2 \sim 0$, where the remainders produce accelerations which are again comparable to the self-force acceleration.

To prove points (ii), (iii), (iv) and (iv), we need to write the effective EOB Hamiltonian (5.70) for equatorial orbits and for spins parallel to the orbital angular momentum (chosen to be along the z -axis). We obtain

$$H_{\text{eff}} = H_S + \beta^i p_i + \alpha \sqrt{\mu^2 + \gamma^{ij} p_i p_j} + \mathcal{Q}_4(p) - \frac{\mu}{2M r^3} S_*^2, \quad (6.1)$$

$$H_S = g_{\text{SO}}^{\text{eff}} \mathbf{L} \cdot \mathbf{S}^* + g_{\text{SS}}^{\text{eff}} S^*, \quad (6.2)$$

where

$$g_{\text{SO}}^{\text{eff}} = \frac{e^{2\nu-\tilde{\mu}} \left[-\sqrt{Q} \Delta_r (\tilde{B}_r - 2\tilde{B} \nu_r) + (e^{\tilde{\mu}+\nu} - \tilde{B}) (\sqrt{Q} + 1) + (\tilde{B} \nu_r - \tilde{B}_r) \sqrt{\Delta_r} \right]}{\tilde{B}^2 M (\sqrt{Q} + 1) \sqrt{Q}}, \quad (6.3)$$

$$g_{\text{SS}}^{\text{eff}} = \frac{\mu}{M} \left[\omega + \frac{1}{2} \tilde{B} e^{-\tilde{\mu}-\nu} \omega_r \sqrt{\Delta_r} + \left(\frac{L_z^2}{\mu^2} - \tilde{B}^2 e^{-2(\tilde{\mu}+\nu)} \Delta_r \frac{p_r^2}{\mu^2} \right) \frac{e^{\nu-\tilde{\mu}} \omega_r \sqrt{\Delta_r}}{2\tilde{B} (\sqrt{Q} + 1) \sqrt{Q}} \right], \quad (6.4)$$

with

$$Q = 1 + \frac{\Delta_r p_r^2}{\mu^2 r^2} + \frac{L_z^2 r^2}{\mu^2 (\varpi^4 - a^2 \Delta_t)}. \quad (6.5)$$

The above equations can be evaluated explicitly by using Eqs. (5.31), (5.32), (5.47a)–(5.47d), (5.48)–(5.50), (5.71)–(5.82). To calculate the radius and the orbital angular momentum at the ISCO for the EOB model, we insert Eq. (6.1) into the real EOB Hamiltonian (5.69), and solve numerically the following system of equations [9]

$$\frac{\partial H_{\text{real}}^{\text{improved}}(r, p_r = 0, L_z)}{\partial r} = 0, \quad (6.6)$$

$$\frac{\partial^2 H_{\text{real}}^{\text{improved}}(r, p_r = 0, L_z)}{\partial r^2} = 0, \quad (6.7)$$

with respect to r and L_z . Moreover, the frequency for circular orbits is given by

$$\Omega = \frac{\partial H_{\text{real}}^{\text{improved}}(r, p_r = 0, L_z)}{\partial L_z}, \quad (6.8)$$

which follows immediately from the Hamilton equations because $L_z = p_\phi$. Finally the binding energy is $E_{\text{bind}} = H_{\text{real}}^{\text{improved}} - M$.

Henceforth, we set the adjustable frame-dragging parameter $\omega_{\text{fd}} = 0$ [see Eq. (5.40)] and write K in Eq. (5.76)

as a polynomial of second order in η ,

$$K(\eta) = K_0 + K_1 \eta + K_2 \eta^2. \quad (6.9)$$

K_0 , K_1 and K_2 being constants. We find that if we impose

$$K(1/4) = \frac{1}{2}, \quad \frac{dK}{d\eta}(1/4) = 0 \quad (6.10)$$

the functional dependence on η and χ of several physical quantities evaluated at the ISCO is quite smooth and regular. Therefore, imposing these constraints we obtain

$$K(\eta) = K_0 (1 - 4\eta)^2 + 4(1 - 2\eta)\eta. \quad (6.11)$$

It is worth noting that the values of K and $dK/d\eta$ at $\eta = 1/4$ have a more direct meaning than the coefficients K_1 and K_2 . In fact, current numerical-relativity simulations can evolve binary black holes with $\eta \approx 0.25$ (with only few runs having $\eta \sim 0.1$). Thus, they can determine $K(1/4) - 1/2$, while the value of $(dK/d\eta)(1/4)$ can be hopefully determined when more numerical simulations with $\eta = 0.1$ – 0.25 become available.

Hereafter, we will use Eq. (6.11) and set $K_0 = 1.4467$. The latter is determined by requiring that the ISCO frequency for extreme mass-ratio non-spinning black-hole binaries agrees with the exact result of Ref. [41], which

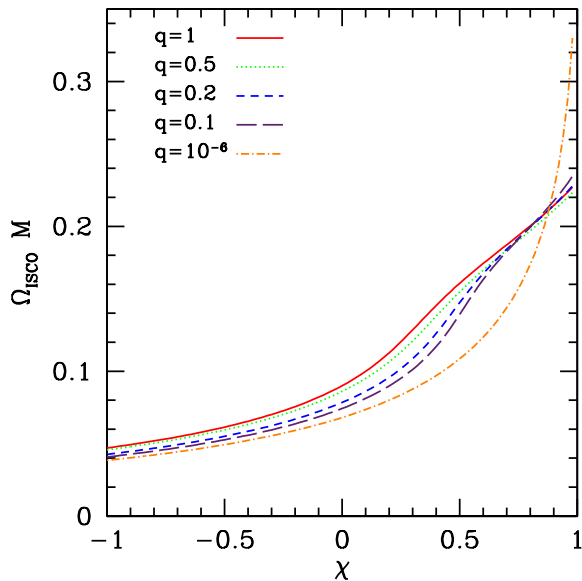


FIG. 1: The frequency at the EOB ISCO for binaries with mass ratio $q = m_2/m_1$ and with $\chi_1 = \chi_2 = \chi$. As expected, the frequency increases with χ for a given mass ratio, while for fixed χ it increases with q if $\chi \lesssim 0.9$, while it decreases with q if χ is almost extremal (see text for details).

computed the shift of the ISCO frequency due to the conservative part of self-force (see also Ref. [42] where the result of Ref. [41] was compared to the non-spinning EOB prediction which resums the function (5.41) *à la* Padé.).⁵

In Fig. 1 we plot the orbital frequency at the ISCO for binaries with mass ratio $q = m_2/m_1$ ranging from 10^{-6} to 1 and spins aligned with \mathbf{L} . In particular, denoting by $S_{1,2} = \chi_{1,2} m_{1,2}^2$ the projections of the spins along the direction of \mathbf{L} , we consider binaries with $\chi_1 = \chi_2 = \chi$. We see that the ISCO frequency increases with the magnitude of the spins χ if the mass ratio is fixed, as expected from the test-particle case. Also, if the spins are kept fixed and small, the ISCO frequency increases with the mass-ratio, as it should be to reproduce the results of numerical-relativity simulations (see, e.g., the non-spinning EOB models of Ref. [6, 7]). However, if the spins are close to $\chi = 1$, the ISCO frequency decreases when the mass ratio increases. This crossover is mirrored by a similar behavior of other quantities evaluated at the ISCO — such as the energy, the orbital angular momentum, and the coordinate radius — and its physical meaning can be explained as follows. When comparable-

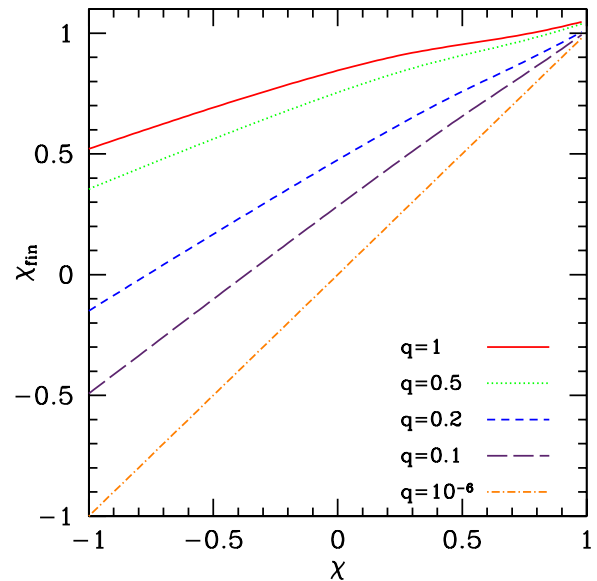


FIG. 2: The final spin parameter χ_{fin} as inferred at the EOB ISCO, for binaries with mass ratio $q = m_2/m_1$ and with $\chi_1 = \chi_2 = \chi$. As expected, χ_{fin} flattens for large χ in the comparable mass case (see text for details).

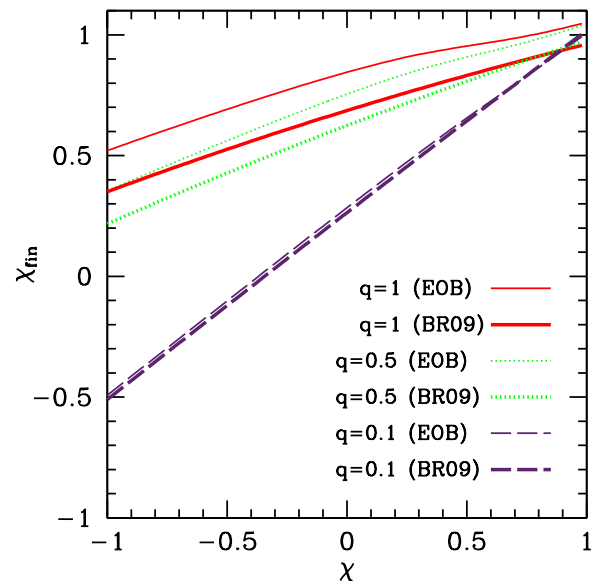


FIG. 3: The final spin parameter χ_{fin} as inferred at the EOB ISCO for binaries with mass ratio $q = m_2/m_1$ and with $\chi_1 = \chi_2 = \chi$, compared to the remnant’s final spin parameter predicted by the formula presented in Ref. [43] (“BR09”), which accurately reproduces numerical-relativity results. The EOB model and the BR09 formula agree when the mass ratio is small ($q = 0.1$), because the emission during the plunge, merger and ringdown is negligible in this case. For $q = 0.5$ and $q = 1$, there is an offset, because the EOB result, at this stage, neglects the gravitational-wave emission during the plunge, merger and ringdown (see text for details).

⁵ We stress that the most general form of $K(\eta)$ can include terms depending on a^2 , with $a = |\mathbf{S}_{\text{Kerr}}|/M$. In particular, a term *not* depending on η and proportional to a^2 could be determined by a calculation similar to that in Ref. [41], that is by computing the shift of the ISCO frequency caused by the conservative part of the self-force, for a non-spinning test-particle in a Kerr spacetime.

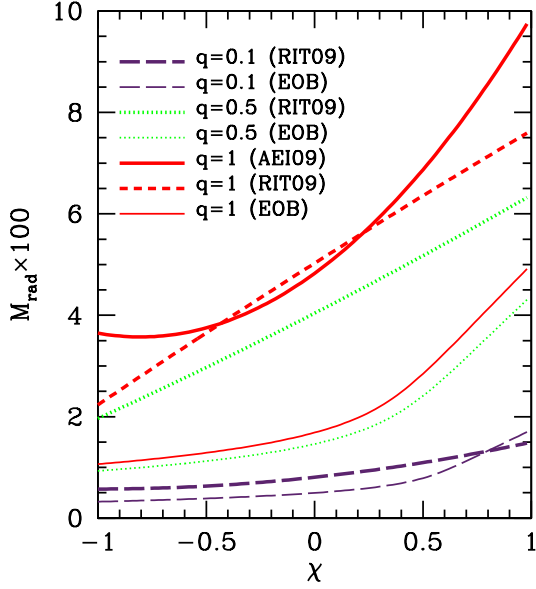


FIG. 4: The mass loss inferred at the EOB ISCO for binaries with mass ratio $q = m_2/m_1$ and with $\chi_1 = \chi_2 = \chi$, compared to the total mass lost during the inspiral, merger and ringdown, as predicted by the formulas presented in Ref. [44] (“AEI09”) and in Ref. [45] (“RIT09”), which reproduce numerical-relativity results, although with different accuracies because of the different parameter regions they cover (see the text for details). The EOB model and the AEI09 and RIT09 fits agree when the mass ratio is small ($q = 0.1$), while there is an offset for $q = 0.5$ and $q = 1$. The reason is that the ringdown emission, which is negligible for small mass-ratios, is not taken into account by our EOB model at this stage.

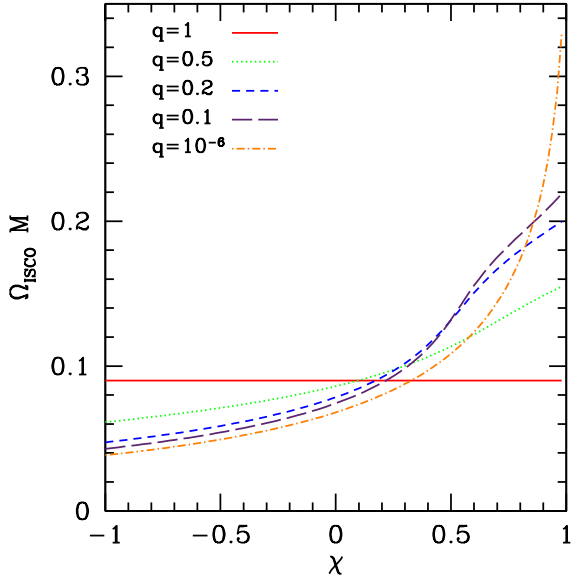


FIG. 5: The frequency at the EOB ISCO for binaries with mass ratio $q = m_2/m_1$ and with $\chi_1 = -\chi_2 = \chi$. As expected, the frequency is constant in the equal-mass case, because the spins of the two black holes cancel out (see text for details).

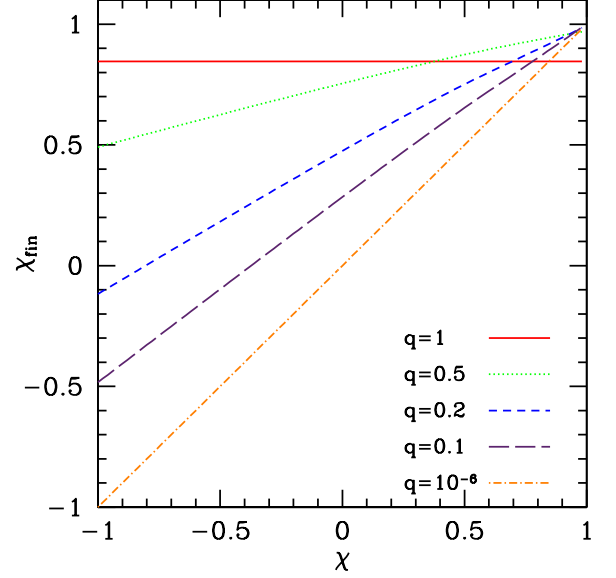


FIG. 6: The final spin parameter χ_{fin} as inferred at the EOB ISCO, for binaries with mass ratio $q = m_2/m_1$ and with $\chi_1 = -\chi_2 = \chi$. The results are the same for all equal-mass binaries, for which the spins of the two black holes cancel out (see text for details).

mass almost-extremal black holes merge, the resulting black-hole remnant has a spin parameter that is slightly smaller than the spin parameters of the parent black holes. This is a consequence of the cosmic censorship conjecture (see Ref. [46] and references therein) which prevents black holes with spin $\chi > 1$ to be formed [47]. Therefore, because in the EOB model the position, and therefore the frequency, of the ISCO (together with the loss of energy and angular momentum during the plunge) regulate the final spin of the remnant, and because for an isolated black hole the ISCO frequency increases with the spin, any EOB model that satisfies the cosmic censorship conjecture must have an ISCO frequency that slightly decreases with the mass ratio when $\chi \sim 1$. This interpretation can be confirmed by computing the final spin of the remnant black hole as estimated at the ISCO. We have

$$\chi_{\text{fin}} = \frac{S_1 + S_2 + L_{\text{ISCO}}}{(M + E_{\text{ISCO}}^{\text{bind}})^2}, \quad (6.12)$$

which is plotted in Fig. 2. Although the final spin gets slightly larger than 1 for high initial spins (because we are neglecting here the energy and angular momentum emitted during the plunge, merger and ringdown), the curves are remarkably smooth and monotonic (see the corresponding Fig. 5 of Ref. [21]) and they flatten at high initial spins, as expected. In particular, in Fig. 3 we focus on mass ratios $q = 1$, $q = 0.5$ and $q = 0.1$, and plot the final spin χ_{fin} as inferred from the ISCO energy and angular momentum, together with the final spin of the remnant predicted by the formula presented

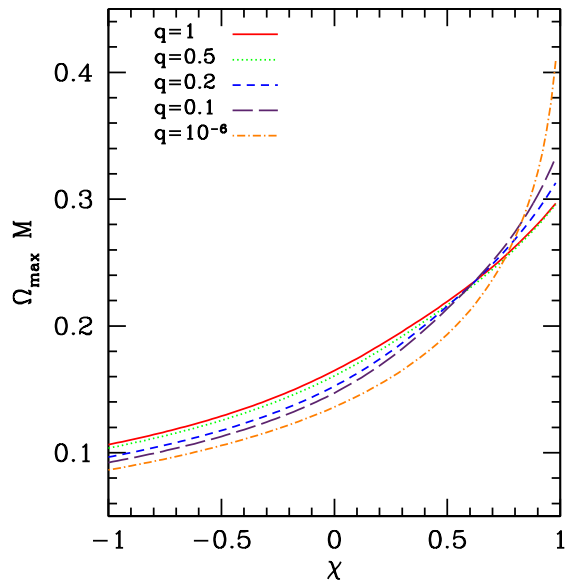


FIG. 7: The maximum of the EOB orbital frequency during the plunge, for binaries with mass ratio $q = m_2/m_1$ and with $\chi_1 = \chi_2 = \chi$. As expected, the frequency increases with χ for a given mass ratio, while for fixed χ it increases with q if $\chi \lesssim 0.9$, while it decreases with q if χ is almost extremal (see text for details).

in Ref. [43] which accurately reproduce the numerical-relativity results (see also Refs. [45, 49, 50, 51, 52, 53, 54] for other formulas for the final spin of the remnant). It is remarkable that in spite of the offset between the predictions of the formula of Ref. [43] and the EOB result, which is due to neglecting the energy and angular momentum emitted during plunge, merger and ringdown, the qualitative behavior of the curves in Fig. 3 is the same. Also, we observe that the difference between corresponding curves decreases with the mass ratio, with the EOB and the numerical-relativity-based results being in very good agreement for $q = 0.1$. This happens because the energy and angular momentum emitted during plunge, merger and ringdown become negligible for small mass-ratios.⁶ Similarly, in Fig. 4 we plot the binding energy at the ISCO for mass ratios $q = 1$, $q = 0.5$ and $q = 0.1$ and compare it with fits to numerical-relativity data for the total mass radiated in gravitational waves during the inspiral, merger and ringdown. In particular, for the $q = 1$ case we use the fit in Ref. [44] (“AEI09”), while for $q = 0.5$ and $q = 0.1$ we use the fit recently proposed by Ref. [45] (“RIT09”). While the AEI fit is more accurate than the RIT one for the particular configura-

tion considered here (see Fig. 11 and related discussion in Ref. [44]), the AEI fit is only applicable for comparable-mass binaries⁷, and for this reason we resort to the more general RIT fit in the $q = 0.5$ and $q = 0.1$ cases. [In Fig. 4 we show the predictions of both the AEI and the RIT fit in the $q = 1$ case. Being the AEI fit more accurate, its difference from the RIT fit gives an idea of the error bars which should be applied to the predictions of the RIT fit for $q = 0.5$ and $q = 0.1$.]

In Figs. 5 and 6 we present similar results, for the ISCO frequency and for the final spin estimated at the ISCO, in the case of spins antialigned with the orbital angular momentum. The most apparent feature of these figures is that, in the equal-mass case, the quantities under consideration are independent of χ . This happens because in this case the spins S_1 and S_2 are equal and opposite, which results in a zero value for the spins S_{Kerr} and S^* entering the EOB Hamiltonian (5.69). As such, in the EOB model, equal-mass binaries with equal and opposite spins behave as non-spinning binaries. This feature, which is also shared by the PN-expanded Hamiltonian, until the PN order which is currently known, is also in agreement with the results of numerical simulations. In fact, equal-mass binaries with equal and opposite spins would be indistinguishable with LISA, Virgo and LIGO observations [44, 55]. Except for this feature, and similarly to the aligned case discussed above, the behavior of the curves in Figs. 5 and 6 is quite smooth and regular when going from the equal-mass case to the test-particle case.

In Fig. 7 we plot the maximum value of the orbital frequency during the plunge subsequent to the inspiral, for binaries with mass ratio $q = m_2/m_1$ and with $\chi_1 = \chi_2 = \chi$. More precisely, we assume that the particle starts off with no radial velocity at the ISCO (thus having angular momentum L_{ISCO} and energy E_{ISCO}), and we compute p_r assuming that the energy and angular momentum are conserved during the plunge. We find that the orbital frequency presents a peak for any value of the spins and any mass ratio, and we denote the value of the frequency at the peak with $M\Omega_{\max}$. We note that the behavior of $M\Omega_{\max}$ as a function of the mass ratio is similar to that of $M\Omega_{\text{ISCO}}$. In particular, its dependence on η changes sign when going from small to large spins.

The physical interpretation of the peak of the orbital frequency is that the frequency increases as the effective particle spirals in, but when the effective particle gets close to the black hole, the orbital frequency has to decrease because the particle’s motion gets locked to the horizon (this is a well-known phenomenon, see for instance Ref. [56, 57] for some of its effect on the test-

⁶ This can be seen by noting that, for a test-particle with mass m around a black hole with mass M , the final plunge lasts a dynamical time $\sim M$ [9], while the inspiral from large radii to the ISCO lasts $\sim M^2/m$.

⁷ The limited applicability of the AEI fit (which is only valid for equal-mass binaries with spins aligned or anti-aligned) is indeed one reason why it turns out to be more accurate, for the configuration under consideration, than the RIT fit, which is instead applicable to more generic binaries.

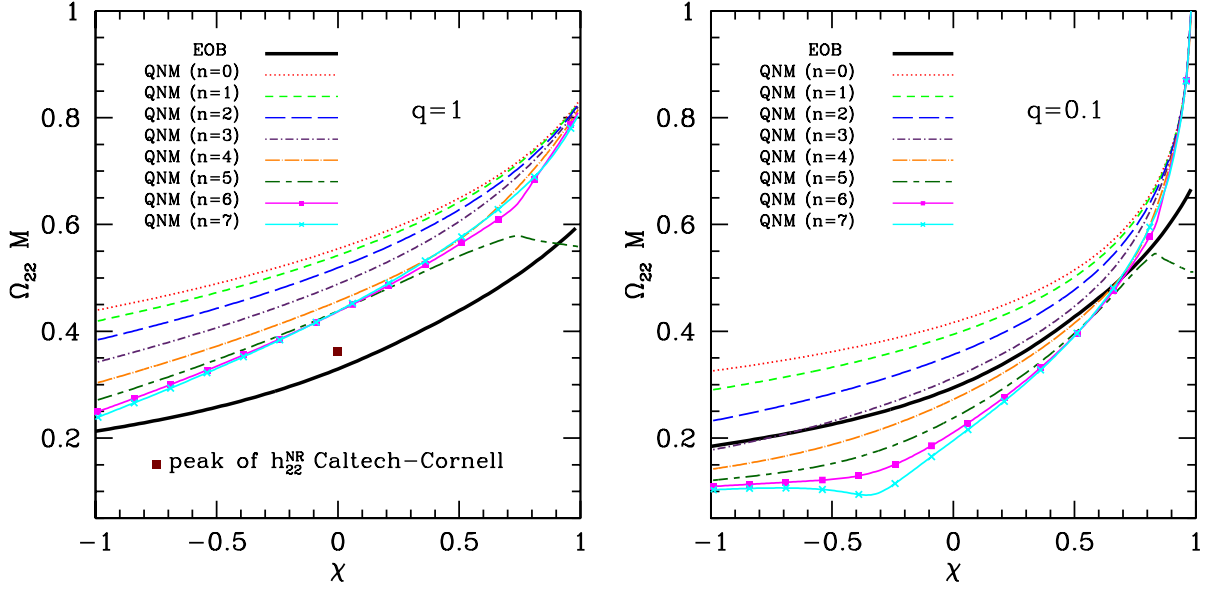


FIG. 8: For binaries with mass ratio $q = m_2/m_1 = 1$ (left panel) and $q = m_2/m_1 = 0.1$ (right panel) and with spin parameters $\chi_1 = \chi_2 = \chi$, we plot twice the maximum of the EOB orbital frequency during the plunge against the frequencies of the first 8 overtones of the $\ell = 2$, $m = 2$ quasi-normal mode of a Kerr black hole. The quasi-normal mode frequency is computed using the final spin and final mass of the remnant. The final spin is estimated by applying the formula of Ref. [43], while for the final mass we use the formula of Ref. [44] (“AEI09”) in the $q = 1$ case and that of Ref. [45] (“RIT09”) in the $q = 0.1$ case. As can be seen, in the $q = 0.1$ case the peak frequencies lie among the high overtones of the $\ell = 2$, $m = 2$ mode, while in the $q = 1$ case they are generally lower than them. In the $q = 1$ case we also show the numerical gravitational-wave frequency at the peak of the h_{22} mode when $\chi = 0$. This gravitational-wave frequency coincides with (twice) the maximum of the EOB orbital frequency at the time when the matching of the quasi-normal modes is performed in the non-spinning EOB model of Ref. [7]. The numerical gravitational-wave frequency is computed from the numerical simulation of Refs. [48] (“Caltech-Cornell”).

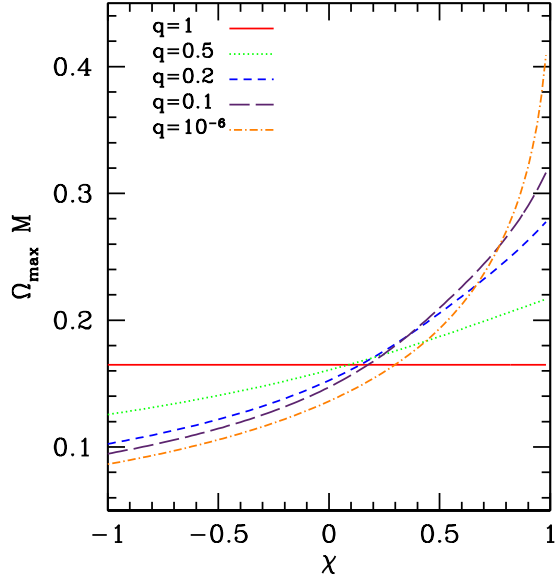


FIG. 9: The maximum of the EOB orbital frequency during the plunge, for binaries with mass ratio $q = m_2/m_1$ and with $\chi_1 = -\chi_2 = \chi$. The results are the same for all equal-mass binaries, for which the spins of the two black holes cancel out (see text for details).

particle dynamics). Said in another way, the orbital frequency of the effective particle for an observer at infinity goes to a constant (or to zero in the non-spinning case [9]) on the EOB horizon. As a consequence, the peak in the frequency can be used to signal the transition between two regimes [9]: one in which the deformed black hole and the effective particle have different frequencies and one in which the two bodies basically move and radiate as a single perturbed black hole. For this reason the peak of the frequency provides the EOB approach with the natural point where to switch to the one-body description, i.e., the point where to start describing the gravitational waveforms as a superposition of quasi-normal modes.

We find that the values of $M\Omega_{\max}$ are roughly those needed to attach the quasi-normal modes used in EOB models to describe the merger and the ringdown [6, 7, 22]. This is shown in Fig. 8, where we plot twice the maximum of the orbital frequency, $M\Omega_{22}$ for binaries with $q = 1$ (left panel) and $q = 0.1$ (right panel) and with spins $\chi_1 = \chi_2 = \chi$. We compare $M\Omega_{22}$ with the frequency of the first 8 overtones of the $\ell = 2$, $m = 2$ quasi-normal mode of a Kerr black hole, computed using the final spin and the final mass of the black-hole remnant [58]. [The final spin parameter is estimated by applying the formula of Ref. [43], while for the final mass we use the formula

of Ref. [44] (“AEI09”) in the $q = 1$ case and the one of Ref. [45] (“RIT09”) in the $q = 0.1$ case.] In the $q = 1$ case we also mark the numerical gravitational-wave frequency at the peak of the h_{22} mode when $\chi = 0$. This gravitational-wave frequency coincides with (twice) the maximum of the EOB orbital frequency at the time when the matching of the quasi-normal modes is performed in the non-spinning EOB model of Ref. [7]. The numerical gravitational-wave frequency is computed from the numerical simulation of Refs. [48] (“Caltech-Cornell”). As can be seen, while in the $q = 0.1$ case the peak frequencies lie among the high overtones of the $\ell = 2, m = 2$ quasi-normal mode, in the $q = 1$ case they are generally lower than them. Quite interestingly, we find that the values of $M\Omega_{22}$ for $\chi \gtrsim 0.4$ can be increased up to the frequencies of the quasi-normal modes by assuming $\omega_{\text{fd}} \sim 30\text{--}70$ in Eq. (5.40). Nevertheless, the frequencies that we obtain are comparable to those used for the matching with the quasi-normal modes in Ref. [7, 22], and we therefore expect such a matching to be possible also in our EOB model.

Also, it is interesting to note that the position r_{max} of the frequency peak is quite close (to within 8%) to the position of the light ring (or circular photon orbit). This fact, which holds exactly in the non-spinning case [9], further confirms that the potential barrier for massless particles (such as gravitational waves) lies at $r \sim r_{\text{max}}$.

Finally, in Fig. 9 we show the maximum value of the orbital frequency during the plunge for binaries with mass ratio $q = m_2/m_1$ and with $\chi_1 = -\chi_2 = \chi$. As for the ISCO quantities, the dependence on the spins and the mass ratios is much simpler than in the aligned case, with the black-hole spins cancelling out in the equal mass-case and thus giving results which are independent of χ . Also, we see a smooth transition from the equal-mass to the extreme mass-ratio case, that our model reproduces exactly. Also in this antialigned case, the radius r_{max} agrees with the light-ring position to within 4%.

VII. CONCLUSIONS

In this paper, building on Ref. [23], we computed the Hamiltonian of a spinning test particle, at linear order in the particle’s spin, in an axisymmetric stationary metric and in quasi-isotropic coordinates. Then, by applying a coordinate transformation, we derived the Hamiltonian of a spinning test particle in Kerr spacetime in Boyer-Lindquist coordinates

We used those results to construct an improved EOB Hamiltonian for spinning black holes. To achieve this goal, we followed previous studies [19, 21] and mapped the real two-body dynamics into the dynamics of an effective particle with mass μ and spin \mathbf{S}_* moving in a deformed-Kerr spacetime with spin \mathbf{S}_{Kerr} , the symmetric mass-ratio of the binary, η , acting as the deformation parameter.

To derive the improved EOB Hamiltonian, we pro-

ceeded as follows. First, we applied a suitable canonical transformation to the real ADM Hamiltonian and worked out the PN-expanded effective Hamiltonian through the relation

$$\frac{H_{\text{eff}}}{\mu} = \frac{H_{\text{real}}^2 - m_1^2 - m_2^2}{2m_1 m_2}. \quad (7.1)$$

Then, we found an appropriate deformed-Kerr metric such that the corresponding Hamiltonian, when expanded in PN orders, coincided with the PN-expanded effective Hamiltonian through 3PN order in the non-spinning terms, and 2.5PN order in the spinning terms.

The (resummed) improved EOB Hamiltonian is then found by inverting Eq. (7.1), which gives

$$H_{\text{real}}^{\text{improved}} = M \sqrt{1 + 2\eta \left(\frac{H_{\text{eff}}}{\mu} - 1 \right)}, \quad (7.2)$$

with H_{eff} given by Eq. (5.70), where α and γ^{ij} are obtained by inserting Eqs. (5.36a)–(5.36e) into Eqs. (5.44)–(5.46); where H_S is obtained by inserting Eqs. (5.31), (5.32), and Eqs. (5.47a)–(5.52) into Eqs. (4.17), (4.18) and (4.19); and where the effective particle’s spin \mathbf{S}^* and the deformed-Kerr spin \mathbf{S}_{Kerr} (with $a = |\mathbf{S}_{\text{Kerr}}|/M$) are expressed in terms of the real spins by means of Eqs. (5.63), (5.64), (5.2) and (5.3).

The crucial EOB metric potential for quasi-circular motion is the potential $\Delta_t(r)$ (which reduces in the non-spinning case to the radial potential $A(r)$ of Refs. [9, 10]). To guarantee the presence of an inner and outer horizons in the EOB metric, we proposed to re-write the potential $\Delta_t(r)$ in a suitable way [see Eqs. (5.71) and (5.73)], introducing the adjustable EOB parameter $K(\eta)$ regulating the higher-order, unknown PN terms. The reason why we did not re-write the potential $\Delta_t(r)$ using the Padé summation [21] is because Ref. [22] found that when including non-spinning terms at 4PN and 5PN order, the Padé summation produces spurious poles, does not always ensure the presence of an ISCO for binaries with spins parallel to \mathbf{L} and, even when it does, the spin dependence of physical quantities evaluated at the ISCO is quite unusual.

Restricting the study to circular orbits in the equatorial plane and assuming spins aligned or antialigned with the orbital angular momentum, we investigated several features of our improved EOB Hamiltonian. Using an expression of the EOB adjustable parameter $K(\eta)$ which reproduces the self-force results in the non-spinning extreme mass-ratio limit [41, 42], we computed the orbital frequency at the EOB ISCO, we estimated the final spin from the EOB ISCO, and the maximum orbital frequency during the plunge. We found that these predictions are quite smooth and regular under a variation of η and of the black-hole spins. Quite interestingly, the maximum of the orbital frequency during the plunge always exists and is close to the light-ring position, as in the non-spinning case [9]. For this reason, as in the non-spinning case [9], the orbital-frequency peak can be used within the EOB

to mark the matching time at which the merger and ring-down start, i.e., the time when, in the EOB formalism, the gravitational waveforms start being described by a superposition of quasi-normal modes. This will be useful in future comparisons of the EOB model with numerical-relativity simulations.

The results of Sec. VI are an example of the performances that our improved EOB Hamiltonian can achieve. We expect several refinements to be possibly needed when comparing our EOB model with accurate numerical-relativity simulations of binary black holes. We may, for example, extend our model to reproduce also the next-to-leading order spin-spin couplings, which are known and appear at 3PN order [28, 29, 30, 33, 34, 35, 36]. Also, we might introduce a different mapping between the black-hole spins \mathbf{S}_1 , \mathbf{S}_2 and \mathbf{S}_* , \mathbf{S}_{Kerr} , a different form of the adjustable parameter $K(\eta)$, and rewrite differently the EOB metric potential $\Delta_t(r)$. We could also introduce in it the adjustable parameters a_5 and a_6 at 4PN and 5PN order, respectively. Moreover, other choices of the reference tetrad used to work out the Hamiltonian for a spinning test-particle in an axisymmetric stationary spacetime could be in principle used, leading to a different (canonically related) EOB Hamiltonian. Lastly, the mapping (7.1)-(7.2) could be modified by introducing a dependence on the spin variables.

In conclusion, the most remarkable feature of our improved EOB Hamiltonian is that in the extreme mass-ratio limit, it exactly reproduces the Hamiltonian of a spinning test particle in a Kerr spacetime, at linear order in the particle's spin and at all PN orders.

Acknowledgments

We thank Yi Pan for several useful discussions. E.B. and A.B. acknowledge support from NSF Grants No. PHYS-0603762 and PHY-0903631. A.B. also acknowledges support from NASA grant NNX09AI81G.

APPENDIX A: INCORPORATING SPIN-SPIN COUPLINGS IN THE EFFECTIVE-ONE-BODY HAMILTONIAN

The Hamiltonian for a spinning particle in a Kerr spacetime that we derived in Sec. IV, and the Hamiltonian for a spinning particle in a deformed-Kerr spacetime that we derived in Sec. VC are only valid at linear order in the particle's spin. However, as suggested in Ref. [19], we can introduce the terms that are quadratic in the particle's spin by modifying the quadrupole moment of the Kerr metric.

In particular, we can add a quadrupole which is quadratic in the particle's spin to the quadrupole of the Kerr metric (which is quadratic in \mathbf{S}_{Kerr}). The expres-

sion for the metric perturbation corresponding to a slight change of the Kerr quadrupole can be extracted from the Hartle-Thorne metric [59, 60], which describes the spacetime of a slowly rotating star. Ref. [61] gives this expression in quasi-Boyer-Lindquist coordinates (i.e., in coordinates that reduce to Boyer-Lindquist coordinates if the quadrupole perturbation is zero, thus reducing the spacetime to pure Kerr). This is exactly what is needed for our purposes, since we work in quasi-Boyer-Lindquist coordinates too.

In particular, our procedure for introducing the terms which are quadratic in the particle's spin into our Hamiltonian consists of modifying the effective metric (5.36a)–(5.36e) by adding the quadrupole metric

$$h^{\mu\nu} = \frac{1}{M^4} Q^{ij} S_i^* S_j^* \bar{h}^{\mu\nu}, \quad (\text{A1})$$

where the quadrupole tensor Q_{ij} is given by

$$Q_{ij} = \delta_{ij} - 3n_i n_j, \quad (\text{A2})$$

and $\bar{h}^{\mu\nu}$ is given by [61]

$$\bar{h}^{tt} = \frac{1}{1 - 2M/r} \mathcal{F}_1(r), \quad \bar{h}^{ti} = 0, \quad (\text{A3})$$

$$\bar{h}^{ij} = -\mathcal{F}_2(r) \left\{ \delta_{ij} - n_i n_j \left[1 + \left(1 - \frac{2M}{r} \right) \frac{\mathcal{F}_1(r)}{\mathcal{F}_2(r)} \right] \right\}. \quad (\text{A4})$$

The functions $\mathcal{F}_{1,2}(r)$ in the above equation are derived in Ref. [61] by transforming the Hartle-Thorne metric to quasi-Boyer-Lindquist coordinates, and are given by

$$\mathcal{F}_1(r) = -\frac{5(r-M)}{8Mr(r-2M)} (2M^2 + 6Mr - 3r^2) - \frac{15r(r-2M)}{16M^2} \ln \left(\frac{r}{r-2M} \right), \quad (\text{A5})$$

$$\mathcal{F}_2(r) = \frac{5}{8Mr} (2M^2 - 3Mr - 3r^2) + \frac{15}{16M^2} (r^2 - 2M^2) \ln \left(\frac{r}{r-2M} \right). \quad (\text{A6})$$

Because at large radii $\mathcal{F}_2(r) \approx -\mathcal{F}_1(r) \approx (M/r)^3$, we see that the deformation $h^{\mu\nu}$, when inserted in the Hamiltonian (5.43), gives the correct leading-order (2PN) coupling of the particle's spin with itself. Keeping only the leading-order term created by $h^{\mu\nu}$, the effective EOB Hamiltonian therefore becomes

$$H = H_S + \beta^i p_i + \alpha \sqrt{m^2 + \gamma^{ij} p_i p_j} + \mathcal{Q}_4(p) - \frac{m}{2Mr^3} Q^{ij} S_i^* S_j^*. \quad (\text{A7})$$

-
- [1] S. J. Waldman (LIGO Scientific Collaboration), *Class. Quantum Grav.* **23**, S653 (2006).
 - [2] F. Acernese et al. (Virgo Collaboration), *Class. Quant. Grav.* **25**, 114045 (2008).
 - [3] B. F. Schutz, *Class. Quant. Grav.* **26**, 094020 (2009).
 - [4] A. Buonanno, Y. Pan, J. G. Baker, J. Centrella, B. J. Kelly, S. T. McWilliams, and J. R. van Meter, *Phys. Rev. D* **76**, 104049 (2007).
 - [5] P. Ajith, S. Babak, Y. Chen, M. Hewitson, B. Krishnan, A. M. Sintes, J. T. Whelan, B. Brügmann, P. Diener, N. Dorband, et al., *Phys. Rev. D* **77**, 104017 (2008).
 - [6] T. Damour and A. Nagar, *Phys. Rev. D* **79**, 081503 (2009).
 - [7] A. Buonanno, Y. Pan, H. P. Pfeiffer, M. A. Scheel, L. T. Buchman, and L. E. Kidder, *Phys. Rev. D* **79**, 124028 (2009).
 - [8] N. Yunes, A. Buonanno, S. A. Hughes, M. Coleman Miller, and Y. Pan (2009), 0909.4263.
 - [9] A. Buonanno and T. Damour, *Phys. Rev. D* **62**, 064015 (2000).
 - [10] A. Buonanno and T. Damour, *Phys. Rev. D* **59**, 084006 (1999).
 - [11] T. Damour, P. Jaranowski, and G. Schäfer, *Phys. Rev. D* **62**, 084011 (2000).
 - [12] A. Buonanno, G. B. Cook, and F. Pretorius, *Phys. Rev. D* **75**, 124018 (2007).
 - [13] Y. Pan, A. Buonanno, J. G. Baker, J. Centrella, B. J. Kelly, S. T. McWilliams, F. Pretorius, and J. R. van Meter, *Phys. Rev. D* **77**, 024014 (2008).
 - [14] T. Damour and A. Nagar, *Phys. Rev. D* **77**, 024043 (2008).
 - [15] T. Damour, A. Nagar, E. N. Dorband, D. Pollney, and L. Rezzolla, *Phys. Rev. D* **77**, 084017 (2008).
 - [16] T. Damour, A. Nagar, M. Hannam, S. Husa, and B. Brügmann, *Phys. Rev. D* **78**, 044039 (2008).
 - [17] M. Boyle, A. Buonanno, L. E. Kidder, A. H. Mroué, Y. Pan, H. P. Pfeiffer, and M. A. Scheel, *Phys. Rev. D* **78**, 104020 (2008).
 - [18] P. Ajith, M. Hannam, S. Husa, Y. Chen, B. Bruegmann, N. Dorband, D. Mueller, F. Ohme, D. Pollney, C. Reisswig, et al. (2009), arXiv:0909.2867 [gr-qc].
 - [19] T. Damour, *Phys. Rev. D* **64**, 124013 (2001).
 - [20] A. Buonanno, Y. Chen, and T. Damour, *Phys. Rev. D* **74**, 104005 (2006).
 - [21] T. Damour, P. Jaranowski, and G. Schäfer, *Phys. Rev. D* **78**, 024009 (2008).
 - [22] Y. Pan, A. Buonanno, L. Buchman, T. Chu, L. Kidder, H. Pfeiffer, and M. Scheel (2009), in preparation.
 - [23] E. Barausse, E. Racine, and A. Buonanno, *Phys. Rev. D* **80**, 104025 (2009).
 - [24] J. M. Bardeen, in *Black Holes (Les Astres Occlus)* (1973), pp. 241–289.
 - [25] G. Cook, *Living Reviews in Relativity* **3**, 5 (2000).
 - [26] T. Damour and G. Schäfer, *Nuovo Cimento* **101 B**, 127 (1988).
 - [27] T. Damour, P. Jaranowski, and G. Schaefer, *Phys. Rev. D* **77**, 064032 (2008).
 - [28] J. Steinhoff, S. Hergt, and G. Schaefer, *Phys. Rev. D* **77**, 081501(R) (2008).
 - [29] J. Steinhoff, G. Schäfer, and S. Hergt, *Phys. Rev. D* **77**, 104018 (2008).
 - [30] J. Steinhoff, S. Hergt, and G. Schäfer, *Phys. Rev. D* **78**, 101503 (2008).
 - [31] S. Hergt and G. Schaefer, *Phys. Rev. D* **77**, 104001 (2008).
 - [32] S. Hergt and G. Schäfer, *Phys. Rev. D* **78**, 124004 (2008).
 - [33] R. A. Porto and I. Z. Rothstein, *Phys. Rev. Lett.* **97**, 021101 (2006).
 - [34] R. A. Porto and I. Z. Rothstein (2007), arXiv:0712.2032 [gr-qc].
 - [35] R. A. Porto and I. Z. Rothstein, *Phys. Rev. D* **78**, 044012 (2008).
 - [36] R. A. Porto and I. Z. Rothstein, *Phys. Rev. D* **78**, 044013 (2008).
 - [37] M. D. Hartl, *Phys. Rev.* **D67**, 024005 (2003).
 - [38] A. Papapetrou, *Proc. Phys. Soc. London A* **209**, 248 (1951).
 - [39] A. Papapetrou, *Proc. Phys. Soc. London A* **209**, 259 (1951).
 - [40] E. Poisson, *Living Rev. Rel.* **7**, 6 (2004).
 - [41] L. Barack and N. Sago, *Phys. Rev. Lett.* **102**, 191101 (2009).
 - [42] T. Damour (2009), arXiv:0910.5533 [gr-qc].
 - [43] E. Barausse and L. Rezzolla, *Astrophys. J. Lett.* **704**, L40 (2009).
 - [44] C. Reisswig, S. Husa, L. Rezzolla, E. N. Dorband, D. Pollney, and J. Seiler (2009), arXiv:0907.0462 [gr-qc].
 - [45] C. O. Lousto, M. Campanelli, and Y. Zlochower (2009), arXiv:0904.3541 [gr-qc].
 - [46] R. Penrose, *J. Astrophys. Astron.* **20**, 233 (1999).
 - [47] S. Dain, C. O. Lousto, and Y. Zlochower, *Phys. Rev. D* **78**, 024039 (2008).
 - [48] M. A. Scheel, M. Boyle, T. Chu, L. E. Kidder, K. D. Matthews, and H. P. Pfeiffer, *Phys. Rev. D* **79**, 024003 (2009).
 - [49] L. Rezzolla, E. N. Dorband, C. Reisswig, P. Diener, D. Pollney, E. Schnetter, and B. Szilágyi, *Astrophys. J.* **679**, 1422 (2008).
 - [50] L. Rezzolla, P. Diener, E. N. Dorband, D. Pollney, C. Reisswig, E. Schnetter, and J. Seiler, *Astrophys. J. Lett.* **674**, L29 (2008).
 - [51] L. Rezzolla, E. Barausse, E. N. Dorband, D. Pollney, C. Reisswig, J. Seiler, and S. Husa, *Phys. Rev. D* **78**, 044002 (2008).
 - [52] E. Barausse (2009), arXiv:0911.1274 [gr-qc].
 - [53] A. Buonanno, L. E. Kidder, and L. Lehner, *Phys. Rev.* **D77**, 026004 (2008).
 - [54] W. Tichy and P. Marronetti, *Phys. Rev.* **D78**, 081501 (2008).
 - [55] B. Vaishnav, I. Hinder, F. Herrmann, and D. Shoemaker, *Phys. Rev. D* **76**, 084020 (2007).
 - [56] S. A. Hughes, *Phys. Rev.* **D63**, 064016 (2001).
 - [57] E. Barausse, S. A. Hughes, and L. Rezzolla, *Phys. Rev.* **D76**, 044007 (2007).
 - [58] E. Berti, V. Cardoso, and A. O. Starinets, *Class. Quant. Grav.* **26**, 163001 (2009).
 - [59] J. B. Hartle, *Astrophys. J.* **150**, 1005 (1967).
 - [60] J. B. Hartle and K. S. Thorne, *Astrophys. J.* **153**, 807 (1968).
 - [61] K. Glampedakis and S. Babak, *Classical and Quantum Gravity* **23**, 4167 (2006).