

Constraint condition on transformed relation for generalized-acoustics and optics

Jin Hu¹, Xiaoning Liu², Gengkai Hu^{2 *}

¹School of Information and electronics,
Beijing Institute of Technology, Beijing 100081, People's Republic of China.

²School of Aerospace Engineering,
Beijing Institute of Technology, Beijing 100081, People's Republic of China.

*Corresponding author: hugeng@bit.edu.cn

Abstract: Contrary to transformation optics (TO), there exist many possibilities for transformed relations of material property and field variable in case of transformation acoustics (TA). To explore the underlining mechanism, we consider a spatial transformation with which a physical phenomenon described in an initial space is transformed to a deformed space, we postulate that the transformed material property and field must rebuild the same physical process, and that the energy must be conserved at each point during the transformation. These conditions impose the constraint on the transformed relation for material property and field. By establishing two local *Cartesian* frames defined uniquely by the spatial transformation, any physical quantity is shown to experience firstly a rigid rotation and then a stretch operation during the transformation. We show that the constraint conditions are not enough to determine completely the transformed relation for TA, leaving a possibility to define them differently as found in the literature. New acoustic transformations with constant density or modulus are also proposed and verified by constructing a two dimensional acoustic cloak. Finally, we show that the transformed relation is uniquely determined for transformation optics.

1. Introduction

For an electromagnetic (EM) phenomenon, transformation method establishes the equivalency between a curved space and material space [1-4]. It provides an efficient way to find material spatial distribution when the wave path is prescribed. With development of electromagnetic metamaterials, many interesting devices have been proposed, including cloaks [3,5], concentrator and rotator [6,7], beam shifter/bender [8,9], and devices for illusion optics [10]. In parallel, with help of acoustic metamaterials [11-13], acoustic devices have also been designed by the transformation method for acoustics [14-19], including the generalized-acoustics, which consider acoustic waves in more complex media in addition to fluid. The transformation methods for electromagnetic wave and acoustic wave are called transformation optics (TO) and transformation acoustics (TA), respectively, and both are the results of form-invariance of governing equations under an arbitrary transformation. However, unlike TO, which has clear and unique relation between transformed and initial physical quantity (namely, permittivity, permeability and electromagnetic fields), there exist many possible relations between the transformed and initial mass density and bulk modulus, as well as displacement and pressure for TA. For example, Chen and Chan [14] assume implicitly that the pressure is unchanged during the transformation, they derive the corresponding transformed relations for mass density and bulk modulus. Milton et al. [15] suppose that the displacement has a special transformation, and they consequently derive the transformed relations for the other physical quantities in a generalized acoustic case. Their results are different from those proposed in Ref [14]. Recently, Cummer et al. [16] propose a new transformed relation for the displacement (or velocity), and they state that the transformed relation for the displacement proposed in Ref. [15] is unsuitable for TA. Norris [17] shows that for a given mapping the transformed relation for TA is not

uniquely defined, he also points out that the transformed relation for the displacement proposed in Ref. [15] is possible. So we see that different groups have come up with different formulations and there is no cohesive theory that can link them, the reason for this no unique nature of TA is not clear yet. This ambiguity also raises another question that whether the TO has no unique transformation either. Thus, further efforts are needed to elucidate the mechanism implied in the transformation method itself and find the general constraint condition for the physical quantity transformation. This is the objective of this paper. We will firstly examine the transformation method in a more general context, and figure out the constraint condition on the transformed field and material property during a given spatial transformation.

The paper will be arranged as follows: in Sec. 2, the transformation method will be examined with help of deformation view in case of a general mapping. By decoupling a rigid rotation and a stretch operation for each spatial element, constraint conditions for the transformed relation will be derived. These conditions will be applied to TA in Sec. 3. We show that the constraint conditions are not enough to determine completely the transformed relations, new transformed relation will also be proposed. Finally, we will show that the transformed relation is unique for TO, this will be explained in Sec. 4, followed by a conclusion in Sec. 5.

2. Constraint condition imposed by transformation method

2.1 Form invariance of governing equation

Consider a specific physical phenomenon prescribed in an initial region Ω , it is governed by a system of differential equation F , written in a Cartesian frame as:

$$F[\mathbf{x}, t, \mathbf{C}(\mathbf{x}), \mathbf{u}(\mathbf{x}, t)] = 0, \quad \mathbf{x} \in \Omega, \quad (1)$$

where \mathbf{x} is spatial coordinate and t is time; \mathbf{C} and \mathbf{u} represent the involved material property and related physical field, respectively. They are assumed to be continuous and to have continuous

derivatives within Ω [20]. The physical mechanism described by Eq. (1) gives the relationship between \mathbf{C} and \mathbf{u} in every *point* within Ω . For a concrete physical problem, F , \mathbf{C} and \mathbf{u} will be specified together with initial and boundary conditions. In this section, we wish to keep our discussion in a more general form, and to derive general constraint conditions for the transformed material property and physical field when form-invariance of governing equation is prescribed.

Consider a spatial mapping $\mathbf{x}' = \mathbf{x}'(\mathbf{x})$, the initial space Ω is transformed into a new space Ω' , called deformed space from continuum mechanics. Generally, the deformed space prescribes the function that one expects to realize by the mapping, as illustrated for example by a rotator in Fig. 1. Once the function is specified, we will determine the spatial material distribution to realize the desired function, this is a typical inverse problem. However if the governing equation is form-invariant under the mapping, the transformation method states that the spatial material distribution to realize the prescribed function in the deformed space can be given by the transformed expression of the material property in the initial space. To find the transformed material expressions, usually one has to write down the governing equation in a general curvilinear coordinate system. This will involve heavy mathematical algebra, and the resulted governing equation is usually not form-invariant, for example, the Navier's equation for elastic waves [15]. In this paper, we will propose an alternative method to circumvent this problem. During the transformation, the material property and physical field related by Eq.(1) in the initial space are transported to the deformed space, the transformed material and field can not be chosen freely and should rebuild the same physical phenomenon in the deformed space. If we can establish a local *Cartesian* frame at each point in the deformed space, which is uniquely determined by the transformation, the governing equation written in the local *Cartesian* frame

must be form-invariant in order to describe the same physical mechanism as in the initial space.

For the problem to be addressed in this paper, we suppose that the material property and physical field will take the following general forms in the deformed space,

$$\mathbf{C}'(\mathbf{x}') = T_C[\mathbf{C}(\mathbf{x})], \quad \mathbf{u}'(\mathbf{x}', t) = T_u[\mathbf{u}(\mathbf{x}, t)], \quad (2)$$

where \mathbf{C}' and \mathbf{u}' are the transformed material property and physical field interpreted in the deformed space. If the governing equation is also written in a local Cartesian frame in the deformed space, the form-invariance of Eq. (1) forces the transformed material property \mathbf{C}' and physical field \mathbf{u}' in the deformed space Ω' to satisfy at each point,

$$F[\mathbf{x}', t, \mathbf{C}'(\mathbf{x}'), \mathbf{u}'(\mathbf{x}', t)] = 0. \quad (3)$$

Equation (3) also implies that the transformed material property \mathbf{C}' and physical field \mathbf{u}' should rearrange to rebuild locally the *same* physical process, this in fact imposes constraints on the general transformed relation given by Eq. (2). However they are too general to be useful at this moment. So in the following, we will establish two local Cartesian frames: one in the initial space Ω and the other in the deformed space Ω' , we can compare directly Eqs. (1) and (3) written in these two local frames and then establish the transformed relations.

2.2 Local Cartesian frames

Consider a mapping $\mathbf{x}' = \mathbf{x}'(\mathbf{x})$, which maps every point \mathbf{x} in Ω uniquely to \mathbf{x}' in a new space Ω' , as shown in Fig. 2. It is useful to interpret \mathbf{x}' as another Cartesian coordinate superposed on \mathbf{x} [15], then the mapping defines a deformation field on the initial space Ω , characterized by a deformation gradient tensor \mathbf{A} with elements $A_{ij} = \partial x'_i / \partial x_j$. The tensor \mathbf{A} can be further decomposed into a positive definite symmetric tensor and an orthogonal tensor uniquely [21]:

$$\mathbf{A} = \mathbf{V}\mathbf{R} = \mathbf{R}\mathbf{U}, \quad (4)$$

where \mathbf{R} is an orthogonal tensor characterizing the rigid rotation of a point during the transformation, \mathbf{V} and \mathbf{U} are the positive definite symmetric tensors describing pure stretch operations. We define λ_i and $\hat{\mathbf{e}}'_i$ are separately the eigenvalue and the corresponding eigenvector of \mathbf{V} , i.e., $\mathbf{V} = \lambda_1 \hat{\mathbf{e}}'_1 \hat{\mathbf{e}}'_1 + \lambda_2 \hat{\mathbf{e}}'_2 \hat{\mathbf{e}}'_2 + \lambda_3 \hat{\mathbf{e}}'_3 \hat{\mathbf{e}}'_3$, so the eigenvectors $\hat{\mathbf{e}}'_i$ form a local *Cartesian* frame at each point in the deformed space Ω' . We also define $\hat{\mathbf{e}}_i$ by $\hat{\mathbf{e}}'_i = \mathbf{R} \hat{\mathbf{e}}_i$ (in fact $\hat{\mathbf{e}}_i$ is the eigenvector of \mathbf{U}), $\hat{\mathbf{e}}_i$ also forms a local *Cartesian* frame in the initial space Ω . Usually $\hat{\mathbf{e}}_i$ and $\hat{\mathbf{e}}'_i$ are different from the corresponding global frame \mathbf{e}_i , as illustrated in Fig. 2. By establishing these two local *Cartesian* frames $\hat{\mathbf{e}}_i$ and $\hat{\mathbf{e}}'_i$ for the initial and deformed spaces, we will write down the governing equation and transformed relation before and after the transformation in $\hat{\mathbf{e}}_i$ and $\hat{\mathbf{e}}'_i$ respectively.

Before proceeding, we will discuss some properties of the established local *Cartesian* frames. During the mapping, an infinitesimal element $d\Omega$ (with the frame $\hat{\mathbf{e}}_i$ attached) will be firstly rotated with \mathbf{R} , and then rescaled by a factor λ_i in the $\hat{\mathbf{e}}'_i$ direction, finally transformed to $d\Omega'$ (as illustrated in Fig. 2). So for any physical quantity attached with the element, it will experience during the mapping: a rigid rotation operation \mathbf{R} which changes the physical quantity and the attached base $\hat{\mathbf{e}}_i$ in the initial space together to $\hat{\mathbf{e}}'_i$ in the deformed space; then a stretch operation \mathbf{V} which rescales the physical quantity accordingly in $\hat{\mathbf{e}}'_i$, as shown by Fig. 2. The rescaling ensures the physical quantity to rebuild the same physical mechanism as before in the deformed space.

To establish the differential relation between these two local *Cartesian* frames, consider a line element in $d\Omega$, $d\mathbf{x} = dx_i \mathbf{e}_i = d\hat{x}_i \hat{\mathbf{e}}_i$, during the mapping it is transformed to $d\mathbf{x}'$ in $d\Omega'$ as

$$d\mathbf{x}' = \mathbf{V}\mathbf{R}d\mathbf{x} = \lambda_i d\hat{x}_i \hat{\mathbf{e}}'_i = d\hat{x}'_i \hat{\mathbf{e}}'_i, \quad (5)$$

leading to the following differential operation between $\hat{\mathbf{e}}_i$ and $\hat{\mathbf{e}}'_i$

$$\frac{\partial}{\partial \hat{x}'_i} = \frac{\partial}{\lambda_i \partial \hat{x}_i}. \quad (6)$$

2.3 Governing equation in the local Cartesian frames

For the given mapping $\mathbf{x}' = \mathbf{x}'(\mathbf{x})$, we want to determine the transformed relations for $(\hat{\mathbf{u}}', \hat{\mathbf{u}})$ as well as $(\hat{\mathbf{C}}', \hat{\mathbf{C}})$. In the initial space, if the material properties are assumed to be isotropic, then the governing equation is insensitive to the frame direction, thus the governing equation written in $\hat{\mathbf{e}}_i$ is

$$F[\hat{\mathbf{x}}, t, \hat{\mathbf{C}}(\hat{\mathbf{x}}), \hat{\mathbf{u}}(\hat{\mathbf{x}}, t)] = 0, \quad \text{in } d\Omega \quad (7)$$

As we know that $\hat{\mathbf{C}}$ and $\hat{\mathbf{u}}$ will firstly experience a rigid rotation \mathbf{R} , then pure stretch operation along the eigenvectors of \mathbf{V} to reach $\hat{\mathbf{C}}'$ and $\hat{\mathbf{u}}'$, so symbolically we can write

$$\mathbf{V}_c \mathbf{R} : \hat{\mathbf{C}} \mapsto \hat{\mathbf{C}}', \quad \mathbf{V}_u \mathbf{R} : \hat{\mathbf{u}} \mapsto \hat{\mathbf{u}}'. \quad (8)$$

In the established frame $\hat{\mathbf{e}}'_i$, $\mathbf{V}_c, \mathbf{V}_u$ have diagonal forms, which will be determined by the form-invariance of the governing equation (7) during the transformation $d\Omega$ to $d\Omega'$, since locally both $\hat{\mathbf{e}}_i$ and $\hat{\mathbf{e}}'_i$ are Cartesian frames, so we have

$$F[\hat{\mathbf{x}}', t, \hat{\mathbf{C}}'(\hat{\mathbf{x}}'), \hat{\mathbf{u}}'(\hat{\mathbf{x}}', t)] = 0. \quad \text{in } d\Omega' \quad (9)$$

With help of Eq. (8) and Eq. (6), we can express Eq. (9) from the frame $\hat{\mathbf{e}}'_i$ to the frame $\hat{\mathbf{e}}_i$, and compare directly with Eq. (7) to determine $\mathbf{V}_c, \mathbf{V}_u$.

It is worth to point out the difference between the present theory and the usual interpretation for the form-invariance of the transformation method. The form-invariance of a governing equation usually refers that its form is invariant in any arbitrary *curvilinear* coordinate

system [15]. Therefore, to obtain the transformed relations, they should firstly assume certain transformed relations for some physical quantities, and then express the others in a general arbitrary *curvilinear* coordinate system according to the coordinate transformation laws; these usually need differential geometry technique and heavy calculus. However, in the present theory, we emphasize that the local physical mechanism should keep the same during the transformation. We state that the governing equation only needs to retain its form in *local Cartesian* frames at each element before and after the transformation, in order to retain same local physical mechanism. For example, in elastodynamics, $\nabla \cdot \boldsymbol{\sigma} = \rho \cdot \ddot{\mathbf{u}}$ presents Newton's second law at a point, this law should retain the same component form in any *local Cartesian* frame.

2.4 Energy conservation condition

Since the mapping just transports a physical mechanism from an initial space to a deformed space, no real physical process manifests during the transformation, so we can assume that at each element there is no creation or loss energy during the transformation, in addition, there is no interchange between different types of energy. If the energy density is denoted by $w = w(\mathbf{C}, \mathbf{u})$ in the initial space, then energy conservation leads to $w d\Omega = w' d\Omega'$, where w' is energy density in the deformed space. With help of the relation $d\Omega' = \lambda_1 \lambda_2 \lambda_3 d\Omega$, we have

$$w(\hat{\mathbf{C}}, \hat{\mathbf{u}}) = w'(\hat{\mathbf{C}}', \hat{\mathbf{u}}') \lambda_1 \lambda_2 \lambda_3. \quad (10)$$

The energy conservation will provide other constraint condition for \mathbf{V}_C and \mathbf{V}_u .

In the following, the general idea proposed above will be applied to generalized acoustics and Maxwell's equations in order to determine the transformed relations for the material property and physical field.

3. Application to generalized acoustic transformation

3.1 Constraint conditions for generalized acoustic transformation

We consider a more general acoustic wave equation in context of pentamode material (PM) [17,22],

$$\begin{aligned}\nabla \cdot \boldsymbol{\sigma} &= \boldsymbol{\rho} \cdot \ddot{\mathbf{u}}, \\ \boldsymbol{\sigma} &= \kappa \text{tr}(\mathbf{S} \nabla \mathbf{u}) \mathbf{S},\end{aligned}\tag{11}$$

where \mathbf{S} is a general 2-order tensor, \mathbf{u} denotes displacement vector, $\boldsymbol{\sigma}$ is stress tensor, κ is bulk modulus and the density $\boldsymbol{\rho}$ is assumed to have a tensor form [23]. For PM, the corresponding material tensor $\mathbf{C} = \kappa \mathbf{S} \otimes \mathbf{S}$ can be realized at least theoretically [22]. When $\boldsymbol{\rho} = \rho \mathbf{I}$, $\mathbf{S} = \mathbf{I}$ and $\boldsymbol{\sigma} = p \mathbf{I}$, the following classical acoustic wave equation can be recovered:

$$\begin{aligned}\nabla p &= \rho \ddot{\mathbf{u}}, \\ p &= \kappa \nabla \cdot \mathbf{u}.\end{aligned}\tag{12}$$

where p is the acoustic pressure.

Now, we will write down the governing equation (11) in the local *Cartesian* frames $\hat{\mathbf{e}}_i$ and $\hat{\mathbf{e}}'_i$, respectively. In the initial space, the acoustic wave equation is supposed to have a classical form given by Eq. (12). During the transformation, the material properties $\hat{\rho} \hat{\mathbf{I}}$, $\hat{\kappa}$ and physical fields $\hat{p} \hat{\mathbf{I}}$, $\hat{\mathbf{u}}$ are transformed to $\hat{\rho}'$, $\hat{\kappa}'$ and $\hat{\sigma}'$, $\hat{\mathbf{u}}'$, respectively, and the tensor $\hat{\mathbf{S}} = \hat{\mathbf{I}}$ is transformed to $\hat{\mathbf{S}}'$. According to the previous analysis, there are two operations on each quantity during the transformation, firstly a rotation operation from $\hat{\mathbf{e}}_i$ to $\hat{\mathbf{e}}'_i$ by \mathbf{R} , then a pure stretch operation in $\hat{\mathbf{e}}'_i$. Taking the displacement as an example, we have during the transformation: $\hat{\mathbf{u}}' = \mathbf{V}_u \mathbf{R} \hat{\mathbf{u}}$. Since the frame $\hat{\mathbf{e}}'_i$ is specially established, which is the principle frame of the stretch \mathbf{V} , the pure stretch operation \mathbf{V}_u on the displacement has a diagonal form in this principle frame, we note in $\hat{\mathbf{e}}'_i$ by $\mathbf{V}_u = \text{diag}[f_1, f_2, f_3]$. For the rigid rotation operation, the vector $\hat{\mathbf{u}}$ together with the frame $\hat{\mathbf{e}}_i$ are rotated to the new local frame $\hat{\mathbf{e}}'_i$. Therefore, in the local frame

$\hat{\mathbf{e}}'_i$, we still have $\mathbf{R}\hat{\mathbf{u}} = [\hat{u}_1, \hat{u}_2, \hat{u}_3]^T$. Finally the transformed displacement in the frame $\hat{\mathbf{e}}'_i$ can be written as $\hat{\mathbf{u}}' = [f_1\hat{u}_1, f_2\hat{u}_2, f_3\hat{u}_3]^T$. The same idea is applied for the other quantities, finally we have

$$\begin{aligned}\hat{\mathbf{S}}' &= \text{diag}[d_1, d_2, d_3], \\ \hat{\boldsymbol{\sigma}}' &= \hat{p} \text{diag}[e_1, e_2, e_3], \\ \hat{\mathbf{u}}' &= [f_1\hat{u}_1, f_2\hat{u}_2, f_3\hat{u}_3]^T, \\ \hat{\boldsymbol{\rho}}' &= \hat{\rho} \text{diag}[g_1, g_2, g_3], \\ \hat{\kappa}' &= \hat{\kappa}h.\end{aligned}\tag{13}$$

Where d_i, e_i, f_i, g_i and h are scaling factors on the material property and physical field, and they are constant on each transformed element and will be determined by the form-invariance of the governing equation. To this end, we write Eq. (12) in $\hat{\mathbf{e}}'_i$ as

$$\begin{aligned}\frac{\partial \hat{p}}{\partial \hat{x}_i} &= \hat{\rho} \ddot{\hat{u}}_i, \\ \hat{p} &= \hat{\kappa} \left(\frac{\partial \hat{u}_1}{\partial \hat{x}_1} + \frac{\partial \hat{u}_2}{\partial \hat{x}_2} + \frac{\partial \hat{u}_3}{\partial \hat{x}_3} \right).\end{aligned}\tag{14}$$

After the mapping, the form-invariance of Eq. (11) implies that

$$\begin{aligned}\nabla \cdot \hat{\boldsymbol{\sigma}}' &= \hat{\boldsymbol{\rho}}' \ddot{\hat{\mathbf{u}}}', \\ \hat{\boldsymbol{\sigma}}' &= \hat{\kappa}' \text{tr}(\hat{\mathbf{S}}' \nabla \hat{\mathbf{u}}') \hat{\mathbf{S}}'.\end{aligned}\tag{15}$$

Since in the frame $\hat{\mathbf{e}}'_i$, the second order tensors have diagonal forms, Eq. (15) can be written in index form without summation as

$$\begin{aligned}\frac{\partial \hat{\sigma}'_{ii}}{\partial \hat{x}'_i} &= \hat{\rho}'_{ii} \ddot{\hat{u}}'_i \\ \hat{\sigma}'_{ii} &= \hat{\kappa}' \left(\hat{S}'_{11} \frac{\partial \hat{u}'_1}{\partial \hat{x}'_1} + \hat{S}'_{22} \frac{\partial \hat{u}'_2}{\partial \hat{x}'_2} + \hat{S}'_{33} \frac{\partial \hat{u}'_3}{\partial \hat{x}'_3} \right) \hat{S}'_{ii}\end{aligned}\tag{16}$$

Using Eq. (6) and (13), Eq. (16) can be further written as

$$\begin{aligned}\frac{e_i}{\lambda_i} \frac{\partial \hat{p}}{\partial \hat{x}_i} &= g_i f_i \hat{\rho} \ddot{\hat{u}}_i \\ e_i \hat{p} &= h \hat{\kappa} \left(\frac{d_1 f_1}{\lambda_1} \frac{\partial \hat{u}_1}{\partial \hat{x}_1} + \frac{d_2 f_2}{\lambda_2} \frac{\partial \hat{u}_2}{\partial \hat{x}_2} + \frac{d_3 f_3}{\lambda_3} \frac{\partial \hat{u}_3}{\partial \hat{x}_3} \right) d_i\end{aligned}\tag{17}$$

To derive Eq. (17), the following property is used: $d\hat{u}'_i = f_i d\hat{u}_i$, for example, for the increment of displacement. Since in the frame $\hat{\mathbf{e}}'_i$, the component of any physical quantity is directly rescaled from that in $\hat{\mathbf{e}}_i$, e.g., for displacement, $\hat{u}'_i = f_i \hat{u}_i$ (without index summation), then increment of displacement $d\hat{u}'_i$, is also rescaled in the same way, i.e., $d\hat{u}'_i = f_i d\hat{u}_i$. The same reasoning applies for other physical quantity. By comparing Eq. (17) directly with (14), the following constraint conditions can be derived

$$\frac{d_1 f_1}{\lambda_1} = \frac{d_2 f_2}{\lambda_2} = \frac{d_3 f_3}{\lambda_3}, \quad (18a)$$

$$\frac{h d_i^2}{g_i} = \lambda_i^2. \quad (18b)$$

The conservations for strain potential energy and kinetic energy lead to

$$\begin{aligned} \sum_{i=1}^3 \hat{\sigma}'_{ii} \frac{\partial \hat{u}'_i}{\partial \hat{x}'_i} &= \hat{p} \sum_{i=1}^3 \frac{e_i f_i}{\lambda_i} \frac{\partial \hat{u}_i}{\partial \hat{x}_i} = \frac{\hat{p}}{\lambda_1 \lambda_2 \lambda_3} \sum_{i=1}^3 \frac{\partial \hat{u}_i}{\partial \hat{x}_i}, \\ \sum_{i=1}^3 \hat{\rho}'_{ii} \dot{\hat{u}}'^2_i &= \hat{\rho} \sum_{i=1}^3 g_i f_i^2 \dot{\hat{u}}^2_i = \frac{\hat{\rho}}{\lambda_1 \lambda_2 \lambda_3} \sum_{i=1}^3 \dot{\hat{u}}^2_i. \end{aligned}$$

These then complement the following two additional constraint conditions,

$$\begin{aligned} e_i f_i &= \frac{\lambda_i}{\lambda_1 \lambda_2 \lambda_3}, \\ g_i f_i^2 &= \frac{1}{\lambda_1 \lambda_2 \lambda_3}. \end{aligned} \quad (18c)$$

Totally we have 11 equations for the 13 unknown scaling variables d_i , e_i , f_i , g_i and h , so there is no unique solution, thus we have some degrees of freedom to choose the transformed relations differently. To illustrate this possibility, we will in the following give some examples. We also note that $d_i / e_i = \sqrt{\lambda_1 \lambda_2 \lambda_3 / h}$, this means the pentamode material model is always kept during the transformation.

3.2 Acoustic transformation with constant pressure

Let the pressure p unchanged during the transformation, i.e., $\hat{\boldsymbol{\sigma}}' = \hat{\mathbf{p}}\hat{\mathbf{I}}'$ and $\hat{\mathbf{S}}' = \hat{\mathbf{I}}'$, so we set $e_i = 1$ and $d_i = 1$, then from Eq. (18), the following unique solution for the scaling factors can be found

$$\begin{aligned} f_i &= \frac{1}{\lambda_j \lambda_k}, \quad g_i = \frac{\lambda_j \lambda_k}{\lambda_i}, \quad h = \lambda_1 \lambda_2 \lambda_3, \\ i, j, k &= 1, 2, 3; i \neq j, i \neq k, j \neq k. \end{aligned} \quad (19a)$$

So in the frame $\hat{\mathbf{e}}'_i$, the transformed relations for material property and physical field can be expressed as

$$\begin{aligned} \hat{p}' &= \hat{p}, \\ \hat{\mathbf{u}}' &= \frac{\text{diag}[\lambda_1, \lambda_2, \lambda_3]}{\lambda_1 \lambda_2 \lambda_3} [\hat{u}_1, \hat{u}_2, \hat{u}_3]^T, \\ \hat{\boldsymbol{\rho}}' &= \hat{\rho} \text{diag}\left[\frac{\lambda_2 \lambda_3}{\lambda_1}, \frac{\lambda_1 \lambda_3}{\lambda_2}, \frac{\lambda_1 \lambda_2}{\lambda_3}\right], \\ \hat{\kappa}' &= \hat{\kappa} \lambda_1 \lambda_2 \lambda_3. \end{aligned} \quad (19b)$$

Or written in a tensor form in a global system due to objectivity of a tensor as

$$\begin{aligned} p' &= p, \\ \mathbf{u}' &= \frac{\mathbf{V}\mathbf{R}\mathbf{u}}{\lambda_1 \lambda_2 \lambda_3} = \frac{\mathbf{A}\mathbf{u}}{\det \mathbf{A}}, \\ \boldsymbol{\rho}' &= \rho \frac{\lambda_1 \lambda_2 \lambda_3}{\mathbf{V}^2} = \rho \frac{\det \mathbf{A}}{\mathbf{A}\mathbf{A}^T}, \\ \kappa' &= \kappa \det \mathbf{A}. \end{aligned} \quad (19c)$$

The transformed relations for p' , $\boldsymbol{\rho}'$ and κ' agree with those obtained in Ref. [14,18], and that of \mathbf{u}' agree with the recent result obtained in Ref. [16] in an orthogonal system.

3.3 Acoustic transformation with un-stretched displacement

We now let the displacement keep un-stretched, i.e. $\hat{u}'_i = \hat{u}_i$ or $f_i = 1$, and set $\hat{\mathbf{S}}' = \mathbf{V} / \det \mathbf{A}$ as proposed in Ref. [17], i.e., $d_1 = 1/(\lambda_2 \lambda_3)$, $d_2 = 1/(\lambda_3 \lambda_1)$, $d_3 = 1/(\lambda_1 \lambda_2)$, then from

Eq. (18) we can get the unique solution as

$$\begin{aligned} e_i &= \frac{1}{\lambda_j \lambda_k}, g_i = \frac{1}{\lambda_1 \lambda_2 \lambda_3}, h = \lambda_1 \lambda_2 \lambda_3, \\ i, j, k &= 1, 2, 3; i \neq j, i \neq k, j \neq k. \end{aligned} \quad (20a)$$

The corresponding transformed relations in the global frame are given by

$$\boldsymbol{\sigma}' = \frac{\mathbf{A}p}{\det \mathbf{A}}, \quad \mathbf{u}' = \mathbf{R}\mathbf{u}, \quad \rho' = \frac{\rho}{\det \mathbf{A}}, \quad \kappa' = \kappa \det \mathbf{A}. \quad (20b)$$

Since $\mathbf{C}' = \kappa' \mathbf{S}' \otimes \mathbf{S}'$, it is noted that the transformed relations for the modulus and density given by Eqs. (19) and (20) can be derived from each other with the following condition $[\kappa', \rho'_1, \rho'_2, \rho'_3] \leftrightarrow [1/\rho', 1/C'_{1111}, 1/C'_{2222}, 1/C'_{3333}]$. This result agrees with that proposed by Norris [17]. He also notes that the transformed relations given by Eq. (20) can prevent the mass singularity for acoustic cloaks. However, it should mention that in addition to the pressure, the transformed relation for the displacement is also different.

3.4 Acoustic transformation proposed by Milton et al.[15]

Milton et al. [15] propose the following transformed relation for the displacement:

$\mathbf{u}' = (\mathbf{A}^T)^{-1} \mathbf{u}$ in case of the elastodynamic wave, this condition implies $\hat{u}'_i = \frac{\hat{u}_i}{\lambda_i}$ or $f_i = \frac{1}{\lambda_i}$, and

using $\hat{\mathbf{S}}' = \mathbf{V}^2 / \det \mathbf{A}$ as proposed in Ref. [17], i.e., $d_1 = \lambda_1 / (\lambda_2 \lambda_3)$, $d_2 = \lambda_2 / (\lambda_3 \lambda_1)$,

$d_3 = \lambda_3 / (\lambda_1 \lambda_2)$, then Eq. (18) leads to the following unique solution

$$\begin{aligned} e_i &= \frac{\lambda_i}{\lambda_j \lambda_k}, \quad g_i = \frac{\lambda_i}{\lambda_1 \lambda_2 \lambda_3}, \quad h = \lambda_1 \lambda_2 \lambda_3, \\ i, j, k &= 1, 2, 3; i \neq j, i \neq k, j \neq k. \end{aligned} \quad (21a)$$

The corresponding transformed relations in the global frame are derived as

$$\boldsymbol{\sigma}'_i = p \frac{\mathbf{A} \mathbf{A}^T}{\det \mathbf{A}}, \quad \mathbf{u}' = (\mathbf{A}^T)^{-1} \mathbf{u}, \quad \rho' = \rho \frac{\mathbf{A} \mathbf{A}^T}{\det \mathbf{A}}, \quad \kappa' = \kappa \det \mathbf{A}, \quad (21b)$$

and $\mathbf{C}' = \kappa' \mathbf{S}' \otimes \mathbf{S}' = \frac{\kappa \mathbf{V}^2 \otimes \mathbf{V}^2}{\det \mathbf{A}}$. We note the density tensor \mathbf{p}' , and the elasticity tensor \mathbf{C}' have the same transformed relations as those of Ref. [15]. These confirm that the transformed relations given by Milton et al.[15] is also admissible for generalized acoustic transformation based on PM theory.

3.5 Acoustic transformation with one constant material property

As discussed in section 3.1, for acoustic transformation, we have 11 constraint equations for determining 13 scaling variables, so we can propose new transformed relation. Let's assume that the density is kept constant during the transformation: $\hat{\rho}'(\mathbf{x}') = \hat{\rho}(\mathbf{x})$ or $g_i = 1$. We further assume $\hat{\kappa}' = \hat{\kappa} \det \mathbf{A}$ or $h = \lambda_1 \lambda_2 \lambda_3$ as proposed in Ref. [17], then from Eq. (18), the following unique solution can be derived:

$$d_i = \left(\frac{\lambda_i}{\lambda_j \lambda_k} \right)^{\frac{1}{2}}, \quad e_i = \left(\frac{\lambda_i}{\lambda_j \lambda_k} \right)^{\frac{1}{2}}, \quad f_i = \left(\frac{1}{\lambda_1 \lambda_2 \lambda_3} \right)^{\frac{1}{2}},$$

$$i, j, k = 1, 2, 3; i \neq j, i \neq k, j \neq k. \quad (22a)$$

The corresponding transformed relations in the global frame are given by

$$\mathbf{S}' = \left(\frac{\mathbf{A} \mathbf{A}^T}{\det \mathbf{A}} \right)^{\frac{1}{2}}, \quad \mathbf{p}' = p \left(\frac{\mathbf{A} \mathbf{A}^T}{\det \mathbf{A}} \right)^{\frac{1}{2}},$$

$$\mathbf{u}' = (\det \mathbf{A})^{-\frac{1}{2}} \mathbf{R} \mathbf{u}, \quad \rho' = \rho, \quad \kappa' = \kappa \det \mathbf{A}. \quad (22b)$$

and $\mathbf{C}' = \kappa' \mathbf{S}' \otimes \mathbf{S}'$, thus without summation of index, we have

$$C'_{iiii} = \lambda_i^2 \kappa. \quad (23)$$

Similarly, let the bulk modulus un-changed, $\hat{\kappa}'(\mathbf{x}') = \hat{\kappa}(\mathbf{x})$ or $h_i = 1$ and $d_i = 1$, the following acoustic transformation with constant modulus can also be obtained:

$$e_i = \left(\frac{1}{\lambda_1 \lambda_2 \lambda_3} \right)^{\frac{1}{2}}, \quad f_i = \left(\frac{\lambda_i}{\lambda_j \lambda_k} \right)^{\frac{1}{2}}, \quad g_i = \frac{1}{\lambda_i^2}, \quad (24a)$$

or

$$\begin{aligned} \mathbf{S}' &= \mathbf{I}, \quad \kappa' = \kappa, \quad \boldsymbol{\sigma}' = p \left(\frac{1}{\det \mathbf{A}} \right)^{\frac{1}{2}}, \\ \mathbf{u}' &= \left(\frac{\mathbf{A} \mathbf{A}^T}{\det \mathbf{A}} \right)^{\frac{1}{2}} \mathbf{R} \mathbf{u}, \quad \rho' = \rho \left(\frac{1}{\mathbf{A} \mathbf{A}^T} \right). \end{aligned} \quad (24b)$$

The transformed relations for the modulus and density given by Eqs. (22) and (24) also have the following symmetry $[1/\rho', 1/C'_{1111}, 1/C'_{2222}, 1/C'_{3333}] \leftrightarrow [\kappa', \rho'_1, \rho'_2, \rho'_3]$. We should point out that among the above transformations, only the transformed relations given by Eq. (19) keep the transformed medium as a fluid, the other transformations convert a fluid to a more complex material, called pendamode materials.

In order to validate the proposed ρ -unchanged transformation, we will in the following construct a two dimensional acoustic cloak with the transformed relations for modulus and density given by Eq. (22). For a cylindrical cloak, the ρ -unchanged transformation given by Eq. (22) requires the principal stretches $\lambda_r, \lambda_\theta, \lambda_z$ to be unity at the outer boundary in order to satisfy the displacement and pressure continuity conditions [17]. Usually the outer boundary is fixed during the spatial deformation in constructing cloaks, so λ_θ and λ_z become naturally unity at the outer boundary, however, λ_r at the outer boundary depends on the transformation. The linear transformation $r' = a + r(b-a)/b$ is not applicable to this ρ -unchanged transformation, since $\lambda_r = dr'/dr = (b-a)/b \neq 1$ at the outer boundary, where a and b are the radii of the inner and outer boundary of the cloak, respectively. In the following, the nonlinear transformation $r' = ab^2 / [(a-b)r + b^2]$ proposed in Ref. [24] will be used, at the outer boundary, $\lambda_r(r=b) = (b-a)/a = 1$ if $b = 2a$. From this transformation, we can compute \mathbf{A} everywhere in the cloak, then the material properties necessary for realizing this cloak are given by $\rho' = \rho$ and

$$\kappa' = \kappa \det \mathbf{A}.$$

To validate the proposed cloak, we consider a plane acoustic wave incident on the cloak. For the plane wave, the displacement in Eq. (12) can be expressed by a scalar u . Eliminating p in Eq. (12) gives the wave equation for the scalar displacement, i.e., the reduced acoustic equation $\nabla \cdot (\kappa \nabla u) - \rho \ddot{u} = 0$. Thus, the same PDE mode (Helmholtz equations) $\nabla \cdot (\mathbf{c} \nabla p) + ap = 0$ of commercial software COMSOL Multiphysics can be used to demonstrate the cloaking effect for a harmonic wave, where \mathbf{c} is a tensor representing the elasticity tensor, just as the method used in Ref. [25]. Here we set $c'_{ii} = \lambda_i^2 \kappa$ from Eq. (23) and $a' = a$. Figure 3 shows the computational domain for a horizontally incident wave, and $a=0.2\text{m}$, $b=0.4\text{m}$. In the simulation, the background medium is set to be water $\rho=1 \times 10^3$, $\kappa=2.18 \times 10^9$ in SI units and the wavelength of the incident wave is 0.35m . The material parameters within the cloak are $\rho_{inc} = \rho/5$ and $\kappa_{inc} = \kappa$. The simulation of the cloak constructed by the proposed ρ -unchanged transformation is shown in Fig. 4, the simulation result confirms the validity of the proposed transformation. The imperfection of the simulated result is believed to be caused by the numerical simulation. When the Helmholtz equation is solved in the simulation, the parameter \mathbf{c} will tend to be infinite with a higher order than the stretch λ_θ near the inner boundary (see Eq. 23), more refined discretization is needed with a cost of computation time.

4. Electromagnetic transformation

It is of interesting to examine whether we have the possibility to choose transformed relations differently for electromagnetic transformation. Maxwell's equations in a Cartesian coordinate read

$$\nabla \times \mathbf{E} = -\mu \dot{\mathbf{H}}, \quad \nabla \times \mathbf{H} = +\epsilon \dot{\mathbf{E}}. \quad (25)$$

The Maxwell's equations possess a special symmetry which indicates that the material parameters and the fields should have the same transformation respectively, or more explicitly, $\boldsymbol{\varepsilon}' = \boldsymbol{\mu}'$ and $\mathbf{E}' = \mathbf{H}'$ if $\boldsymbol{\varepsilon} = \boldsymbol{\mu}$ and $\mathbf{E} = \mathbf{H}$. This condition makes it possible to analyze the electromagnetic transformation only by one of the equations in Eq. (25). The material parameters in the initial region are assumed to be isotropic, i.e., $\boldsymbol{\varepsilon} = \varepsilon \mathbf{I}$ and $\boldsymbol{\mu} = \mu \mathbf{I}$. According to the method proposed in Sec. 2, the transformed relations for the material property and physical field take the following forms in the local Cartesian frame $\hat{\mathbf{e}}'_i$

$$\begin{aligned}\hat{\boldsymbol{\varepsilon}}' &= \hat{\varepsilon} \text{diag}[a_1, a_2, a_3], \\ \hat{\boldsymbol{\mu}}' &= \hat{\mu} \text{diag}[a_1, a_2, a_3], \\ \hat{\mathbf{E}}' &= [b_1 \hat{E}_1 \quad b_2 \hat{E}_2 \quad b_3 \hat{E}_3]^T, \\ \hat{\mathbf{H}}' &= [b_1 \hat{H}_1 \quad b_2 \hat{H}_2 \quad b_3 \hat{H}_3]^T.\end{aligned}\tag{26}$$

Writing the first equation of Eq. (25) in an index form in $\hat{\mathbf{e}}'_i$, we have

$$\begin{aligned}\frac{\partial \hat{E}_3}{\partial \hat{x}_2} - \frac{\partial \hat{E}_2}{\partial \hat{x}_3} &= -\hat{\mu} \dot{\hat{H}}_1, \\ \frac{\partial \hat{E}_1}{\partial \hat{x}_3} - \frac{\partial \hat{E}_3}{\partial \hat{x}_1} &= -\hat{\mu} \dot{\hat{H}}_2, \\ \frac{\partial \hat{E}_2}{\partial \hat{x}_1} - \frac{\partial \hat{E}_1}{\partial \hat{x}_2} &= -\hat{\mu} \dot{\hat{H}}_3.\end{aligned}\tag{27}$$

In the deformed region Ω' , Maxwell's equations will retain their form, however in the rotated local Cartesian frame $\hat{\mathbf{e}}'_i$ as

$$\begin{aligned}\frac{\partial \hat{E}'_3}{\partial \hat{x}'_2} - \frac{\partial \hat{E}'_2}{\partial \hat{x}'_3} &= -\hat{\mu}'_1 \dot{\hat{H}}'_1, \\ \frac{\partial \hat{E}'_1}{\partial \hat{x}'_3} - \frac{\partial \hat{E}'_3}{\partial \hat{x}'_1} &= -\hat{\mu}'_2 \dot{\hat{H}}'_2, \\ \frac{\partial \hat{E}'_2}{\partial \hat{x}'_1} - \frac{\partial \hat{E}'_1}{\partial \hat{x}'_2} &= -\hat{\mu}'_3 \dot{\hat{H}}'_3.\end{aligned}\tag{28}$$

Using Eq. (6) and (26), Equations (28) can be written as

$$\begin{aligned}\frac{b_3}{\lambda_2} \frac{\partial \hat{E}_3}{\partial \hat{x}_2} - \frac{b_2}{\lambda_3} \frac{\partial \hat{E}_2}{\partial \hat{x}_3} &= -a_1 b_1 \hat{\mu} \dot{H}_1, \\ \frac{b_1}{\lambda_3} \frac{\partial \hat{E}_1}{\partial \hat{x}_3} - \frac{b_3}{\lambda_1} \frac{\partial \hat{E}_3}{\partial \hat{x}_1} &= -a_2 b_2 \hat{\mu} \dot{H}_2, \\ \frac{b_2}{\lambda_1} \frac{\partial \hat{E}_2}{\partial \hat{x}_1} - \frac{b_1}{\lambda_2} \frac{\partial \hat{E}_1}{\partial \hat{x}_2} &= -a_3 b_3 \hat{\mu} \dot{H}_3.\end{aligned}\tag{29}$$

Comparing Eq. (29) with Eq. (27), we have

$$a_i b_i = \frac{b_j}{\lambda_k} = \frac{b_k}{\lambda_j}, \quad \text{where } i \neq j, i \neq k, j \neq k\tag{30}$$

The energy conservation $\sum_{i=1}^3 \hat{\epsilon}'_i \hat{E}_i'^2 = \epsilon \sum_{i=1}^3 a_i b_i^2 \hat{E}_i^2 = \frac{\epsilon}{\lambda_1 \lambda_2 \lambda_3} \sum_{i=1}^3 \hat{E}_i^2$ gives the following additional relation,

$$a_i b_i^2 = \frac{1}{\lambda_1 \lambda_2 \lambda_3}.\tag{31}$$

Equations (30) and (31) establish the following unique solution

$$a_i = \frac{\lambda_i}{\lambda_j \lambda_k}, \quad b_i = \frac{1}{\lambda_i}, i, j, k = 1, 2, 3; i \neq j, i \neq k, j \neq k\tag{32}$$

The corresponding transformed relations in the global frame are derived as for electromagnetic waves

$$\boldsymbol{\epsilon}' = \epsilon \frac{\mathbf{A} \mathbf{A}^T}{\det \mathbf{A}}, \quad \boldsymbol{\mu}' = \mu \frac{\mathbf{A} \mathbf{A}^T}{\det \mathbf{A}}, \quad \mathbf{E}' = (\mathbf{A}^T)^{-1} \mathbf{E}, \quad \mathbf{H}' = (\mathbf{A}^T)^{-1} \mathbf{H}.\tag{33}$$

Equations (33) agree with the known results in the literature. It is also shown that the transformed relations for electromagnetic transformation are uniquely determined, provided the material parameters are isotropic in the original space.

5. Conclusions

For a given spatial mapping that will realize a desired function for EM and acoustic waves, a physical phenomenon prescribed in the initial space is transported to a deformed space defined by the mapping. The transformed material property and physical field are constrained by the following requirements: (1) they should rebuild the same physical process as prescribed in the initial space; (2) every type of energy on each element is assumed to be conserved during transformation. For a general mapping, any physical quantity will experience a rigid rotation and then a rescaling in amplitude as the spatial element. By establishing two *local Cartesian* frames, the form-invariance of governing equation in the *local Cartesian* frames and energy conservation will give the constraint condition for the transformation. The constraint conditions for transformed relations of material property and physical field are then derived for TA and TO, respectively. It is found that the constraint conditions are less than the scaling variables for TA, leaving a possibility to define transformed relations differently, this also explains the different acoustic transformations proposed in the literature. New acoustic transformations with constant density or modulus are also proposed, and validated by constructing a two dimensional acoustic cloak. Finally, we show that for TO, the transformed relations are uniquely determined. The proposed theory provides a general method to determine the transformed relations for any physical process governed by a set of PDE, thus we have a convenient method to explore the transformation method in a vast range of potential dynamical systems.

Acknowledgments

This work is supported by the National Natural Science Foundation of China (10702006 and 10832002), and the National Basic Research Program of China (2006CB601204).

References

- [1] Greenleaf V, Lassas M and Uhlmann G 2003 Math. Res. Lett. 10 685
- [2] Greenleaf V, Lassas M and Uhlmann G 2003 Physiol. Meas. 24 413
- [3] Pendry J B, Schurig D and Smith D R 2006 Science 312 1780
- [4] Leonhardt U 2006 Science 312 1777
- [5] Schurig D, Mock J J, Justice B J, Cummer S A, Pendry J B, Starr A F, Smith D R 2006 Science 314 977
- [6] Rahm M, Schurig D, Roberts D A, Cummer S A and Smith D R 2008 Photonics Nanostruc. Fundam. Appl. 6, 87
- [7] Chen H and Chan C T 2007 Appl. Phys. Lett. 90 241105
- [8] Rahm M, Cummer S A, Schurig D, Pendry J B and Smith D R 2008 Phys. Rev. Lett. 100 063903
- [9] Rahm M, Roberts D A, Pendry J B and Smith D R 2008 Opt. Express 16 11555
- [10] Lai Y, Ng J, Chen H, Han D, Xiao J, Zhang Z and Chan C T 2009 Phys. Rev. Lett. 102 253902
- [11] Sheng P, Zhang X X, Liu Z and Chan C T 2003 Physica B 338 201
- [12] Fang N, Xi D, Xu J, Ambati M, Srituravanich W, Sun C and Zhang X 2006 Nat. Mater. 5 452
- [13] Yao S, Zhou X and Hu G 2008 New J. Phys. 10 043020
- [14] Chen H and Chan C T 2007 Appl. Phys. Lett. 91 183518
- [15] Milton G W, Briane M and Willis J R 2006 New J. Phys. 8 248
- [16] Cummer S A, Rahm M and Schurig D 2008 New J. Phys. 10 115025
- [17] Norris A, 2008 Proc. R. Soc. A 464 2411

- [18] Cummer S A, Popa B I, Schurig D, Smith D R, Pendry J B, Rahm M and Starr A 2008 Phys. Rev. Lett., 100 024301
- [19] Cummer S A and Schurig D 2007 New J. Phys. 9, 45
- [20] Courant R and Hilbert D 1989 Methods of Mathematical Physics, Vol.2, 1 edition. (Wiley-Interscience , New York)
- [21] Lai W M, Rubin D and Krempel E 1995 Introduction to Continuum Mechanics, 3 edition. (Butterworth-Heinemann, Burlington,)
- [22] Milton G W and Cherkaev A V 1995 J. Eng. Mater. Technol. 117 483
- [23] Milton G W and Willis J R 2007 Proc. R. Soc. A 463 855
- [24] Hu J, Zhou X and Hu G 2009 Opt. Express 17 1308
- [25] Hu J, Zhou X and Hu G 2009 Comput. Mater. Sci. 46 708

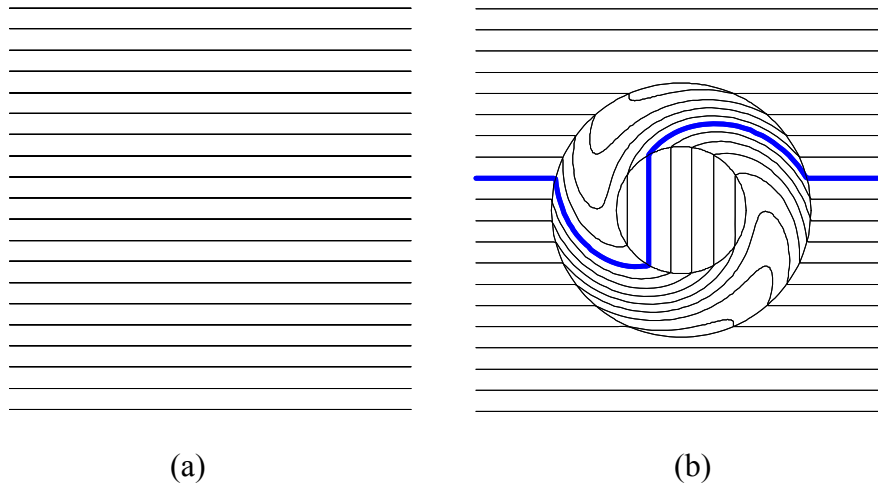


Figure 1. A sketch of transformation method. (a) initial space; (b) deformed space characterizing the designed function.

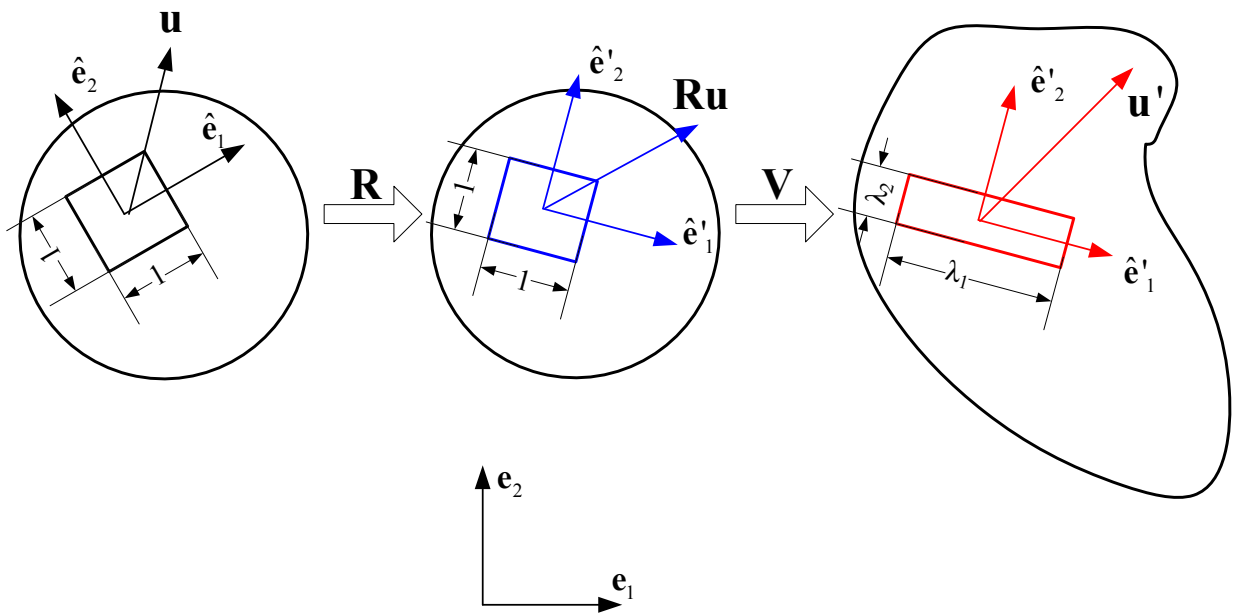


Figure 2. Rigid rotation and stretch operation during a transformation at each point

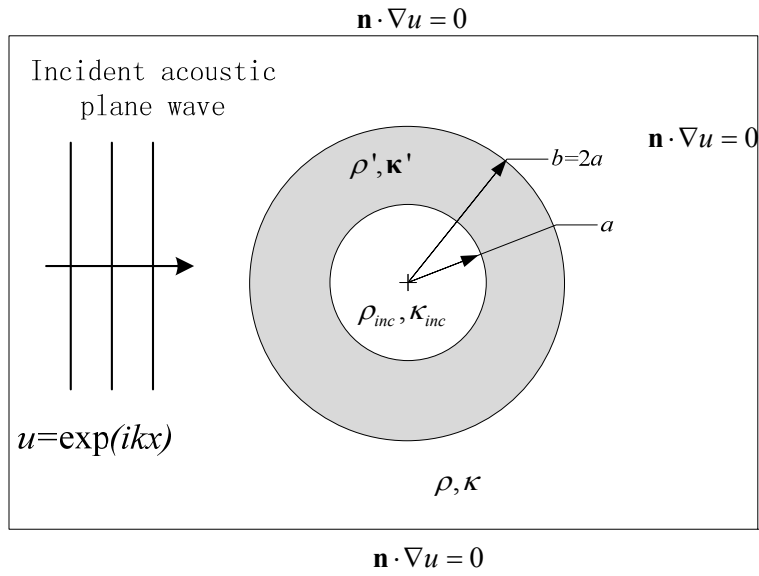


Figure 3. Computational domain and simulation for a left-incident acoustic cloak based on Helmholtz equation.

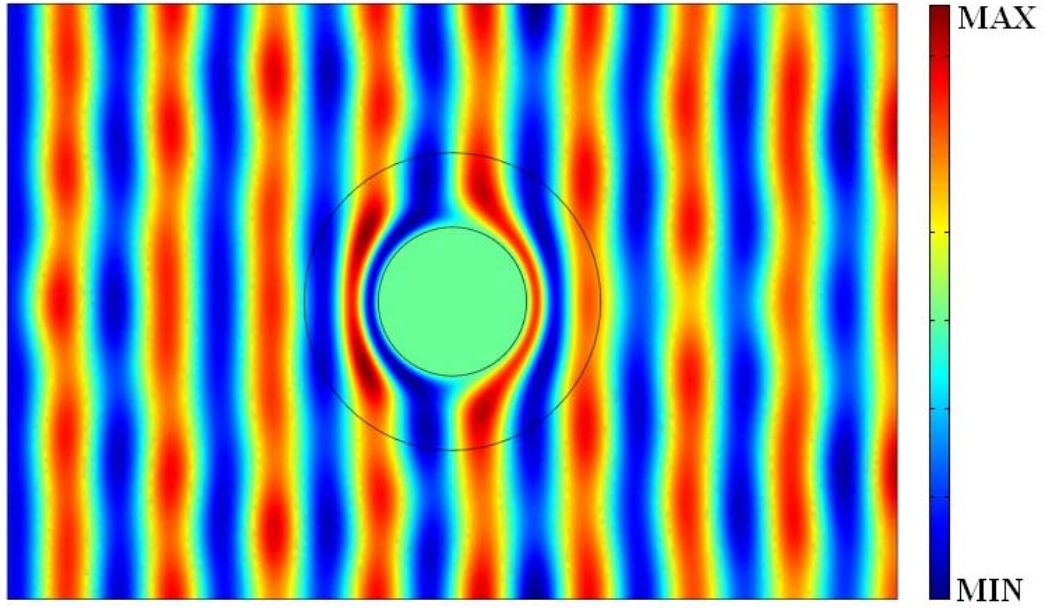


Figure 4. Simulation of the displacement field around the ρ -unchanged acoustic cloak.