

Towards Transactional Load over XtreamFS

Roman Talyansky

SAP Research Israel

Email: roman.talyansky@sap.com

Adolf Hohl

NetApp Deutschland GmbH

Email: adolf.hohl@netapp.de

Bernd Scheuermann

SAP AG

SAP Research, CEC Karlsruhe
Germany

Email: bernd.scheuermann@sap.com

Björn Kolbeck

Zuse Institute Berlin

Email: kolbeck@zib.de

Erich Focht

NEC

Email: efocht@hpce.nec.com

Abstract—We propose using trace-based assessment of the performance of distributed file systems (DFS) under transactional IO load. The assessment includes simulations and experiments using the IO traces. Our experiments suggest that DFS, and specifically XtreamFS have a good potential to support transactional IO load in distributed environments: they demonstrate good performance, high availability and scalability, while at the same time opening the way to TCO reduction.

I. INTRODUCTION

In recent year new advanced file systems were introduced [1], [6], [4], [5]. The target of this paper is to assess the benefits that an enterprise application can get using those file systems. Since it is not possible to cover all the available candidates, we decide to concentrate on the most promising ones.

Our search for storage candidates was governed by several requirements, which we discuss now. Since we target multi-tenant environments where the economy of the scale becomes valid, the underlying storage system should support this scalability. Thus scalability, provided by the file system, was the desired parameter. The data of an enterprise system is often mission critical and must be highly available. Thus high availability is the desired requirement. Next to from the business perspective it is required to keep TCO low. Thus open source solutions become attractive. An additional axis to keep TCO low is using commodity hardware and solutions that are able to scale out on the commodity hardware, as opposed to the solutions that follow expansive scale-up paradigm. The candidates should also enable operating in the cloud environment, where nodes are heterogeneous.

Next we provide a short overview of the novel paradigm of distributed file systems that is capable to fulfill the requirements that we drew above. There are similarities among distributed file systems from industry recently and several other grid or high-performance communities. The most important characteristic they have in common is that they are built on plenty but cheap commodity hardware. The novel file system design is founded on the following principals:

- 1) Higher level of data abstraction: object abstraction decentralizes data access operations and enables clients to access objects without centralized mapping scheme, which uncovers higher scalability potential.

- 2) Multiple data servers (often named as OSD - Object Storage Device): A set of storage nodes stores data from the clients. Multiple data servers exist for parallel access and redundancy reasons. The overall bandwidth and operations can be aggregated and is not limited by some dedicated storage controller throughput rather by aggregative network bandwidth. Furthermore, the sum over all the caches of individual OSDs provides distributed cache of the distributed file system.
- 3) Object based data access: Clients access files/data by an identifier and byte positions. Clients do not have to deal with block layers and leave this mapping to the metadata servers.
- 4) Metadata offloading: The metadata is separated from the content itself via dedicated metadata servers. For performance and high availability multiple metadata servers may exist. They implement mappings from high level data naming schemes to objects on the storage servers.
- 5) Software based fault tolerance: Commodity hardware fails and does not come with expensive countermeasures for that. The software handles hardware failures. Good persistence layer designs involve all available nodes to handle the workload. Thus redundant hardware increases the capacity and allows the system also to scale with customers needs seamlessly.

Now we provide the outline of the paper. The next section provides the description of the file systems that we chose for our study. Then we describe the enterprise applications that were used as the application benchmark. Afterwards we introduce trace-based analysis that provides us with experimental and analytical methodology. Then we introduce the section that describes our simulations of file system's distribution functions. The section on experiments describes the experiments that we performed and presents the experimental results. We conclude with the conclusions and further research sections.

After introducing the requirements that drew our search for the file system candidates we describe the candidates that we have chosen.

II. FILE SYSTEMS

We decide to focus the attention of the paper on the following candidates

A. NFS

Network File System (NFS) is a network file system protocol allowing a user on a client computer to access files over a network in a manner similar to how local storage is accessed. We chose NFS because of its wide adoption at industry.

B. State of the Art Filer

A filer of the leading storage vendor was used as the storage solution at the system, where the traces were collected. Thus we use it as the baseline storage system at our analysis.

C. CEPH

CEPH [6] is a distributed file system that is related to Storage Cloud Infrastructure activity of VISION project. It is designed for a single data center environment and targets scalability, performance and reliability.

As a typical object-based file system, CEPH separates metadata management and actual data. All metadata operations are managed by metadata server (MDS) cluster, while all file operations are performed directly by object storage devices (OSDs). While most of the existing object-based file systems maintain lists of objects per file (e.g., [7]), CEPH uses special-purpose distributed hash function CRUSH [7] to assign files to storage devices. Using CRUSH, any component in the CEPH infrastructure can determine the object and its replica locations efficiently without further lookups at the metadata server. The basis for CRUSH to perform this computation is a versioned OSD cluster map - a compact description of the devices that make up the storage cluster. Cluster map is consistently propagated to clients and servers by means of a cluster of monitors that identifies persistent problems at the cluster map and notifies the involved OSDs.

For applications that require high performance, CEPH provides additional APIs to selectively achieve performance gain in the expense of relaxed POSIX semantics.

Metadata server (MDS cluster) uses dynamic subtree partitioning strategy [8] to manage cached metadata. Each MDS node caches a portion of the directory hierarchy and maintains counters for inodes to determine their recent popularity. These counters are periodically compared across different MDS nodes and appropriate directory subtrees are migrated to preserve metadata operations locality at MDS nodes and to keep the workload evenly distributed.

CEPH separates between fast update visibility and data safety by performing write operation in two phases. At the first phase the update is applied to each OSD that stores the relevant replica. OSDs returns acknowledge event when the update is written to their memory cache. Ceph collects acknowledge events from each OSD and afterwards returns acknowledge event to the client, which enables fast visibility of the update for the other clients. At the second stage each OSD returns commit event after committing the data to the disk. Finally

CEPH returns the commit event to the client after collecting commit events from each involved OSD, ensuring that the data is safely committed.

CEPH is designed for a single-data center installation, where it can provide high performance, reliability and scalability. The VISION project, however targets the cloud environment, where the data is spread across multiple, geographically distributed data centers.

D. XtreamFS

XtreamFS [1] is a distributed file system for the grid computing environments. It is developed as part of the EU-funded XtreamOS [2] project. It is designed for simplifying the handling of large amounts of data. A design goal was to support geographically distributed environment interconnected using wide area networks. It exposes a POSIX file interface. It separates data from metadata and uses internally the abstraction of objects for the storing data. Object metadata is kept in a metadata and replica catalog (MRC). Metadata defines the replication degree of files and distribution policies.

For high availability and performance XtreamFS supports replication of files and metadata. File replicas may be moved close to the clients that access them, thus providing clients with a better throughput and lower latency. Replica locations are stored at the metadata server. To provide high availability XtreamFS volumes are also replicated and partitioned across multiple MRCs.

To guarantee POSIX semantics, OSDs negotiate leases [3]. A lease holder can determine the latest version of the replica and thus is able to determine if it holds the latest version of the data. The client is given the flexibility to choose a policy for replica synchronization. It can choose for example to conservatively acknowledge an update only after at least three replicas receive the update. Alternatively it can choose a policy to synchronize replicas lazily or on demand.

Since lease coordination uses the expensive distributed consensus protocol, lease coordination process does not scale well. This affects file system performance when many OSDs are used for a file. Storage solutions that will be developed at the VISION project will be highly scalable for large data objects, data collections and many object replicas.

In our study the file systems introduced above should support enterprise applications. The next section describes the applications that we used in our study.

III. ENTERPRISE APPLICATIONS

This section describes applications that we used to characterize IO load of enterprise applications. We also point out potential benefits that a Distributed Object-Based file systems (DFS) can provide for the applications.

A. Enterprise Search Application

SAP BI runs a distributed middleware system over SAP TREX. Figure 1 shows the architecture of TREX. In the document mode, TREX indexes a large collection of documents. At the indexing stage, one TREX node reads the documents,

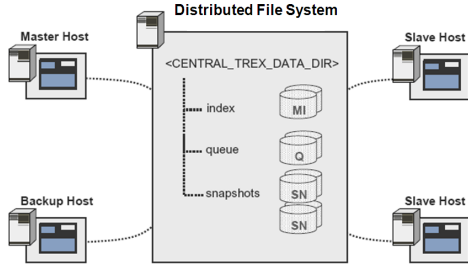


Fig. 1. TREX - Enterprise Search Engine

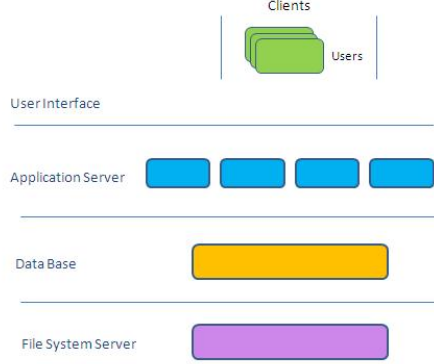


Fig. 2. Transactional application and the supporting platform.

generating read load on the underlying file system. Then TREX calculates the search index and writes it back to the file system, resulting in a collection of index files that are written onto the file system imposing write load. Thus index creation stage of TREX generates IO load that is characterized as massive read and write loads.

B. Transactional Application

Transactional enterprise applications run over a dedicated platform that provides the applications with the required functionality and services. Figure 2 shows an architectural overview of the application and the supporting platform. Clients access the application via user interface. The applications of SAP run over SAP Web Application Server that can run in a distributed landscape configuration. When the application server needs to perform a transaction on behalf of the application, it uses data base for permanent storage. The data base stores the transactional data in the underlying file system. Thus the transactional load imposed to the file system may be characterized as IO load generated by the data base when the data base supports transactional applications. For this reason we the transactional application in our application is represented by the IO load that the database generated while supporting enterprise transactional application. In our experiments we used MaxDB data base and we call our transactional application *MaxDB application*.

IV. MODELING APPLICATION AND FILE SYSTEM

SAP Web Application Server is a very complex system, which is hard to install, maintain and use directly in performance testing. So it is desirable to develop an approach to capture the application behavior in the context of IO in the form of a suitable model and be able to apply this model to the file system without the actual execution of the application. In this paper we propose using *trace-based methodology* to model the application IO behavior. File systems are also complex systems that are hard to install and maintain. And for this reason it is desirable to capture the file system characteristics in the form of an appropriate model and use the model rather than the real file system in subsequent analysis i.e. for the purpose of performance assessment of running the application over the file system. In this paper we use *simulation-based methodology* to model the most prominent characteristics of the file system. Having the application IO behavior model also enables analysis to recognize application IO access patterns. Knowing the application access patterns can help in choosing the most appropriate storage system and tuning it to the application needs. Next we present both the trace-based and simulation-based methodologies.

A. Trace-Based Methodology

In the trace-based methodology we model the IO behavior of an application in the form of traces that the application generates for the underlying file system. To create the model we suggest running the real business application over a real file system and intercepting the trace of IO accesses that the application generates for the file system. The recorded IO trace comprises the model of application behavior in the context of IO system. We name the model creation stage recording. Figure 2.4 shows architectural details of recording. In our work we used [SysemTap] for IO access interception. Later the captured trace is used for experiments, simulations and analysis.

Recently the economy of the scale is achieved also by means of multi-tenant applications, where TCO per tenant drops down as the number of tenants grows. Our trace-based methodology enables emulation of multi-tenant applications, once the model for one application is constructed. To emulate N tenants of in multi-tenant application we suggest create superposition of several instances of one-tenant model such that each the start time of each instance is randomly shifted relatively to other instances. We provide more details on this process later.

B. Using Application Model for Experiments

Modeling application IO behavior eliminates the need to use the real application for running the experiments - instead of running the application over the file system we just *replay* the application trace over the file system. Figure 3 shows the architectural details of this process. To emulate N tenants of a multi-tenant application we suggest using the model of one tenant in the following manner. The existing model of one tenant is concurrently replayed as the model of each individual

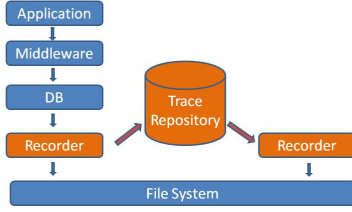


Fig. 3. Trace-based methodology.

tenant among the N required emulated tenants. To achieve the image of N different concurrently running tenants, the single-tenant trace is started N time with different initial time shift. The initial time shift is chosen randomly. If the time displacement of each pair among N running traces is wide enough, running N concurrent traces creates the effect of running N different tenants simultaneously. We call running each trace among N concurrent traces *IO-stream*.

C. Using Application Model for Simulation

Above we discussed how the real application may be replaced by the application IO model in the context of executing experiments over the real file system. Using the application IO model we can do an additional step and replace the real file system by its model. This process further simplifies the assessment of different aspects of running application over a file system. The model, of course should capture the most prominent characteristics of the file system. Once again we can use the superposition of N individual tenant models to simulate the behavior of a multi-tenant application with N tenants.

An additional benefit of using application IO models is the reproducibility of the IO load - we were able to reproduce the same IO load across our experiments with different file systems. The drawback, however, is that we are not able to take into account the effects that running the application over different environments could change the behavior of the application itself. For example different response times of the file system can cause different order or timing of the IO accesses produced by the application.

V. SIMULATION

The effort on simulation is still work in progress and it will be reported later.

VI. EXPERIMENTS

At this section we describe the experiments that performed on the candidate file systems. All the experiments used the recorded trace to generate the IO load. Each experiment was repeated 3 times and the average over results is reported in this paper.

For MaxDB application we used latency and aggregative throughput as performance measures. Latency was measured the average latency over all accesses along replaying one entire trace. Aggregative throughput was measured the aggregative throughput over all the concurrent IO traces in each individual experiment. For TREX application we choose to use application-oriented performance measure - the overall time to construct the index.

At the recording stage for MaxDB application we used a state of the art filer as the file system. For TREX NFS file system was used. For each IO access the traces captured the access operation among open, close, read, write and seek. For read and write operation the trace captured the file id, the number of read or written bytes and the response time. For seek operation the trace captured the file id, seek offset and response time.

A. Experimental Environment

The testbed used in these tests is a 15 nodes cluster with SuSE Linux Enterprise 11 installed at each node. The nodes are connected via standard Ethernet which has a transfer rate of 1GB/s (E 1Gb/s). Performing the tests at the same dedicated cluster environment without using virtualization layers ensures accuracy, reproducibility and fairness of the comparison. In our experiments we used the release 1.1 of the XtremFS from 2009-09-18.

For our XtremFS experiments we created a number of volumes with 1, 4 and 8 OSDs. For each volume above its stripe width equals to the number of OSDs supporting that volume. To simulate parallel transactional load, we ran the trace replay simultaneously at several nodes - one trace replay per node. Each single trace replay within the concurrent trace replays we call IO stream. For each number of OSDs we ran the experiments with the following number of concurrent IO streams: 1, 2, 4, 6, 8, 10 and 12. Figures 4, 5, 6 and 7 present the experimental results, which we discuss in the next sub-section.

B. Results

Figures 4, 5, 6 and 7 presents the experimental results for the baseline filer technology, NFS volume and XtremFS volumes with Stripe Widths (SW) 1, 4 and 8. Figure 4 presents the read latency results. It shows that when NFS file system is compared with the XtremFS in the case of 1 IO stream, NFS file system provides better read latency, reflecting the fact that it is a mature system that is widely used in the industry and well-tuned for performance. However when the number of concurrent IO streams grows beyond 1, the latency of NFS grows sharply, showing bad scalability. XtremFS, however shows much better resilience to scaling IO load and in the case of SW 8, its latency is almost not affected by the increased IO load. One explanation for this resilience of XtremFS for scaling IO load is in the ability of XtremFS to distribute IO accesses among the available OSDs - when the load grows XtremFS successfully distributes it among OSDs.

Note, however, that for the number of IO streams 2 and 6 for SW 4 and 8 the read latency of XtreamFS even improves, as compared to 1 IO stream. We explain this phenomenon by utilization of OSD-based distributed cache of XtreamFS on the one hand and overlapping working sets of IO streams on the other hand. When several IO streams work concurrently, they have the overlapping working set part. When the first IO stream fetches a stripe into the overlapping part, the other IO streams find this stripe already in the cache, eliminating the need to access the disk, which only improves the average access latency. Obviously the size of OSD-based aggregated XtreamFS cache grows linearly with the number of OSDs involved. This explains better latency in case of 8 OSDs than for 4 OSDs. Since NFS has the same cache size for the increasing number of IO streams, once the size of this application work set grows beyond the NFS cache size, the IO performance of NFS drops dramatically.

There is an additional argument for better read latency in the experiments where the number of IO streams does not exceed SW, as we show now. As long as the number of IO streams is at most as SW, IO streams in our experiments are placed on the same nodes where OSDs are running. Due to random striping policy of XtreamFS, the portion $1/SW$ of all IO accesses are handled locally by each node for the number of IO streams in 1, 2, ..., SW. Thus adding each additional IO stream beyond SW, is more expensive in terms of latency, giving rise to the latency when the number of IO streams is beyond SW.

Figures 5 shows the mirror effect of Figures 4, where the throughput of each file system increases as function of the distributed cache size of the file system and better load balance of IO accesses among the growing number of the available OSDs.

Figures 6 shows write latency of the baseline filer technology, NFS volume and XtreamFS volumes with SW in 1, 2, 4, 6, 8, 10, 12. All files in those experiments were open with O_SYNC flag, blocking the calling process until the data has been physically written to the underlying hardware. We set this flag since in a typical transactional application when a transaction is committed, the commit operation is written to disk or non-volatile memory to insure that it is persistent. Since the filer used non-volatile memory for the write operations, its latency is far below the latencies of the other file systems. As with the latency of the read operations, the latency of write operations of NFS shows bad scalability with growing number of IO streams, while the latency of write operations of XtreamFS volumes is more resilient for the growing number of IO streams. Furthermore, it may be observed that a higher SW provides with better resilience to the growing number of IO streams. Our interpretation of this observation is that with growing number of SW (and respectively OSDs) XtreamFS distributes the synchronous write operations among several OSDs and thus affectively balances the write load and reduces the collisions when several write operations are executed in a narrow time window.

Figures 7 shows write throughput in our experiments. As

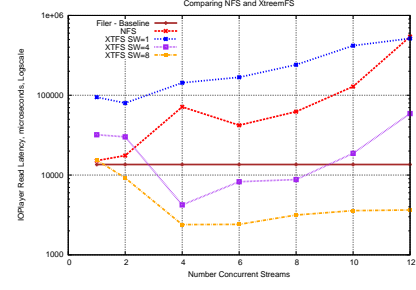


Fig. 4. Read latency.

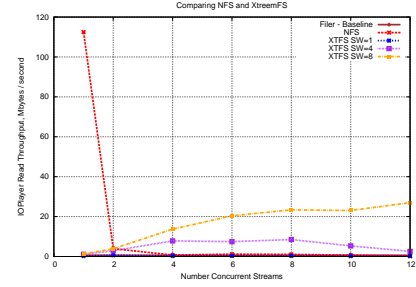


Fig. 5. Read throughput.

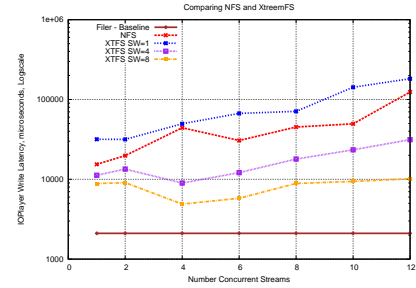


Fig. 6. Write latency.

in the case of read operations, the graphs of throughput of write operations provide with the mirror picture of the write latency. It is interesting to observe that for each SW 1, 4, and 8, the saturation of the rise in the throughput occurs at progressively higher levels. Actually for SW 8, the saturation is not approached even for 12 IO streams.

Note, also, that with SW 4, XtreamFS approaches the throughput of the baseline filer and with SW 8 exceeds it in spite of the fact that the filer used non-volatile memory to shorten latency. This clearly shows the advantage of the distributed XtreamFS file system to scale out with the commodity hardware, as opposed to the scale-up capability of the filer technology.

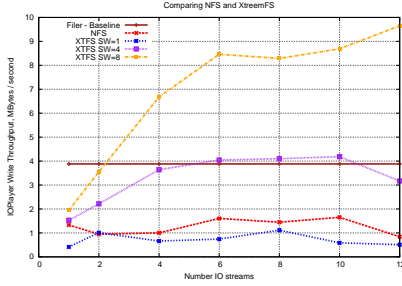


Fig. 7. Write throughput.

VII. CONCLUSIONS

We performed the performance analysis measurements which show promising results that support the following conclusions:

- Big distributed cache of XtremFS enables low latencies and high throughput for applications with large work set and asynchronous read operations. Thus XtremFS enables scaling of the application work sets on alternatively the number of concurrently executed applications without sacrificing performance.
- When an application uses synchronous write operations, XtremFS effectively distributes those write operations over several OSDs enabling low latencies and high throughput. It shows the scalability of XtremFS when facing the growing rate of asynchronous write operations.
- High availability - yet to be observed after completing implementation of the replication mechanism.
- XtremFS may help to reduce TCO of running business applications: XtremFS scales out over commodity hardware - it runs over commodity hardware and its performance scales almost linearly with stripe width.

Overall conclusion: our experiments show the potential of XtremFS to effectively support transactional load. However more work should be done to stabilize XtremFS and to prove its ability to support business application transactional load. It may be also required to exploit non-volatile memory mechanism at each OSD node to achieve low latency for synchronous write operations, which is crucial for implementing transactional write load.

VIII. FURTHER RESEARCH

In the future we plan to complete our simulation of the file system's distribution function. We also plan to broaden the simulation to validate more aspects of the distribution function which may affect the performance of the applications running over the file system.

Another axis in our study is verifying the performance of the implementation of distributed file system, when the disk-access time is eliminated from the performance analysis loop.

REFERENCES

- [1] F. Hupfeld, T. Cortes B. Kolbeck, J. Stender, E. Focht, M. Hess, J. Malo, J. Marti and E. Cesario, *The XtremFS architecture—a case for object-based file systems in Grids*, *Concurr. Comput. : Pract. Exper.*, vol. 20, 2008, pp. 2049-2060
- [2] <http://www.xtreemos.org/>
- [3] J. R. Lorch, A. Adya, W. J. Bolosky, R. Chaiken, J. R. Douceur, J. Howell, *The SMART way to migrate replicated stateful services*, *EuroSys '06: Proceedings of the 2006 EuroSys conference*, ACM Press: New York, NY, USA, 2006; pp. 103-115.
- [4] *Panasas ActiveScale File System (PanFS)*, Whitepaper.
- [5] *Lustre: A Scalable, High-Performance File System*, Whitepaper.
- [6] S. Weil, S. Brandt, E. Miller, D. Long, and C. Maltzahn, *Ceph: a scalable, high-performance distributed file system*, *Proceedings of the second ACM workshop on Storage security and survivability*, Alexandria, Virginia, USA, 2006, pp. 29-40
- [7] S. A. Weil, S. A. Brandt, E. L. Miller, and C. Maltzahn., *CRUSH: Controlled, scalable, decentralized placement of replicated data*, In *Proceedings of the 2006 ACM/IEEE Conference on Supercomputing (SC '06)*, Tampa, FL, Nov. 2006. ACM
- [8] S. A. Weil, K. T. Pollack, S. A. Brandt, and E. L. Miller, *Dynamic metadata management for petabyte-scale file systems*, In *Proceedings of the 2004 ACM/IEEE Conference on Supercomputing (SC '04)*. ACM, Nov. 2004. [31]
- [9] <http://sourceware.org/systemtap/>