

Phonon-mediated desorption of image-bound electrons from dielectric surfaces

R. L. Heinisch, F. X. Bronold, and H. Fehske

Institut für Physik, Ernst-Moritz-Arndt-Universität Greifswald, 17489 Greifswald, Germany

(Dated: November 20, 2018)

A complete kinetic modeling of an ionized gas in contact with a surface requires the knowledge of the electron desorption time and the electron sticking coefficient. We calculate the desorption time for phonon-mediated desorption of an image-bound electron, as it occurs, for instance, on dielectric surfaces where desorption channels involving internal electronic degrees of freedom are closed. Because of the large depth of the polarization-induced surface potential with respect to the Debye energy multi-phonon processes are important. To obtain the desorption time, we use a quantum-kinetic rate equation for the occupancies of the bound electron surface states, taking two-phonon processes into account in cases where one-phonon processes yield a vanishing transition probability, as it is sufficient, for instance, for graphite. For an electron desorbing from a graphite surface at 360 K we find a desorption time of $2 \cdot 10^{-5}$ s. We also demonstrate that depending on the potential depth and bound state level spacing the desorption scenario changes. In particular, we show that desorption via cascades over bound states dominates unless direct one-phonon transitions from the lowest bound state to the continuum are possible.

PACS numbers: 52.40.Hf, 73.20.-r, 68.43.Nr

I. INTRODUCTION

Whenever at the surface of a solid the vacuum level falls inside an energy gap, that is, whenever the electron affinity of the surface is negative, polarization-induced external surface states (image states) exist, as it is known from macroscopic electrodynamics¹. Originally predicted² for the surfaces of liquid and solid He, Ne, H₂, and D₂ the existence of image states has by now been experimentally verified for a great number of metallic^{3–11} as well as insulating^{12–14} surfaces. In addition, there exist a variety of dielectric materials, for instance, diamond^{15–17}, boron nitride¹⁸, and alkali-earth metal oxides^{19–21}, which have surfaces with a negative electron affinity. They should thus support image states. Interesting in this respect are also electro-negative dielectric structures used in electron emitting devices, such as, cesium-doped silicon oxide films^{22–24} and GaAs-based heterostructures^{25–27}.

In contrast to intrinsic surface states²⁸, originating either from the sudden disappearance of the periodic lattice potential or unsaturated bonds at the surface, image states are not localized at the edge but typically a few Å in front of the solid. An external electron approaching the solid from the vacuum with a kinetic energy below the lowest unoccupied intrinsic electron state of the surface may thus get trapped (adsorbed) in these states provided it can get rid of its excess energy. Once it is trapped it may de-trap again (desorb) if it gains enough energy from the solid. Hence, in addition to elastic and inelastic scattering, the interaction of low-energy electrons with surfaces may encompass physisorption – the polarization-induced temporary binding of an electron to the surface.

Unlike physisorption of neutral atoms and molecules, which has been studied in great detail ever since the seminal works of Lennard-Jones and collaborators^{29–38}, ph-

ysisorption of electrons has been hardly investigated. It is only until recently that we pointed out^{39,40} that the charging of surfaces in contact with an ionized gas, as it occurs, for instance, in the interstellar medium^{41–43}, in the upper atmosphere⁴⁴, in dusty laboratory plasmas^{45,46}, and in dielectrically bounded low-temperature plasmas^{47–52}, could be perhaps microscopically understood as an electronic physisorption process.

Parameters characterizing physisorption of electrons at surfaces are the electron sticking coefficient s_e and the electron desorption time τ_e . Little is quantitatively known about these parameters, although they are rather important for a complete kinetic description of bounded gas discharges (as it is in fact also the case for the sticking coefficient and desorption time of neutral particles which play a central role for the kinetic modeling of bounded neutral gases^{53–55}). Very often s_e and τ_e are simply used as adjustable parameters.

In view of the importance of s_e and τ_e for bounded plasmas, we adopted in Ref.⁴⁰ the quantum-kinetic approach originally developed for the theoretical description of physisorption of neutral particles^{37,38} to calculate s_e and τ_e for a metallic surface. Neglecting crystal-induced surface states and describing the metal within the jellium model we obtained for an ideal surface with a classical image potential $s_e \approx 10^{-4}$ and $\tau_e \approx 10^{-2}$ s. Although s_e seems to be rather small, the product $s_e \tau_e \approx 10^{-6}$ s, which is the order of magnitude we expected from our study of charging of dust particles in low-temperature plasmas³⁹.

Physisorption of an external electron implies energy exchange between the electron and the electronic and/or vibrational elementary excitations of the surface. For a metallic surface creation and annihilation of internal electron-hole pairs seem to be the main reason for electron energy relaxation at the surface^{56,57}. For a dielectric surface, however, the typical energy of an internal electron-hole pair is of the order of the energy gap, that

is, for the dielectrics we are interested in, a few electron volts. For typical surface temperatures this is way too large for electron-hole pairs to cause energy relaxation at the surface. At dielectric surfaces it has to be rather the creation and annihilation of phonons which leads to electron energy relaxation.

For dielectrics with a large dielectric constant and a large energy gap, the level spacing of the two lowest states in the (polarization-induced) surface potential turns out to exceed the maximum phonon energy, which is, within the Debye model, the Debye energy. Hence, in contrast to physisorption of neutral particles, which typically involves a few bound states with energy spacings not exceeding the Debye energy³⁷, physisorption of electrons at (this type of) dielectric surfaces takes place in a deep potential supporting deep bound states whose energy spacings may be larger than the Debye energy. Relaxation channels involving internal electronic degrees of freedom being closed, because of the large gap, electron energy relaxation, and hence sticking and desorption of electrons, has to be controlled by multi-phonon processes.

Typical dielectric plasma boundaries are, in dusty plasmas^{45,46}, graphite and melamine-formaldehyde, and in dielectric barrier discharges^{47–52} Duran glass, silicon dioxide, and aluminum oxide. We suspect on empirical grounds that plasma boundaries always support image states, if not intrinsically then due to chemical contamination from the discharge. Based on this hypothesis we investigate in the following, employing a simple model for the polarization-induced interaction between an electron and a dielectric surface^{58,59}, the desorption of an image-bound electron from a dielectric surface. We are particularly interested in how multi-phonon processes affect the competition between direct desorption, that is, the direct transition between bound and unbound surface states, and cascading desorption³⁵, that is, the successive climbing up of the ladder of bound surface states until the continuum is reached.

For the plasma boundaries just mentioned, image states have been so far only observed for graphite¹³ (see Table I for the relevant material parameters). Surprisingly, the measured binding energy of the lowest image state, $E_1^{\text{exp}} \approx -0.85$ eV, is lower than the energy of the lowest bound state in the classical image potential, which should be in fact a lower bound². Indeed, for $\epsilon_s = 13.5$, the dielectric constant of graphite, $E_1^{\text{cl}} \approx -0.63$ eV. Taking either E_1^{exp} or E_1^{cl} in conjunction with $\hbar\omega_D \approx 0.22$ eV, the Debye energy for graphite, 3.9 or 2.9 phonons would be required for a direct transition to the continuum. The probability for an electron to de-trap from the lowest image state of graphite via such a transition would be accordingly small. Cascades using higher lying bound states as intermediaries should therefore become rather important. The largest energy difference to overcome would then be the one between the two lowest bound states. For the classical image potential, e.g., this difference is 0.47 eV, implying that at most 2.35 phonons are required for getting a cascade running

from the lowest level.

From these estimates we conclude that for graphite, with its rather high Debye energy, the number of phonons involved in physisorption of electrons is small enough to use it as an expansion parameter for the transition probability. Taking moreover the recoil energy into account the dipole-active elementary excitation responsible for the polarization-induced surface potential imparts onto the external electron⁵⁹, two-phonon processes even turn out to suffice. The other dielectrics have a much smaller Debye energy. The number of phonons involved is thus much larger. Instead of a brute force expansion other approaches seem to be more suitable in these cases⁶⁰.

The outline of the remaining paper is as follows. First, in Section II, we set up the quantum-kinetic rate equation for the occupancies of bound surface states and introduce a classification scheme for the depth of the surface potential. In Section III we describe the microscopic model for the electron-surface interaction, including the static part which provides the surface states involved in physisorption and the dynamic part which drives the transitions between these states and is thus responsible for desorption. In Section IV we calculate the transition probability up to fourth order in the displacement field, thereby taking one- and two-phonon processes into account, which we believe to be sufficient for graphite. This calculation is very lengthy⁶¹ and cannot be totally reproduced here. Three appendices provide the required mathematical details. Finally, in Section V we present and discuss our results before we conclude in Section VI.

II. DESORPTION FROM MANY BOUND STATES

Following Gortel, Kreuzer and Teshima³⁵, the kinetics in a manifold of bound surface states can be described by a quantum-kinetic rate equation. Assuming that once the electron is in an unbound surface state it is immediately pushed away from the surface, which is reasonable if we consider the electron as a test electron desorbing from a negatively charged surface (see Ref.⁴⁰ for more details), the time evolution of the occupancies of the bound surface states for the (test) electron is given by³⁵

$$\frac{d}{dt}n_q(t) = \sum_{q'} [W_{qq'}n_{q'}(t) - W_{q'q}n_q(t)] - W_{cq}n_q(t), \quad (1)$$

where $W_{qq'}$ is the probability for a transition from state q' to state q and $W_{cq} = \sum_k W_{kq}$ is the probability for a transition from the bound state q to the continuum. In compact matrix notation (1) may be rewritten as

$$\frac{d}{dt}\mathbf{n} = \mathbf{T}\mathbf{n}, \quad (2)$$

where \mathbf{n} is the N -dimensional column vector of the occupancies of the bound surface states and \mathbf{T} is the matrix of the transition probabilities.

To determine the formal solution of this equation,

$$\mathbf{n}(t) = \exp[\mathbf{T}t]\mathbf{n}(0), \quad (3)$$

the eigenvalue equation for the matrix \mathbf{T} has to be solved. In general, \mathbf{T} is not symmetric. Thus, there are right and left eigenvectors³⁵, \mathbf{e}^κ and $\tilde{\mathbf{e}}^\kappa$, respectively, which can be chosen to be orthogonal to each other. In terms of the right eigenvectors of \mathbf{T} ,

$$\mathbf{n}(t) = \sum_{\kappa} f^\kappa e^{-\lambda_\kappa t} \mathbf{e}^\kappa, \quad (4)$$

where the coefficients f^κ are determined by decomposing the initial distribution into eigenfunctions according to

$$\mathbf{n}(0) = \sum_{\kappa} f^\kappa \mathbf{e}^\kappa. \quad (5)$$

Due to the losses to the continuum all eigenvalues $-\lambda_\kappa$ turn out to be negative³⁵. Hence, for sufficiently long times the image-bound electron escapes into the continuum and the bound state occupation vanishes, i.e. $n_q(t \rightarrow \infty) = 0 \forall q$. If the transitions leading to losses to the continuum are much slower than the transitions between bound states, i.e. $W_{cq} \ll W_{qq'}$, the bound electron evaporates slowly into the continuum. One eigenvalue, λ_0 , is then considerably smaller than all the others and its right eigenvector corresponds to the equilibrium distribution $n_q^{\text{eq}} = e_q^{(0)}$. The general solution (4) can then be split into two terms³⁵,

$$n_q(t) = f^0 e_q^0 e^{-\lambda_0 t} + \sum_{\kappa > 0} f^\kappa e_q^\kappa e^{-\lambda_\kappa t}, \quad (6)$$

where the first term gives the time evolution for an equilibrium occupation of the bound states whereas the second term describes the fast equilibration of a distortion of the equilibrium occupation at the beginning of the desorption process. It is subject to much faster transitions which will be completed soon after the beginning of the desorption process. Since the fate of the electron for long times depends only on the equilibrium occupation, we identify the inverse of the desorption time with the lowest eigenvalue,

$$\tau_e^{-1} = \lambda_0. \quad (7)$$

This conceptual framework of desorption requires surface states and transition probabilities between them as input. For dielectric surfaces the transitions are driven by phonons whose energy scale, within the Debye model, is the Debye energy. It is therefore natural to measure energies in units of the Debye energy $\hbar\omega_D = k_B T_D$. Important parameters characterizing the potential depth are then

$$\epsilon_q = \frac{E_q}{\hbar\omega_D} \quad \text{and} \quad \Delta_{qq'} = \frac{E_q - E_{q'}}{\hbar\omega_D}, \quad (8)$$

where $E_q < 0$ denotes the energy of the q th bound state. We call the surface potential shallow if the lowest bound

state is at most one Debye energy beneath the continuum, i.e. $\epsilon_1 > -1$, one-phonon deep if the energy difference between the lowest two bound states is less than one Debye energy, i.e. $\Delta_{12} > -1$, two-phonon deep if the energy difference between the lowest two bound states is between one and two Debye energies, i.e. $-1 > \Delta_{12} > -2$.

Shallow and one-phonon deep potentials are typical for physisorption of neutral atoms and molecules. Because of the strong polarization-induced interaction between an external electron and a surface, physisorption of electrons, however, typically takes place in at least two-phonon deep surface potentials. Multi-phonon processes should thus play an important role.

III. ELECTRON-SURFACE INTERACTION

An electron in front of a solid surface feels a polarization-induced attraction to the surface because of the coupling to dipole-active excitations of the solid. For a dielectric material the relevant modes are optical surface phonons^{58,59}.

If, for a dielectric solid with negative electron affinity, the kinetic energy of an external electron is less than the negative of the electron affinity, the electron cannot enter the solid, which, for the purpose of the calculation, we assume to fill the whole left half-space ($z \leq 0$), being terminated at $z = 0$ with a surface whose lateral extension A is eventually made infinitely large. Evans and Mills⁵⁹ studied this situation by variational means. They found that far from the surface, the interaction potential is the classical image potential known from elementary electrostatics but close to the surface the interaction potential is strongly modified by the recoil energy resulting from the momentum transfer parallel to the surface when the electron absorbs or emits a (dipole-active) surface phonon.

The recoil energy makes the interaction potential not only nonlocal for distances less than the bulk polaron radius $z_s = \sqrt{\hbar/2m\omega_s}$, where m is the mass of the electron, ϵ_s is the static dielectric constant, and $\omega_s = \omega_T \sqrt{(1 + \epsilon_s)/2}$ is the frequency of the surface phonon (ω_T is the TO-phonon frequency). Most importantly, it makes the interaction potential finite at the surface, in contrast to the singular behavior of the classical image potential. Denoting the lateral two-dimensional momentum transfer by \vec{K} , the simplest regular local approximation to the true interaction potential is⁵⁹

$$V(z) = -e^2 \frac{\epsilon_s - 1}{\epsilon_s + 1} \frac{\pi}{A} \sum_{\vec{K}} \frac{1}{K} \frac{e^{-2K|z|}}{1 + \frac{\hbar}{2m\omega_s} K^2}, \quad (9)$$

where K is the magnitude of the vector \vec{K} . It can be considered as a dynamically corrected classical image potential. Indeed, neglecting in the denominator the recoil energy, $\hbar K^2/2m$, the integral over \vec{K} can be easily performed and leads to

$$V_{\text{cl}}(z) = -\frac{e^2}{4} \frac{\epsilon_s - 1}{\epsilon_s + 1} \frac{1}{z}, \quad (10)$$

which is the classical image potential.

The dynamically corrected image potential (9) is attractive. The solution of the corresponding Schrödinger equation will thus yield bound and unbound surface states. To make an analytical solution feasible, we fit the dynamically corrected image potential (9) to a $1/z$ potential that is shifted along the z axis. Forcing the two potentials to coincide at the surface, that is, at $z = 0$, we obtain

$$V(z) \approx -\frac{e^2}{4} \frac{\epsilon_s - 1}{\epsilon_s + 1} \frac{1}{z + z_c} \quad (11)$$

with $z_c = z_s/\pi$. After the transformation $z \rightarrow z - z_c$ the Schrödinger equation corresponding to the shifted surface potential reads, in dimensionless variables $x = z/a_B$ and $\eta = 2\hbar^2 E/m\epsilon^4$,

$$\phi''(x) + \left(\frac{2\Lambda_0}{x} + \eta \right) \phi(x) = 0, \quad (12)$$

where $a_B = \hbar^2/m\epsilon^2$ is the Bohr radius and $\Lambda_0 = (\epsilon_s - 1)/4(\epsilon_s + 1)$. Assuming that electrons cannot enter the dielectric surface, we solve Eq. (12) with the boundary condition $\phi(x_c) = 0$ where $x_c = z_c/a_B$. The wave functions and energies for bound and unbound surface states, together with the additional boundary conditions we have to impose on them, are given in Appendix A.

Transitions between the eigenstates are due to dynamic perturbations of the surface potential. The surface potential is very steep near the surface. A strong perturbation arises therefore from the longitudinal acoustic phonon perpendicular to the surface which causes the surface plane to oscillate.

Including this type of surface vibrations and using the eigenstates of (12) as a basis, the Hamiltonian for the surface electron can be split into three parts,

$$H = H_e^{\text{static}} + H_{ph}^0 + H_{e-ph}^{\text{dyn}}, \quad (13)$$

where the first term is the Hamiltonian for the electron in the static surface potential,

$$H_e^{\text{static}} = \sum_q E_q c_q^\dagger c_q, \quad (14)$$

the second term is the Hamiltonian of the free acoustic phonons,

$$H_{ph}^0 = \sum_Q \hbar\omega_Q b_Q^\dagger b_Q, \quad (15)$$

where Q denotes a one-dimensional perpendicular wave vector, and the last term is the dynamic perturbation due to surface vibrations. Denoting for simplicity both bound and unbound eigenstates of the surface potential by $|q\rangle$, it is given by

$$H_{e-ph}^{\text{dyn}} = \sum_{q,q'} \langle q' | V_p(u, z) | q \rangle c_{q'}^\dagger c_q. \quad (16)$$

The displacement of the surface u is related to the phonon creation and annihilation operators in the usual way,

$$u = \sum_Q \sqrt{\frac{\hbar}{2\mu\omega_Q N_s}} (b_Q + b_{-Q}^\dagger) \quad (17)$$

with μ the mass of the unit cell of the lattice. The perturbation $V_p(u, z)$ can be identified as the difference between the displaced shifted surface potential and the static shifted surface potential. Recalling (11) and the transformation $z \rightarrow z - z_c$, it reads

$$V_p(z, u) = -\frac{e^2\Lambda_0}{z+u} + \frac{e^2\Lambda_0}{z}, \quad (18)$$

which, gearing towards a multi-phonon calculation³⁵, we expand in a Taylor series in u ,

$$V_p(z, u) = \frac{e^2\Lambda_0}{z^2}u - \frac{e^2\Lambda_0}{z^3}u^2 + \frac{e^2\Lambda_0}{z^4}u^3 + O(u^4). \quad (19)$$

IV. TRANSITION PROBABILITIES

A. Preparatory considerations

We intend to calculate the desorption time taking one- and two-phonon processes into account. Hence, we need to evaluate the transition probabilities $W_{qq'}$ for one- and two-phonon processes. In general, multi-phonon processes have two possible origins³²: (i) multi-phonon terms in the perturbation of the surface potential (19) and (ii) multiple actions of the perturbation as it is encoded in the T -matrix corresponding to H_{e-ph}^{dyn} .

Using expansion (19) the dynamic perturbation H_{e-ph}^{dyn} can be classified by the order in u . Up to third order,

$$H_{e-ph}^{\text{dyn}} = V_1 + V_2 + V_3 + O(u^4), \quad (20)$$

where in second quantized form

$$V_1 = \sum_Q \sum_{q,q'} G_{q,q'}^1(Q) (b_Q + b_{-Q}^\dagger) c_q^\dagger c_{q'}, \quad (21)$$

$$V_2 = - \sum_{Q_1, Q_2} \sum_{q, q'} G_{q,q'}^2(Q_1, Q_2) (b_{Q_1} + b_{-Q_1}^\dagger) \times (b_{Q_2} + b_{-Q_2}^\dagger) c_q^\dagger c_{q'}, \quad (22)$$

$$V_3 = \sum_{Q_1, Q_2, Q_3} \sum_{q, q'} G_{q,q'}^3(Q_1, Q_2, Q_3) (b_{Q_1} + b_{-Q_1}^\dagger) \times (b_{Q_2} + b_{-Q_2}^\dagger) (b_{Q_3} + b_{-Q_3}^\dagger) c_q^\dagger c_{q'}. \quad (23)$$

The matrix element of the electron-phonon interaction,

$$G_{q,q'}^n(Q_1, \dots, Q_n) = \left(\frac{\hbar}{2\mu N_s} \right)^{n/2} \frac{e^2\Lambda_0 Z_{q,q'}^{n+1}}{\sqrt{\omega_{Q_1} \dots \omega_{Q_n}}}, \quad (24)$$

involves the electronic matrix element,

$$Z_{q,q'}^n = \langle q | \frac{1}{z^n} | q' \rangle , \quad (25)$$

whose evaluation is sketched in Appendix B.

Quite generally, the transition probability from an electronic state $|q\rangle$ to an electronic state $|q'\rangle$ is given by³²

$$\mathcal{R}(q', q) = \frac{2\pi}{\hbar} \sum_{s,s'} \frac{e^{-\beta E_s}}{\sum_{s''} e^{-\beta E_{s''}}} |\langle s', q' | T | s, q \rangle|^2 \times \delta(E_s - E_{s'} + E_q - E_{q'}) , \quad (26)$$

where $\beta = (k_B T_s)^{-1}$ with T_s the surface temperature; $|s\rangle$ and $|s'\rangle$ are initial and final phonon states. We are only interested in the transition between electronic states. It is thus natural to average in (26) over all phonon states. The delta function guarantees energy conservation.

The T -matrix describing the interaction between the external electron and the acoustic phonons obeys the operator equation,

$$T = H_{e-ph}^{\text{dyn}} + H_{e-ph}^{\text{dyn}} G H_{e-ph}^{\text{dyn}} , \quad (27)$$

where G satisfies,

$$G = G_0 + G_0 H_{e-ph}^{\text{dyn}} G , \quad (28)$$

and G_0 is given by

$$G_0 = (E - H_0 + i\epsilon)^{-1} \quad (29)$$

with $H_0 = H_e^{\text{static}} + H_{ph}^0$.

For a two-phonon process we $|\langle s', q' | T | s, q \rangle|^2$ in fourth order in u . We thus iterate T up to third order in u ,

$$T = V_1 + V_2 + V_3 + V_1 G_0 V_1 + V_1 G_0 V_2 + V_2 G_0 V_1 + V_1 G_0 V_1 G_0 V_1 + \mathcal{O}(u^4) , \quad (30)$$

and write for the transition probability (26)

$$\mathcal{R}(q', q) = \sum_{n=1}^{17} \mathcal{R}^n(q', q) , \quad (31)$$

where the individual transition probabilities $\mathcal{R}^n(q', q)$ can be classified by their order in u . The term of $\mathcal{O}(u^2)$,

$$\mathcal{R}^1 : \langle s', q' | V_1 | s, q \rangle \langle s, q | V_1^* | s', q' \rangle , \quad (32)$$

gives rise to the standard golden rule approximation.

Transition probabilities of $\mathcal{O}(u^3)$ vanish as the expectation value of an odd number of phonon creation or annihilation operators is zero. We can thus drop from the calculation the terms

$$\mathcal{R}^2 : \langle s', q' | V_1 | s, q \rangle \langle s, q | V_2^* | s', q' \rangle , \quad (33)$$

$$\mathcal{R}^4 : \langle s', q' | V_1 | s, q \rangle \langle s, q | V_1^* G_0^* V_1^* | s', q' \rangle , \quad (34)$$

$$\mathcal{R}^8 : \langle s', q' | V_2 | s, q \rangle \langle s, q | V_1^* | s', q' \rangle , \quad (35)$$

$$\mathcal{R}^{12} : \langle s', q' | V_1 G_0 V_1 | s, q \rangle \langle s, q | V_1^* | s', q' \rangle . \quad (36)$$

The remaining transition probabilities are of $\mathcal{O}(u^4)$ and describe two-phonon processes,

$$\mathcal{R}^3 : \langle s', q' | V_1 | s, q \rangle \langle s, q | V_3^* | s', q' \rangle , \quad (37)$$

$$\mathcal{R}^5 : \langle s', q' | V_1 | s, q \rangle \langle s, q | V_2^* G_0^* V_1^* | s', q' \rangle , \quad (38)$$

$$\mathcal{R}^6 : \langle s', q' | V_1 | s, q \rangle \langle s, q | V_1^* G_0^* V_2^* | s', q' \rangle , \quad (39)$$

$$\mathcal{R}^7 : \langle s', q' | V_1 | s, q \rangle \langle s, q | V_1^* G_0^* V_1^* G_0^* V_1^* | s', q' \rangle , \quad (40)$$

$$\mathcal{R}^9 : \langle s', q' | V_2 | s, q \rangle \langle s, q | V_2^* | s', q' \rangle , \quad (41)$$

$$\mathcal{R}^{10} : \langle s', q' | V_2 | s, q \rangle \langle s, q | V_1^* G_0^* V_1^* | s', q' \rangle , \quad (42)$$

$$\mathcal{R}^{11} : \langle s', q' | V_3 | s, q \rangle \langle s, q | V_1^* | s', q' \rangle , \quad (43)$$

$$\mathcal{R}^{13} : \langle s', q' | V_1 G_0 V_1 | s, q \rangle \langle s, q | V_2^* | s', q' \rangle , \quad (44)$$

$$\mathcal{R}^{14} : \langle s', q' | V_1 G_0 V_1 | s, q \rangle \langle s, q | V_1^* G_0^* V_1^* | s', q' \rangle , \quad (45)$$

$$\mathcal{R}^{15} : \langle s', q' | V_1 G_0 V_2 | s, q \rangle \langle s, q | V_1^* | s', q' \rangle , \quad (46)$$

$$\mathcal{R}^{16} : \langle s', q' | V_2 G_0 V_1 | s, q \rangle \langle s, q | V_1^* | s', q' \rangle , \quad (47)$$

$$\mathcal{R}^{17} : \langle s', q' | V_1 G_0 V_1 G_0 V_1 | s, q \rangle \langle s, q | V_1^* | s', q' \rangle . \quad (48)$$

A complete two-phonon calculation would take all these transition probabilities into account as they stand. This is however not always necessary. In the next subsection we show that the two-phonon transition probabilities contain terms which are merely corrections to the one-phonon transition probability (32). Thus, for transitions already triggered by a one-phonon process it may in some cases be reasonable to neglect, in a first approximation, these correction terms.

B. Calculation of the transition probabilities

The one-phonon transition probability $\mathcal{R}^1(q', q)$ can easily be brought into the form of the golden rule³⁵,

$$\mathcal{R}^1(q', q) = \frac{2\pi}{\hbar} \sum_Q G_{q,q'}^1(Q) [G_{q,q'}^1(Q)]^* \times \{n_B(\hbar\omega_Q) \delta(E_q - E_{q'} + \hbar\omega_Q) + [1 + n_B(\hbar\omega_Q)] \delta(E_q - E_{q'} - \hbar\omega_Q)\} , \quad (49)$$

where the two terms in the curly brackets describe, respectively, the absorption and emission of a phonon.

To evaluate transition probabilities numerically we assume the phonon spectrum to be adequately represented by the Debye model. Sums over phonon wave numbers can thus be transformed into integrals according to

$$\sum_Q \dots = \frac{3N_s}{\omega_D^3} \int_0^{\omega_D} d\omega \omega^2 \dots \quad (50)$$

Formula (C6) in Appendix C gives the one-phonon transition probability in compact form as used in the numerical calculation.

The manipulation of the two-phonon transition probabilities is rather involved and cannot be reproduced en-

tirely. In order to illustrate the necessary steps we take

$$\begin{aligned} \mathcal{R}^{10}(q', q) &= \frac{2\pi}{\hbar} \sum_{s, s'} \frac{e^{-\beta E_s}}{\sum_{s''} e^{-\beta E_{s''}}} \langle s', q' | V_2 | s, q \rangle \\ &\times \langle s, q | V_1^* G_0^* V_1^* | s', q' \rangle \\ &\times \delta(E_s - E_{s'} + E_q - E_{q'}) \end{aligned} \quad (51)$$

as a representative example. It contains both types of

interactions: a simultaneous two-phonon interaction V_2 and two successive one-phonon interactions V_1 linked by a virtual intermediate state arising from the iteration of the T -matrix.

We begin the calculation with inserting into (51) the expressions for V_1 , V_2 , and G_0 as given by (21), (22), and (29), respectively. Inserting, furthermore, the resolution of the identity over electron and phonon states,

$$\begin{aligned} \mathcal{R}^{10}(q', q) &= -\frac{2\pi}{\hbar} \sum_{s, s'} \frac{e^{-\beta E_s}}{\sum_{s''} e^{-\beta E_{s''}}} \sum_{q_1, q_2} \sum_{s_1, s_2} \langle s' | \sum_{Q_1, Q_2} G_{q', q}^{(2)}(Q_1, Q_2) (b_{Q_1} + b_{-Q_1}^\dagger) (b_{Q_2} + b_{-Q_2}^\dagger) | s \rangle \\ &\times \langle s | \sum_{Q_3} [G_{q, q_1}^{(1)}(Q_3)]^* (b_{Q_3}^\dagger + b_{-Q_3}) | s_1 \rangle \langle s_1, q_1 | \frac{1}{E_s + E_q - H_0 - i\epsilon} | s_2, q_2 \rangle \\ &\times \langle s_2 | \sum_{Q_4} [G_{q_2, q'}^{(1)}(Q_4)]^* (b_{Q_4}^\dagger + b_{-Q_4}) | s' \rangle \delta(E_s - E_{s'} + E_q - E_{q'}) . \end{aligned} \quad (52)$$

Using the two identities

$$\delta(x) = \frac{1}{2\pi} \int_{-\infty}^{\infty} e^{ixt} dt \quad \text{and} \quad \frac{1}{x - i\epsilon} = i \int_{-\infty}^0 e^{i(x-i\epsilon)\tau} d\tau \quad (53)$$

and the fact that the free resolvent is diagonal with respect to the electron-phonon states $|q, s\rangle$ we obtain

$$\begin{aligned} \mathcal{R}^{10}(q', q) &= -\frac{2\pi}{\hbar} \sum_{q_1} \sum_{Q_1, Q_2, Q_3, Q_4} \frac{1}{2\pi} \int_{-\infty}^{\infty} dt/\hbar e^{i(E_q - E_{q'})t/\hbar} i \int_{-\infty}^0 d\tau/\hbar e^{i(E_q - E_{q_1} - i\epsilon)\tau/\hbar} G_{q', q}^{(2)}(Q_1, Q_2) \\ &\times [G_{q_1, q}^{(1)}(Q_3) G_{q', q_1}^{(1)}(Q_4)]^* \frac{\sum_{s, s', s_1} e^{-\beta E_s}}{\sum_{s''} e^{-\beta E_{s''}}} \langle s' | (b_{Q_1} + b_{-Q_1}^\dagger) (b_{Q_2} + b_{-Q_2}^\dagger) | s \rangle \\ &\times \langle s | e^{iE_s t/\hbar} (b_{Q_3}^\dagger + b_{-Q_3}) e^{-iE_{s_1} \tau/\hbar} | s_1 \rangle \langle s_1 | (b_{Q_4}^\dagger + b_{-Q_4}) e^{-iE_{s'} \tau/\hbar} | s' \rangle , \end{aligned} \quad (54)$$

where all exponential factors containing electron energies have been placed in front of the phonon average. Employing $\langle s | e^{iE_s t/\hbar} = \langle s | e^{iH_{ph}^0 t/\hbar}$ and introducing $v_Q = b_Q + b_{-Q}^\dagger$ the above expression becomes

$$\begin{aligned} \mathcal{R}^{10}(q', q) &= -\frac{2\pi}{\hbar} \sum_{q_1} \sum_{Q_1, Q_2, Q_3, Q_4} \frac{1}{2\pi} \int_{-\infty}^{\infty} dt/\hbar e^{i(\omega_q - \omega_{q'})t} i \int_{-\infty}^0 d\tau/\hbar e^{i(\omega_q - \omega_{q_1} - i\epsilon)\tau} G_{q', q}^{(2)}(Q_1, Q_2) \\ &\times [G_{q', q_1}^{(1)}(Q_3) G_{q_1, q}^{(1)}(Q_4)]^* \langle \langle v_{Q_3}^\dagger(t+\tau) v_{Q_4}^\dagger(t) v_{Q_1} v_{Q_2} \rangle \rangle , \end{aligned} \quad (55)$$

where $\langle \langle \dots \rangle \rangle = \sum_s e^{-\beta E_s} \langle s | \dots | s \rangle / \sum_{s''} e^{-\beta E_{s''}}$ is the average over phonon states. The operator $v_Q(t)$ evolves in time according to H_{ph}^0 . Hence, the four-point phonon correlation function appearing in (55) may be rewritten as

$$\begin{aligned} \langle \langle v_{Q_3}^\dagger(t+\tau) v_{Q_4}^\dagger(t) v_{Q_1} v_{Q_2} \rangle \rangle &= e^{i\omega_{Q_3}(t+\tau)} e^{i\omega_{Q_4}t} \langle \langle b_{Q_3}^\dagger b_{Q_4}^\dagger b_{Q_1} b_{Q_2} \rangle \rangle + e^{i\omega_{Q_3}(t+\tau)} e^{-i\omega_{Q_4}t} \langle \langle b_{Q_3}^\dagger b_{-Q_4} b_{Q_1} b_{-Q_2}^\dagger \rangle \rangle \\ &+ e^{i\omega_{Q_3}(t+\tau)} e^{-i\omega_{Q_4}t} \langle \langle b_{Q_3}^\dagger b_{-Q_4} b_{-Q_1}^\dagger b_{Q_2} \rangle \rangle + e^{-i\omega_{Q_3}(t+\tau)} e^{i\omega_{Q_4}t} \langle \langle b_{-Q_3} b_{Q_4}^\dagger b_{Q_1} b_{-Q_2}^\dagger \rangle \rangle \\ &+ e^{-i\omega_{Q_3}(t+\tau)} e^{i\omega_{Q_4}t} \langle \langle b_{-Q_3} b_{Q_4}^\dagger b_{-Q_1}^\dagger b_{Q_2} \rangle \rangle + e^{-i\omega_{Q_3}(t+\tau)} e^{-i\omega_{Q_4}t} \langle \langle b_{-Q_3} b_{-Q_4} b_{-Q_1}^\dagger b_{-Q_2}^\dagger \rangle \rangle , \end{aligned} \quad (56)$$

and further evaluated by forming all possible contractions. Using

$$\langle \langle b_{Q_1}^\dagger b_{Q_2} \rangle \rangle = \delta_{Q_1, Q_2} n_B(\hbar\omega_{Q_1}) \quad \text{and} \quad \langle \langle b_{Q_1} b_{Q_2}^\dagger \rangle \rangle = \delta_{Q_1, Q_2} [1 + n_B(\hbar\omega_{Q_1})] \quad (57)$$

and integrating over the times t and τ finally yields

$$\begin{aligned}
\mathcal{R}^{10}(q', q) = & -\frac{2\pi}{\hbar} \sum_{q_1} \sum_{Q_1, Q_2} G_{q', q}^2(Q_1, Q_2) [G_{q_1, q}^1(Q_2) G_{q', q_1}^1(Q_2)]^* \\
& \times \left(2n_B(\hbar\omega_{Q_1}) n_B(\hbar\omega_{Q_2}) \frac{\delta(E_q - E_{q'} + \hbar\omega_{Q_1} + \hbar\omega_{Q_2})}{E_q - E_{q_1} + \hbar\omega_{Q_1} - i\epsilon} \right. \\
& + [2n_B(\hbar\omega_{Q_1}) n_B(\hbar\omega_{Q_2}) + n_B(\hbar\omega_{Q_1})] \frac{\delta(E_q - E_{q'})}{E_q - E_{q_1} + \hbar\omega_{Q_1} - i\epsilon} \\
& + 2n_B(\hbar\omega_{Q_1}) [1 + n_B(\hbar\omega_{Q_2})] \frac{\delta(E_q - E_{q'} + \hbar\omega_{Q_1} - \hbar\omega_{Q_2})}{E_q - E_{q_1} + \hbar\omega_{Q_1} - i\epsilon} \\
& + [2n_B(\hbar\omega_{Q_1}) n_B(\hbar\omega_{Q_2}) + 2n_B(\hbar\omega_{Q_2}) + n_B(\hbar\omega_{Q_1}) + 1] \frac{\delta(E_q - E_{q'})}{E_q - E_{q_1} - \hbar\omega_{Q_1} - i\epsilon} \\
& + 2[1 + n_B(\hbar\omega_{Q_2})] n_B(\hbar\omega_{Q_1}) \frac{\delta(E_q - E_{q'} + \hbar\omega_{Q_1} - \hbar\omega_{Q_2})}{E_q - E_{q_1} - \hbar\omega_{Q_2} - i\epsilon} \\
& \left. + 2[1 + n_B(\hbar\omega_{Q_1})] [1 + n_B(\hbar\omega_{Q_2})] \frac{\delta(E_q - E_{q'} - \hbar\omega_{Q_1} - \hbar\omega_{Q_2})}{E_q - E_{q_1} - \hbar\omega_{Q_1} - i\epsilon} \right). \quad (58)
\end{aligned}$$

Similar expressions can be obtained for the other transition probabilities⁶¹. The formulae are all quite long. To gain more insight we classify two-phonon processes by the energy difference they can bridge. As can be seen in the above example this is controlled by delta functions which, quite generally, appear in two-phonon transition probabilities with four different arguments: $\delta(E_q - E_{q'})$, $\delta(E_q - E_{q'} \pm \hbar\omega_Q)$, $\delta(E_q - E_{q'} \pm (\hbar\omega_{Q_1} - \hbar\omega_{Q_2}))$, and $\delta(E_q - E_{q'} \pm (\hbar\omega_{Q_1} + \hbar\omega_{Q_2}))$. For the calculation of the transition probabilities we can drop all contributions proportional to $\delta(E_q - E_{q'})$ because in the one-dimensional model we are considering it implies no transition.

In the Debye model, the maximum phonon energy is the Debye energy $\hbar\omega_D$. Hence for terms in the transition probabilities that are proportional to $\delta(E_q - E_{q'} \pm \hbar\omega_Q)$ the maximal energy difference between the initial and final state of the electron cannot exceed one Debye energy. The two-phonon transition probabilities $\mathcal{R}^3, \mathcal{R}^5, \mathcal{R}^6, \mathcal{R}^7, \mathcal{R}^{11}, \mathcal{R}^{15}, \mathcal{R}^{16}$ and \mathcal{R}^{17} have only contributions of this type. They are thus only corrections to the one-phonon transition probability \mathcal{R}^1 .

Next, we consider terms proportional to $\delta(E_q - E_{q'} \pm (\hbar\omega_{Q_1} - \hbar\omega_{Q_2}))$. The energies of the two phonons $\hbar\omega_{Q_1}$ and $\hbar\omega_{Q_2}$ are both between zero and the Debye energy $\hbar\omega_D$. As they appear with different signs in the delta function, the energy difference between the initial and final state of the electron can range from $-\hbar\omega_D$ to $\hbar\omega_D$. Thus these contributions do not allow to bridge levels that are farther apart than one Debye energy and are thus again merely corrections to the one-phonon transition probability \mathcal{R}^1 .

Finally, we look at the contributions to the transition probabilities proportional to $\delta(E_q - E_{q'} \pm (\hbar\omega_{Q_1} + \hbar\omega_{Q_2}))$. The energy difference that can be bridged by this type of process is between zero and two Debye energies. Up to an energy difference of one Debye energy these pro-

cesses are again corrections to the one-phonon transition probability. But for energy differences between one and two Debye energies, these are the only processes that contribute to the transition probability.

This analysis leads us to divide the two-phonon processes into two groups, one-Debye-energy transitions and two-Debye-energy transitions. One-Debye-energy transitions enable transitions between states that are at most one Debye energy apart, i.e. $-1 < \Delta_{q,q'} < 1$. Two-Debye-energy transitions enable transitions between states that are between one and two Debye energies apart, i.e. $-2 < \Delta_{q,q'} < -1$ and $1 < \Delta_{q,q'} < 2$.

All the transition probabilities in the two phonon approximation contribute to one-Debye-energy transitions, but only the transition probabilities $\mathcal{R}^9, \mathcal{R}^{10}, \mathcal{R}^{13}$ and \mathcal{R}^{14} contribute to two-Debye-energy transitions. Among the contributions to the one Debye energy transitions the golden rule transition probability is the only “true” one-phonon process.

In the following, we assume that for one-Debye-energy transitions the one-phonon transition probability (49) dominates the corrections from the two-phonon transition probabilities. Only when the one-phonon transition probability is zero, which is the case for two-Debye-energy transitions, we will take two-phonon processes into account. Hence, in our numerical calculation, we use for one-Debye-energy transitions the one-phonon transition probability,

$$W_{q'q} = \mathcal{R}^1(q', q), \quad (59)$$

and for two-Debye-energy transitions the two-phonon transition probability

$$W_{q'q} = \tilde{\mathcal{R}}^9(q', q) + 2\text{Re}\tilde{\mathcal{R}}^{10}(q', q) + \tilde{\mathcal{R}}^{14}(q', q), \quad (60)$$

where the transition probabilities $\tilde{\mathcal{R}}^9, \tilde{\mathcal{R}}^{10}$ and $\tilde{\mathcal{R}}^{14}$ denote those parts of $\mathcal{R}^9, \mathcal{R}^{10}$ and \mathcal{R}^{14} which give rise to

two-Debye-energy transitions. They are given by equation (C9), (C10) and (C11) in Appendix C. The transition probability $\tilde{\mathcal{R}}^{13}$ does not appear explicitly. It is the complex conjugate to $\tilde{\mathcal{R}}^{10}$ and thus subsumed in the second term on the rhs of Eq. (60).

C. Regularization

The transition probabilities for the two-phonon processes contain, in the present form, divergences. Specifically within the two-Debye-energy approximation, which takes two-phonon processes into account only for transitions connecting (bound and unbound) surface states which are between one and two Debye energies apart, the transition probabilities $\tilde{\mathcal{R}}^{10}$ and $\tilde{\mathcal{R}}^{14}$ make trouble.

The divergences are artifacts of our one-dimensional model. They arise from the quantization of the electron motion perpendicular to the surface in conjunction with the harmonic approximation for the lattice. The former gives rise to arbitrarily sharp electronic energy levels for the bound states while the latter leads to infinite phonon lifetimes. Some divergent terms, for instance, $I_{(2)}^3(2, 1; 2)$ and $I_{(2)}^6(2, 1; 2, 2)$ appearing, respectively, in the transition probabilities $\tilde{\mathcal{R}}^{10}(2, 1)$ and $\tilde{\mathcal{R}}^{14}(2, 1)$ (see Appendix C), can be traced back to the diagonal matrix element of the linear electron-phonon interaction (21) and could thus be eliminated with a dressing transformation of the type used by Gortel and coworkers³⁶. But other divergences, for instance, the one in the integral $I_{(2)}^6(k', q; q_1, q_1)$ which appears in the rate $\tilde{\mathcal{R}}^{14}(k', q)$ cannot be removed in that manner. We decided therefore to regularize the divergences of the transition probabilities by taking a finite phonon lifetime into account which works in all cases. The drawback of this procedure is that it turns divergences only into resonances, whose width is set by the phonon lifetime, which thus becomes an important additional material parameter.

In order to see how a finite phonon lifetime regularizes the transition probabilities, we recall bringing the transition probabilities into a numerically feasible form required to evaluate time integrals over products of time-dependent phonon two-point functions. For the transition probability $\tilde{\mathcal{R}}^{10}$ we showed this explicitly (cf. Eq. (54) and the text which followed) but the same manipulations are necessary for the other transition probabilities⁶¹. Throughout we assumed that the time evolution of the phonons is governed by the free phonon Hamiltonian H_{ph}^0 . As a result, the two-point functions acquired an undamped time dependence. In general, however, phonons interact, because of the anharmonicities in the lattice potential. A more realistic model would thus lead to phonon two-point functions whose time dependences are damped. Ultimately, the damping leads to divergence-free transition probabilities.

To account for the damping of phonons we imagine the retarded and advanced phonon Green functions to

be given by

$$G^{R,A}(Q, \omega) = \frac{1}{\omega - \omega_Q \pm i\gamma_Q}, \quad (61)$$

where γ_Q is a decay constant arising from the phonon-phonon interaction and the upper (lower) sign corresponds to the retarded (advanced) Green function. Since the phonon four-point functions appearing in the two-phonon transition probabilities can be linked to these two functions, γ_Q can be incorporated into the expressions for the transition probabilities. Unfortunately, for the surfaces we are interested in little is known about the microphysics of phonons. We suggest therefore to use a phenomenological estimate for γ_Q which utilizes material parameters which, at least in principle, could be measured⁶²,

$$\gamma_Q = \frac{1}{\tau} = \frac{v}{l} = \frac{2\gamma_G^2 \omega_Q^2 k_B T}{\mu V \omega_D} \quad (62)$$

with γ_G the Grüneisen parameter, V the volume per atom, and μ the shear modulus.

In order to demonstrate how our regularization procedure works, we consider, again as an example, a four-point function of the type appearing in (55),

$$\begin{aligned} & \langle \langle v_{Q_1}^\dagger(t_1) v_{Q_2}^\dagger(t_2) v_{Q_3}(t_3) v_{Q_4}(t_4) \rangle \rangle \\ &= \langle \langle b_{Q_1}^\dagger(t_1) b_{Q_2}^\dagger(t_2) b_{Q_3}(t_3) b_{Q_4}(t_4) \rangle \rangle \\ &+ \langle \langle b_{Q_1}^\dagger(t_1) b_{-Q_2}(t_2) b_{Q_3}(t_3) b_{-Q_4}^\dagger(t_4) \rangle \rangle \\ &+ \langle \langle b_{Q_1}^\dagger(t_1) b_{-Q_2}(t_2) b_{-Q_3}^\dagger(t_3) b_{Q_4}(t_4) \rangle \rangle \\ &+ \langle \langle b_{-Q_1}(t_1) b_{Q_2}^\dagger(t_2) b_{Q_3}(t_3) b_{-Q_4}^\dagger(t_4) \rangle \rangle \\ &+ \langle \langle b_{-Q_1}(t_1) b_{Q_2}^\dagger(t_2) b_{-Q_3}^\dagger(t_3) b_{Q_4}(t_4) \rangle \rangle \\ &+ \langle \langle b_{-Q_1}(t_1) b_{-Q_2}(t_2) b_{-Q_3}^\dagger(t_3) b_{-Q_4}^\dagger(t_4) \rangle \rangle. \end{aligned} \quad (63)$$

First, the four-point functions have to be broken up into two point functions. For the first term, e.g., this means

$$\begin{aligned} & \langle \langle b_{Q_1}^\dagger(t_1) b_{Q_2}^\dagger(t_2) b_{Q_3}(t_3) b_{Q_4}(t_4) \rangle \rangle \\ &= \langle \langle b_{Q_1}^\dagger(t_1) b_{Q_3}(t_3) \rangle \rangle \langle \langle b_{Q_2}^\dagger(t_2) b_{Q_4}(t_4) \rangle \rangle \\ &+ \langle \langle b_{Q_1}^\dagger(t_1) b_{Q_4}(t_4) \rangle \rangle \langle \langle b_{Q_2}^\dagger(t_2) b_{Q_3}(t_3) \rangle \rangle. \end{aligned} \quad (64)$$

Because of translational invariance, the two-point functions are proportional to δ_{Q_1, Q_2} , even in the interacting case. The diagonal elements of the expectation values in (64) can be evaluated using the spectral theorem,

$$\langle \langle b_Q^\dagger(t') b_Q(t) \rangle \rangle = \frac{1}{2\pi} \int_{-\infty}^{\infty} J_{b^\dagger b}(\omega) e^{-i\omega(t-t')} d\omega \quad (65)$$

and

$$\langle \langle b_Q(t) b_Q^\dagger(t') \rangle \rangle = \frac{1}{2\pi} \int_{-\infty}^{\infty} J_{b b^\dagger}(\omega) e^{\beta\omega} e^{-i\omega(t-t')} d\omega \quad (66)$$

with the spectral function

$$J_{b^\dagger b}(\omega) = \frac{i(G^R(\omega) - G^A(\omega))}{e^{\beta\omega} - 1}, \quad (67)$$

which contains the damping factor γ_Q via the retarded and advanced phonon Green functions. Note, we neglect in the spectral function the contribution proportional to $\delta(\omega)$. Since the formulae as they stand reproduce in the limit $\gamma_Q \rightarrow 0$ the correct expressions for infinite phonon lifetime, we conclude that the neglect of the $\delta(\omega)$ term is in this case justified. After integration, (65) and (66) reduce, respectively, to

$$\langle\langle b_Q^\dagger(t')b_Q(t) \rangle\rangle = n_B(\omega_Q)e^{-i\omega_Q(t-t')-\gamma_Q|t-t'|} \quad (68)$$

and

$$\langle\langle b_Q(t)b_Q^\dagger(t') \rangle\rangle = [1 + n_B(\omega_Q)]e^{-i\omega_Q(t-t')-\gamma_Q|t-t'|}. \quad (69)$$

Because of the damping factors the phonon four-point function in (55) becomes

$$\begin{aligned} & \langle\langle v_{Q_1}^\dagger(t+\tau_2)v_{Q_2}^\dagger(t)v_{Q_3}v_{Q_4} \rangle\rangle \\ &= 2n_B(\omega_{Q_1})n_B(\omega_{Q_2})e^{i\omega_{Q_1}(t+\tau_2)-\gamma_{Q_1}|t+\tau_2|} \\ & \quad \times e^{i\omega_{Q_2}(t)-\gamma_{Q_2}|t|} \\ &+ 2[1+n_B(\omega_{Q_1})][1+n_B(\omega_{Q_2})] \\ & \quad \times e^{-i\omega_{Q_1}(t+\tau_2)-\gamma_{Q_1}|t+\tau_2|}e^{-i\omega_{Q_2}t-\gamma_{Q_2}|t|} \\ &+ \dots, \end{aligned} \quad (70)$$

where the ellipsis stands for terms that do not allow for two-Debye-energy transitions. Performing finally in (55) the integral over t and τ , with the phonon four-point function replaced by (70), the dominant contribution, that is, the term giving rise to two-Debye-energy transitions only, can be identified as

$$\begin{aligned} & \frac{1}{\pi} \frac{(\gamma_{Q_1} + \gamma_{Q_2})}{(\gamma_{Q_1} + \gamma_{Q_2})^2 + (\omega_q - \omega_{q'} \pm (\omega_{Q_1} + \omega_{Q_2}))^2} \\ & \times \frac{\omega_q - \omega_{q_1} \pm \omega_{Q_1}}{(\omega_q - \omega_{q_1} \pm \omega_{Q_1})^2 + \gamma_{Q_1}^2}, \end{aligned} \quad (71)$$

and, for small decay constants γ_Q , approximated by

$$\begin{aligned} & \delta(\omega_q - \omega_{q'} \pm (\omega_{Q_1} + \omega_{Q_2})) \\ & \times \frac{\omega_{q'} - \omega_{q_1} \mp \omega_{Q_2}}{(\omega_{q'} - \omega_{q_1} \mp \omega_{Q_2})^2 + (2\gamma_{Q_1} + \gamma_{Q_2})^2}. \end{aligned} \quad (72)$$

Putting finally everything together, the corrected, divergence-free transition probability $\tilde{\mathcal{R}}^{10}$ becomes

$$\begin{aligned} \tilde{\mathcal{R}}^{10}(q', q) &= -\frac{2\pi}{\hbar} \sum_{q_1} \sum_{Q_1, Q_2} G_{q', q}^{(2)}(Q_1, Q_1) \left[G_{q_1, q}^{(1)}(Q_2) G_{q', q_1}^{(1)}(Q_2) \right]^* \\ & \times (2n_B(\hbar\omega_{Q_1})n_B(\hbar\omega_{Q_2})\delta(E_q - E_{q'} + \hbar\omega_{Q_1} + \hbar\omega_{Q_2})g(E_{q'} - E_{q_1} - \hbar\omega_{Q_2}, 2\hbar\gamma_{Q_1} + \hbar\gamma_{Q_2}) \\ & + 2[1+n_B(\hbar\omega_{Q_1})][1+n_B(\hbar\omega_{Q_2})]\delta(E_q - E_{q'} - \hbar\omega_{Q_1} - \hbar\omega_{Q_2})g(E_{q'} - E_{q_1} + \hbar\omega_{Q_2}, 2\hbar\gamma_{Q_1} + \hbar\gamma_{Q_2})), \end{aligned} \quad (73)$$

where we have used the abbreviation

$$g(a, \gamma_a) = \frac{a}{a^2 + \gamma_a^2}. \quad (74)$$

A similar analysis can be performed for the transition probability $\tilde{\mathcal{R}}^{14}$. Introducing the function

$$f(a, b, \gamma_a, \gamma_b) = \frac{ab + \gamma_a\gamma_b}{(a^2 + \gamma_a^2)(b^2 + \gamma_b^2)}, \quad (75)$$

the corrected, divergence-free transition probability $\tilde{\mathcal{R}}^{14}$ is then given by

$$\begin{aligned} \tilde{\mathcal{R}}^{14} = & \frac{2\pi}{\hbar} \sum_{q_1, q_2} \sum_{Q_1, Q_2} G_{q, q_1}^{(1)}(Q_1) G_{q_1, q'}^{(1)}(Q_1) \left[G_{q, q_2}^{(1)}(Q_2) G_{q_2, q'}^{(1)}(Q_2) \right]^* \\ & \times (n_B(\hbar\omega_{Q_1}) n_B(\hbar\omega_{Q_2}) \delta(E_q - E_{q'} + \hbar\omega_{Q_1} + \hbar\omega_{Q_2}) \\ & \times f(E_{q_2} - E_{q'} + \hbar\omega_{Q_2}, E_{q_1} - E_{q'} + \hbar\omega_{Q_1}, 2\hbar\gamma_{Q_1} + \hbar\gamma_{Q_2}, \hbar\gamma_{Q_1} + 2\hbar\gamma_{Q_2}) \\ & + n_B(\hbar\omega_{Q_1}) n_B(\hbar\omega_{Q_2}) \delta(E_q - E_{q'} + \hbar\omega_{Q_1} + \hbar\omega_{Q_2}) \\ & \times f(E_{q_2} - E_{q'} + \hbar\omega_{Q_2}, E_{q_1} - E_{q'} + \hbar\omega_{Q_2}, 2\hbar\gamma_{Q_1} + \hbar\gamma_{Q_2}, 2\hbar\gamma_{Q_1} + \hbar\gamma_{Q_2}) \\ & + [1 + n_B(\hbar\omega_{Q_1})][1 + n_B(\hbar\omega_{Q_2})] \delta(E_q - E_{q'} - \hbar\omega_{Q_1} - \hbar\omega_{Q_2}) \\ & \times f(E_{q_2} - E_{q'} - \hbar\omega_{Q_2}, E_{q_1} - E_{q'} - \hbar\omega_{Q_1}, 2\hbar\gamma_{Q_1} + \hbar\gamma_{Q_2}, \hbar\gamma_{Q_1} + 2\hbar\gamma_{Q_2}) \\ & + [1 + n_B(\hbar\omega_{Q_1})][1 + n_B(\hbar\omega_{Q_2})] \delta(E_q - E_{q'} - \hbar\omega_{Q_1} - \hbar\omega_{Q_2}) \\ & \times f(E_{q_2} - E_{q'} - \hbar\omega_{Q_2}, E_{q_1} - E_{q'} - \hbar\omega_{Q_2}, 2\hbar\gamma_{Q_1} + \hbar\gamma_{Q_2}, 2\hbar\gamma_{Q_1} + \hbar\gamma_{Q_2})) . \end{aligned} \quad (76)$$

TABLE I: Material parameters for graphite.

Debye temperature	T_D	2500K
Dielectric constant	ϵ_s	13.5
TO phonon energy	$\hbar\omega_T$	170meV
Grüneisen parameter	γ_G	1.7
Shear modulus	μ	5 GPa

The transition probability $\tilde{\mathcal{R}}^9$ has no divergence and hence requires no regularization. Equations(C20) and (C21) in Appendix C give the final expressions for the corrected, divergence-free two-phonon transition probabilities as used in the numerical calculation.

V. RESULTS

We now insert the one- and (regularized) two-phonon transition probabilities into the rate equation (1) to investigate phonon-induced desorption for an electron image-bound to a dielectric surface. The two-phonon approximation is of course only applicable to dielectrics which have a two-phonon deep potential, for instance, graphite (see discussion in Section I). For graphite, the material parameters required for a calculation of the desorption time are summarized in table I. Apart from the Debye temperature, which we varied to study the dependence of the desorption time on the potential depth, all numerical results were obtained for these parameters.

A. One-phonon transition probability

To set the stage, we start with presenting results for the desorption time τ_e calculated with one-phonon processes only, although these times do not apply to any of the dielectric materials we mentioned.

First, we discuss the dependence of the desorption time on the surface temperature. If τ_e is much larger than the

time the electron needs to thermally equilibrate with the surface, prior to desorption, electron surface states are populated according to $n_q \sim \exp[-E_q/kT_s]$. Since for $q \geq 2$, $-E_q/kT_s \ll -E_1/kT_s$ this means that the electron basically desorbs from the lowest surface bound state. Desorption requires therefore transitions from the lowest bound state to the upper bound states and finally to the continuum. They entail the absorption of a phonon. The likelihood of which is, according to (49), proportional to the Bose-distribution n_B and thus increases strongly with temperature. This is reflected in Fig. 1 showing that an increase of the surface temperature leads to an increase of τ_e^{-1} over several orders of magnitude. Variations of the Debye temperature in contrast do not change the strong temperature dependence significantly.

We now move on to study the effects of the potential depth on desorption. In Section II we explained how the potential depth can be classified by the maximum phonon energy, the Debye energy $\hbar\omega_D$. The relative depth of the potential can be changed easily by tuning the Debye energy whilst keeping the absolute potential depth constant. This is advantageous from the technical perspective since the cumbersome calculation of the electronic matrix elements $Z_{qq'}^n$ does not have to be repeated. In order to keep the level of phonon excitation constant while the Debye temperature is varied we set the inverse surface temperature constant,

$$\delta = \frac{\hbar\omega_D}{k_B T_s} . \quad (77)$$

Figure 2 shows τ_e^{-1} depending on the Debye temperature T_D . The lower T_D , the larger the effective potential depth. For a one-phonon deep potential, $T_D > 2707$ K, the lowest level is coupled to at least one other bound state by a one-phonon process. In this region the calculation of τ_e^{-1} using one-phonon processes only is applicable and leads to an increase of τ_e^{-1} with increasing T_D , that is, with decreasing effective potential depth. This is what one would expect as it should be easier to get the energy required to bridge a smaller energy difference than a larger one. For a shallow potential, $T_D > 4029$ K, the

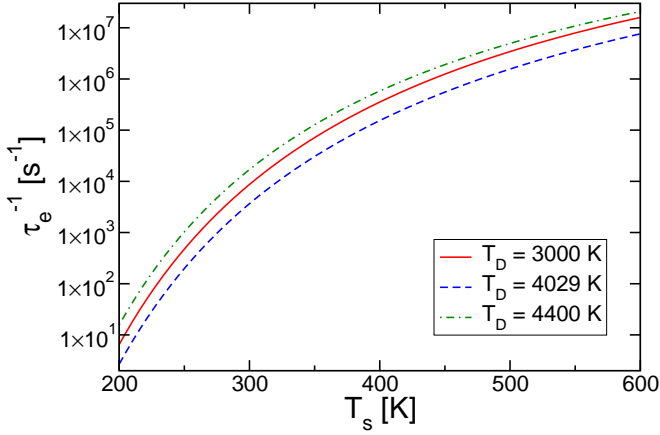


FIG. 1: Inverse desorption time τ_e^{-1} in the one-phonon approximation as a function of the surface temperature T_s for a one-phonon deep potential ($T_D = 3000K$, $T_D = 4029K$) and a shallow potential ($T_D = 4400K$).

lowest bound state can be emptied directly to the continuum. This leads to a substantial increase of τ_e^{-1} signaled by the kink. The main conclusion at this point is that direct transitions which are only possible for a shallow potential are more effective than a cascade of transitions which are the only means of emptying a deep potential.

To gain further insight, we identify the most relevant cascade. The one-phonon deep potential, for which the transition between the lowest two bound states is a one-phonon process, can be subdivided further, depending on the accessibility of the higher bound states. For the one-phonon deep potential the lowest level does not couple to the continuum directly, but it is coupled to at least the second bound state. Transitions between the lowest bound state and the third, fourth, fifth, ... bound state may or may not be possible. For example, for $\Delta_{1,2} > -1 > \Delta_{1,3}$ only the second bound state, for $\Delta_{1,3} > -1 > \Delta_{1,4}$ the second and third bound state, and hence for $\Delta_{1,n} > -1 > \Delta_{1,n+1}$ the second to n^{th} bound state can be reached from the lowest state. These accessibility thresholds mark the opening of new desorption channels when the potential depth is reduced. Figure 3 shows that when the second, third, or fourth level becomes available from the lowest level, τ_e^{-1} increases suddenly, although these steps are small. We deduce that the first leg of the cascade to the continuum is predominantly the transition to the second level.

The question arises as to how important the higher bound states $n = 3, 4, 5 \dots$ are as intermediate steps for the second leg of a desorption cascade. To investigate this we calculated τ_e^{-1} with different numbers of bound states. The image potential has an infinite sequence of bound states, yet for practical reasons we can take only a finite number of bound states into account. Figure 4 confirms that adding higher bound states to the calculation τ_e^{-1} saturates quickly. Neglecting all but a few bound states, say seven, is therefore justified. With two bound

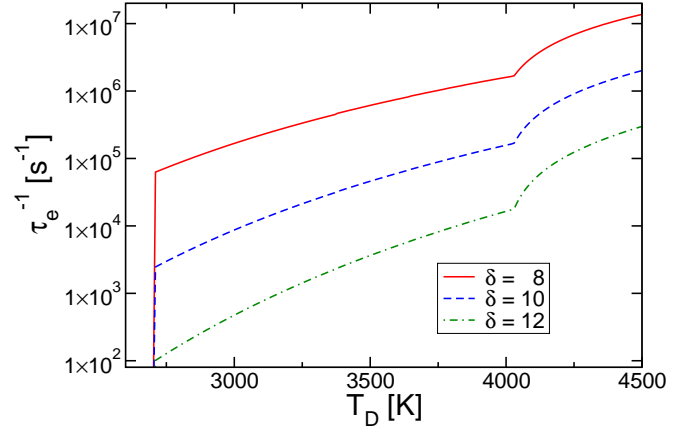


FIG. 2: Inverse desorption time τ_e^{-1} in the one-phonon approximation as a function of the Debye temperature T_D for different inverse temperatures δ . Tuning T_D the potential can be made shallow ($T_D > 4029K$), one-phonon deep ($2707K < T_D < 4029K$) or two-phonon deep ($T_D < 2707K$) for which desorption by one-phonon processes is impossible.

states the value of τ_e^{-1} amounts already to about two thirds of the value obtained with sixteen bound states. Hence the second leg of the dominant desorption channel is a direct transition from the second bound state into the continuum. The reason for the importance of the second level lies in the matrix element $Z_{q,q'}^2$, which is large for low bound states for which more probability density is concentrated near the surface where the dynamic perturbation inducing desorption is strongest.

B. Two-phonon transition probability

Under the assumption that the true one-phonon transition probability (49) dominates for one-Debye-energy transitions the corrections coming from the two-phonon transition probabilities, the latter need only be considered for two-Debye-energy transitions, for which the transition probabilities would be zero otherwise. All the data presented in this subsection were obtained within this approximation.

For $T_D = 2500K$, the numerical results apply to an electron image-bound to graphite, which has, in our notation, a two-phonon deep surface potential. Indeed, using the dynamically corrected image potential, we find for the lowest two image states of graphite $E_1 = -0.347 \text{ eV}$ and $E_2 = -0.114 \text{ eV}$. Hence, $\Delta_{12} = -1.06$ implying $-1 > \Delta_{12} > -2$ and thus a two-phonon deep surface potential. Within our main assumption that the transition probability corresponding to the minimum number of phonons needed to open for the first time a particular transition is the dominant one, the two-phonon approximation is sufficient for graphite; n -phonon processes with $n \geq 3$ should yield only small corrections.

Figure 5 concerns once more the dependence of τ_e^{-1} on the Debye temperature, but this time also for De-

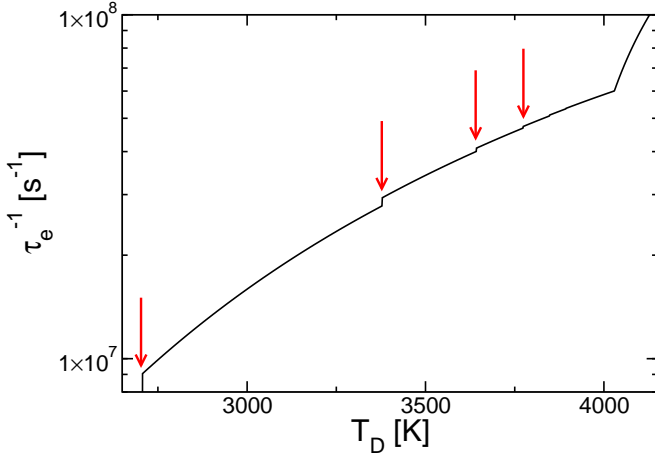


FIG. 3: Inverse desorption time τ_e^{-1} in the one-phonon approximation as a function of the Debye temperature for a high surface temperature ($\delta = 5$). The small steps under the red arrows coincide with the onset of transitions from the lowest to the second, third, fourth, fifth, etc. bound state.

bye temperatures leading to two-phonon deep potentials ($T_D < 2707$ K). Using one-phonon transition probabilities only τ_e^{-1} would drop from a finite value to zero when the one-phonon deep potential ($\Delta_{12} > -1$) becomes two-phonon deep ($\Delta_{12} < -1$). This happens at $T_D = 2707$ K. Including two-phonon transition probabilities leads to a finite τ_e^{-1} even for two-phonon deep potentials. The data in Fig. 5 for $T_D = 2500$ K apply to graphite (thin vertical line). For instance, for $\delta = 7$, that is, $T_s \approx 360$ K, we find $\tau_e^{-1} \approx 5 \cdot 10^4$ s $^{-1}$ and hence a desorption time $\tau_e \approx 2 \cdot 10^{-5}$ s.

If a two-phonon deep potential is made shallower so that it becomes one-phonon deep at $\Delta_{12} = -1$, the stronger one-phonon transitions set in and τ_e^{-1} increases considerably. For high surface temperatures, for instance for $\delta = 5$, τ_e^{-1} increases about fivefold. Hence, for high surface temperatures the one-phonon transition probabilities dominate their two-phonon corrections as expected. For lower surface temperatures, however, the increase in τ_e^{-1} at the onset of one-phonon transitions becomes smaller. For instance, for $\delta = 7$ it amounts only to a factor of two. For very low surface temperatures, τ_e^{-1} even drops at the threshold, e.g. for $\delta = 20$ by about 40% (not shown in Fig. 5). In this case our assumption that the one-phonon transition probability dominates its two-phonon corrections is clearly not justified. An accurate calculation of τ_e^{-1} for a one-phonon deep potential near $\Delta_{12} = -1$ requires therefore a calculation with all two-phonon transition probabilities included.

Within our model for the polarization-induced surface potential, graphite is very close to the $\Delta_{12} = -1$ threshold. The neglected two-phonon corrections to the one-phonon transition probabilities, however, would be only critical if Δ_{12} were slightly larger than -1 , not smaller, as it is in fact the case. Despite the approximations, we expect our numerical results to be reasonable for graphite,

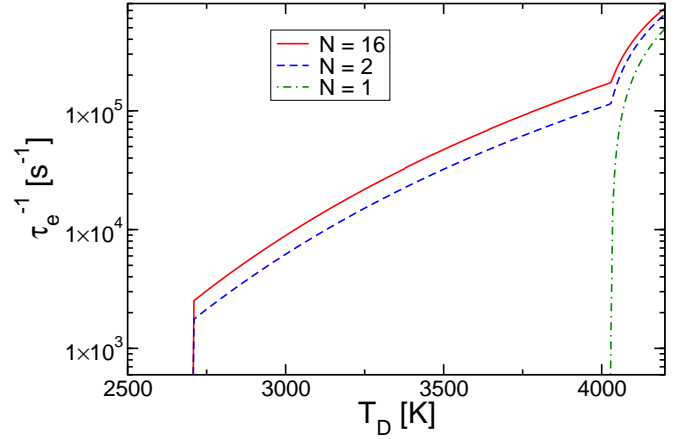


FIG. 4: Inverse desorption time τ_e^{-1} in the one-phonon approximation as a function of the Debye temperature for $\delta = 10$ calculated with different numbers of bound states N . For $N = 1$ desorption occurs only due to direct transition to the continuum which dominates the rate for a shallow potential ($T_D > 4029$ K). For $N > 1$ cascade transitions allow for desorption from a one-phonon deep potential (2707 K $< T_D < 4029$ K). In this case the second bound state gives the most important contribution.

especially at higher temperatures, where the resonances of the regularized two-phonon transition probabilities, which are the reminiscences of the divergences of the original transition probabilities, are washed out making the transition probabilities rather robust against small changes in model parameters.

Figure 6 compares the dependence of τ_e^{-1} on the surface temperature for the potential depths shallow, one-phonon deep, and two-phonon deep, as realized by different values for the Debye temperature. For all potential depths τ_e^{-1} increases with surface temperature. The increase of τ_e^{-1} for shallow and one-phonon deep potentials is about the same and significantly steeper than for two-phonon deep potentials. For high temperatures, therefore, desorption from two-phonon deep potentials lags behind desorption from one-phonon deep potentials.

For the calculation with one-phonon transitions included only we identified the second bound state as the most important intermediate state for the desorption cascade. We now study the role of intermediate bound states when two-phonon processes are taken into account. The goal is again to reveal the relative importance of direct desorption vs. desorption via cascades. Figure 7 shows that τ_e^{-1} saturates quickly with the number of bound states considered. Calculating τ_e^{-1} with only the two lowest bound states included gives essentially the correct result. In the case of the one-phonon calculation, we inferred from the fact that we need only two bound states, that the transition from the first to the second state is the most important one. Within the two-phonon calculation, however, the interpretation is not that simple because an additional bound state besides the lowest one has two influences: Firstly, it makes cascade transitions with an

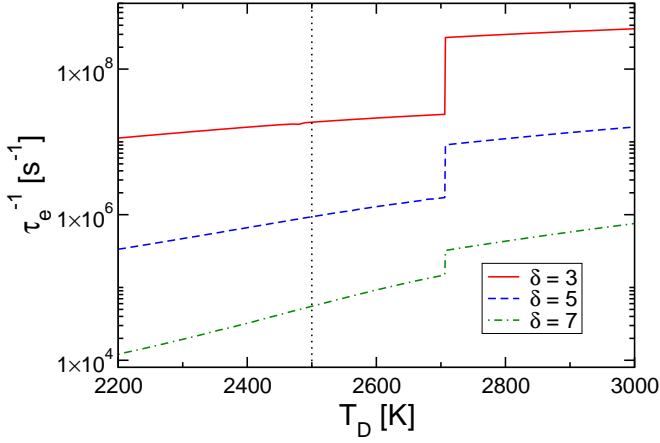


FIG. 5: Inverse desorption time τ_e^{-1} in the two-phonon approximation as a function of the Debye temperature T_D for a two-phonon ($T_D < 2707$ K) and a one-phonon deep potential ($T_D > 2707$ K) for different surface temperatures δ . At $T_D = 2707$ K, the onset of one-phonon transitions between the lowest two states, τ_e^{-1} increases considerably. Data for $T_D = 2500$ K apply to graphite (thin vertical line).

intermediate bound state possible, secondly it alters the transition probability for direct transitions from the lowest bound state to the continuum because it also acts as a virtual intermediate state in the contributions to the transition probabilities that stem from the iteration of the T -matrix. Although the direct two-phonon transition probability from the lowest bound state to the continuum is modified it does not increase significantly with additional virtual intermediate bound states. Hence, the cascade transitions are by far more important than the modified direct transitions and make up almost the whole transition probability on their own.

In addition to the identification of the most efficient desorption channel, Fig. 7 enables us to compare our results with the ones obtained by Gortel, Kreuzer and Teshima³⁶. Their Figs. 1–3, 5 and 6 show τ_e^{-1} for a single bound state as a function of the bound state energy, whereas our Fig. 7 shows τ_e^{-1} as a function of the Debye temperature, which is proportional to the inverse of the potential depth. Hence, apart from scaling, Fig. 7 is mirror inverted compared to their figures. For $N = 1$ our approach applies to desorption from a single bound state, the situation studied by Gortel and coworkers. Despite the differences in the surface potential, arising from the fact that we are concerned with physisorption of an electron and Gortel et al. with physisorption of an atom, we also find that for potentials with depths allowing one-phonon transitions to the continuum desorption is much faster than for potentials whose depths require a two-phonon process for the transition from the bound state to the continuum. This results in a steep drop of τ_e^{-1} at $T_D < 2707$ K, when the one-phonon deep potential becomes two-phonon deep. In contrast to Gortel et al., however, we can include in the two-phonon calculation

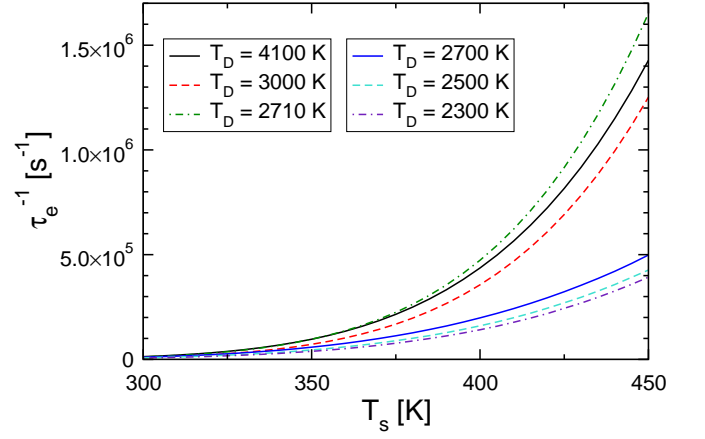


FIG. 6: Inverse desorption time τ_e^{-1} in the two-phonon approximation as a function of the surface temperature for different potential depths. For high surface temperatures desorption from a two-phonon deep potential ($T_D = 2700$ K, 2500 K, 2300 K) is significantly slower than desorption from a one-phonon deep potential ($T_D = 2710$ K, 3000 K) or a shallow potential ($T_D = 4100$ K).

the other bound states. Then, for deep potentials, the stronger cascades set in and lead to a substantial increase of τ_e^{-1} .

Lastly we look at the relative importance of the two-phonon processes arising, respectively, from the expansion of the perturbation (30) and the iteration of the T -matrix (19). A two-phonon process can be simultaneous, as encoded in V_2 , or successive, as described by $V_1 G_0 V_1$. Hence, the total two-phonon transition probability (60) contains a contribution without virtual intermediate states, symbolically denoted by $(V_2)^2$ (see (41)) and two contributions with virtual intermediate states, symbolically denoted by $(V_1)^2 V_2$ and $(V_1)^4$ (see (42), (44), and (45)).

The inverse desorption time obtained from a calculation where only two-phonon transitions due to $\tilde{\mathcal{R}}^9$, that is, due to the process $(V_2)^2$ have been included is shown by the thin green and blue lines in Fig. 7. For the direct transition from the lowest bound state ($N = 1$, thin green line) to the continuum the process $(V_2)^2$ is always dominated by the processes $(V_1)^2 V_2$ and $(V_1)^4$, as can be deduced by comparing the thick and thin green lines. For the more important cascade ($N = 2$, thin blue line), however, the situation is more subtle. The processes $(V_1)^4$ and $(V_1)^2 V_2$, exhibiting resonances at $\Delta_{12} = -1$ (recall Eqs. (73) and (76) for the regularized two-phonon transition probabilities $\tilde{\mathcal{R}}^{10}$ and $\tilde{\mathcal{R}}^{14}$, respectively) are important only near $\Delta_{12} = -1$, that is, in the vicinity of $T_D = 2707$ K. Far away from $T_D = 2707$ K, it is in fact the process $(V_2)^2$ which gives the main contribution, as can be seen from the thin and thick blue lines in Fig. 7.

We conclude therefore that depending on the type of the desorption process (direct vs. indirect via cascades), the energy difference between initial and final state, and

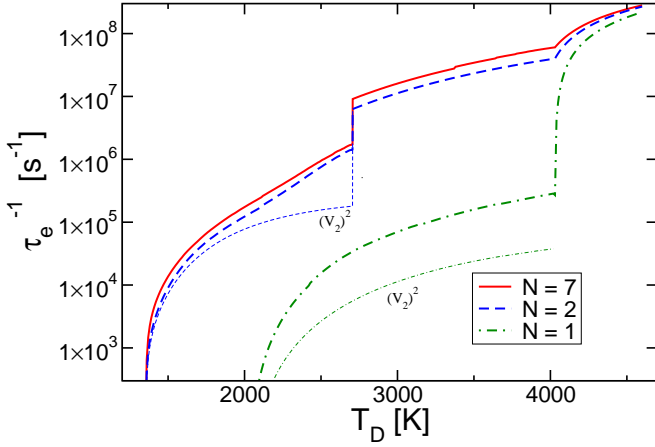


FIG. 7: Inverse desorption time τ_e^{-1} in the two-phonon approximation for $\delta = 5$ as a function of the Debye temperature T_D calculated with different numbers of bound states N . Above $T_D = 2010$ K the continuum is accessible from the lowest bound state by two-phonon processes, above $T_D = 4029$ K by one-phonon processes. For $T_D < 2707$ K the potential is two-phonon deep, for 2707 K $< T_D < 4029$ K it is one-phonon deep and above $T_D = 4029$ K it is shallow. For the thin lines labeled with $(V_2)^2$ the two-phonon process has been calculated using \mathcal{R}^9 only.

the energy of the virtual intermediate states either of the two-phonon processes, $(V_2)^2$, $(V_1)^2 V_2$ and $(V_1)^4$, may be the most important one and neither can thus be neglected.

VI. CONCLUSIONS

We investigated phonon-mediated desorption of an image-bound electron from dielectric surfaces using a quantum-kinetic rate equation for the occupancies of the bound surface states for the electron. To avoid the unphysical divergence of the classical image potential, we included the recoil experienced by the electron when it couples to the dipole-active modes responsible for the polarization-induced interaction between the electron and the surface. Due to the coupling to bulk acoustic phonons an electron initially occupying bound surface states may desorb when it gains enough energy to either directly reach an extended state or to successively climb up the ladder of bound states. To allow for an efficient calculation of the electronic matrix elements entering the transition probabilities in the quantum-kinetic rate equation, we derived asymptotic approximations for the electron wave functions and matrix elements.

For the dielectric materials relevant for bounded gas discharges (graphite, silicon oxide, aluminum oxide) or electron emitting devices (Cs-doped glass and GaAs heterostructures) the energy spacing of at least the two lowest image states is larger than the Debye energy. Hence, provided the surface temperatures are low enough for the

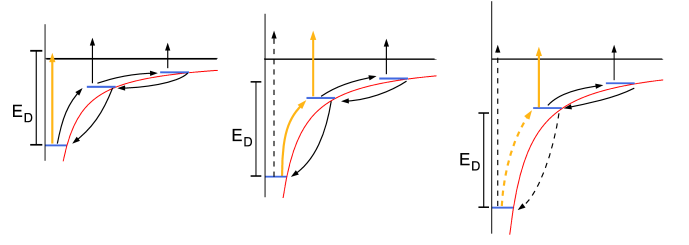


FIG. 8: Desorption channels depending on the potential depth. The left panel shows a shallow potential, the middle panel a one-phonon deep potential and the right panel a two-phonon deep potential. For the shallow potential the predominant desorption channel (bold orange) is a direct transition to the continuum, for a deep potential the cascade via the second level is the most important channel. Full lines are one-phonon processes, dashed lines two-phonon processes, and $E_D = \hbar\omega_D = k_B T_D$.

electron to basically desorb from the lowest bound state, phonon-induced desorption has to occur for these materials via multi-phonon processes, as they arise from the expansion of the electron-surface interaction potential with respect to the displacement field (originating from acoustic phonons) and the iteration of the T -matrix encoding the successive scattering of the external electron on the displacement field. Desorption channels involving internal electronic degrees of freedom are closed because the typical surface temperatures are too low for exciting these high-energy modes.

We presented results for a two-phonon deep surface potential, where the energy difference between the lowest two bound states is between one and two Debye energies. Classifying two-phonon processes by the energy difference they allow to bridge in one- and two-Debye-energy transitions, we included two-phonon transition probabilities only for two-Debye-energy transitions, that is, for transitions where the one-phonon transition probability vanishes. We regularized moreover spurious singularities in the two-phonon transition probabilities by taking a finite phonon lifetime into account.

The material parameters used for the numerical calculation apply to graphite, where the two-phonon approximation is applicable. For a surface temperature of 360 K, we find an electron desorption time $2 \cdot 10^{-5}$ s. Besides producing an estimate for the time τ_e with which an image-bound electron desorbs from a graphite surface, we also investigated, as a function of the surface temperature and the potential depth, the relative importance of direct vs. cascading desorption channels. For that purpose we used the Debye energy as an adjustable parameter.

As expected, the inverse desorption time, τ_e^{-1} , depends strongly on the surface temperature, varying several orders of magnitude when the surface temperature changes. Depending on the depth of the surface potential we identified various desorption scenarios. They are summarized in Fig. 8. For a shallow potential, all transitions between

the bound states and the continuum are one-phonon processes. The lowest bound state can be emptied directly to the continuum. This is more efficient than the detour via higher bound states. For a one-phonon deep potential the transition from the lowest bound state to the continuum is a two-phonon process, whereas the transition to the second bound state and from there to the continuum is a one-phonon process. In this case the cascade with two one-phonon processes is more efficient than the direct two-phonon process. For a two-phonon deep potential both the direct transition from the lowest bound state to the continuum and the transition from the lowest bound state to the second bound state are two-phonon processes. The direct transition to the continuum is much slower, so that the detour via the second state is the faster channel.

For most dielectrics of practical interest more than two phonons are required implying that for these materials the desorption time for an image-bound electron may be in fact rather long. Indeed, in an ingenious experiment, using a field-effect transistor set-up with the gate replaced by an externally provided electron surface charge, Biasini and coworkers^{25,26} determined the desorption time for an electron on a GaAs surface. They obtained 0.48 s which is rather long indeed but not unexpected, from our point of view, because the energy difference between the lowest two image states of GaAs, obtained from the dynamically corrected image potential, is $\Delta E_{12} = -0.152$ eV implying more than 5 phonons to be necessary for that transition ($\hbar\omega_D = 0.03$ eV for GaAs), which makes it accordingly unlikely.

In principle, the device of Biasini and coworkers^{25,26} would also allow to determine the electron sticking coefficient, making it a promising tool for a quantitative experimental investigation of physisorption of electrons specifically at GaAs surfaces. The empirical data about τ_e and s_e are however sparse in general. In view of the importance these two parameters have for the complete kinetic modeling of bounded plasmas, it is unacceptable to use them as adjustable parameters, as it is currently the case. We encourage therefore experimental groups to also design devices for the investigation of electron physisorption at surfaces which are used or naturally appear as boundaries of low-temperature gas discharges.

Acknowledgments. This work was supported by the Deutsche Forschungsgemeinschaft (DFG) through the transregional collaborative research center SFB/TRR24. We acknowledge discussions with Hans Deutsch and Ralf Schneider.

Appendix A: Schrödinger equation for surface states

To obtain bound and unbound surface states the Schrödinger equation (12) has to be solved with the proper boundary conditions.

First, we consider bound states for which the wave functions have to vanish at $x = x_c$ and for $x \rightarrow \infty$.

Substituting $y = 2\Lambda_0 x/\kappa$ with $\kappa = \sqrt{-\Lambda_0^2/\eta}$, Eq. (12) takes the form

$$\phi''(y) + \left[\frac{\kappa}{y} - \frac{1}{4} \right] \phi(y) = 0, \quad (\text{A1})$$

whose solutions are Whittaker functions⁶³. Hence, the wave functions which vanish at $x = x_c$ and for $x \rightarrow \infty$ are

$$\phi_q(x) = \frac{1}{\sqrt{a_B} \mathcal{N}_q} W_{\kappa, \frac{1}{2}} \left(\frac{2\Lambda_0 x}{\kappa} \right), \quad (\text{A2})$$

where \mathcal{N}_q is a normalization constant defined by

$$\mathcal{N}_q^2 = \int_{x_c}^{\infty} dx W_{\kappa, 1/2}^2 \left(\frac{2\Lambda_0 x}{\kappa} \right). \quad (\text{A3})$$

The quantum number κ is determined by satisfying the boundary condition at the surface, $W_{\kappa, 1/2}(2\Lambda_0 x_c/\kappa) = 0$. This gives an infinite sequence of real numbers κ whose differences are however roughly one so that we can map them one-to-one onto integers q , that is, $q \leftrightarrow \kappa$. The energy of the bound state labelled with q is thus given by

$$E_q = -\frac{me^4 \Lambda_0^2}{2\hbar^2} \frac{1}{\kappa^2}. \quad (\text{A4})$$

Continuum states vanish only at $x = x_c$. Since for them the energy is positive κ is imaginary. It is thus more convenient to label them with the real number $k = 1/(i\kappa)$. The wave function for continuum states is given by a linear combination of Whittaker functions,

$$\phi_k(x) = \frac{1}{\mathcal{N}_k} \left[W_{-\frac{i}{k}, \frac{1}{2}}(2i\Lambda_0 kx) + c W_{\frac{i}{k}, \frac{1}{2}}(-2i\Lambda_0 kx) \right], \quad (\text{A5})$$

where the constant,

$$c = -W_{-\frac{i}{k}, \frac{1}{2}}(2i\Lambda_0 kx_c)/W_{\frac{i}{k}, \frac{1}{2}}(-2i\Lambda_0 kx_c), \quad (\text{A6})$$

is chosen to enforce the boundary condition $\phi(x_c) = 0$. Normalizing the wave function in a box of length L leads to the normalization constant $\mathcal{N}_k = \sqrt{2Le^{\pi/k}}$. The energy of the continuum states, finally, is given by

$$E_k = \frac{me^4 \Lambda_0^2}{2\hbar^2} k^2. \quad (\text{A7})$$

In the limit $L \rightarrow \infty$ sums over continuum states can thus be transformed into integrals according to⁶¹

$$\sum_{k>0} \dots = \frac{\Lambda_0 L}{a_B \pi} \int dk \dots, \quad (\text{A8})$$

where the L factor in front of the integral cancels with the \sqrt{L} factor contained in the normalization constant \mathcal{N}_k .

Appendix B: Evaluation of the matrix elements

The electronic matrix element $Z_{q,q'}^n$ for two bound states labelled, respectively, by q and q' , reads

$$Z_{q,q'}^n = \frac{1}{a_B^n \mathcal{N}_q \mathcal{N}_{q'}} \int_{x_c}^{\infty} dx W_{\kappa, \frac{1}{2}} \left(\frac{2\Lambda_0 x}{\kappa} \right) \times \frac{1}{x^n} W_{\kappa', \frac{1}{2}} \left(\frac{2\Lambda_0 x}{\kappa'} \right). \quad (\text{B1})$$

For the efficient numerical evaluation of \mathcal{N}_q and $Z_{q,q'}^n$ we use an expansion of Whittaker functions for $\kappa > 0$ in terms of Laguerre polynomials⁶¹,

$$W_{\kappa, \frac{1}{2}}(x) = \sum_{n=0}^{\infty} \frac{\kappa(\kappa-1)e^{-\frac{1}{2}x} L_n(x)}{(\kappa-n)(\kappa-n-1)\Gamma(2-\kappa)}. \quad (\text{B2})$$

To calculate the bound state matrix element $Z_{q,q'}^n$ we can compute one matrix element after another. First, we choose two states q and q' which fixes the quantum numbers κ and κ' in the bound state wave functions. Then, we integrate over x and obtain plain numbers for the matrix element which can be directly inserted into the calculation of the transition probabilities.

The evaluation of the electronic matrix element is more demanding if either one or both states are continuum states. A wave function in the continuum is labeled by a real number k . If we were only interested in the value of the matrix element for some k we could follow the same strategy as for bound states. Some transition probabilities however contain sums over all electronic states, e.g., the sum over q_1 in \mathcal{R}^{10} (see Eq. (58)), which for continuum states implies an integral over k . Hence k is not merely a parameter that we can specify in advance. It is rather a variable in a matrix element which thus becomes a function of k ,

$$Z_{q,k}^n \rightarrow Z_q^n(k) = \int_{x_c}^{\infty} dx \phi_q(x) \frac{1}{a_B^{n-1} x^n} \phi_k(x). \quad (\text{B3})$$

For the two-phonon calculation we specifically need the bound-continuum matrix element $Z_{q,k}^n$ for a given q and $0 < k < \infty$ and the continuum-continuum matrix element $Z_{k,k'}^2$ for $0 < k < \infty$ and k' small. Because of the complicated structure of the Whittaker function the matrix elements cannot be obtained straightforwardly. To make their calculation feasible we constructed approximate expressions for the continuum wave function $\phi_k(x)$ for small and large k , respectively, calculated the matrix elements in these two limits, and then interpolated between them with a Padé approximation⁶¹.

We begin with the limit $k \rightarrow 0$. In this limit, the Schrödinger equation for the continuum states is

$$\phi''(x) + \frac{2\Lambda_0}{x} \phi(x) = 0, \quad (\text{B4})$$

which after the substitutions $t = 2\sqrt{2\Lambda_0 x}$ and $\phi = t\psi$ takes the form of the Bessel differential equation⁶⁴,

$$\psi'' + \frac{1}{t} \psi' + \left(1 - \frac{1}{t^2}\right) \psi = 0. \quad (\text{B5})$$

Hence, in the limit $k \rightarrow 0$, the continuum wave function satisfying the boundary condition $\phi_k(x_c) = 0$ can be written as a linear combination of Bessel and Neumann functions.

There is however one technical caveat. Bessel and Neumann functions grow beyond limit for large x (see formula (9.2.1) in Ref.⁶⁵) and cannot be normalized. Within the matrix element this is not dangerous because the decreasing factors $1/x^n$ compensate the divergence at large x . The only problem left is to find the prefactor by which we have to multiply the linear combination so that it has for small x the amplitude of the correct $\phi_{k \rightarrow 0}(x)$. Once we have this factor, the linear combination is normalized in the sense that its envelope coincides for small x with the envelope of the correct $\phi_{k \rightarrow 0}(x)$.

The most direct way to obtain the required multiplication factor is to perform the limit $k \rightarrow 0$ in the continuum wave function (A5). Due to the complicated structure of the Whittaker function this is however not feasible. Instead, it is better to determine the factor from the solution of Eq. (B5),

$$\phi(x)_{k \rightarrow 0} = 2\sqrt{2\Lambda_0 x} J_1(2\sqrt{2\Lambda_0 x}), \quad (\text{B6})$$

which satisfies the boundary condition $\phi(0) = 0$. The solution of (12) satisfying the same boundary condition is given by

$$\phi_k(x) = \tilde{\mathcal{N}}_k^{-1} M_{-\frac{i}{k}, \frac{1}{2}}(2i\Lambda_0 k x) \quad (\text{B7})$$

with the normalization constant

$$\tilde{\mathcal{N}}_k^{-1} = \sqrt{\frac{\pi}{Lk(1 - e^{-2\pi/k})}}. \quad (\text{B8})$$

In the limit $k \rightarrow 0$ (B7) merges into (B6) because

$$M_{-\frac{i}{k}, \frac{1}{2}}(2i\Lambda_0 k x) \xrightarrow[k \rightarrow 0]{} ik\sqrt{2\Lambda_0 x} J_1(\sqrt{8\Lambda_0 x}). \quad (\text{B9})$$

For the normalization constant we thus obtain $\mathcal{N}_k^{-1} \rightarrow \sqrt{\pi/(Lk)}$ for $k \rightarrow 0$. The fact that k and x are tied together in the argument of $M_{-i/k, 1/2}(2i\Lambda_0 k x)$ suggests that an approximation for small k is at the same time an approximation for small x . Since we need the wave function only for small x and small k , we expect the replacement (B9) to provide good results for the desired normalization factor.

Since the amplitudes of Bessel and Neumann functions are the same for large x , we can use the normalization obtained for the Bessel function for the Neumann function as well. A normalized approximation satisfying the correct boundary condition, $\phi_k(x_c) = 0$, is then given by

$$\phi(x)_{k \rightarrow 0} = \frac{1}{\sqrt{L}} \sqrt{\frac{\pi}{1 + \tilde{c}^2}} \sqrt{k 2\Lambda_0 x} \times \left[J_1(2\sqrt{2\Lambda_0 x}) - \tilde{c} N_1(2\sqrt{2\Lambda_0 x}) \right] \quad (\text{B10})$$

with

$$\tilde{c} = -J_1(2\sqrt{2\Lambda_0 x_c})/N_1(2\sqrt{2\Lambda_0 x_c}). \quad (\text{B11})$$

Using (B10) the matrix element Z_{qk}^n can be evaluated in the limit $k \rightarrow 0$. We find

$$Z_{q,k \rightarrow 0}^n = \int_{x_c}^{\infty} dx \frac{\phi_q(x) \phi_{k \rightarrow 0}(x)}{a_B^{n-1} x^n} = \frac{\alpha_q^n \sqrt{k}}{a_B^{n-1/2} \sqrt{L} \mathcal{N}_q}, \quad (\text{B12})$$

where the k dependency is separated so that the remaining integral gives a k -independent quantity, α_q^n , which has to be obtained numerically. Similarly,

$$Z_{k \rightarrow 0, k' \rightarrow 0} = \int_{x_c}^{\infty} dx \frac{\phi_{k' \rightarrow 0}(x) \phi_{k \rightarrow 0}(x)}{a_B x^2} = \frac{\alpha_c^2 \sqrt{k k'}}{L a_B} \quad (\text{B13})$$

with α_c^2 again a constant to be determined numerically.

We now proceed to the approximation of the continuum wave functions for large k . The higher the energy of the continuum states, the lesser the potential at the surface changes the plane wave behavior far from the surface. Therefore, in the limit $k \rightarrow \infty$ we can accurately describe the wave function by a plane wave. Using the asymptotic form for the Whittaker function (page 116 in Ref.⁶⁴),

$$W_{-\frac{i}{k}, \frac{1}{2}}(2i\Lambda_0 k x) \approx e^{-i\Lambda_0 k x} e^{\frac{\pi}{2k}}, \quad (\text{B14})$$

the continuum wave function in the limit $k \rightarrow \infty$ satisfying the correct boundary condition, $\phi_k(x_c) = 0$, can be approximated by

$$\phi_k(x) = \sqrt{2/L} \sin(\Lambda_0 k(x - x_c)). \quad (\text{B15})$$

Employing, finally, the Fourier integral⁶⁶ the matrix elements for large k can be shown to be⁶¹

$$\begin{aligned} Z_{q,k \rightarrow \infty}^n &= \frac{1}{a_B^{n-1/2} \sqrt{L} \mathcal{N}_q} \frac{2\sqrt{2}n}{(\Lambda_0 k)^3 x_c^{n+1}} W'_{\kappa, \frac{1}{2}}\left(\frac{2\Lambda_0}{\kappa} x_c\right) \\ &= \frac{1}{a_B^{n-1/2} \sqrt{L} \mathcal{N}_q} b_q^n \frac{1}{k^3} \end{aligned} \quad (\text{B16})$$

and

$$\begin{aligned} Z_{k' \rightarrow 0, k \rightarrow \infty}^2 &= \frac{1}{L a_B} \sqrt{\frac{\pi}{1 + \tilde{c}^2}} \frac{32}{\Lambda_0^{3/2} x_c^3} \\ &\quad \times \left[J_0(\sqrt{8\Lambda_0 x_c}) - \tilde{c} N_0(\sqrt{8\Lambda_0 x_c}) \right] \frac{\sqrt{k'}}{k^3} \\ &= \frac{1}{L a_B} b_c^2 \frac{\sqrt{k'}}{k^3}, \end{aligned} \quad (\text{B17})$$

where the k -independent coefficients b_q^n and b_c^2 have to be worked out again numerically.

Having calculated the leading terms for the matrix elements for small and large k , we can combine these two limits via a Padé approximation in terms of \sqrt{k} . The coefficients are chosen in such a way that the Padé approximation matches the leading term of both limits: $k \rightarrow 0$ and $k \rightarrow \infty$. Then, the matrix elements read

$$Z_{q,k}^n = \frac{1}{\sqrt{L} a_B^{n-1/2} \mathcal{N}_q} \frac{\alpha_q^n k^{1/2}}{1 + \beta_q^n k^{7/2}}, \quad (\text{B18})$$

where $\beta_q^n = \alpha_q^n / b_q^n$, and

$$Z_{k,k'}^2 = \frac{1}{L a_B} \frac{\alpha_c^2 k'^{1/2} k^{1/2}}{1 + \beta_c^2 k^{7/2}}, \quad (\text{B19})$$

where $\beta_c^2 = \alpha_c^2 / b_c^2$.

Appendix C: Transition probabilities in a compact form

In this appendix we list the one- and two-phonon transition probabilities as used in the numerical calculation of the desorption time. We implicitly assume that q labels both bound and unbound states. For a bound state q is simply an integer (to be mapped onto $\kappa(q)$) whereas for a continuum state q stands for a real number k . To obtain a compact form for the transition probabilities it is moreover convenient to introduce dimensionless variables,

$$x = \frac{\omega}{\omega_D}, \quad (\text{C1})$$

$$\epsilon_q = \frac{E_q}{\hbar \omega_D}, \quad (\text{C2})$$

$$\Delta_{q,q'} = \frac{E_q - E_{q'}}{\hbar \omega_D}, \quad (\text{C3})$$

$$\delta = \frac{\hbar \omega_D}{k_B T}, \quad (\text{C4})$$

$$\nu(x) = \frac{\gamma \omega}{\omega_D}. \quad (\text{C5})$$

The transition probability of $\mathcal{O}(u)$, that is, the one-phonon transition probability employed in a golden rule approximation, is given by

$$\begin{aligned} \mathcal{R}^1(q', q) &= \frac{2\pi}{\hbar} \sum_Q G_{q,q'}^1(Q) [G_{q,q'}^1(Q)]^* (n_B(\hbar \omega_Q) \delta(E_q - E_{q'} + \hbar \omega_Q) + [1 + n_B(\hbar \omega_Q)] \delta(E_q - E_{q'} - \hbar \omega_Q)) \\ &= \frac{3\pi e^4 \Lambda_0^2}{\hbar \mu \omega_D^2} Z_{q,q'}^2 Z_{q,q'}^2 \left(I_{(1)}^1(q', q) + I_{(1)}^2(q', q) \right), \end{aligned} \quad (\text{C6})$$

where

$$I_{(1)}^1(q', q) = \frac{-\Delta_{q,q'}}{e^{-\delta\Delta_{q,q'}} - 1} \quad \text{for } 0 \leq -\Delta_{q,q'} \leq 1, \quad (\text{C7})$$

and

$$I_{(1)}^2(q', q) = \Delta_{q,q'} \left[1 + \frac{1}{e^{\delta\Delta_{q,q'}} - 1} \right] \quad \text{for } 0 \leq \Delta_{q,q'} \leq 1. \quad (\text{C8})$$

Otherwise $I_{(1)}^1$ and $I_{(1)}^2$ are zero. Depending on whether q and q' denote bound or continuum states, the electronic matrix element $Z_{q,q'}^2$ is either given by (B1), (B18), or (B19).

As explained in Subsection IV B, we keep only those parts of the transition probabilities of $\mathcal{O}(u^4)$ which give rise to what we call two-Debye-energy transitions, which are transitions between states that are between one and two Debye energies apart. In the unregularized form, that is, in the form which diverges in particular situations (see Subsection IV C for a discussion), the two-phonon transition probabilities included in our calculation are given by

$$\begin{aligned} \tilde{\mathcal{R}}^9(q', q) &= \frac{2\pi}{\hbar} \sum_{Q_1, Q_2} G_{q',q}^2(Q_1, Q_1) [G_{q',q}^2(Q_2, Q_2)]^* (2n_B(\hbar\omega_{Q_1}) n_B(\hbar\omega_{Q_2}) \delta(E_q - E_{q'} + \hbar\omega_{Q_1} + \hbar\omega_{Q_2}) \\ &\quad + 2[1 + n_B(\hbar\omega_{Q_1})][1 + n_B(\hbar\omega_{Q_2})] \delta(E_q - E_{q'} - \hbar\omega_{Q_1} - \hbar\omega_{Q_2})) \\ &= \frac{9\pi e^4 \Lambda_0^2}{\mu^2 \omega_D^3} Z_{q,q'}^3 Z_{q,q'}^3 \left(I_{(2)}^1(q', q) + I_{(2)}^2(q', q) \right), \end{aligned} \quad (\text{C9})$$

$$\begin{aligned} \tilde{\mathcal{R}}^{10}(q', q) &= -\frac{2\pi}{\hbar} \sum_{Q_1, Q_2} G_{q',q}^2(Q_1, Q_1) [G_{q_1,q}^1(Q_2) G_{q',q_1}^1(Q_2)]^* \\ &\quad \times \left(2n_B(\hbar\omega_{Q_1}) n_B(\hbar\omega_{Q_2}) \frac{\delta(E_q - E_{q'} + \hbar\omega_{Q_1} + \hbar\omega_{Q_2})}{E_q - E_{q_1} + \hbar\omega_{Q_1} - i\epsilon} \right. \\ &\quad \left. + 2[1 + n_B(\hbar\omega_{Q_1})][1 + n_B(\hbar\omega_{Q_2})] \frac{\delta(E_q - E_{q'} - \hbar\omega_{Q_1} - \hbar\omega_{Q_2})}{E_q - E_{q_1} - \hbar\omega_{Q_1} - i\epsilon} \right) \\ &= -\frac{9\pi e^6 \Lambda_0^3}{\hbar \mu^2 \omega_D^4} \sum_{q_1} Z_{q',q}^3 Z_{q,q_1}^2 Z_{q_1,q'}^2 \left(I_{(2)}^3(q', q; q_1) + I_{(2)}^4(q', q; q_1) \right), \end{aligned} \quad (\text{C10})$$

$$\begin{aligned} \tilde{\mathcal{R}}^{14}(q', q) &= \frac{2\pi}{\hbar} \sum_{q_1, q_2} \sum_{Q_1, Q_2} G_{q',q_1}^1(Q_1) G_{q_1,q}^1(Q_1) [G_{q',q_2}^1(Q_2) G_{q_2,q}^1(Q_2)]^* \\ &\quad \times \left(n_B(\hbar\omega_{Q_1}) n_B(\hbar\omega_{Q_2}) \frac{\delta(E_q - E_{q'} + \hbar\omega_{Q_1} + \hbar\omega_{Q_2})}{(E_q - E_{q_1} + \hbar\omega_{Q_2} + i\epsilon)(E_q - E_{q_2} + \hbar\omega_{Q_1} - i\epsilon)} \right. \\ &\quad + n_B(\hbar\omega_{Q_1}) n_B(\hbar\omega_{Q_2}) \frac{\delta(E_q - E_{q'} + \hbar\omega_{Q_1} + \hbar\omega_{Q_2})}{(E_q - E_{q_1} + \hbar\omega_{Q_1} + i\epsilon)(E_q - E_{q_2} + \hbar\omega_{Q_1} - i\epsilon)} \\ &\quad + [1 + n_B(\hbar\omega_{Q_1})][1 + n_B(\hbar\omega_{Q_2})] \frac{\delta(E_q - E_{q'} - \hbar\omega_{Q_1} - \hbar\omega_{Q_2})}{(E_q - E_{q_1} - \hbar\omega_{Q_2} + i\epsilon)(E_q - E_{q_2} - \hbar\omega_{Q_1} - i\epsilon)} \\ &\quad \left. + [1 + n_B(\hbar\omega_{Q_1})][1 + n_B(\hbar\omega_{Q_2})] \frac{\delta(E_q - E_{q'} - \hbar\omega_{Q_1} - \hbar\omega_{Q_2})}{(E_q - E_{q_1} - \hbar\omega_{Q_2} + i\epsilon)(E_q - E_{q_2} - \hbar\omega_{Q_2} - i\epsilon)} \right) \\ &= \frac{9\pi e^8 \Lambda_0^4}{2\hbar^2 \mu^2 \omega_D^5} \sum_{q_1, q_2} Z_{q',q_1}^2 Z_{q_1,q}^2 Z_{q,q_2}^2 Z_{q_2,q'}^2 \left(I_{(2)}^5(q', q; q_1, q_2) + I_{(2)}^6(q', q; q_1, q_2) + I_{(2)}^7(q', q; q_1, q_2) \right. \\ &\quad \left. + I_{(2)}^8(q', q; q_1, q_2) \right), \end{aligned} \quad (\text{C11})$$

where, in the limit $\epsilon \rightarrow 0$, the auxiliary integrals are defined by

$$I_{(2)}^1(q', q) = \int_{-\Delta_{q,q'}}^1 dx \frac{x}{e^{\delta x} - 1} \frac{-\Delta_{q,q'} - x}{e^{\delta(-\Delta_{q,q'} - x)} - 1}, \quad (\text{C12})$$

$$I_{(2)}^2(q', q) = \int_{\Delta_{q,q'}}^1 dx x \left[1 + \frac{1}{e^{\delta x} - 1} \right] (\Delta_{q,q'} - x) \left[1 + \frac{1}{e^{\delta(\Delta_{q,q'} - x)} - 1} \right], \quad (\text{C13})$$

$$I_{(2)}^3(q', q; q_1) = \int_{-\Delta_{q,q'}-1}^1 dx \frac{x}{e^{\delta x} - 1} \frac{-\Delta_{q,q'} - x}{e^{\delta(-\Delta_{q,q'}-x)} - 1} \frac{1}{\Delta_{q,q_1} + x - i\epsilon}, \quad (C14)$$

$$I_{(2)}^4(q', q; q_1) = \int_{\Delta_{q,q'}-1}^1 dx x \left[1 + \frac{1}{e^{\delta x} - 1} \right] (\Delta_{q,q'} - x) \left[1 + \frac{1}{e^{\delta(\Delta_{q,q'}-x)} - 1} \right] \frac{1}{\Delta_{q,q_1} - x - i\epsilon}, \quad (C15)$$

$$I_{(2)}^5(q', q; q_1, q_2) = \int_{-\Delta_{q,q'}-1}^1 dx \frac{x}{e^{\delta x} - 1} \frac{-\Delta_{q,q'} - x}{e^{\delta(-\Delta_{q,q'}-x)} - 1} \frac{1}{\Delta_{q',q_1} - x + i\epsilon} \frac{1}{\Delta_{q,q_2} + x - i\epsilon}, \quad (C16)$$

$$I_{(2)}^6(q', q; q_1, q_2) = \int_{-\Delta_{q,q'}-1}^1 dx \frac{x}{e^{\delta x} - 1} \frac{-\Delta_{q,q'} - x}{e^{\delta(-\Delta_{q,q'}-x)} - 1} \frac{1}{\Delta_{q,q_1} + x + i\epsilon} \frac{1}{\Delta_{q,q_2} + x - i\epsilon}, \quad (C17)$$

$$I_{(2)}^7(q', q; q_1, q_2) = \int_{\Delta_{q,q'}-1}^1 dx x \left[1 + \frac{1}{e^{\delta x} - 1} \right] (\Delta_{q,q'} - x) \left[1 + \frac{1}{e^{\delta(\Delta_{q,q'}-x)} - 1} \right] \frac{1}{\Delta_{q',q_1} + x + i\epsilon} \frac{1}{\Delta_{q,q_2} - x - i\epsilon}, \quad (C18)$$

$$I_{(2)}^8(q', q; q_1, q_2) = \int_{\Delta_{q,q'}-1}^1 dx x \left[1 + \frac{1}{e^{\delta x} - 1} \right] (\Delta_{q,q'} - x) \left[1 + \frac{1}{e^{\delta(\Delta_{q,q'}-x)} - 1} \right] \frac{1}{\Delta_{q,q_1} - x + i\epsilon} \frac{1}{\Delta_{q,q_2} - x - i\epsilon}. \quad (C19)$$

The two-phonon transition probabilities $\tilde{\mathcal{R}}^{10}$ and $\tilde{\mathcal{R}}^{14}$ diverge for the situations studied in this paper. They have to be therefore regularized. The regularization procedure outlined in Subsection IV C leads then to the divergence-free, regularized transition probabilities,

$$\tilde{\mathcal{R}}^{10}(q', q) = -\frac{9\pi e^6 \Lambda_0^3}{\hbar \mu^2 \omega_D^4} \sum_{q_1} Z_{q',q}^3 Z_{q',q_1}^2 Z_{q_1,q}^2 \left(I_{(2)}^{3'}(q', q; q_1) + I_{(2)}^{4'}(q', q; q_1) \right), \quad (C20)$$

$$\tilde{\mathcal{R}}^{14}(q', q) = \frac{9\pi e^8 \Lambda_0^4}{2\hbar^2 \mu^2 \omega_D^5} \sum_{q_1, q_2} Z_{q',q_1}^2 Z_{q_1,q}^2 Z_{q,q_2}^2 Z_{q_2,q'}^2 \left(I_{(2)}^{5'}(q', q; q_1, q_2) + I_{(2)}^{7'}(q', q; q_1, q_2) \right), \quad (C21)$$

where the integrals are given by

$$I_{(2)}^{3'}(q', q; q_1) = \int_{-\Delta_{q,q'}-1}^1 dx \frac{x}{e^{\delta x} - 1} \frac{-\Delta_{q,q'} - x}{e^{\delta(-\Delta_{q,q'}-x)} - 1} g(\Delta_{q,q_1} + x, \nu(-x - \Delta_{q,q'}) + 2\nu(x)), \quad (C22)$$

$$I_{(2)}^{4'}(q', q; q_1) = \int_{\Delta_{q,q'}-1}^1 dx x \left[1 + \frac{1}{e^{\delta x} - 1} \right] (\Delta_{q,q'} - x) \left[1 + \frac{1}{e^{\delta(\Delta_{q,q'}-x)} - 1} \right] g(\Delta_{q,q_1} - x, \nu(\Delta_{q,q'} - x) + 2\nu(x)), \quad (C23)$$

$$\begin{aligned} I_{(2)}^{5'}(q', q; q_1, q_2) &= \int_{-\Delta_{q,q'}-1}^1 dx \frac{x}{e^{\delta x} - 1} \frac{-\Delta_{q,q'} - x}{e^{\delta(-\Delta_{q,q'}-x)} - 1} \\ &\times [f(\Delta_{q',q_1} - x, \Delta_{q,q_2} + x, \nu(x) + 2\nu(-x - \Delta_{q,q'}), 2\nu(x) + \nu(-x - \Delta_{q,q'})) \\ &+ f(\Delta_{q,q_1} + x, \Delta_{q,q_2} + x, 2\nu(x) + \nu(-x - \Delta_{q,q'}), 2\nu(x) + \nu(-x - \Delta_{q,q'}))] , \end{aligned} \quad (C24)$$

$$\begin{aligned} I_{(2)}^{7'}(q', q; q_1, q_2) &= \int_{\Delta_{q,q'}-1}^1 dx x \left[1 + \frac{1}{e^{\delta x} - 1} \right] (\Delta_{q,q'} - x) \left[1 + \frac{1}{e^{\delta(\Delta_{q,q'}-x)} - 1} \right] \\ &\times [f(\Delta_{q',q_1} + x, \Delta_{q,q_2} - x, \nu(x) + 2\nu(\Delta_{q,q'} - x), 2\nu(x) + \nu(\Delta_{q,q'} - x)) \\ &+ f(\Delta_{q,q_1} - x, \Delta_{q,q_2} - x, 2\nu(x) + \nu(\Delta_{q,q'} - x), 2\nu(x) + \nu(\Delta_{q,q'} - x))] . \end{aligned} \quad (C25)$$

¹ C. J. F. Boettcher, *Theory of electric polarization* (Elsevier Publishing Company, Amsterdam, 1952).

² M. W. Cole and M. H. Cohen, Phys. Rev. Lett. **23**, 1238

- (1969).
- ³ V. Dose, W. Altmann, A. Goldmann, U. Kolac, and J. Rogozik, Phys. Rev. Lett. **52**, 1919 (1984).
 - ⁴ D. Straub and F. J. Himpsel, Phys. Rev. Lett. **52**, 1922 (1984).
 - ⁵ D. P. Woodruff, S. L. Hulbert, P. D. Johnson, and N. V. Smith, Phys. Rev. B **31**, (RC)4046 (1985).
 - ⁶ W. Jacob, V. Dose, U. Kolac, and T. Fauster, Z. Phys. B **63**, 459 (1986).
 - ⁷ T. Fauster, Appl. Phys. A **59**, 479 (1994).
 - ⁸ U. Hofer, I. L. Shumay, C. Reuss, U. Thomann, W. Wal-lauer, and T. Fauster, Science **277**, 1480 (1997).
 - ⁹ U. Hofer, Appl. Phys. B **68**, 383 (1999).
 - ¹⁰ T. Fauster and M. Weinelt, Surface science **593**, 1 (2005).
 - ¹¹ B. Gumhalter, A. Šiber, H. Buljan, and T. Fauster, Phys. Rev. B **78**, 155410 (2008).
 - ¹² M. W. Cole, Rev. Mod. Phys. **46**, 451 (1974).
 - ¹³ J. Lehmann, M. Merschdorf, A. Thon, S. Voll, and W. Pfeiffer, Phys. Rev. B **60**, 17037 (1999).
 - ¹⁴ M. Kutschera, M. Weinelt, M. Rohlfing, and T. Fauster, Appl. Phys. A **88**, 519 (2007).
 - ¹⁵ F. J. Himpsel, J. A. Knapp, J. A. VanVechten, and D. E. Eastman, Phys. Rev. B **20**, 624 (1979).
 - ¹⁶ J. B. Cui, J. Ristein, and L. Ley, Phys. Rev. Lett. **81**, 429 (1998).
 - ¹⁷ H. Yamaguchi, T. Masuzawa, S. Nozue, Y. Kudo, I. Saito, J. Koe, M. Kudo, T. Yamada, Y. Takakuwa, and K. Okano, Phys. Rev. B **80**, 165321 (2009).
 - ¹⁸ K. P. Loh, I. Sakaguchi, M. N. Gamo, S. Tagawa, T. Sugino, and T. Ando, Appl. Phys. Lett. **74**, 28 (1999).
 - ¹⁹ M. Rohlfing, N.-P. Wang, P. Kruger, and J. Pollmann, Phys. Rev. Lett. **91**, 256802 (2003).
 - ²⁰ B. Baumeier, P. Kruger, and J. Pollmann, Phys. Rev. B **76**, 205404 (2007).
 - ²¹ K. P. McKenna and A. L. Shluger, Nature Materials **7**, 859 (2008).
 - ²² L. N. Dinh, W. McLean, M. A. Schilbach, and M. Balooch, Phys. Rev. B **59**, 15513 (1999).
 - ²³ M. W. Geis, S. Deneault, K. E. Krohn, M. Marchant, T. M. Lyszczarz, and D. L. Cooke, Appl. Phys. Lett. **87**, 192115 (2005).
 - ²⁴ A. Mayer, M. S. Chung, N. Kumar, B. L. Weiss, N. M. Miskovsky, and P. H. Cutler, J. Vac. Sci. Technol. B **24**, 1071 (2006).
 - ²⁵ M. Biasini, R. D. Gann, J. A. Yarmoff, A. P. Mills, L. N. Pfeiffer, K. W. West, X. P. W. Gao, and B. C. D. Williams, Appl. Phys. Lett. **86**, 162111 (2005).
 - ²⁶ M. Biasini, R. D. Gann, L. N. Pfeiffer, K. W. West, X. P. W. Gao, B. C. D. Williams, J. A. Yarmoff, and A. P. M. Jr., Eur. Phys. J. B **47**, 305 (2005).
 - ²⁷ N. Yamamoto, M. Yamamoto, K. Kuwahara, R. Sakai, T. Morino, K. Tamagaki, A. Mano, A. Utsu, S. Okumi, T. Nakanishi, et al., J. Appl. Phys. **102**, 024904 (2007).
 - ²⁸ M.-C. Desjonqueres and D. Spanjaard, *Concepts of surface physics* (Springer Verlag, Berlin, 1996).
 - ²⁹ J. E. Lennard-Jones and C. Strachan, Proc. Roy. Soc. London, Ser. A **150**, 442 (1935).
 - ³⁰ C. Strachan, Proc. Roy. Soc. London, Ser. A **150**, 456 (1935).
 - ³¹ J. E. Lennard-Jones and A. F. Devonshire, Proc. Roy. Soc. London, Ser. A **156**, 6 (1936).
 - ³² B. Bendow and S.-C. Ying, Phys. Rev. B **7**, 622 (1973).
 - ³³ W. Brenig, Z. Phys. B **48**, 127 (1982).
 - ³⁴ Z. W. Gortel, H. J. Kreuzer, and D. Spaner, J. Chem. Phys. **72**, 234 (1980).
 - ³⁵ Z. W. Gortel, H. J. Kreuzer, and R. Teshima, Phys. Rev. B **22**, 5655 (1980).
 - ³⁶ Z. W. Gortel, H. J. Kreuzer, and R. Teshima, Phys. Rev. B **22**, 512 (1980).
 - ³⁷ H. J. Kreuzer and Z. W. Gortel, *Physisorption Kinetics* (Springer Verlag, Berlin, 1986).
 - ³⁸ W. Brenig, Physica Scripta **35**, 329 (1987).
 - ³⁹ F. X. Bronold, H. Fehske, H. Kersten, and H. Deutsch, Phys. Rev. Lett. **101**, 175002 (2008).
 - ⁴⁰ F. X. Bronold, H. Deutsch, and H. Fehske, Eur. Phys. J. D **54**, 519 (2009).
 - ⁴¹ E. C. Whipple, Rep. Prog. Phys. **44**, 1197 (1981).
 - ⁴² B. T. Draine and B. Sutin, The Astrophysical Journal **320**, 803 (1987).
 - ⁴³ I. Mann, Advances in Space Research **41**, 160 (2008).
 - ⁴⁴ M. Rapp and F.-J. Luebken, J. Atmospheric and solar-terrestrial physics **63**, 759 (2001).
 - ⁴⁵ V. E. Fortov, A. V. Ivlev, S. A. Khrapak, A. G. Khrapak, and G. E. Morfill, Physics Reports **421**, 1 (2005).
 - ⁴⁶ O. Ishihara, J. Phys. D: Appl. Phys. **40**, R121 (2007).
 - ⁴⁷ Y. B. Golubovskii, V. A. Maiorov, J. Behnke, and J. F. Behnke, J. Phys. D: Appl. Phys. **35**, 751 (2002).
 - ⁴⁸ U. Kogelschatz, Plasma Chemistry and Plasma Processing **23**, 1 (2003).
 - ⁴⁹ M. Li, C. Li, H. Zhan, and J. Xu, Proceedings of the XV International Conference on Gas Discharges and their Applications (2004).
 - ⁵⁰ L. Stollenwerk, S. Amiranashvili, J.-P. Boeuf, and H.-G. Purwins, Phys. Rev. Lett. **96**, 255001 (2006).
 - ⁵¹ L. Stollenwerk, J. G. Laven, and H.-G. Purwins, Phys. Rev. Lett. **98**, 255001 (2007).
 - ⁵² M. Li, C. Li, H. Zhan, and J. Xu, Appl. Phys. Lett. **92**, 031503 (2008).
 - ⁵³ I. Kusčer, in *Fundamental problems in statistical physics IV*, edited by E. G. D. Cohen and W. Fiszdon (Ossolineum, Warsaw, 1978), p. 441.
 - ⁵⁴ G. Fan and J. R. Manson, Phys. Rev. B **79**, 045424 (2009).
 - ⁵⁵ G. Fan and J. R. Manson, J. Chem. Phys. **130**, 064703 (2009).
 - ⁵⁶ D. Neilson, R. M. Nieminen, and J. Szymański, Phys. Rev. B **33**, 1567 (1986).
 - ⁵⁷ A. B. Walker, K. O. Jensen, J. Szymański, and D. Neilson, Phys. Rev. B **46**, 1687 (1992).
 - ⁵⁸ R. Ray and G. D. Mahan, Phys. Lett. **42A**, 301 (1972).
 - ⁵⁹ E. Evans and D. L. Mills, Phys. Rev. B **8**, 4004 (1973).
 - ⁶⁰ B. Gumhalter, Surface science **347**, 237 (1996).
 - ⁶¹ R. L. Heinisch, *Trapping and detrapping of charged particles at surfaces*, Diploma thesis (Universität Greifswald) (2009).
 - ⁶² P. G. Klemens, Int. J. of Thermophysics **22**, 265 (2001).
 - ⁶³ E. T. Whittaker and G. N. Watson, *A course of modern analysis* (Cambridge University Press, 1927).
 - ⁶⁴ W. Magnus and F. Oberhettinger, *Formeln und Sätze für die speziellen Funktionen der mathematischen Physik* (Springer, 1948).
 - ⁶⁵ M. Abramowitz and I. A. Stegun, eds., *Handbook of mathematical functions* (Dover Publications, Inc., New York, 1973).
 - ⁶⁶ F. W. J. Olver, *Asymptotics and special functions* (Academic Press, New York, 1974).