

Second Order Phase Transition and Thermodynamic Geometry in Kerr-AdS Black Hole

Rabin Banerjee^{*}, Sujoy Kumar Modak[†]

S. N. Bose National Centre for Basic Sciences,
JD Block, Sector III, Salt Lake, Kolkata-700098, India

Saurav Samanta[‡]

Narasinha Dutt College
129, Belilious Road, Howrah-711101, India

Abstract

We discuss a scheme based on Ehrenfest like equations to exhibit and classify transitions between two phases (with “smaller” and “larger” masses) of Kerr AdS black holes. We show that for fixed angular velocity this phase transition is of second order as both Ehrenfest’s equations are satisfied. Finally we make a close connection of the results found from this analysis with those obtained from the thermodynamic state space geometry approach.

1 Introduction

The pioneering works of Bekenstein and Hawking have opened many interesting aspects of unification of quantum mechanics, gravity and thermodynamics. These are known for the last forty years [1]-[6]. Although black holes as thermodynamical systems are studied widely there is still a lack of understanding in this subject. Perhaps this is one of the reasons why a complete statistical theory [7, 8] has not been put forward so far. Recently there has been a suggestion that fluctuation theory, whose origin is contained in statistical mechanics, can be described solely by thermodynamics [9]. This approach is based on the thermodynamic state space geometry [10, 9] which is commonly known as the Ruppeiner geometry. For second order phase transitions Ruppeiner curvature scalar (R) is expected to diverge at the critical point [11, 12, 13, 14]. Motivated by the success of this geometry to identify a phase transition in normal thermodynamic system, there have been several recent works [15]-[23] which address the black hole phase transitions through this approach.

In this paper we discuss a new formulation to analyse phase transition in Kerr AdS black holes. It is based on an application of Clapeyron’s and Ehrenfest’s ideas to black hole systems. In our analysis we keep the angular velocity Ω (analog of pressure) to be constant which is essential for implementing the above ideas in Kerr-AdS black holes. Specifically, in Kerr AdS black hole (for fixed Ω) we do not find any discontinuity in entropy and therefore the chance of a first order phase transition is automatically ruled out. In our analysis, we find a discontinuity in the specific heat at constant angular velocity (C_Ω). Conventional works [24]-[31] attempt to identify a phase transition from this discontinuity but only at a qualitative level. One of the motivations of this paper is to provide a detailed quantitative analysis of this aspect. Before

^{*}e-mail: rabin@bose.res.in

[†]e-mail: sujoy@bose.res.in

[‡]e-mail: srvmnt@gmail.com

that, however, we highlight two strange features of this discontinuity which were not discussed earlier. First, there is an infinite divergence of all relevant quantities (including the specific heat) at the critical point and the second is the smeared nature of the discontinuity. In a standard second order phase transition these discontinuities are finite and sharp. Only in a glassy phase transition [35, 36] one finds a smeared but finite divergence. In this sense there exists a similarity between the phase transition in glassy systems and Kerr-AdS black holes. We also quantify these qualitative arguments by studying Ehrenfest's equations. In fact, although a discontinuity in the specific heat is necessary, it is not sufficient to correctly identify a phase transition. Indeed, it is essential to verify the Ehrenfest equations. These equations, in the context of black holes, were earlier derived in [34]. We make an explicit check of these equations. It is found that both Ehrenfest's equations are satisfied. Consequently this phase transition is a genuine second order one.

The remainder of our work concerns the application of the thermodynamic geometry approach [10, 9] to identify the occurrence of black hole phase transitions. We explicitly calculate and plot the Ruppeiner curvature scalar (R). The plots show the divergence of R at the same critical point where specific heat capacity (C_Ω) was diverging. This behaviour is remarkable in the sense that these divergences are usually associated with second order phase transitions in standard thermodynamical systems. Indeed our study proves that the divergence found here indicates a genuine second order phase transition in Kerr-AdS black holes. Furthermore we find some cases where R diverges but specific heat does not. This is also a striking observation where the divergence of R does not imply any discontinuity in the specific heat. However in this case the divergence of R exhibits a special property. The left hand limit and the right hand limit of R do not agree at the singular point. This behaviour is completely different from the previous case where both limits are same at the singular point (which is correctly associated with a phase transition point). This illustrates the crucial role of the nature of divergence of R in identifying a discontinuity in the specific heat. Our analysis therefore reveals important implications of thermodynamic geometry in identifying and classifying phase transitions in black holes as compared to usual thermodynamic systems.

2 The Kerr AdS black hole

Kerr AdS black hole is a solution of Einstein equation in (3+1) dimensions with a negative cosmological constant $\Lambda = -\frac{3}{l^2}$. It is characterised by two parameters, namely mass M and angular momentum J . The first law of thermodynamics for the Kerr-AdS black hole is given by [38]

$$dM = TdS + \Omega dJ \quad (1)$$

where T is the Hawking temperature and Ω is the difference between the angular velocities at the event horizon (Ω_H) and at infinity (Ω_∞) [37]-[40]. The explicit expressions for various parameters are given in [37]-[40]. We write these equations with a suitable rescaling where we define $Tl, \frac{M}{l}, \frac{J}{l^2}, \frac{S}{l^2}, \Omega l$ as the temperature (T), Mass (M), angular momentum (J), entropy (S) and angular velocity (Ω) of the black hole. This is done so that l no longer appears in any equation. In terms of these newly defined variables we find,

$$T = \frac{1}{8\pi M} \left(1 - \frac{4\pi^2 J^2}{S^2} + \frac{4S}{\pi} + \frac{3S^2}{\pi^2} \right), \quad (2)$$

$$M^2 = \frac{S}{4\pi} + \frac{\pi J^2}{S} + J^2 + \frac{S}{2\pi} \left(\frac{S}{\pi} + \frac{S^2}{2\pi^2} \right) \quad (3)$$

$$\Omega = \frac{\pi J}{MS} \left(1 + \frac{S}{\pi} \right) \quad (4)$$

$$\frac{J}{S} = \frac{M\Omega}{\pi + S} \quad (5)$$

$$a = \frac{J}{M} = \frac{S\Omega}{\pi} \left(1 + \frac{S}{\pi} \right)^{-1} \quad (6)$$

Now using (5) we substitute J in (3) to express M^2 in terms of S and Ω . This yields

$$M^2 = \frac{S}{4\pi} \frac{1 + \frac{2S}{\pi}(1 + \frac{S}{2\pi})}{1 - \frac{\Omega^2 S}{\pi(1 + \frac{S}{\pi})}}. \quad (7)$$

Likewise, replacing M (7) in (2), the semiclassical temperature is found to be,

$$T = \sqrt{\frac{S(\pi + S)^3}{(\pi + S - S\Omega^2)}} \left[\frac{\pi^2 - 2\pi S(\Omega^2 - 2) - 3S^2(\Omega^2 - 1)}{4\pi^{\frac{3}{2}} S(\pi + S)^2} \right]. \quad (8)$$

From the above equation we see that T is real only when

$$\pi + S - S\Omega^2 > 0 \quad (9)$$

which implies $\Omega^2 < 1 + \frac{\pi}{S}$. This imposes a restriction on Ω for a fixed value of the entropy. To get further insight into the thermodynamical behaviour of the black hole we calculate the semiclassical specific heat at constant angular velocity (which is the analogue of C_P) from (8) by using the relation $C_\Omega = T \left(\frac{\partial S}{\partial T} \right)_\Omega$. This is found to be

$$C_\Omega = \frac{2S(\pi + S)(\pi + S - S\Omega^2) (\pi^2 - 2\pi S(\Omega^2 - 2) - 3S^2(\Omega^2 - 1))}{(\pi + S)^3(3S - \pi) - 6S^2(\pi + S)^2\Omega^2 + S^3(4\pi + 3S)\Omega^4} \quad (10)$$

With these expressions for the temperature (8) and specific heat capacity (10) we now proceed to the next section where the phase transition phenomena will be discussed.

3 Ehrenfest's scheme and phase transition

In this section we shall use (and improve) the approach developed in [34] to study phase transition in a black hole. This approach, based on standard thermodynamical tools, deals with the identification and classification of a phase transition in a black hole.

Let us first plot (8) and (10) with respect to S for a fixed value of Ω ($\Omega = 0.3$). These plots are depicted in figure 1. From figure 1(a) we find that the semiclassical Hawking temperature (T) is continuous when plotted with the semiclassical entropy (S). For a first order phase transition (like liquid to vapour) the first order derivative of Gibbs free energy, i.e. volume and entropy are discontinuous. However the continuity of entropy (S) (and also J) suggests that for fixed Ω there is no first order phase transition taking place in the Kerr AdS black hole. However there is a minimum temperature ($T = 0.2693$) for a certain value of S ($S = 1.0976$). Figure 1(b) shows a discontinuity in C_Ω at this critical value of entropy ($S = S_{\text{crit}} = 1.0976$). This type of discontinuity usually occurs in a second order phase transition point in a standard thermodynamical system. However this plot has two major differences from any standard thermodynamical plot revealing a true second order phase transition. These are

- (i) An infinite divergence of the specific heat (C_Ω) at the phase transition point.
- (ii) The discontinuity is smeared instead of being sharp.

In a standard second order phase transition (for example ferromagnetic to paramagnetic transformation) the specific heat suffers a finite discontinuity at the phase transition point. Also, the smeared region near the critical point does not exist. These two new characteristics once again establish the fact that black holes are indeed very special thermodynamical systems. Interestingly the only other system which shows a somewhat similar behaviour at the phase transition point is a glassy forming material. Like Kerr-AdS black holes, the specific heat capacity of glassy systems also suffers a smeared divergence. But unlike black holes this divergence is finite for a glassy phase transition.

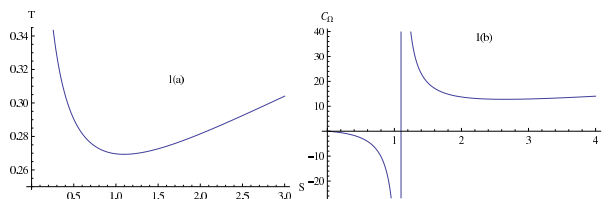


Figure 1: Semi-classical Hawking temperature (T) and Specific heat (C_Ω) vs entropy (S) plot for fixed $\Omega = 0.3$.

The phase transition here can also be identified with the findings of Hawking and Page [26]. We are studying a transition between two phases of Kerr-AdS black holes which have different entropies (see figure 1). As entropy is proportional to the square of the black hole mass the critical point S_{crit} is essentially separating two branches of Kerr-AdS black holes with “smaller” and “larger” masses. These two phases of black holes were first discussed by Hawking and Page [26] in the context of Schwarzschild AdS Black holes and also mentioned in [28]. They [26] advocated that above a certain temperature ($T_0^{\text{Sch.-AdS}} = \frac{\sqrt{3}}{2\pi l}$) there exist two phases depending upon the mass of the black hole. The smaller mass black hole is thermodynamically unstable (negative specific heat) while the larger mass black hole is stable (positive specific heat). This property is also manifested for the Kerr-AdS black hole (see figure-1(b)). We have also checked that in the limiting case for Schwarzschild-AdS black hole the minimum temperature in $T - S$ plot (fig 1(a)) correctly reproduces the Hawking-Page result ($T_0^{\text{Sch.-AdS}} = \frac{\sqrt{3}}{2\pi l}$). Below T_0 there is only thermal AdS space.

The conventional way to understand a phase transition phenomena where the entropy is continuous and the specific heat capacity is discontinuous is based on the standard Ehrenfest’s prescription. Note that for any true second order phase transition both Ehrenfest’s equations must be satisfied at the critical point. Because of the differences between conventional systems and black holes, care must be exercised in applying Ehrenfest’s scheme to study phase transitions in black holes. In the remaining part of this section we shall follow this spirit to uncover the properties of this phase transition.

Let us now recall Ehrenfest’s scheme of analysing phase transition which is done in usual thermodynamics. For a black hole system the two Ehrenfest’s equations were derived in our earlier work [34]. Ehrenfest’s first and second equations, for the Kerr AdS black hole, are given by [34]

$$-\left(\frac{\partial\Omega}{\partial T}\right)_S = \frac{C_{\Omega_2} - C_{\Omega_1}}{TJ(\alpha_2 - \alpha_1)} \quad (11)$$

and

$$-\left(\frac{\partial\Omega}{\partial T}\right)_J = \frac{(\alpha_2 - \alpha_1)}{(k_{T_2} - k_{T_1})} \quad (12)$$

where,

$$\alpha = \frac{1}{J} \left(\frac{\partial J}{\partial T} \right)_{\Omega}, \quad (13)$$

$$k_T = \frac{1}{J} \left(\frac{\partial J}{\partial \Omega} \right)_T. \quad (14)$$

The above quantities (13) and (14) were also defined in [32, 33] to discuss the thermodynamic stability of black holes.

We noted earlier that there is a discontinuity in C_{Ω} as shown in figure 1(b). Nevertheless, presence of discontinuities in α and k_T are also necessary to show that a phase transition is taking place. Since C_{Ω} , α and k_T are all second order derivatives of the Gibbs free energy, they must be discontinuous in a second order phase transition. So in order to proceed further we calculate these physical entities and plot them. First using (5) and (7) we can express J as a function of S and Ω , as given by

$$J(S, \Omega) = \frac{S\Omega \sqrt{\frac{S(\pi+S)^3}{(\pi+S-S\Omega^2)}}}{2\pi^{\frac{3}{2}}(\pi+S)}. \quad (15)$$

Using the definition of a (6) we write (13) as,

$$J\alpha = M \left(\frac{\partial a}{\partial T} \right)_{\Omega} + a \left(\frac{\partial M}{\partial T} \right)_{\Omega} \quad (16)$$

Now to calculate the first term of the right hand side we need a functional relationship between a, T and Ω . To do so we rewrite the semiclassical entropy of the Kerr AdS black hole (5) in terms of Ω and a as

$$S = \frac{\pi a}{\Omega - a}. \quad (17)$$

In (8) T was expressed as $T = T(S, \Omega)$. Substituting (17) in (8) we write the temperature in terms of a and Ω as,

$$T = T(\Omega, a) = \frac{2a\Omega^2 + \Omega a^2 - 2a - \Omega}{4\pi \sqrt{a(a-\Omega)(a\Omega-1)}}. \quad (18)$$

Now it is straightforward to calculate $\left(\frac{\partial a}{\partial T} \right)_{\Omega}$. To calculate the second term of the right hand side of (16), we write $\left(\frac{\partial M}{\partial T} \right)_{\Omega} = \left(\frac{\partial M}{\partial S} \right)_{\Omega} \left(\frac{\partial S}{\partial T} \right)_{\Omega}$. Now using (7) and (8) we find, $\left(\frac{\partial M}{\partial T} \right)_{\Omega}$. Making use of these results, the value of a from (17) in (16) and substituting J from (15) we finally obtain the analog of volume expansion coefficient,

$$\alpha = \frac{\sqrt{4\pi^3 S(\pi+S)(\pi+S-S\Omega^2)} [6\Omega(\pi+S)^2 - 2S\Omega^2(2\pi+3S)]}{(\pi+S)^3(3S-\pi) - 6S^2(\pi+S)^2\Omega^2 + S^3(4\pi+3S)\Omega^4} \quad (19)$$

Now to find an expression for the analog of compressibility $k_T = \frac{1}{J} \left(\frac{\partial J}{\partial \Omega} \right)_T$, we first write J in terms of a and Ω in the following manner,

$$J = \frac{1}{2} \sqrt{\frac{a(\Omega-a)}{(1-a\Omega)}} \left[\frac{a\Omega}{(\Omega-a)^2} \right]. \quad (20)$$

Since J cannot be expressed in terms of T and Ω we shall use the rules of partial differentiation to find k_T from (18) and (20). From the theorem $dJ = \left(\frac{\partial J}{\partial a} \right)_{\Omega} da + \left(\frac{\partial J}{\partial \Omega} \right)_a d\Omega$ we can write

$$\left(\frac{\partial J}{\partial \Omega} \right)_T = \left(\frac{\partial J}{\partial a} \right)_{\Omega} \left(\frac{\partial a}{\partial \Omega} \right)_T + \left(\frac{\partial J}{\partial \Omega} \right)_a \quad (21)$$

The above equation is written in a more useful form by substituting $(\frac{\partial a}{\partial \Omega})_T = -\frac{(\frac{\partial T}{\partial \Omega})_a}{(\frac{\partial T}{\partial a})_\Omega}$. This gives

$$\left(\frac{\partial J}{\partial \Omega}\right)_T = \frac{(\frac{\partial J}{\partial \Omega})_a (\frac{\partial T}{\partial a})_\Omega - (\frac{\partial T}{\partial \Omega})_a (\frac{\partial J}{\partial a})_\Omega}{(\frac{\partial T}{\partial a})_\Omega}. \quad (22)$$

Using (18) and (20) in the above equation we obtain k_T in terms of a and Ω . Finally eliminating a in favour of S and Ω by using (17) and then substituting J from (15), we find,

$$k_T = \frac{(3S - \pi)(\pi + S)^3 + 2S(\pi + S)^2(4\pi + 3S)\Omega^2 - S^2(2\pi + 3S)^2\Omega^4}{(3S - \pi)\Omega(\pi + S)^3 - 6S^2(\pi + S)^2\Omega^3 + S^3(4\pi + 3S)\Omega^5} \quad (23)$$

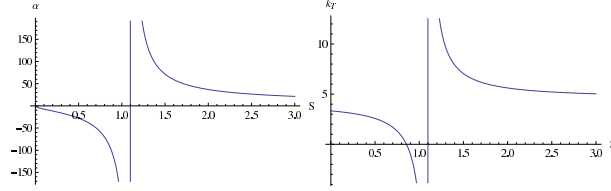


Figure 2: α and k_T vs entropy (S) plot for fixed $\Omega = 0.3$.

Let us now plot (19) and (23) with respect to S for a fixed value of $\Omega = 0.3$. These two plots are shown in figure 2 and they show a discontinuity in both these quantities at the same critical value of $S_0 = 1.0976$ or corresponding critical temperature $T_0 = 0.2693$ (see figure 1(a)). With these results we are now convinced about a genuine phase transition in Kerr-AdS black hole.

We shall now perform a numerical analysis to understand the order of this phase transition. The idea is to investigate the two Ehrenfest's equations and check their validity. For any true second order phase transition both Ehrenfest's equations must be satisfied at the critical point. However, because of the infinite divergences of all relevant quantities at that point one should be very careful in doing the numerical computations.

We start by considering the first Ehrenfest's equation (11). The left hand side of (11) can be calculated easily from the relation (8). This is found to be

$$-\left(\frac{\partial \Omega}{\partial T}\right)_S = -\frac{4\pi^{\frac{3}{2}}(\pi + S - S\Omega^2)^2 \sqrt{\frac{S(\pi + S)^3}{(\pi + S - S\Omega^2)}}}{S\Omega(S(\pi + S)(2\pi + 3S)\Omega^2 - 3(\pi + S)^3)}. \quad (24)$$

At the phase transition point we have $S = 1.0976$, $\Omega = 0.3$. Using these values in (24) we obtain,

$$-\left(\frac{\partial \Omega}{\partial T}\right)_S = 23.2085 \quad (25)$$

which yields the left hand side of the first Ehrenfest's equation (11).

To calculate the right hand side recall the expressions of C_Ω and α from (10) and (19). They have the form $C_\Omega = \frac{f(S, \Omega)}{g(S, \Omega)}$ and $\alpha = \frac{h(S, \Omega)}{g(S, \Omega)}$ where the denominators of both quantities are identical, given by $g(S, \Omega) = (\pi + S)^3(3S - \pi) - 6S^2\Omega^2(\pi + S)^2 + S^3\Omega^4(4\pi + 3S)$. Note that for a fixed value of angular velocity (say $\Omega = 0.3$) both C_Ω and α diverge when $g(S_c) = 0$. Since this is polynomial equation with maximum power 4 there are four roots of this equation. Among these two are real and other two are imaginary. The real roots are positive and negative. Since entropy by definition is always positive, $S_c = 1.0976$ is the only root which is contributing

physically. This is the phase transition point where both Ehrenfest's relations are applicable. Let us now expand the denominators of C_Ω and α infinitesimally close to the critical point (S_c) in the following manner

$$C_\Omega = \frac{f(S_c)}{g'(S_c)[(S - S_c) + \frac{1}{2}(S - S_c)^2 \frac{g''(S_c)}{g'(S_c)} + \dots]} \quad (26)$$

$$= \frac{4.82247}{(S - S_c) + \frac{1}{2}(S - S_c)^2 \frac{g''(S_c)}{g'(S_c)} + \dots}, \quad (27)$$

$$\alpha = \frac{h(S_c)}{g'(S_c)[(S - S_c) + \frac{1}{2}(S - S_c)^2 \frac{g''(S_c)}{g'(S_c)} + \dots]} \quad (28)$$

$$= \frac{24.6136}{(S - S_c) + \frac{1}{2}(S - S_c)^2 \frac{g''(S_c)}{g'(S_c)} + \dots}. \quad (29)$$

Now consider two points $S_1 = S_c + \epsilon$ and $S_2 = S_c - \epsilon$ ($\epsilon \ll 1$) which are infinitesimally close to S_c and are respectively connected with phase-1 and phase-2 of the curves given in figures 1(b) and (2). The values of C_Ω and α for corresponding phases are given by $C_\Omega|_{S_1} = C_{\Omega_1}$, $C_\Omega|_{S_2} = C_{\Omega_2}$ and $\alpha|_{S_1} = \alpha_1$, $\alpha|_{S_2} = \alpha_2$ respectively. Consequently the right hand side of the first Ehrenfest's relation (11) reads as

$$\frac{C_{\Omega_2} - C_{\Omega_1}}{TJ(\alpha_2 - \alpha_1)} = \frac{4.82247[\frac{1}{(S_2 - S_c) + \frac{1}{2}(S_2 - S_c)^2 \frac{g''(S_c)}{g'(S_c)}} + \dots - \frac{1}{(S_1 - S_c) + \frac{1}{2}(S_1 - S_c)^2 \frac{g''(S_c)}{g'(S_c)}} + \dots]}{TJ \times 24.6136[\frac{1}{(S_2 - S_c) + \frac{1}{2}(S_2 - S_c)^2 \frac{g''(S_c)}{g'(S_c)}} + \dots - \frac{1}{(S_1 - S_c) + \frac{1}{2}(S_1 - S_c)^2 \frac{g''(S_c)}{g'(S_c)}} + \dots]} \quad (30)$$

Remarkably from the above equation we find that the divergences in C_Ω and α (inside the third brackets) near the critical point exactly cancel out for all order expansions and we are left with a finite result. Using the critical values $T(S_c) = 0.2693$ and $J(S_c) = 0.031344$ we find the right hand side of the first Ehrenfest's relation as

$$\frac{C_{\Omega_2} - C_{\Omega_1}}{TJ(\alpha_2 - \alpha_1)} = 23.2115. \quad (31)$$

A comparison between the above equation and (25) proves that the first Ehrenfest's relation is satisfied for the phase transition in Kerr-AdS black hole.

Let us now examine the validity of the second Ehrenfest's equation (12). To calculate $(\frac{\partial \Omega}{\partial T})_J$, equation (18) is written as

$$dT = \left(\frac{\partial T}{\partial a}\right)_\Omega da + \left(\frac{\partial T}{\partial \Omega}\right)_a d\Omega. \quad (32)$$

For a process where J is constant, from (20), one has

$$\left(\frac{\partial J}{\partial a}\right)_\Omega da + \left(\frac{\partial J}{\partial \Omega}\right)_a d\Omega = 0. \quad (33)$$

Now eliminating terms involving da from the above two relations and then rearranging terms, yields,

$$-\left(\frac{\partial T}{\partial \Omega}\right)_J = \frac{(\frac{\partial T}{\partial a})_\Omega (\frac{\partial J}{\partial \Omega})_a - (\frac{\partial T}{\partial \Omega})_a (\frac{\partial J}{\partial a})_\Omega}{(\frac{\partial J}{\partial a})_\Omega}. \quad (34)$$

Finally using (18) and (20) and substituting a in terms of Ω and S from (17) we find,

$$-\left(\frac{\partial\Omega}{\partial T}\right)_J = \sqrt{\frac{\pi + S - S\Omega^2}{S(\pi + S)^3}} \left[\frac{4\pi^{3/2}S(\pi + S)^2\Omega((3(\pi + S)^2 - S(2\pi + 3S)\Omega^2))}{(\pi + S)^3(3S - \pi) + 2S(\pi + S)^2(4\pi + 3S)\Omega^2 - S^2(2\pi + 3S)^2\Omega^4} \right] \quad (35)$$

At the critical point ($S = 1.0976$) and for the chosen value of $\Omega = 0.3$, we obtain,

$$-\left(\frac{\partial\Omega}{\partial T}\right)_J = 23.2085, \quad (36)$$

which gives the left hand side of the second Ehrenfest's equation (12).

In order to calculate the right hand side first let us write (23) in the following manner $k_T = \frac{u(S,\Omega)}{g(S,\Omega)}$. For $\Omega = 0.3$ expanding k_T near the critical point (S_c) we find

$$k_T = \frac{1.0655}{(S - S_c) + \frac{1}{2}(S - S_c)^2 \frac{g''(S_c)}{g'(S_c)} + \dots} \quad (37)$$

Now repeating the steps as carried out for the right hand side of (11) we finally obtain the right hand side of the second Ehrenfest's relation (12) as,

$$\frac{\alpha_2 - \alpha_1}{k_{T_2} - k_{T_1}} = \frac{24.6136 \left[\frac{1}{(S_2 - S_c) + \frac{1}{2}(S_2 - S_c)^2 \frac{g''(S_c)}{g'(S_c)}} + \dots - \frac{1}{(S_1 - S_c) + \frac{1}{2}(S_1 - S_c)^2 \frac{g''(S_c)}{g'(S_c)}} + \dots \right]}{1.0655 \left[\frac{1}{(S_2 - S_c) + \frac{1}{2}(S_2 - S_c)^2 \frac{g''(S_c)}{g'(S_c)}} + \dots - \frac{1}{(S_1 - S_c) + \frac{1}{2}(S_1 - S_c)^2 \frac{g''(S_c)}{g'(S_c)}} + \dots \right]} \quad (38)$$

$$= 23.2083. \quad (39)$$

Thus from the above equation once again we find that the divergent terms exactly cancel out for all orders and the remaining finite value exactly matches with the left hand side (36) of the second Ehrenfest's relation. Finally to get the full picture we repeated the above analysis for those values of Ω ($0 < \Omega < 1$) for which the critical points lie within the physical domain and results clearly suggest that this phase transition is second order.

4 Thermodynamic geometry

Analysis of black hole thermodynamics from the point of view of thermodynamic state space (Ruppeiner) geometry is supposed to give some new insights about black hole phase transitions. In this picture the occurrence of a second order phase transition is connected with the divergence of the state space scalar curvature (R). Now we examine whether such an interpretation holds for phase transition in Kerr AdS black hole.

The Ruppeiner metric is defined as [9]

$$dS^2 = g_{ij}^R dX^i dX^j \quad (40)$$

where, $g_{ij} = -\frac{\partial^2 S(X^k)}{\partial X^i \partial X^j}$, and $X^i \equiv X^i(M, N^a)$. Here N^a 's are all other extensive variables of the system. For Kerr AdS black hole $N^a = J$. In order to find g_{ij} it is desirable to express S in terms of M and J . However from (3) we see that M is expressed as a function of S and J which is not invertible. In fact in this situation we can calculate the Weinhold metric which is defined in the following way [41],

$$dS_W^2 = g_{ij}^W dX^i dX^j \quad (41)$$

where $g_{ij}^W = \frac{\partial^2 M(X^k)}{\partial X^i \partial X^j}$, and $X^i \equiv X^i(S, J)$. It is well known that Ruppeiner metric and Weinhold metric are related by a conformal factor [42, 43]

$$dS_R^2 = \frac{1}{T} dS_W^2 \quad (42)$$

where T is the temperature of the system. In our example this would correspond to the Hawking temperature of the Kerr AdS black hole. Now using (3) we can easily calculate dS_W^2 and from that we can get dS_R^2 by using (42) and (2). An explicit form of dS_R^2 is given by

$$dS_R^2 = g_{SS} dS^2 + 2g_{SJ} dS dJ + g_{JJ} dJ^2 \quad (43)$$

where

$$\begin{aligned} g_{SS} &= -\frac{1}{2} \left(-\frac{3}{S} - \frac{1}{\pi + S} - \frac{S(2\pi + 3S)}{4J^2\pi^3 + S^2(\pi + S)} + \frac{4S(\pi^2 + 6\pi S + 6S^2)}{-4J^2\pi^4 + S^2(\pi + S)(\pi + 3S)} \right) \\ g_{SJ} &= g_{JS} = -4J\pi^3 \left(-\frac{1}{4J^2\pi^3 + S^2(\pi + S)} + \frac{2\pi}{4J^2\pi^4 - S^2(\pi + S)(\pi + 3S)} \right) \\ g_{JJ} &= -\frac{4\pi^3 S^3(\pi + S)^2}{(4J^2\pi^3 + S^3 + S^2\pi)(-4J^2\pi^4 + S^2(\pi + S)(\pi + 3S))} \end{aligned} \quad (44)$$

By definition Ruppeiner curvature is constructed exactly like the Riemannian curvature and for two dimensions the curvature scalar is given by [9],

$$R = -\frac{1}{\sqrt{g}} \left[\frac{\partial}{\partial S} \left(\frac{g_{SJ}}{\sqrt{g}g_{SS}} \frac{\partial g_{SS}}{\partial J} - \frac{1}{\sqrt{g}} \frac{\partial g_{JJ}}{\partial S} \right) + \frac{\partial}{\partial J} \left(\frac{2}{\sqrt{g}} \frac{\partial g_{SJ}}{\partial J} - \frac{1}{\sqrt{g}} \frac{\partial g_{SS}}{\partial J} - \frac{g_{SJ}}{\sqrt{g}g_{SS}} \frac{\partial g_{SS}}{\partial S} \right) \right] \quad (45)$$

Considering the metric (44) we now calculate R as a function of S and J . Finally using the relation (15), one can find R as a function of S and Ω . Since these expressions are quite lengthy we do not give those results here, instead we plot R with S for different values of Ω , as shown in figure 3.

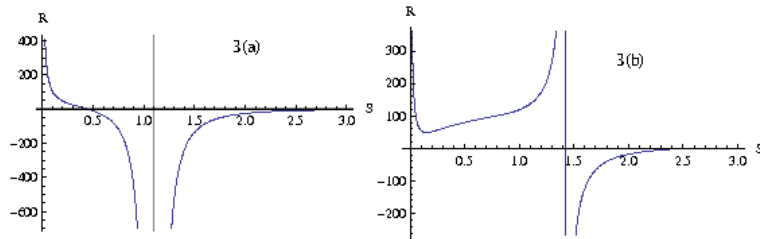


Figure 3: Thermodynamic scalar curvature (R) vs entropy (S) plot: $\Omega = 0.3$ in 3(a) and $\Omega = 1.5$ in 3(b).

Let us now explain the different plots one by one:

(i) In figure 3(a) we take $\Omega = 0.3$ and this curve shows a divergence at $S_{\text{crit}} = 1.0976$ which is exactly the case where C_Ω was discontinuous. Since we have already shown that the nature of this phase transition is second order it confirms the common belief that the divergence of R means occurrence of second order phase transition.

(ii) In figure 3(b) we see that R is also divergent at $S = 1.4$ for $\Omega = 1.5$. Note that this choice for S and Ω is compatible with the consistency condition (9). But we do not find any discontinuity in C_Ω at this point and therefore there is no phase transition occurring here. This clearly shows that for this case it is incorrect to associate the divergence of R with a phase transition.

Though R is divergent in both figures 3(a) and 3(b), it is clear that the nature of divergences

are completely different. While in figure 3(a) the divergent sector of the curve is symmetric with respect to the R axis shifted at the singular point ($S_{\text{crit}} = 1.0976$), in the other figure it is antisymmetric at the singular point. Thus from our analysis we conclude that a divergence of R that is similar to figure 3(a) signals a second order phase transition in the Kerr AdS black hole.

5 Conclusions

Let us now summarise the findings of the present paper. We provided a new perspective for discussing phase transitions in black holes. Basically, this was an adaptation of the standard formalism, based on Clapeyron's and Ehrenfest's scheme used in conventional thermodynamic systems. According to Clapeyron's formalism a discontinuity in entropy with respect to the temperature is necessary for a first order phase transition. However the semiclassical entropy of the Kerr-AdS black hole was continuous and thus the possibility of a first order phase transition was absent. The discontinuity in the specific heat (C_Ω) of the Kerr-AdS black hole suggested the possibility of a higher order phase transition and motivated us to check the validity of Ehrenfest's equations. For a true second order phase transition these equations must be satisfied. We discovered that for all allowed values of the angular velocity ($0 < \Omega < 1$), where the critical point lied in the physical domain, the Ehrenfest's equations were satisfied.

The differences in the application of Ehrenfest's scheme to black holes vis-a-vis conventional thermodynamical systems were highlighted. The infinite divergences appearing on the phase transition curves as well as the smearing of the discontinuity were discussed. We developed a method for checking the validity of Ehrenfest's relations infinitesimally close to the critical point. As a remarkable fact it was found that the infinite divergences of various physical quantities (C_Ω , α , k_T) cancel each other eventually leading to a confirmation of both Ehrenfest's relations.

Another important part of our paper was an attempt to connect the state space geometry with the phase transition of the Kerr AdS black hole. We calculated the Ruppeiner curvature scalar (R) and investigated its behaviour at the critical point. It was found that R always diverged at the critical point of this special type of phase transition. This was compatible with the general consensus that the divergence of R is a characteristic of a second order phase transition. Furthermore, we came across cases (for $\Omega > 1$) where the divergence of R was not associated with the discontinuity of specific heat thereby ruling out the chance of any phase transition. However in these cases the nature of the divergence of R was found to be completely different from the previous case. Thus our study revealed that only a particular type of singularity (symmetric type) in R can correctly locate the phase transition point for the Kerr-AdS black hole.

Acknowledgement: One of the authors (S.K.M) thanks the Council of Scientific and Industrial Research (C.S.I.R), Government of India, for financial support.

References

- [1] J. D. Bekenstein, "Black holes and the second law", *Lett. Nuovo Cimento* **4** 737 (1972).
- [2] J. D. Bekenstein, "Black holes and entropy", *Phys. Rev. D* **7** 2333 (1973).
- [3] J. D. Bekenstein, "Generalized second law of thermodynamics in black hole physics", *Phys. Rev. D* **9** 3292 (1974).
- [4] J. M. Bardeen, B. Carter, S. W. Hawking, "The Four laws of black hole mechanics", *Commun. Math. Phys.* **31**, 161 (1973).
- [5] S. W. Hawking, "Black Hole Explosions", *Nature*, **248** 30 (1974).

- [6] S. W. Hawking, “Particle Creation by Black Holes”, *Commun. Math. Phys.* **43** 199 (1975).
- [7] R. Banerjee, B.R. Majhi, “Statistical Origin of Gravity”, *Phys. Rev. D* **81**, 124006 (2010) [arXiv:1003.2312v3 [gr-qc]].
- [8] R. Banerjee, “From black holes to emergent gravity,” (To appear in the special issue of *IJMP D*), arXiv:1005.4286 [gr-qc].
- [9] G. Ruppeiner, “Riemannian geometry in thermodynamic fluctuation theory,” *Rev. Mod. Phys.* **67**, 605 (1995) [Erratum-ibid. **68**, 313 (1996)]. [arXiv:0802.1326 [gr-qc]].
- [10] G. Ruppeiner, “Thermodynamic Critical Fluctuation Theory?,” *Phys. Rev. Lett.* **50**, 287 (1983).
- [11] J. E. Aman, I. Bengtsson and N. Pidokrajt, “Geometry of black hole thermodynamics,” *Gen. Rel. Grav.* **35**, 1733 (2003) [arXiv:gr-qc/0304015].
- [12] G. Ruppeiner, “Thermodynamic curvature and phase transitions in Kerr-Newman black holes,” *Phys. Rev. D* **78**, 024016 (2008)
- [13] J. y. Shen, R. G. Cai, B. Wang and R. K. Su, “Thermodynamic geometry and critical behavior of black holes,” *Int. J. Mod. Phys. A* **22**, 11 (2007) [arXiv:gr-qc/0512035].
- [14] A. Sahay, T. Sarkar and G. Sengupta, “Thermodynamic Geometry and Phase Transitions in Kerr-Newman-AdS Black Holes,” *JHEP* **1004**, 118 (2010) [arXiv:1002.2538 [hep-th]].
- [15] R. G. Cai and J. H. Cho, “Thermodynamic curvature of the BTZ black hole,” *Phys. Rev. D* **60**, 067502 (1999) [arXiv:hep-th/9803261].
- [16] J. E. Aman and N. Pidokrajt, “Geometry of higher-dimensional black hole thermodynamics,” *Phys. Rev. D* **73**, 024017 (2006) [arXiv:hep-th/0510139].
- [17] T. Sarkar, G. Sengupta and B. Nath Tiwari, “On the thermodynamic geometry of BTZ black holes,” *JHEP* **0611** (2006) 015 [arXiv:hep-th/0606084].
- [18] G. Ruppeiner, “Black Holes: Fermions at the Extremal Limit?,” arXiv:0711.4328 [gr-qc].
- [19] G. Ruppeiner, “Stability And Fluctuations In Black Hole Thermodynamics,” *Phys. Rev. D* **75**, 024037 (2007).
- [20] B. Mirza and M. Zamani-Nasab, “Ruppeiner Geometry of RN Black Holes: Flat or Curved?,” *JHEP* **0706**, 059 (2007) [arXiv:0706.3450 [hep-th]].
- [21] Y. S. Myung, Y. W. Kim and Y. J. Park, “Ruppeiner geometry and 2D dilaton gravity in the thermodynamics of black holes,” *Phys. Lett. B* **663**, 342 (2008) [arXiv:0802.2152 [hep-th]].
- [22] H. Quevedo, “Geometrothermodynamics of black holes,” *Gen. Rel. Grav.* **40**, 971 (2008) [arXiv:0704.3102 [gr-qc]].
- [23] J. E. Aman and N. Pidokrajt, “On explicit thermodynamic functions and extremal limits of Myers-Perry black holes,” arXiv:1004.5550 [hep-th].
- [24] S. W. Hawking, Black holes and thermodynamics, *Phys. Rev. D* **13** 191 (1976).
- [25] P. C. W Davies, Thermodynamics of black holes, *Rep. Prog. Phys.* **41** 1313 (1978).

- [26] S. W. Hawking and D. N. Page, “Thermodynamics Of Black Holes In Anti-De Sitter Space,” *Commun. Math. Phys.* **87**, 577 (1983).
- [27] P. C. W. Davies, “Thermodynamic Phase Transitions of Kerr-Newman Black Holes in De Sitter Space,” *Class. Quant. Grav.* **6**, 1909 (1989).
- [28] Y. S. Myung, “Phase transition between non-extremal and extremal Reissner-Nordstrom black holes, *Mod. Phys. Lett. A* **23**, 667 (2008).
- [29] S. W. Hawking, “Stability of AdS and phase transitions,” *Class. Quant. Grav.* **17**, 1093 (2000).
- [30] S. Carlip and S. Vaidya, “Phase transitions and critical behavior for charged black holes,” *Class. Quant. Grav.* **20**, 3827 (2003) [arXiv:gr-qc/0306054].
- [31] D. D. Doneva, S. S. Yazadjiev, K. D. Kokkotas, I. Z. Stefanov and M. D. Todorov, “Charged anti-de Sitter scalar-tensor black holes and their thermodynamic phase structure,” *Phys. Rev. D* **81**, 104030 (2010). [arXiv:1001.3569 [gr-qc]].
- [32] R. Monteiro, M. J. Perry, J. E. Santos, “Thermodynamic instability of rotating black holes,” *Phys. Rev. D* **80**, 024041 (2009), [arXiv:0903.3256].
- [33] R. Monteiro, M. J. Perry, J. E. Santos, “Semiclassical instabilities of Kerr-AdS black holes,” *Phys. Rev. D* **81**, 024001 (2010), [arXiv:0905.2334 [gr-qc]].
- [34] R. Banerjee, S. K. Modak and S. Samanta, “Glassy Phase Transition and Stability in Black Holes,” *Eur. Phys. J. C* **70**, 317 (2010), arXiv:1002.0466 [hep-th].
- [35] J. Jackle, Models of the glass transition, *Rep. Prog. Phys.* **49** 171 (1986)
- [36] P. K. Gupta and C. T. Moynihan, PrigogineDefay ratio for systems with more than one order parameter, *J. Chem. Phys.*, **65**, 4136 (1976).
C. T. Moynihan and A. V. Lesikar, *Ann. NY Acad. Sci.*, **371**, 151 (1981).
- [37] M. M. Caldarelli, G. Cognola and D. Klemm, “Thermodynamics of Kerr-Newman-AdS black holes and conformal field theories,” *Class. Quant. Grav.* **17**, 399 (2000) [arXiv:hep-th/9908022].
- [38] G. W. Gibbons, M. J. Perry, C. N. Pope, “The first law of thermodynamics for Kerr-anti-de Sitter black holes,” *Class. Quant. Grav.* **22**, 1503 (2005) [arXiv:hep-th/0408217].
- [39] G. Barnich and G. Compere, *Phys. Rev. D* **71**, 044016 (2005); Erratum: *Phys. Rev. D* **73(2)**, 029904 (2006).
- [40] V. Cardoso, O. J. C. Dias, S. Yoshida, “Classical Instability of Kerr-AdS black holes and the issue of final state,” *Phys. Rev. D* **74**, 044008 (2006).
- [41] F. Weinhold, *J. Chem. Phys.* **63**, 2479 (1975), *ibid J. Chem. Phys.* **63**, 2484 (1975).
- [42] H. Janyszek, R. Mrugala, “Geometrical structure of the state space in classical statistical and phenomenological thermodynamics,” *Rep. Math. Phys.* **27**, 145 (1989).
- [43] S. Ferrara, G. W. Gibbons and R. Kallosh, “Black holes and critical points in moduli space,” *Nucl. Phys. B* **500**, 75 (1997) [arXiv:hep-th/9702103].