

Characteristics of *Kepler* planetary candidates based on the first data set: the majority are found to be Neptune-size and smaller

William J. Borucki^{0,1}, David G. Koch¹, Gibor Basri², Natalie Batalha³, Alan Boss⁴, Timothy M. Brown⁵, Douglas Caldwell⁶, Jørgen Christensen-Dalsgaard⁷, William D. Cochran⁸, Edna DeVore⁶, Edward W. Dunham⁹, Andrea K. Dupree¹⁰, Thomas N. Gautier III¹¹, John C. Geary¹⁰, Ronald Gilliland¹², Alan Gould¹³, Steve B. Howell¹⁴, Jon M. Jenkins⁶, Hans Kjeldsen⁷, David W. Latham¹⁰, Jack J. Lissauer¹, Geoffrey W. Marcy², David G. Monet¹⁵, Dimitar Sasselov¹⁰, Jill Tarter⁶, David Charbonneau¹⁰, Lorraine Doyle⁶, Eric B. Ford¹⁶, Jonathan Fortney¹⁷, Matthew J. Holman¹⁰, Sara Seager¹⁸, Jason H. Steffen¹⁹, William F. Welsh²⁰, Christopher Allen²¹, Stephen T. Bryson¹, Lars Buchhave¹⁰, Hema Chandrasekaran⁶, Jessie L. Christiansen⁶, David Ciardi²², Bruce D. Clarke⁶, Jessie L. Dotson¹, Michael Endl⁸, Debra Fischer²³, Francois Fressin¹⁰, Michael Haas¹, Elliott Horch²⁴, Andrew Howard², Howard Isaacson², Jeffery Kolodziejczak²⁵, Jie Li⁶, Phillip MacQueen⁸, Søren Meibom¹⁰, Andrej Prsa²⁶, Elisa V. Quintana⁶, Jason Rowe¹, William Sherry¹⁴, Peter Tenenbaum⁶, Guillermo Torres¹⁰, Joseph D. Twicken⁶, Jeffrey Van Cleve⁶, Lucianne Walkowicz², and Hayley Wu⁶

¹NASA Ames Research Center, Moffett Field, CA 94035, USA

²University of California, Berkeley, CA, 94720, USA

³San Jose State University, San Jose, CA, 95192, USA

⁴Carnegie Institute of Washington, Washington, DC 20015 USA

⁵Las Cumbres Observatory Global Telescope, Goleta, CA 93117, USA

⁶SETI Institute, Mountain View, CA, 94043, USA

⁷Aarhus University, Aarhus, Denmark

⁸McDonald Observatory, University of Texas at Austin, Austin, TX, 78712, USA

⁹Lowell Observatory, Flagstaff, AZ, 86001, USA

¹⁰Harvard-Smithsonian Center for Astrophysics, Cambridge, MA, 02138, USA

¹¹Jet Propulsion Laboratory, Calif. Institute of Technology, Pasadena, CA, 91109, USA

¹²Space Telescope Science Institute, Baltimore, MD, 21218, USA

¹³Lawrence Hall of Science, Berkeley, CA USA

¹⁴NOAO, Tucson, AZ 85719 USA

¹⁵United States Naval Observatory, Flagstaff, AZ, 86001, USA

¹⁶Univ. of Florida, Gainesville, FL, 32611 USA

¹⁷Univ. of Calif., Santa Cruz, CA 95064 USA

¹⁸MIT, Cambridge, MA 02139 USA

¹⁹Fermilab, Batavia, IL 60510 USA

²⁰San Diego State Univ., San Diego, CA 92182 USA

²¹Orbital Sciences Corp., Mountain View, CA 94043 USA

²²Exoplanet Science Institute/Caltech, Pasadena, CA 91125 USA

²³Yale University, New Haven, CT 06520 USA

²⁴Southern Connecticut State University, New Haven, CT 06515 USA

²⁵MSFC, Huntsville, AL 35805 USA

²⁶Villanova University, Villanova, PA 19085 USA

⁰Correspondence should be addressed to: William Borucki, William.J.Borucki@nasa.gov

Abstract. In the spring of 2009, the *Kepler* Mission commenced high-precision photometry on nearly 156,000 stars to determine the frequency and characteristics of small exoplanets, conduct a guest observer program, and obtain asteroseismic data on a wide variety of stars. On 15 June 2010 the *Kepler* Mission released data from the first quarter of observations. At the time of this

publication, 706 stars from this first data set have exoplanet candidates with sizes from as small as that of the Earth to larger than that of Jupiter. Here we give the identity and characteristics of 306 released stars with planetary candidates. Data for the remaining 400 stars with planetary candidates will be released in February 2011. Over half the candidates on the released list have radii less than half that of Jupiter. The released stars include five possible multi-planet systems. One of these has two Neptune-size (2.3 and 2.5 Earth-radius) candidates with near-resonant periods.

Keywords: Exoplanets, Kepler Mission

1. Introduction

Kepler is a Discovery-class mission designed to determine the frequency of Earth-size planets in and near the habitable zone (HZ) of solar-type stars. The instrument consists of a 0.95 m aperture telescope/photometer designed to obtain high-precision photometric measurements of $> 100,000$ stars to search for patterns of transits. The focal plane of the Schmidt-type telescope contains 42 CCDs with a total of 95 megapixels that cover 115 square degrees of sky. *Kepler* was launched into an Earth-trailing heliocentric orbit on 6 March 2009, finished its commissioning on 12 May 2009, and is now in science operations mode. Further details of the *Kepler* Mission and instrument can be found in Koch *et al.* (2010b), Jenkins *et al.* (2010c), and Caldwell *et al.* (2010).

During the commissioning period, photometric measurements were obtained at a 30-minute cadence for 53,000 stars for 9.7 days. During the first 33.5 days of science-mode operation, 156,097 stars were similarly observed. Five new exoplanets with sizes between 0.37 and 1.6 Jupiter radii and orbital periods from 3.2 to 4.9 days were confirmed by radial velocity observations (Borucki *et al.* 2010, Koch *et al.* 2010a, Dunham *et al.* 2010, Jenkins *et al.* 2010a, and Latham *et al.* 2010). Several hundred candidates were recognized, but there was not sufficient time to confirm more prior to the setting of the star field as seen by ground-based observers in late 2009. At the one-year anniversary of the receipt of the first set of data from the beginning of science operations, the data for 156,097 stars covering these two periods are now available to the public, apart for two exceptions: 400 stars held back to allow completion of one season of observations by the *Kepler* team, and 2778 stars held back for the Guest Observers and Asteroseismic Science Consortium (KASC). These data will be released on 1 February 2011, and in November 2010 when the proprietary period is complete, respectively. A total of 152,919 stars are now available at several levels of processing at the Multi-Mission Archive at the Space Telescope Science Institute (MAST¹) for analysis by the community.

Because of great improvements to the data-processing pipeline, many more candidates are readily visible than in the data used for the papers published earlier this year. Over 850 stars with transiting exoplanet signatures have been identified. Of those, approximately 150 have been identified as likely false positives and, consequently, removed from consideration as viable exoplanet candidates. As false positives are confirmed, they will be archived at MAST. Four hundred of the 706 target stars with exoplanet candidates have been held back as the *Kepler* team conducts follow-up observations during the 2010 ground-based observing season. The discussion in this paper covers the remaining 306 stars that the *Kepler* team does not plan to give high priority for follow-up confirmation. These stars generally are associated with faint stars, and were not observed for the first 9.7-day time interval. Thus only 33.5 days of data are available for most candidates discussed herein. The characteristics of these candidates are presented and an appendix identifying these objects and providing their characteristics is attached. A separate paper that identifies false positive events found in the released data will be submitted. In the interim, see the list at the MAST. False positive events are patterns of dimming that appear to be the result of planetary transits,

¹ http://archive.stsci.edu/kepler/kepler_fov/search.php

but are actually caused by other astrophysical processes or by instrumental fluctuations in the brightness values that mimic planetary transits. The identification of the false positives should help the community to avoid wasting observation resources.

The algorithm that searches for patterns of planetary transits also finds stars with multiple planet candidates. Several examples are shown in the section 4. A separate paper has been submitted that presents an analysis of these candidates (Steffen *et al.* 2010).

Data and search techniques capable of finding planetary transits are also very sensitive to eclipsing binary (EB) stars, and indeed the number of EBs discovered with *Kepler* vastly exceeds the number of planetary candidates. With more study, some of the current planetary candidates might also be shown to be EBs. Prsa *et al.* (2010) present a list of EBs with their basic system parameters that have been detected in these early data.

2. Description of the Data

The results discussed in this paper are based on the first two data segments taken at the start of the Mission. The first data segment is a 9.7-day period (labeled Q0) starting on 2 May 2009 UT that occurred during the commissioning phase. The second is a 33.5-day segment (labeled Q1) that started at the beginning of science operations on 13 May 2009 UT and finished on 15 June 2009 UT. Both periods occurred at the initial orientation of the spacecraft. During Q0, all the sufficiently un-crowded stars in the field of view (FOV) brighter than 13.6 and fainter than 5 in the *Kepler* passband (Kp) were included. A total of 52,496 stars including both dwarfs and giants, were observed. The *Kepler* Kp band pass cover both the V and R photometric pass bands.

The Q1 observations used *Kepler*'s normal list of 156,097 exoplanet target stars. These stars are primarily main sequence dwarfs chosen from the *Kepler* Input Catalog²⁷ (KIC). Stars were chosen to maximize the number of stars that were both bright and small enough to show detectable transit signals for small planets in and near the HZ (Batalha *et al.* 2010b). Most stars were in the magnitude range $9 < Kp < 16$.

Data for all stars are recorded at a cadence of one per 29.4 minutes (hereafter, long cadence, or LC). Data for a subset of 512 stars are also recorded at a cadence of one per 58.5seconds (hereafter, short cadence or SC), sufficient to conduct asteroseismic observations needed for measurements of the stars' size, mass, and age. The results presented here are based only on LC data. For a full discussion of the LC data and their reduction, see Jenkins *et al.* (2010b, 2010c). See Gilliland *et al.* (2010) for a discussion of the SC data.

2.1 Noise Sources in the Data

The *Kepler* photometric data contain a wide variety of both random and systematic noise sources. Random noise sources such as shot noise from the photon flux and read noise have (white) Gaussian distributions. Stellar variability introduces red (correlated) noise. For many stars, stellar variability is the largest noise source. There are also many types of instrument-induced noise: pattern noise from the clock drivers for the "fine-guidance" sensors, start-of-line ringing, overshoot/undershoot due to the finite bandwidth of the detector amplifiers, and signals that move through the output produced by some of the amplifiers that oscillate. The latter noise patterns (which are typically smaller than one least-significant-bit in the digital-to-analog converter for a single read operation) are greatly affected by slight temperature changes, making their removal difficult. Noise due to pointing drift, focus changes, differential velocity aberration, CCD defects, cosmic ray events, reaction wheel heater cycles, breaks in the flux time series due to desaturation of the reaction wheels, spacecraft upsets, monthly rolls to downlink the data, and quarterly rolls to re-orient the spacecraft to keep the solar panels pointed at the Sun are also present. These sources and others are treated in Jenkins *et al.* (2010b) and Caldwell *et al.* (2010). Work is underway to improve the mitigation and flagging of the affected data. Additional noise sources are seen in

²⁷ http://archive.stsci.edu/Kepler/Kepler_fov/search.php

the short cadence data (Gilliland *et al.* 2010). In particular, a frequency analysis of these data often shows spurious regularly spaced peaks at 48.9388 day^{-1} and its harmonics. Additionally, there appears to be a noise source that causes additive offsets in the time domain inversely proportional to stellar brightness.

Because of the complexity of the various small effects that are important to the quality of the *Kepler* data, prospective users of *Kepler* data are strongly urged to study the data release notes (hosted at the MAST) for the data sets they intend to use. Note that the *Kepler* data analysis pipeline was designed to perform differential photometry to detect planetary transits so other uses of the data products require caution.

2.2 Distinguishing Planetary Candidates from False Positive Events

Stars that show a pattern consistent with those from a planet transiting its host star are labeled “planetary candidates.” Those that have failed some consistency test are labeled “false positives”. Thus the search for planets starts with a search of the time series of each star for a pattern that exceeds a detection threshold commensurate with a non-random event. After passing all consistency tests described below, and only after a review of all the evidence by the entire *Kepler* Science Team, does the candidate become a validated exoplanet. It is then submitted to a peer-reviewed journal for publication.

There are two general types of processes associated with false positive events in the *Kepler* data that must be evaluated and eliminated before a candidate planet can be considered a valid discovery: 1) statistical fluctuations or systematic variations in the time series, and 2) astrophysical phenomena that produce similar signals. A sufficiently high threshold has been used that statistical fluctuations should not contribute to the candidates proposed here. Similarly, systematic variations in the data have been interpreted in a conservative manner and only rarely should result in false positives. However, astrophysical phenomena that produce transit-like signals will be much more common.

2.3 Search for False Positives in the Output of the Data Pipeline

The *Kepler* data-processing pipeline reduces the photometric data for each star and then searches each time series for “threshold crossing events” (TCEs), a pattern of events that exceed a $7.1\text{-}\sigma$ threshold (Batalha *et al.* 2010b, Jenkins *et al.* 2010a) and might be caused by planetary transits. After identification as a TCE, the following validation process is normally executed by the science team (Batalha *et al.* 2010a):

The photometric data are processed to remove trends due to instrumental effects and/or stellar variability.

The data are folded according to a putative orbital period and an analytic model is fit to estimate the depth, duration, and shape of the possible transit. The duration, depth, and shape of the light curve must be appropriate for an orbiting companion. The transit depth and duration must be constant. The duration must also be consistent with the orbital period, estimated stellar mass and *Kepler*’s laws, assuming a small eccentricity.

Using these estimates and information about the star from the KIC, tests are performed to search for a difference in even- and odd-numbered event depths. If a significant difference exists, this would suggest that a comparable-brightness EB has been found for which the true period is twice that determined due to the presence of primary and secondary eclipses. Similarly, a search is conducted for evidence of a secondary eclipse or a possible planetary occultation roughly half-way between the potential transits. If a secondary eclipse is seen, then this could indicate that the system is an EB with the period assumed. However, the possibility of a self-luminous planet (as with HAT-P-7; Borucki *et al.* 2009) must be considered before dismissing a candidate as a false positive.

The shift in the centroid position of the target star measured in and out of the transits must be consistent with that predicted from the fluxes and locations of the target and nearby stars.

After passing these tests, the candidate is elevated to “Kepler Object of Interest” (KOI) status and is forwarded to the Follow-up Observation Program (FOP) for various types of observations and additional analysis. These observations include:

1. High resolution imaging with adaptive optics or speckle interferometry to evaluate the contribution of other stars to the photometric signal and to evaluate the shift of the photocenter when a transit occurs.

Medium-precision radial velocity (RV) measurements are made to rule out stellar or brown dwarf mass companions and to better characterize the host star.

A stellar –blend model (Torres *et al.* 2004) is used to check that the photometry is consistent with a planet orbiting a star rather than the signature of a multi-star system.

High-precision RV measurements may be made, as appropriate, to verify the phase and period of the most promising candidates and ultimately to determine the mass and eccentricity of the companion and to identify other non-transiting planets. For low-mass planets where the RV precision is not sufficiently high to detect the stellar radial velocity variations, RV observations are conducted to produce an upper limit for the planet mass and assure that there is no other body that could cause confusion.

When the observations indicate that the Rossiter-McLaughlin effect (Winn 2007) will be large enough to be measured in the confirmation process, such measurements may be scheduled, typically at the Keck Observatory.

When the data indicate the possibility of transit timing variations large enough to assist in the confirmation process, the multiple-planet and transit-timing working groups perform additional analysis of the light curve and possible dynamical explanations (Steffen *et al.* 2010).

This paper discusses the characteristics for the 306 candidates in the released list. Note that these candidates have not been fully vetted by the processes described above and that the false alarm rate for the candidates could be near 50% (Gautier *et al.* 2010).

3. Results

For the released candidates, the KOI number, the KIC number, the stellar magnitude, effective temperature, and surface gravity of the star taken from the KIC are listed in the Appendix. Also listed are the orbital period, epoch, and an estimate of the size of the candidate. More information on the characteristics of each star can be obtained from the KIC. Several of the target stars show more than one series of planetary transit-like events and therefore probably have more than one planetary candidate orbiting the star. These candidate multi-planet systems are of particular interest because it is unlikely that all of the candidate planets associated with a multiple-transiting candidate star can be false positives. The candidate multiple-planet systems (i.e., KOI 152, 191, 209, 877, and 896) are discussed in a later section.

3.1 Naming Convention

It is expected that many of the candidates listed in the attached Appendix will be followed up by members of the science community and that many will be confirmed as planets. To avoid confusion in naming them, it is suggested that the community refer to *Kepler* stars as KIC NNNNNNN (with a space between the “KIC” and the number), where the integer refers to the ID in the *Kepler* Input Catalog archived at MAST. For planet identifications, a letter designating the first, second, etc. confirmed planet as “b”, “c”, etc. should follow the KIC ID number. At regular intervals, the literature will be combed for planets found in the *Kepler* star field, sequential numbers assigned, the IAU-approved prefix (“*Kepler*”) added, and the information on the planet with its reference will be placed in the *Kepler* Results Catalog. Preliminary versions of this catalog will be available at the MAST and revised on a yearly basis.

3.2 Statistical Properties of Planet Candidates

We have conducted some statistical analyses of the 306 released candidates to investigate the general trends and initial indications of the characteristics of the detected planetary candidates. The readers are cautioned that the sample that we are studying contains many poorly quantified biases. In particular, some of the released candidates could be false positives. Further, those candidates orbiting stars brighter than 13.9 magnitude and the small-size candidates (i.e., those with radii less than $1.25 R_{\oplus}$), are not among the

released stars. Nevertheless, the large number of candidates provide interesting, albeit tentative, associations with stellar characteristics. Comparisons are limited to orbital periods of 30 days; complete for two transits only to 17 days.

In the figures below, the distributions of various parameters are plotted and compared with values in the literature and those derived from the Extrasolar Planet Encyclopedia² (updated as of 14 May 2010).

The results discussed here for the 306 stars are largely based on the observations of 83,872 stars fainter than 14th magnitude and with effective temperatures (T_{eff}) greater than 3850K. Stellar parameters are based on KIC data. The function of the KIC was to provide a target sample with a low fraction of evolved stars that would be unsuitable for transit work, and to provide a first estimate of stellar parameters that is intended to be refined spectroscopically for KOI at a later time. Spectroscopic observations have not been made for the released stars, so it is important to recognize that some of the characteristics listed for the stars are uncertain, especially surface gravity (i.e., $\log g$) and metallicity ($[M/H]$). The errors in the star diameters can reach 25%, with proportional changes to the estimated diameter of the candidates. For some planet candidates only one transit has been observed, so their orbital periods were estimated based on the transit duration and the assumptions of zero eccentricity and a central transit. Such orbital periods are very uncertain.

In figure 1, the distributions of magnitude and effective temperature are given for reference. In later figures, the association of the candidates with these properties is examined.

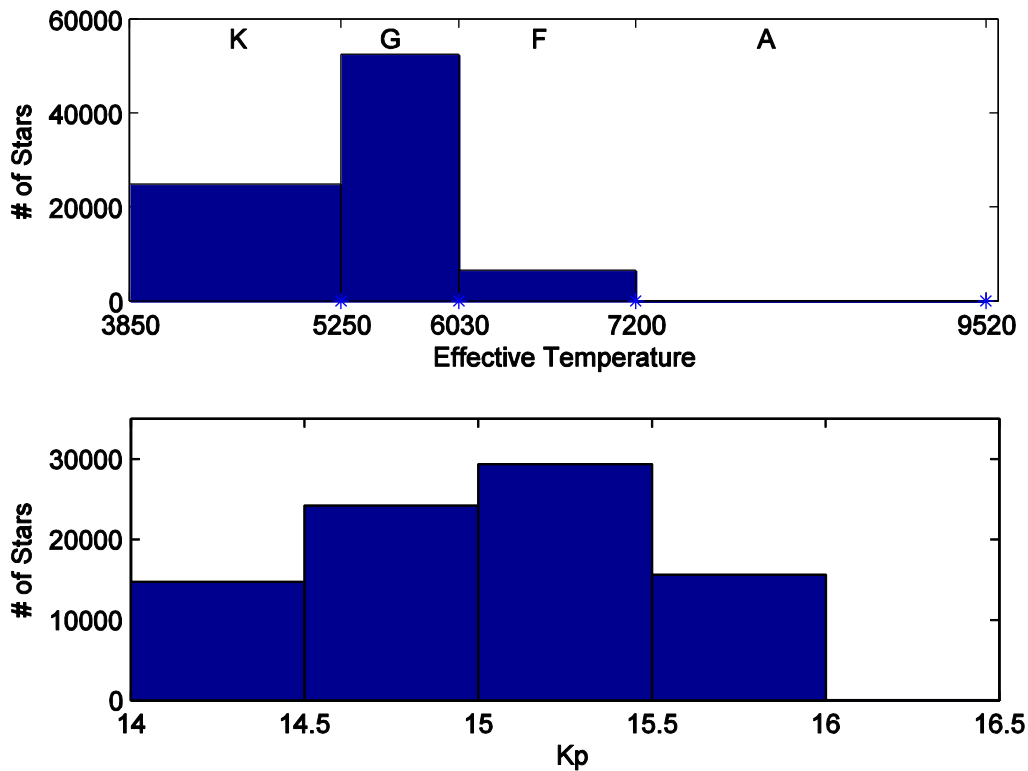


Figure 1. Distributions of effective temperature and magnitude for the stars considered in this study. Letters K, G, F, and A refer to stellar spectral type.

² Extrasolar Planet Encyclopedia; <http://exoplanet.eu/>

It is clear from figure 1 that most of the stars monitored by *Kepler* are G and K spectral types. This is because these types are the most frequent for a magnitude-limited survey of dwarfs and because the selection of target stars was purposefully skewed to enhance the detectability of Earth-size planets by choosing those with an effective temperature and magnitude that maximized the transit signal-to-noise ratio (SNR) (Batalha *et al.* 2010b). Thus, the decrease in the number of monitored stars for magnitudes greater than 15.5 is due to the selection of only those stars in the FOV that are likely to be small enough to show planets. In particular, A, F, and G stars were selected at magnitudes where they are sufficiently bright for their low shot noise to overcome the lower SNR for a given planet size due to their large stellar radii. After all available bright dwarf stars are chosen for the target list, many target slots remain, but only dimmer stars are available (Batalha *et al.* 2010b). From the dimmest stars, the smallest stars are given preference. In the following figures, when appropriate, the results will be based on the ratio of the number of candidates to the number of stars in each category.

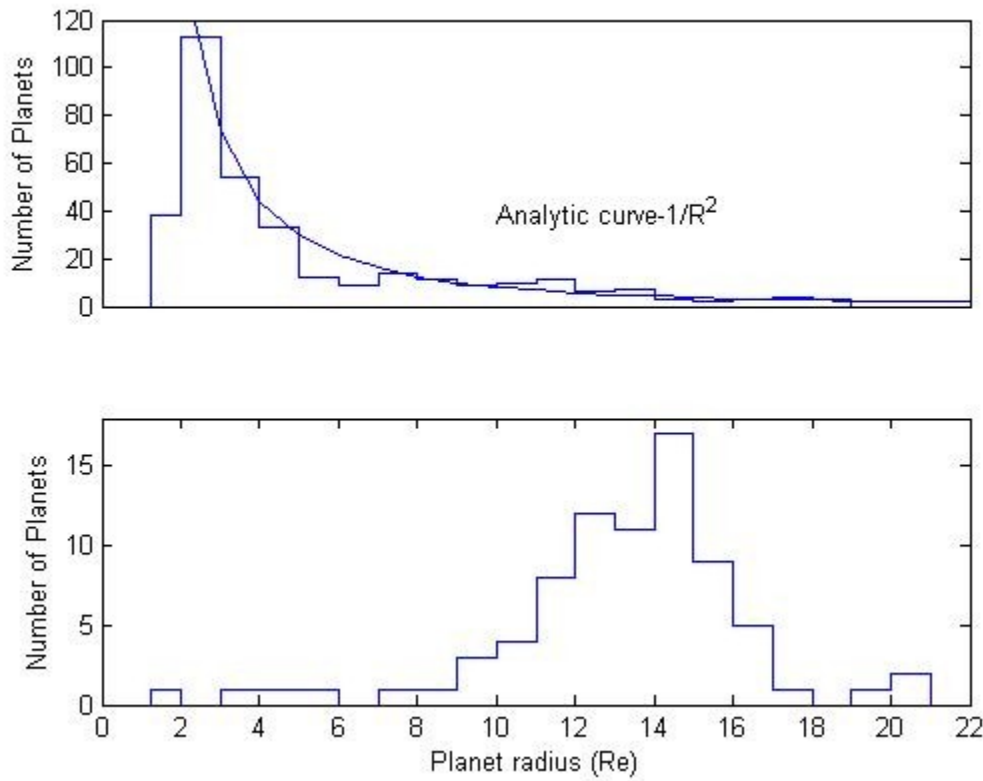


Figure 2. Size distribution of *Kepler* candidates vs. planet radius (R) (upper panel). Size distribution of transiting planets listed in the Extrasolar Planet Encyclopedia (lower panel).

A comparison of the distributions shown in figure 2 indicates that the majority of the candidates discovered by *Kepler* are Neptune-size (i.e., $3.8 R_{\oplus}$) and smaller while the planets in the Extrasolar Planet Encyclopedia (EPE) are typically Jupiter-size (i.e., $11.2 R_{\oplus}$) and larger. This difference is understandable because of the difficulty of detecting small planets when observing through the Earth's atmosphere and because of the inflation of highly irradiated planets that occurs for inner-orbit planets.

The *Kepler* results shown in figure 2 imply that small candidate planets with periods less than 30 days are much more common than large candidate planets with periods less than 30 days and that the ground-based discoveries are sampling the extended upper tail of the size distribution (Gaudi 2005). Note that for a substantial range of planet sizes, a R^{-2} curve fits the *Kepler* data well. Because it is much easier to detect

larger candidates than smaller ones, this result implies that the frequency of planets decreases with the area of the planet, assuming that the false positive rate and other biases are independent of planet size for planets larger than 2 Earth radii.

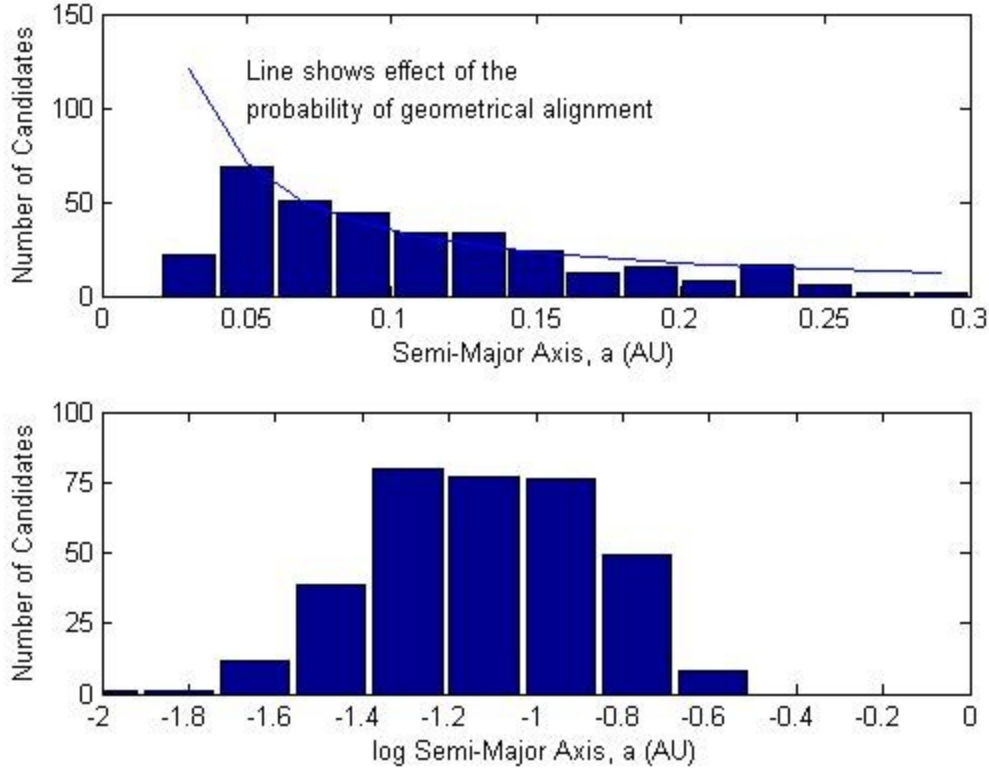


Figure 3. Upper panel: The number of candidates vs. linear intervals in the semi-major axis . Lower panel: The number of candidates vs. logarithmic intervals of the semi-major axis.

In figure 3, the dependence of the number of candidates on the semi-major axis is examined. In the upper panel an analytic curve has been fitted to show the expected reduction in the integrated number in each interval due to the decreasing geometrical probability that orbits are correctly aligned with the line-of-sight. It has been fit to the value at 0.05 AU and assumes that the number of candidates per linear interval in the semi-major axis is constant. The fit is consistent with the observations for semi-major axes < 0.25 AU, but it predicts values above those observed for larger values of the semi-major axis. It is possible that for the large values of semi-major axes, the short duration of the data string is causing some candidates to be missed. Since the requirement for a minimum of three transits was not imposed, periods out to 43 days should be present, with a gradual loss of candidates for periods exceeding 17 days (or a ~ 0.13 AU).

The lower panel of figure 3 presents the number of candidates in equal intervals of the logarithm of the semi-major axis. The values in the histogram would be level if the number of candidates per logarithmic interval were constant and the effect of the decreasing number expected from the dependence on the geometrical alignment probability was not present. The observations indicate that the hypothesis of equal numbers in equal logarithmic intervals is not supported. Appropriate corrections for the reduction in the number per interval due to dependence of the geometric probability did not change the situation. Thus the distribution of planet candidates does not appear to be consistent with the hypothesis of equal candidates in equal intervals of log semi-major axis.

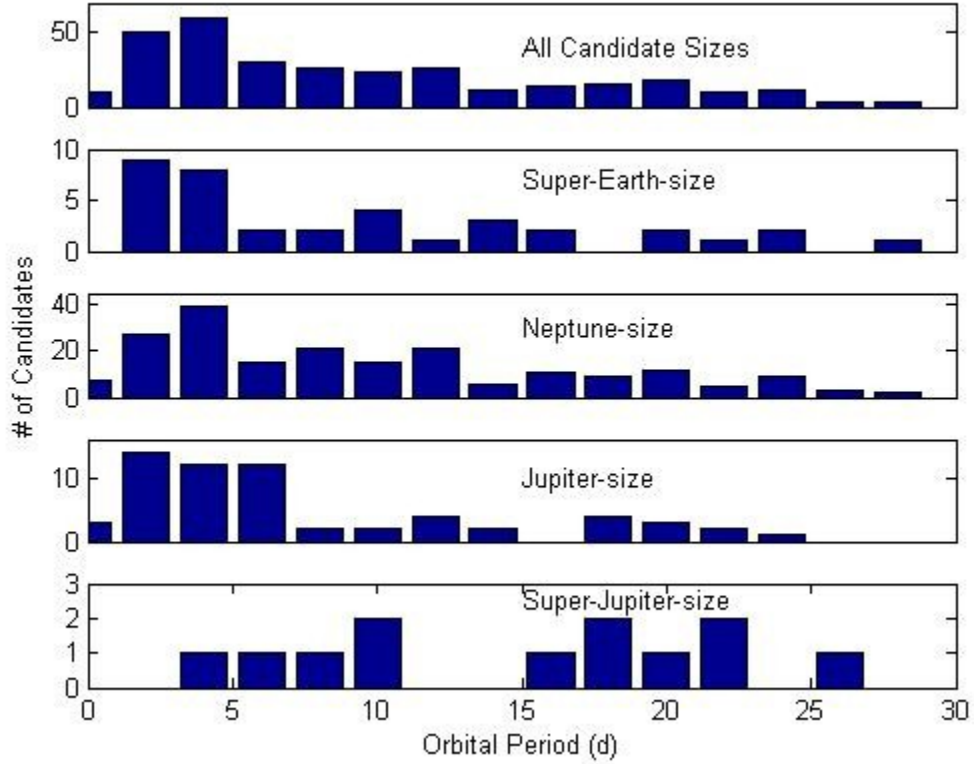


Figure 4. Number of candidates vs orbital period for several choices of candidate size. Upper panel to lower panel: all candidate sizes, super-Earth-size candidates, Neptune-size candidates, Jupiter-size, and super-Jupiter-size candidates.

In figure 4, each panel presents the orbital distribution for candidate sizes ranging from super-Earth to super-Jupiter. “super-Earth-size” candidates are those with sizes from $1.25 R_{\oplus}$ to $2.0 R_{\oplus}$. These are expected to be rocky type planets without a hydrogen-helium atmosphere. “Neptune-size” candidates are those with sizes from $2.0 R_{\oplus}$ to $6 R_{\oplus}$, and are expected to be similar to Neptune and the ice giants in composition. Candidates with sizes between 6 and $15 R_{\oplus}$ and between 15 and $22 R_{\oplus}$ are labeled Jupiter-size and super-Jupiter-size candidates, respectively. The nature of the larger category of objects is unclear. No mass measurements are available. It is possible that they are small stars transiting large stars. It is also possible that these are ordinary jovian planets whose stars have incorrect KIC radii.

The middle three panels in figure 4 indicate that the number of candidates is decreasing with orbital period regardless of size and that there is a peak in concentration for orbital periods between 2 to 5 days.

There are several references in the literature to the pile-up of giant planet orbital periods near 3 days (Santos and Mayor 2003) and a “desert” for orbital periods in excess of 5 days. Figure 5 is a comparison of distributions of frequency with orbital period for the *Kepler* results with that derived from the planets listed in the EPE. In this instance, the much larger number of planets listed in the EPE under RV discoveries was used in the comparison. The very compact distribution of frequency with orbital periods near 3 days seen in the EPE results is also seen in the *Kepler* results. However, there is little sign of the “desert” that has been discussed in the literature with respect to the RV results. We note that the *Kepler*

sample contains a much larger fraction of super-Earth-size candidates than does the EPE sample and has a much better phase coverage.

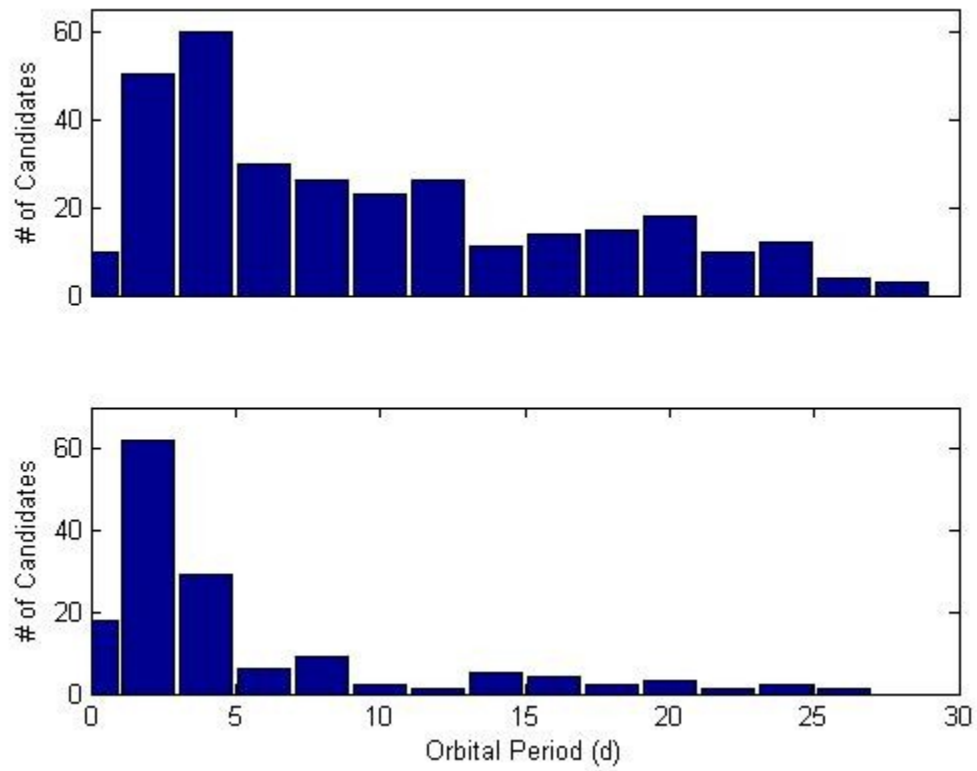


Figure 5. Period distribution of candidate planets with planets (upper panel). Exoplanets listed in the EPE (updated 14 May 2010) determined from RV measurements (lower panel).

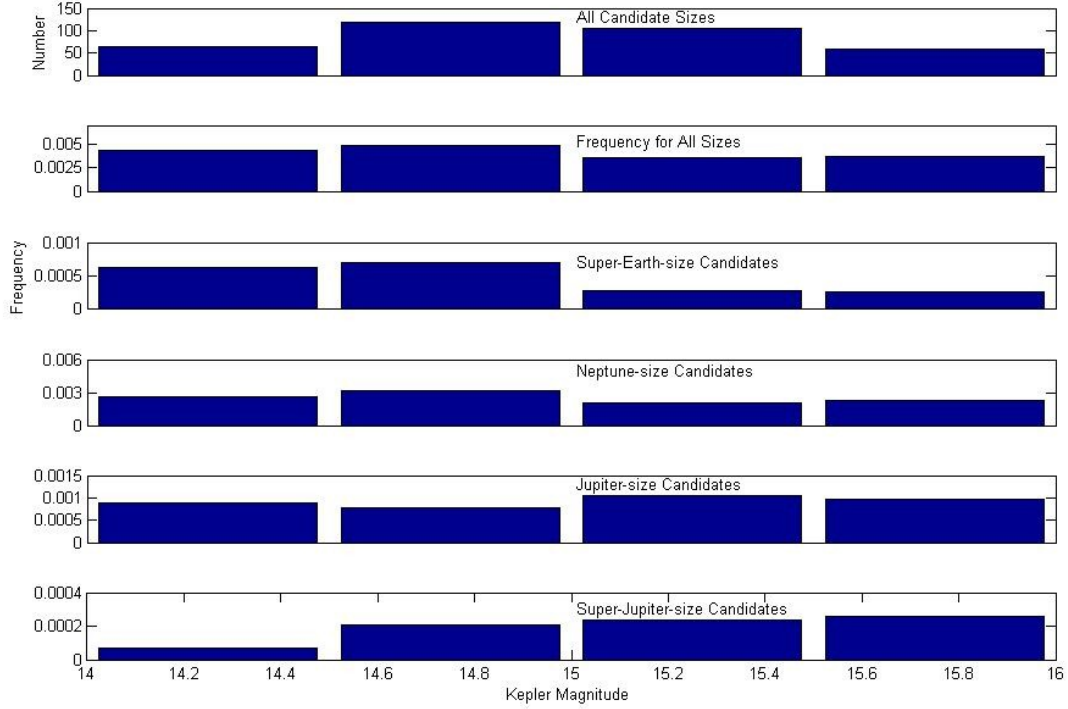


Figure 6. Frequency (i.e., normalized fraction) of the target stars with candidates vs. magnitude. All magnitudes discussed here are *Kepler* magnitudes: K_p .

In figure 6, the frequency of candidates in each magnitude bin has been calculated from the number of candidates in each bin divided by the total number of stars monitored in each bin. The numbers of stars brighter than 14.0 magnitude and fainter than 16.0 in the current list are so small that their counts are not shown.

The top panel shows that the number of candidates decreases for magnitudes larger than 15.0. This result is a combination of the bias caused by choosing brighter stars as targets and the decreased detectability of small candidates orbiting dim stars. The latter effect is especially noticeable for the frequency of the smallest candidate size shown (third from top panel). The observed drop-off in frequency of super-Earth-size candidates for magnitudes larger than 15 suggests that the survey is no longer complete above that magnitude. An alternative interpretation is that such planets are less common around the lower-mass stars that represent a larger fraction of our faint stars. The nearly constant values for the frequencies of Neptune- and Jupiter-size candidates indicates that their frequencies are independent of the stellar magnitude, as should be expected from their very large SNR.

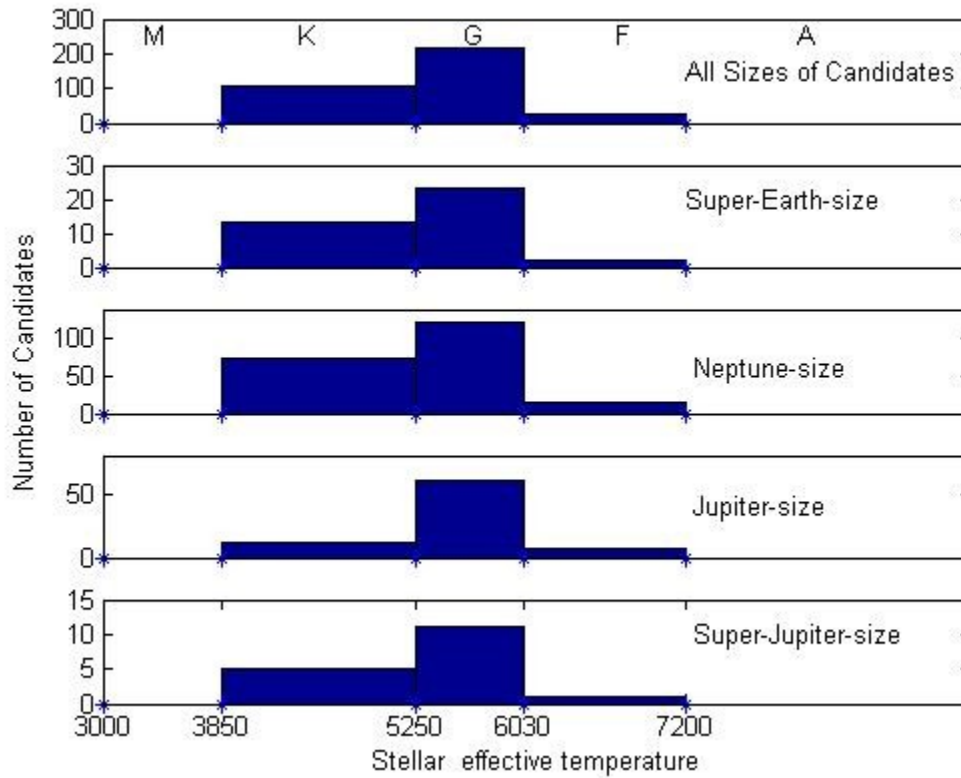


Figure 7. Number of candidates for various candidate sizes vs. stellar effective temperature. The letters indicate spectral types of host stars.

Figure 7 shows that the spectral types that produce most of the candidates are the G and K types. This result should be expected due to the large number of G- and K-type stars chosen as target stars. Note that the relatively large number of super-Earth candidates orbiting K stars is likely the result of small planets being easier to detect around small stars than around large stars.

In figure 8, the bias associated with the number of target stars monitored as a function of spectral type is removed by computing the frequencies of the candidates as a fraction of the number of stars monitored.

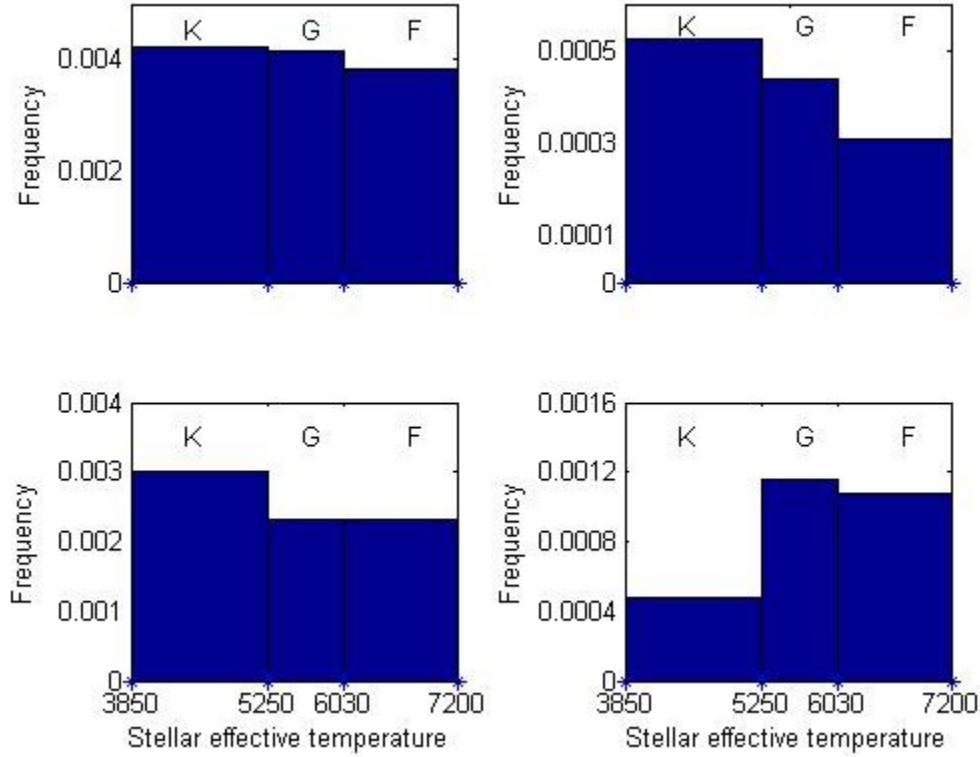


Figure 8. Frequency of stars with candidates versus stellar effective temperature. Letters indicate the stellar spectral type. From upper left clockwise; All released candidates, super-Earth-size candidates, Neptune-size candidates, and Jupiter-size candidates.

Note that the frequency for the total of all candidate sizes decreases only modestly with increasing stellar temperature. However, for super-Earth candidates, the decrease with temperature is quite marked, as might be expected when considering the substantially lower SNR due to the increase of stellar size with temperature. Thus it is unclear whether the decrease in occurrence frequency is real. The increase in the frequency for Jupiter-size candidates should not be biased the increasing stellar size because the signal level for such large candidates is many times the noise level associated with the instrument and shot noise. Thus, this increase is likely to be indicative of a real, positive association of giant candidates with stellar mass. Note that a study based on the observed correlation of the variation of total irradiance with the CaII index of chromospheric activity by Aigrain *et al.* (2004) predicted that the K dwarfs would be the most likely per star to show planets, followed by the Gs and then the Fs. It concluded that the K dwarfs would be more variable than the G dwarfs, but that their smaller diameters would more than compensate for the higher level of noise at the periods of interest to detecting transits.

A study of the dependence of the frequency of the planet candidates on the stellar metallicity was considered, but rejected because the metallicities in the KIC are not considered sufficiently reliable. In particular, the D51 filter used in the estimation of metallicity is sensitive to a combination of the effects of surface gravity and metallicity, especially within the temperature range from roughly late K to late F stars. However the information generated by this filter was used to develop the association with $\log g$, thus making any estimate of metallicity highly uncertain.

An examination of figures 6 and 8 shows that the measured occurrence frequencies of candidate planets are somewhat dependent on the size of the candidates. Super-Earth-size candidates have an average frequency of about 5×10^{-4} for brighter stars ($14.0 \leq K_p < 15.0$) while Neptune-size candidates have a

lower frequency of 3×10^{-3} for such stars. Jupiter-size candidates have an even lower frequency of about 0.9×10^{-3} , independent of stellar magnitude. Figure 8 indicates a positive correlation for Jupiter-size candidates with stellar effective temperature.

4. Examples of Candidate Multi-planet Systems

A number of target stars with multiple planet candidates orbiting a single star have been detected in the *Kepler* data. The light curves for five multi-candidate systems in the released data are shown in figures 9 through 13. Only a single transit-like event is seen for some planet candidates, as expected for planets with orbital periods exceeding the ~ 33 days of observations. For other candidate systems, several transits of multiple planet candidates have been observed.

In two cases, the ratio of putative orbital periods is near 2. For such a system there is a high (60%) conditional probability that both planets transit, provided that the inner planet transits and the system is planar. For systems with planet candidates having a large ratio of orbital periods (e.g., KOI 191), the probability that the outer planet will transit, given that the inner one does, is small. While an exhaustive study remains to be done, the implication is that many planetary systems have multiple planets or that nearly coplanar planetary systems might be common.

Any of these multiple planet candidate systems, as well as the single-planet candidate systems, could harbor additional planets that do not transit and therefore are not seen in these data. Such planets might be detectable via transit timing variations of the transiting planets after several years of *Kepler* photometry (Agol *et al.* 2005, Holman and Murray 2005). Based on the data presented here, we do not find any statistically significant transit timing variations for the five candidate multiple-planet systems or for the single planet candidates listed in the Appendix.

Table 1 lists the general characteristics of the five multi-candidate systems in the released data. It should be noted that in previous instances, multiple eclipsing binaries have been seen in the same photometric aperture and can appear to be multiple-planet systems. A thorough analysis of each system and a check for background binaries are required before any discovery should be claimed. A more extensive discussion of these candidates can be found in Steffen *et al.* (2010).

Table 1. Properties of five multi-candidate systems.

-----Candidate Properties-----				-----Stellar Properties-----				
KOI #	Candidate size	Period (days)	Epoch ²⁹	KIC #	Teff ²⁸ (K)	Kp	RA (2000)	Dec
152.01	0.58 Rj	>27	91.747	8394721	6500	13.9	20 02	44 22
152.02	0.31 Rj	27.41	66.630				04.1	53.7
152.03	0.30 Rj	13.48	69.622					
191.01	1.06 Rj	15.36	65.385	5972334	5500	15.0	19 41	41 13
191.02	2.04 R _⊕	2.42	65.50				08.9	19.1
209.01	1.05Rj	>29	68.635	10723750	6100	14.2	19 15	48 02
209.02	0.68 Rj	18.80	78.822				10.3	24.8
877.01	2.53 R _⊕	5.95	103.956	7287995	4500	15.0	19 34	42 49
877.02	2.34 R _⊕	12.04	114.227				32.9	29.9
896.01	0.38 Rj	16.24	108.568	7825899	5000	15.3	19 32	43 34
896.02	0.28 Rj	6.31	107.051				14.9	52.9

²⁹ Epochs are BJD-2454900.

²⁸ The effective temperatures were derived from spectroscopic observations as described in Steffen *et al.* (2010).

4.1 Light Curves for Multi-candidate Systems

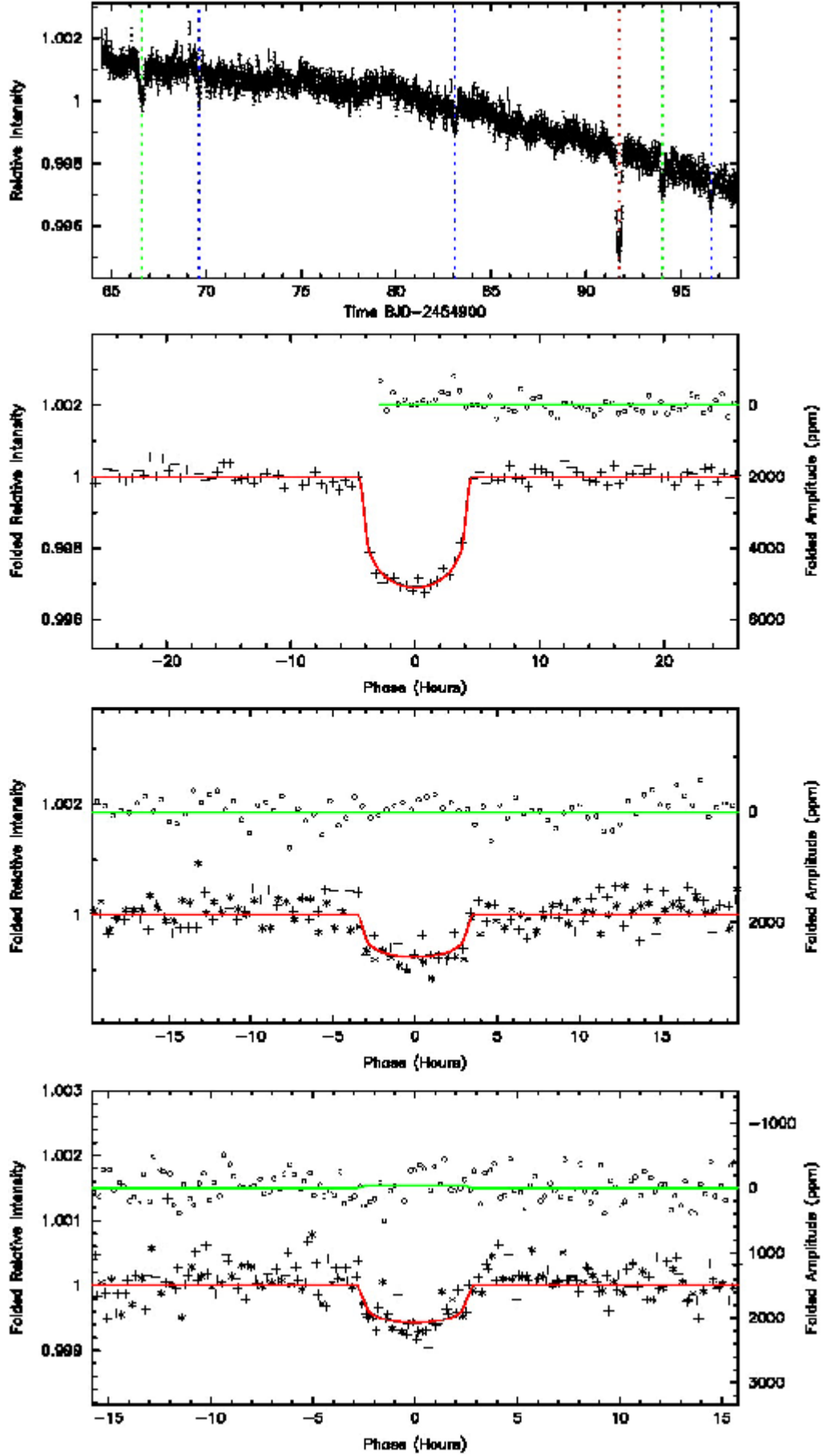


Figure 9. The three candidate planets associated with KIC 8394721. The position of the vertical dotted lines shows the position of the transits observed for each of the candidates.

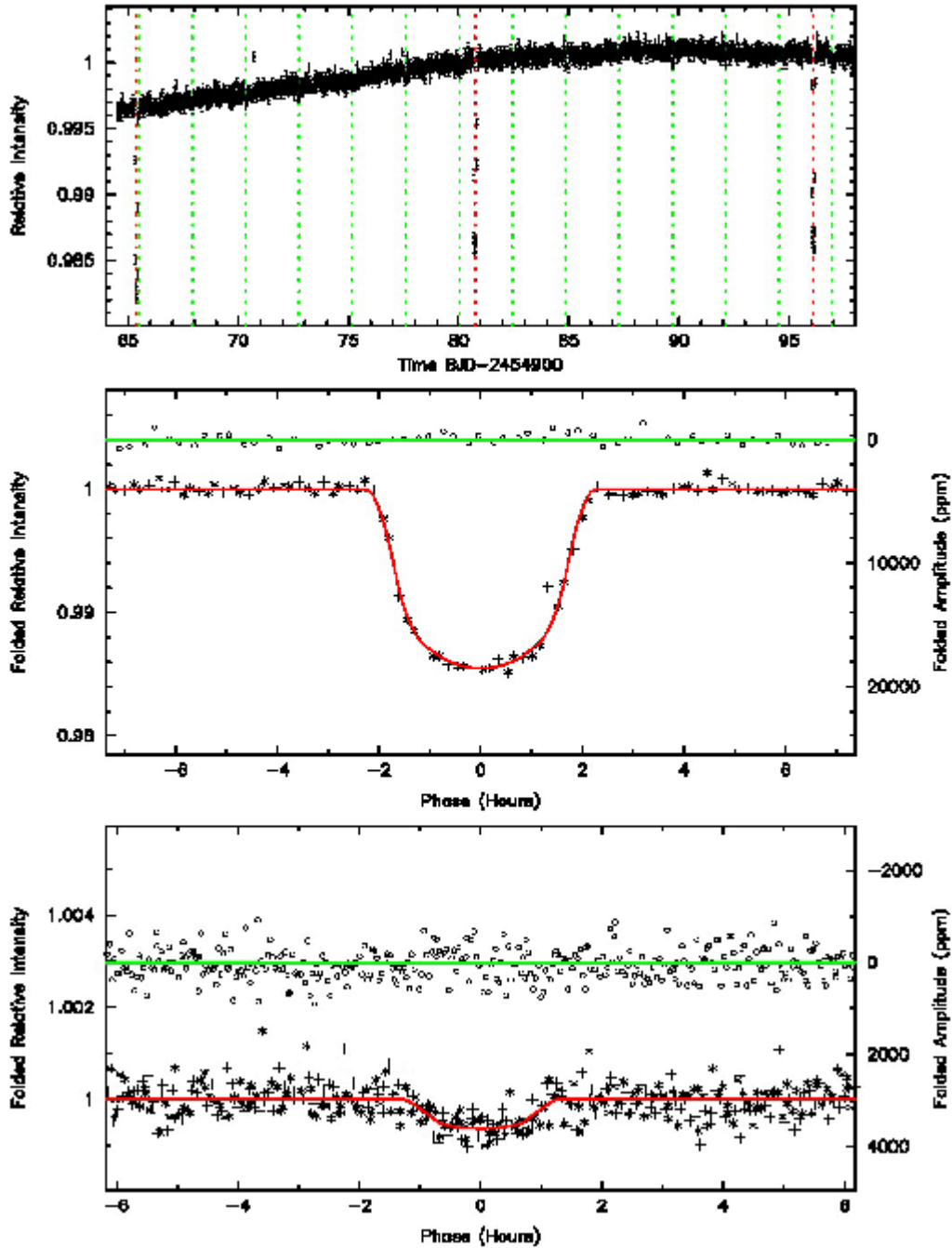


Figure 10. Two candidate planets associated with KIC 5972334. The clear detection of two candidates ($1.06 R_J$ and $2.0 R_\oplus$) demonstrates that *Kepler* can detect super-Earth-size candidates even for stars as dim as 15^{th} magnitude.

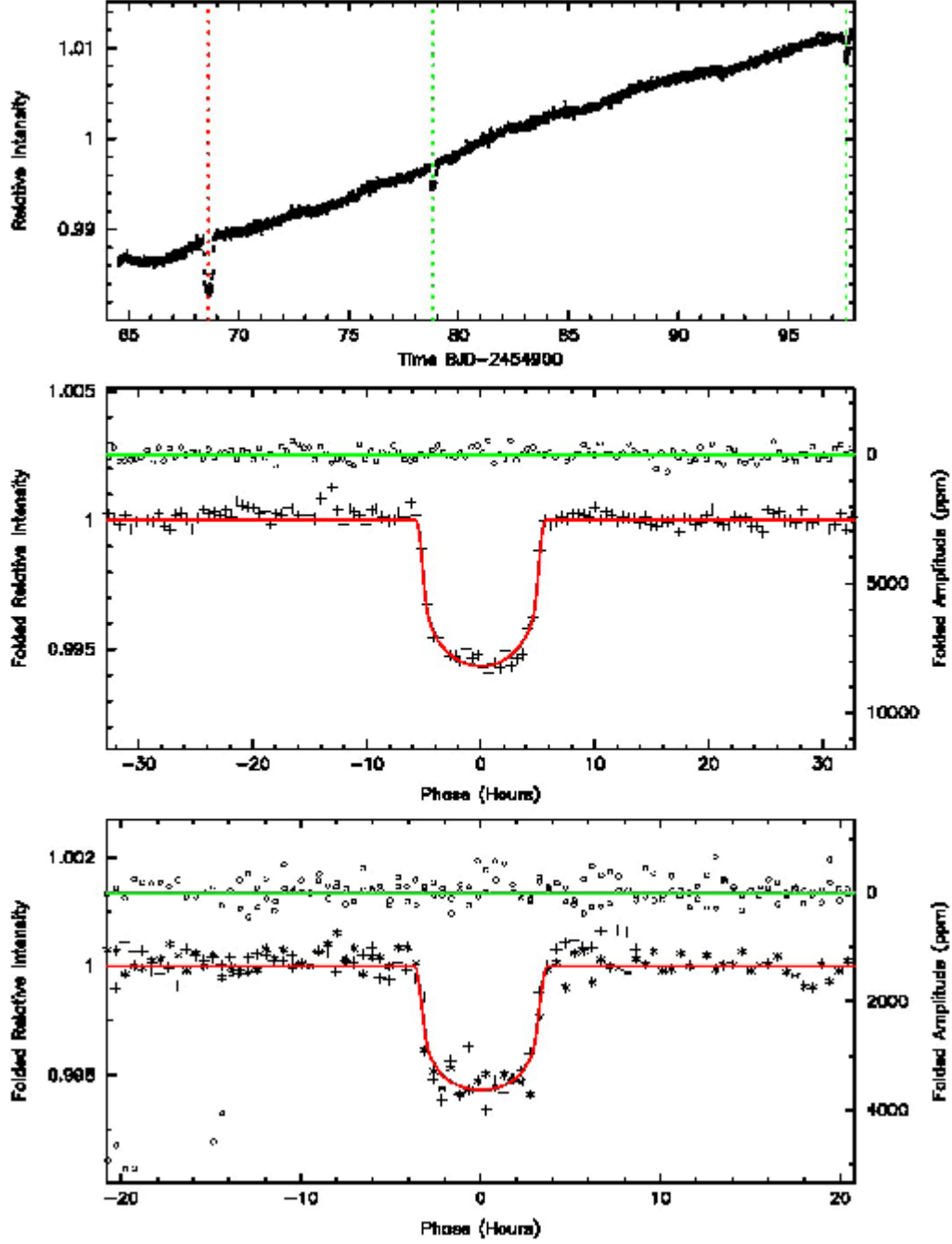


Figure 11. KIC 10723750. The two sets of transits correspond to two Jupiter-size (1.05 and $0.68 R_J$) candidates with long periods.

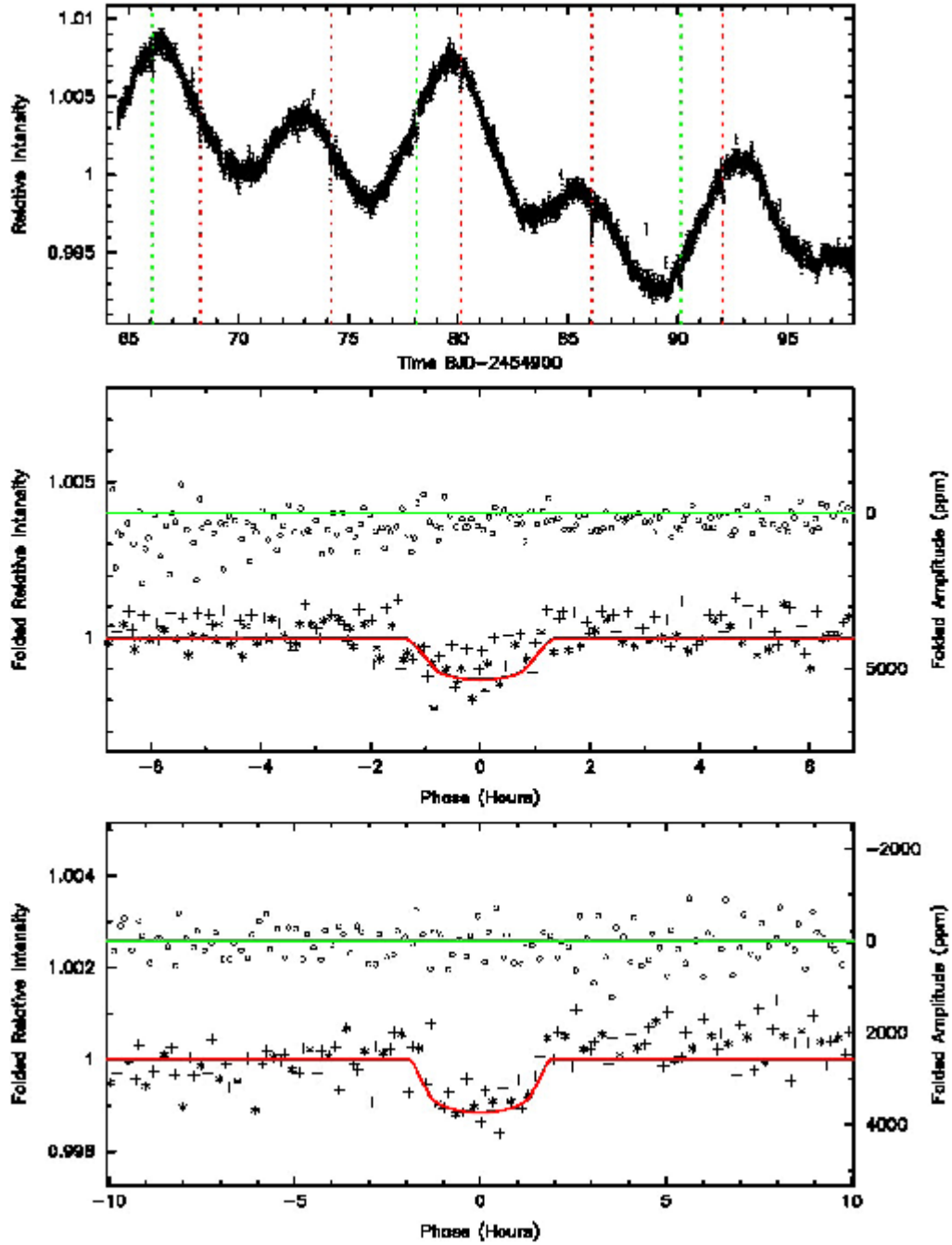


Figure 12. KIC 7287995. A cool, spotted star with two super-Earth candidates (2.7 and $2.3 R_{\oplus}$) with near-resonant periods of 5.96 and 12.04 days.

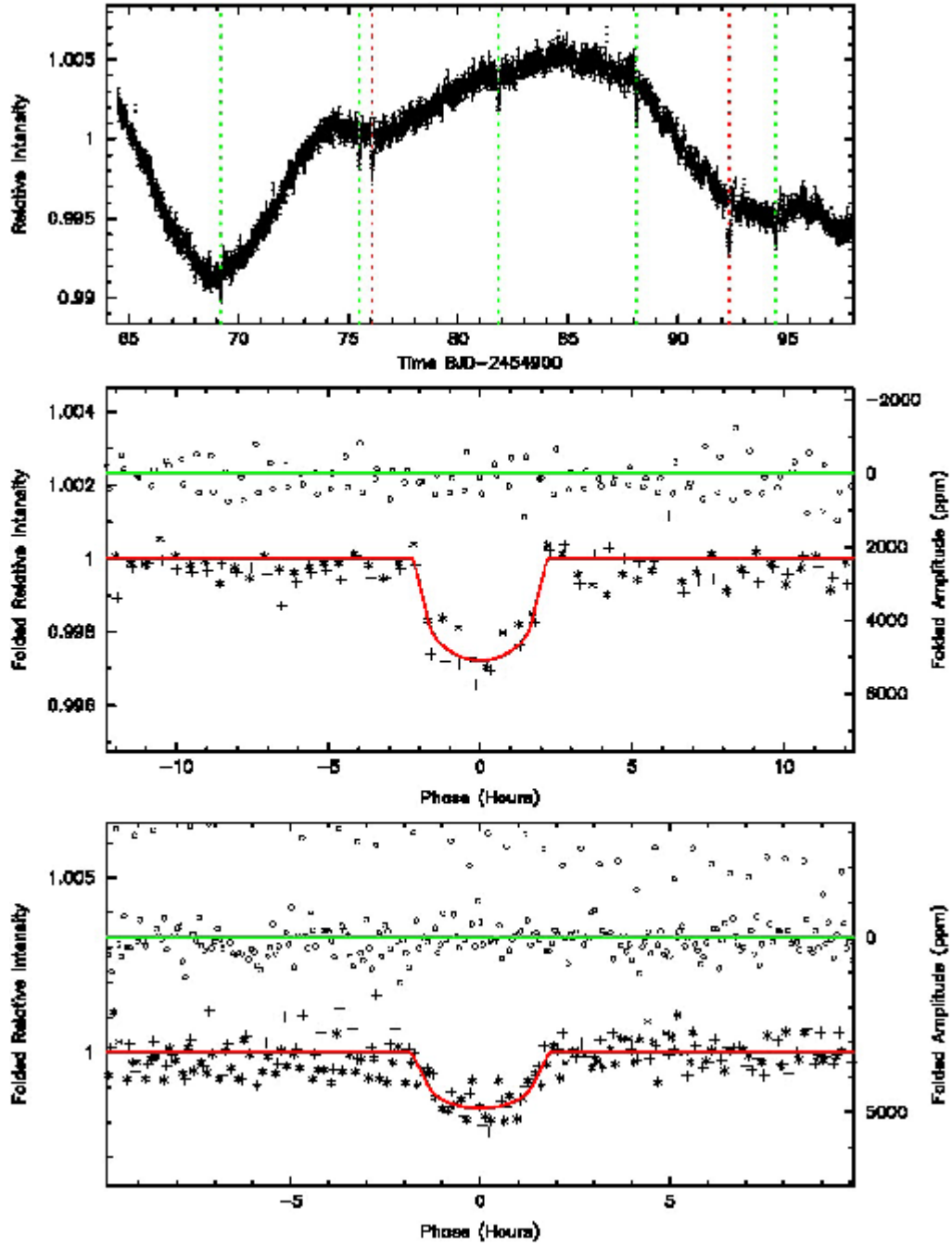


Figure 13. KIC 7825899. A K-type star with two Neptune-size candidates in 6.3-day and 16.2-day orbits.

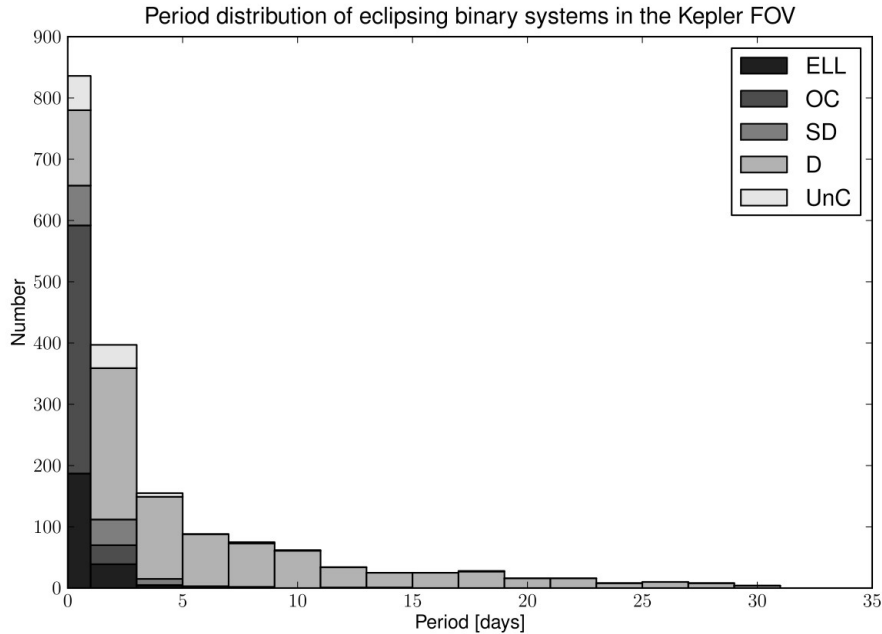


Figure 14. The histogram of eclipsing binary star periods. Objects are classified into five groups based on their morphologic type: ellipsoidal variables (ELL), overcontact binaries (OC), semi-detached binaries (SD), detached binaries (D) and uncertain (UnC).

5. Eclipsing Binary Data

More than 1.2% of *Kepler* stars are eclipsing binary stars (EBs). Statistical results derived from 1832 EBs are presented by Prsa *et al.* (2010). Figure 14 depicts a distribution of eclipsing binary periods. The stacked gray-scaled bars correspond to different morphologic types. This distribution can be readily compared to that for transiting planets shown in figure 5 for the planetary candidates. The distribution of observed eclipsing binary stars is more heavily weighted towards short periods than is the distribution of planet candidates. This is due to over-contact binaries and ellipsoidal variables, for which there is no counterpart among planets. For a comprehensive discussion of eclipsing binary stars seen in the *Kepler* data, see Prsa *et al.* (2010).

6. Summary and Conclusions

The following conclusions must be tempered by recognizing that many sources of bias exist in the results and that the results apply only to the released candidates.

Most candidate planets are less than half the radius of Jupiter.

There is a broad maximum in the frequency of candidates with orbital period in the range from 2 to 5 days. This peak is more prominent for large candidate planets than it is for small candidates.

The observed occurrence frequencies of super-Earth-, Neptune-, Jupiter-, and super-Jupiter-size candidates in short period orbits are approximately 5×10^{-4} , 3×10^{-3} , 9×10^{-4} , and 2×10^{-4} , respectively. These values are much lower than unbiased values because of no corrections have been made for factors such as stellar size, magnitude, or variability.

The distributions of orbital period and magnitude of the candidates larger than Jupiter appear to be quite different from those of smaller candidates and might represent small stellar companions or errors in the size estimation of the dimmest stars in the *Kepler* planet search program.

One of the five candidate multi-planet systems has two super-Earth-size candidates (2.5 and $2.3 R_{\oplus}$) with near-resonant periods of 5.96 and 12.04 days.

Acknowledgements

Kepler was competitively selected as the tenth Discovery mission. Funding for this mission is provided by NASA's Science Mission Directorate. The authors would like to thank the many people who gave so generously of their time to make this Mission a success.

References

- Agol, E., Steffen, J., Sari, R., and Clarkson, W. 2005. On detecting terrestrial planets with the timing of giant planet transits. *MNRAS* **359** 567.
- Aigrain, S., Favata, F., and Gilmore, G. 2004. Characterizing stellar micro-variability for planetary transit searches. *A&A* **414** 1139.
- Batalha, N. M., *et al.* 2010. Pre-spectroscopic false-positive elimination of *Kepler* planet candidates. *ApJL* **713** L109.
- Batalha, N. M., *et al.* 2010. Selection, prioritization, and characteristics of *Kepler* target stars. *ApJL* **713** L103.
- Borucki, W. J., *et al.* 2009. *Kepler*'s optical phase curve of the exoplanet HAT-P-7b. *Science* **325** 709.
- Borucki, W. J., *et al.* 2010. *Kepler*-4b: A hot Neptune-like planet of a G0 star near main-sequence turnoff. *ApJL* **713** L126.
- Caldwell, D. A., *et al.* 2010. Instrument performance in *Kepler*'s first months. *ApJL* **713** L92.
- Dunham, E. W., *et al.* 2010. *Kepler*-6b: a transiting hot Jupiter orbiting a metal-rich star. *ApJ* **713** L136.
- Gaudi, B. S., 2005. On the size distribution of close-in extrasolar giant planets. *ApJ* **628** L73.
- Gautier, T. N. III., *et al.* 2010. The *Kepler* follow-up observation program. *Preprint* arXiv:1001.0352.
- Gilliland, R. L., *et al.* 2010. Initial characteristics of *Kepler* short cadence data. *ApJL* **713** L160.
- Holman, M. J., and Murray, N.W. 2005. The use of transit timing to detect terrestrial-mass extrasolar planets. *Science* **307** 1288.
- Jenkins, J. M., *et al.*, 2010. Discovery and Rossiter-McLaughlin effect of exoplanet *Kepler*-8b. *Preprint* arXiv:1001.0416.
- Jenkins, D. A., *et al.* 2010. Initial characteristics of *Kepler* long cadence data for detecting transiting planets. *ApJL* **713** L120.
- Jenkins, D. A., *et al.* 2010. Overview of the *Kepler* science processing pipeline. *ApJL* **713** L87.
- Kock, D. G., *et al.* 2010. Discovery of the transiting planet *Kepler*-5b., *ApJL* **713** L131.
- Kock, D. G., *et al.* 2010. *Kepler* mission design, realized photometric performance, and early science. *ApJL* **713** L79.
- Latham, D. W., *et al.* 2010. *Kepler*-7b: a transiting planet with unusually low density. *ApJLett.* **713** L140.
- Prsa, A., *et al.*, 2010. *Kepler* Eclipsing Binary Stars. I. Catalog and principal characterization of 1832 eclipsing binaries in the first data release. *Preprint* arXiv:1006.2815.
- Santos, N. C., and Mayor, M. 2003. *The Unsolved Universe: Challenges for the Future*, JENAM 2002, ed. M. Monteiro. (Dordrecht: Kluwer Academic Publishers), p. 15
- Steffen, J. H., *et al.* 2010. Five *Kepler* target stars that show multiple transiting exoplanet candidates. *Preprint* arXiv:1006.2763.
- Torres, G., Konacki, M., Sasselov, D. D., and Jha, S. 2004. A transiting extrasolar giant planet around the star OGLE-TR-10. *ApJ* **614** 979.
- Winn, J. N., 200. Exoplanets and the Rossiter-McLaughlin Effect. *Transiting Extrasolar Planets Workshop*, ASP Conference Series, Vol. 366. C. Afonso, D. Wel Drake and Th. Henning, editors.

Appendix. List of Planetary Candidates

KOI	KIC	Kp	Rp (Jupiter)	Epoch BJD- 2454900	Period (days)	Teff (K)	log(g)	R* (Sun)
184.01	7972785	14.9	1.59	66.566	7.301	6134	4.431	1.534
187.01	7023960	14.9	1.16	84.529	30.883	5768	4.703	0.829
188.01	5357901	14.7	0.72	66.508	3.797	5087	4.730	0.681
193.01	10799735	14.9	1.46	90.349	37.590	5883	4.465	1.008
194.01	10904857	14.8	0.99	72.466	3.121	5883	4.633	0.820
195.01	11502867	14.8	1.13	66.630	3.218	5604	4.498	0.955
198.01	10666242	14.3	3.43	86.369	87.233	5538	4.629	0.806
200.01	6046540	14.4	0.63	67.344	7.341	5774	4.690	0.759
204.01	9305831	14.7	0.78	66.379	3.247	5287	4.476	1.043
206.01	5728139	14.5	1.20	64.982	5.334	5771	4.345	1.904
208.01	3762468	15.0	1.12	67.710	3.004	6094	4.585	1.176
210.01	10602291	14.9	1.25	72.326	20.927	5812	4.352	1.154
211.01	10656508	15.0	0.94	69.014	35.875	6072	4.407	1.091
212.01	6300348	14.9	0.68	72.231	5.696	5843	4.538	1.056
214.01	11046458	14.3	1.00	64.741	3.312	5322	4.442	0.999
215.01	12508335	14.7	2.70	88.206	42.944	5535	4.395	1.078
217.01	9595827	15.1	1.18	66.414	3.905	5504	4.724	0.896
219.01	6305192	14.2	0.68	65.470	8.025	5347	4.727	1.372
220.01	7132798	14.2	0.38	65.939	2.422	5388	4.867	0.989
221.01	3937519	14.6	0.49	65.441	3.413	5176	4.686	0.898
223.01	4545187	14.7	0.24	67.478	3.177	5128	4.657	0.744
224.01	5547480	14.8	0.32	65.073	3.980	5740	4.507	0.951
225.01	5801571	14.8	0.45	74.537	0.839	6037	4.546	0.919
226.01	5959753	14.8	0.22	71.116	8.309	5043	4.892	0.869
229.01	3847907	14.7	0.56	67.934	3.573	5608	4.370	1.119
234.01	8491277	14.3	0.29	65.187	9.614	5735	4.356	1.205
235.01	8107225	14.4	0.18	66.818	5.632	5041	4.654	0.740
237.01	8041216	14.2	0.20	67.788	8.508	5679	4.533	0.919
239.01	6383785	14.8	0.31	71.556	5.641	5983	4.539	0.924
240.01	8026752	15.0	0.45	71.615	4.287	5996	4.602	1.446
241.01	11288051	14.1	0.19	64.796	13.821	5055	4.854	0.689
242.01	3642741	14.7	0.86	71.343	7.259	5437	4.507	1.556
403.01	4247092	14.2	1.58	104.132	21.057	5565	4.440	1.022
409.01	5444548	14.2	0.21	112.522	13.249	5709	5.008	0.993
410.01	5449777	14.5	1.07	109.286	7.217	5968	4.384	1.117
412.01	5683743	14.3	0.72	103.325	4.147	5584	4.275	1.256
413.01	5791986	14.8	0.28	109.558	15.229	5236	4.557	8.560
416.01	6508221	14.3	0.27	118.841	18.208	5083	4.647	0.750
417.01	6879865	14.8	0.81	109.965	19.193	5635	4.594	0.851
418.01	7975727	14.5	1.03	105.796	22.418	5153	4.422	1.010
419.01	8219673	14.5	0.67	122.391	20.131	5723	4.695	0.752
420.01	8352537	14.2	0.42	107.084	6.010	4687	4.513	0.831
421.01	9115800	15.0	1.60	105.819	4.454	5181	4.317	1.158
423.01	9478990	14.3	0.94	135.857	21.087	5992	4.448	1.138
425.01	9967884	14.7	0.43	102.753	5.428	5689	4.544	0.438
426.01	10016874	14.7	0.36	105.152	16.301	5796	4.328	1.188
427.01	10189546	14.6	0.43	124.737	24.615	5293	4.496	0.930
428.01	10418224	14.6	1.04	105.518	6.873	6127	4.549	1.927

429.01	10616679	14.5	0.48	105.527	8.600	5093	4.485	1.024
430.01	10717241	14.9	0.25	112.402	12.377	4124	4.584	0.640
431.01	10843590	14.3	0.34	111.712	18.870	5249	4.433	1.004
432.01	10858832	14.3	0.32	107.350	5.263	5830	4.457	1.015
433.01	10937029	14.9	0.52	104.095	4.030	5237	4.372	1.084
434.01	11656302	14.6	1.69	106.103	22.265	5172	4.564	1.350
435.01	11709124	14.5	0.36	111.951	20.548	5709	4.663	1.039
438.01	12302530	14.3	0.19	107.796	5.931	4351	4.595	0.679
441.01	3340312	14.5	0.24	106.917	30.544	6231	4.628	0.838
443.01	3833007	14.2	0.24	113.046	16.217	5614	4.617	1.020
450.01	6042214	14.2	0.30	104.953	27.047	6089	4.561	0.904
451.01	6200715	14.9	0.23	105.178	3.724	6333	4.648	1.012
452.01	6291033	14.6	0.34	102.939	3.706	5935	4.409	1.771
454.01	7098355	14.8	0.21	103.557	29.007	5138	4.569	0.835
456.01	7269974	14.6	0.27	104.476	13.700	5644	4.515	0.950
457.01	7440748	14.2	0.19	107.295	4.921	4931	4.650	0.729
458.01	7504328	14.7	0.94	141.081	53.717	5593	4.280	1.248
459.01	7977197	14.2	0.32	103.102	19.447	5601	4.428	1.040
460.01	8043638	14.7	0.41	109.077	17.587	5387	4.334	1.150
466.01	9008220	14.7	0.28	103.538	9.391	5907	4.896	0.590
467.01	9583881	14.8	0.48	115.442	18.009	5583	4.539	0.979
468.01	9589524	14.8	0.36	107.596	22.184	4999	4.499	0.900
469.01	9703198	14.7	0.49	107.607	10.329	6005	4.631	0.827
470.01	9844088	14.7	0.35	104.150	3.751	5542	4.653	0.782
471.01	10019643	14.4	0.17	104.730	21.348	5548	4.670	0.766
472.01	10123064	15.0	0.38	106.565	4.244	5682	4.580	1.149
473.01	10155434	14.7	0.22	113.637	12.705	5379	4.686	0.737
474.01	10460984	14.3	0.22	109.721	10.946	6143	4.468	1.015
476.01	10599206	15.0	0.23	111.437	18.428	4993	4.514	0.881
477.01	10934674	14.7	0.23	102.646	16.542	5039	4.513	0.889
480.01	11134879	14.3	0.24	105.308	4.302	5324	4.511	0.915
482.01	11255761	14.9	0.30	102.552	4.993	5526	4.426	1.036
483.01	11497977	14.7	0.23	106.257	4.799	5410	4.703	0.938
484.01	12061222	14.5	0.20	108.064	17.204	5065	4.759	0.745
486.01	12404305	14.1	0.22	102.492	22.184	5625	5.000	0.969
487.01	12834874	14.5	0.17	106.036	7.659	5463	4.510	0.977
488.01	2557816	14.7	0.18	109.444	9.380	5488	4.490	0.955
491.01	3541800	14.4	0.15	102.670	4.662	5965	4.684	0.798
492.01	3559935	14.4	0.32	127.712	29.910	5373	4.263	1.258
493.01	3834360	14.7	0.21	103.125	2.908	5583	4.571	0.871
494.01	3966801	14.9	0.17	121.780	25.698	4854	4.904	0.620
497.01	4757437	14.6	0.24	108.609	13.193	6045	4.495	1.163
499.01	4847534	14.3	0.17	107.535	9.669	5362	4.531	0.896
501.01	4951877	14.6	0.29	103.340	24.793	5556	4.501	1.502
502.01	5282051	14.3	0.18	104.159	5.910	5288	4.339	1.134
503.01	5340644	15.0	0.23	105.958	8.222	4110	4.550	0.673
504.01	5461440	14.6	0.17	132.291	40.588	5403	4.754	0.678
505.01	5689351	14.2	0.33	107.812	13.767	4985	4.242	1.259
506.01	5780715	14.7	0.25	102.966	1.583	5777	4.557	0.896
507.01	5812960	14.9	0.41	106.494	18.495	5117	4.408	1.024
509.01	6381846	14.9	0.23	102.712	4.167	5437	4.565	0.900
511.01	6451936	14.2	0.25	103.504	8.006	5802	4.404	1.083
512.01	6838050	14.8	0.25	105.919	6.510	5406	4.316	1.178
513.01	6937692	14.9	0.30	103.098	35.181	6288	4.577	1.204

514.01	7602070	14.4	0.17	109.061	11.757	5446	4.916	0.841
519.01	8022244	14.9	0.21	111.337	11.904	5807	4.523	0.991
520.01	8037145	14.6	0.26	103.304	12.760	5048	4.465	0.946
521.01	8162789	14.6	0.41	105.003	10.161	5767	4.394	1.094
522.01	8265218	14.4	0.19	102.940	12.831	5663	4.910	0.631
523.01	8806123	15.0	0.63	131.230	49.413	5942	4.421	1.066
524.01	8934495	14.9	0.20	104.997	4.593	5187	4.698	0.720
525.01	9119458	14.5	0.49	106.678	11.532	5524	4.281	1.241
526.01	9157634	14.4	0.22	104.044	2.105	5467	4.633	0.796
528.01	9941859	14.6	0.29	109.674	9.577	5448	4.346	1.138
532.01	10454313	14.7	0.23	106.689	4.222	5874	4.540	1.033
533.01	10513530	14.7	0.22	104.698	16.550	5198	4.444	0.985
535.01	10873260	14.4	0.40	104.182	5.853	5782	4.450	1.358
537.01	11073351	14.7	0.18	103.785	2.820	5889	4.906	0.949
538.01	11090765	14.6	0.24	104.657	21.214	5923	4.427	1.061
539.01	11246364	14.1	0.15	104.196	29.122	5722	4.361	1.137
540.01	11521048	14.9	0.74	127.824	25.703	5361	4.498	0.934
541.01	11656721	14.7	0.15	113.347	13.647	5369	4.712	0.741
542.01	11669239	14.3	0.24	111.682	41.889	5509	4.357	1.128
543.01	11823054	14.7	0.17	106.438	4.302	5166	4.724	0.686
544.01	11913012	14.8	0.15	104.669	3.748	5883	4.585	1.012
546.01	12058931	14.9	0.31	103.186	20.686	5989	4.487	1.244
547.01	12116489	14.8	0.32	121.061	25.302	5086	4.619	0.788
549.01	3437776	14.6	0.44	126.512	42.895	5609	4.414	1.059
551.01	4270253	14.9	0.17	111.850	11.636	5627	4.667	0.775
552.01	5122112	14.7	1.00	104.099	3.055	6018	4.431	1.057
553.01	5303551	14.9	0.20	104.453	2.399	5404	4.394	1.140
554.01	5443837	14.5	0.39	103.544	3.658	5835	4.641	0.809
557.01	5774349	15.0	0.28	103.785	15.656	5002	4.415	1.005
558.01	5978361	14.9	0.22	106.084	9.179	5281	4.580	0.835
559.01	6422367	14.8	0.17	106.712	4.330	5187	4.467	0.955
560.01	6501635	14.7	0.16	112.266	23.678	5142	4.834	0.750
563.01	6707833	14.5	0.18	108.632	15.284	5879	4.477	1.173
564.01	6786037	14.9	0.31	104.887	21.060	5686	4.525	1.453
565.01	7025846	14.3	0.14	103.202	2.340	5829	4.409	1.068
569.01	8008206	14.5	0.21	118.442	20.725	5039	4.546	0.851
570.01	8106610	14.8	0.27	105.782	12.399	6079	4.452	1.033
572.01	8193178	14.2	0.23	112.777	10.640	5666	4.310	1.325
573.01	8344004	14.7	0.28	105.505	5.997	5729	4.352	1.149
574.01	8355239	14.9	0.21	104.362	20.136	5047	4.669	0.727
575.01	8367113	14.7	0.23	116.405	24.321	5979	4.480	0.994
578.01	8565266	14.7	0.46	102.879	6.413	5777	4.362	1.528
580.01	8625925	14.9	0.19	108.711	6.521	5603	4.920	0.806
581.01	8822216	14.8	0.23	108.914	6.997	5514	4.856	0.761
582.01	9020160	14.8	0.20	103.467	5.945	5103	4.650	0.750
583.01	9076513	14.6	0.17	103.740	2.437	5735	4.550	1.197
585.01	9279669	14.9	0.18	104.558	3.722	5437	4.737	0.695
586.01	9570741	14.6	0.16	108.979	15.779	5707	4.669	0.802
587.01	9607164	14.6	0.28	104.606	14.034	5112	4.423	1.005
588.01	9631762	14.3	0.21	108.672	10.356	4431	4.459	0.852
590.01	9782691	14.6	0.16	107.545	11.389	6106	4.546	0.922
592.01	9957627	14.3	0.24	108.475	39.759	5810	4.408	1.077
593.01	9958962	15.0	0.19	104.792	9.997	5737	4.617	0.889
597.01	10600261	14.9	0.20	109.942	17.308	5833	4.416	1.046

598.01	10656823	14.8	0.18	104.152	8.309	5171	4.811	0.749
599.01	10676824	14.9	0.20	106.212	6.455	5820	4.540	0.916
600.01	10718726	14.8	0.18	103.367	3.596	5869	4.445	1.032
602.01	12459913	14.6	0.23	110.276	12.914	6007	4.405	1.282
605.01	4832837	14.9	0.16	102.718	2.628	4270	4.757	0.581
607.01	5441980	14.4	0.57	106.492	5.894	5497	4.608	0.825
608.01	5562784	14.7	0.47	125.921	25.333	4324	4.551	1.326
609.01	5608566	14.5	1.20	105.027	4.397	5696	4.295	1.231
610.01	5686174	14.7	0.19	113.850	14.281	4072	4.529	0.687
614.01	7368664	14.5	0.36	103.023	12.875	5675	4.887	0.589
617.01	9846086	14.6	2.06	131.599	37.865	5594	4.530	0.917
618.01	10353968	15.0	0.28	111.347	9.071	5471	4.516	0.922
620.01	11773022	14.7	0.65	92.107	45.154	5803	4.544	1.384
725.01	10068383	15.8	0.75	102.644	7.305	5046	4.652	0.882
726.01	10157573	15.1	0.30	106.266	5.116	6164	4.508	0.969
728.01	10221013	15.4	0.89	103.121	7.189	5976	4.544	0.918
729.01	10225800	15.6	0.36	102.674	1.424	5707	4.608	0.838
730.01	10227020	15.3	0.31	109.793	14.785	5599	4.386	1.287
732.01	10265898	15.3	0.25	103.407	1.260	5360	4.588	0.860
733.01	10271806	15.6	0.24	102.725	5.925	5038	4.846	0.730
734.01	10272442	15.3	0.39	120.924	24.542	5719	4.700	1.329
736.01	10340423	16.0	0.25	110.789	18.796	4157	4.552	0.681
737.01	10345478	15.7	0.43	115.678	14.499	5117	4.602	0.798
740.01	10395381	15.6	0.17	119.368	17.672	4711	4.640	0.703
743.01	10464078	15.5	1.65	105.491	19.402	4877	4.304	1.904
746.01	10526549	15.3	0.24	106.246	9.274	4681	4.551	0.788
747.01	10583066	15.8	0.28	104.602	6.029	4357	4.680	0.608
749.01	10601284	15.4	0.23	104.806	5.350	5374	4.780	0.915
750.01	10662202	15.4	0.19	104.535	21.679	4619	4.624	0.703
752.01	10797460	15.3	0.26	103.533	9.489	5584	4.406	1.067
753.01	10811496	15.4	2.11	108.840	19.904	5648	4.843	0.621
758.01	10987985	15.4	0.43	109.353	16.016	4869	4.284	1.172
759.01	11018648	15.1	0.32	127.134	32.629	5401	4.563	0.864
760.01	11138155	15.3	0.81	105.257	4.959	5887	4.622	0.830
762.01	11153539	15.4	0.24	104.356	4.498	5779	4.596	1.172
764.01	11304958	15.4	0.71	141.932	41.441	5263	4.367	1.582
765.01	11391957	15.3	0.20	104.629	8.354	5345	4.700	0.722
769.01	11460018	15.4	0.21	104.903	4.281	5461	4.643	0.942
770.01	11463211	15.5	0.26	103.998	1.506	5502	4.927	0.590
771.01	11465813	15.2	1.34	142.039	10389.109	5574	4.380	9.058
772.01	11493732	15.2	0.68	106.831	61.263	5885	4.409	1.079
773.01	11507101	15.2	0.21	105.837	38.374	5667	4.624	0.820
776.01	11812062	15.5	0.55	104.792	3.729	5309	4.829	0.843
777.01	11818800	15.5	2.00	106.564	40.420	5256	4.479	0.948
778.01	11853255	15.1	0.18	103.681	2.243	4082	4.605	0.611
782.01	11960862	15.3	0.59	106.634	6.575	5733	4.411	1.248
783.01	12020329	15.1	0.96	102.991	7.275	5284	4.762	1.953
784.01	12066335	15.4	0.25	119.798	19.266	4112	4.569	0.653
785.01	12070811	15.5	0.21	111.749	12.393	5380	4.725	0.741
786.01	12110942	15.2	0.17	103.366	3.690	5638	4.715	0.876
787.01	12366084	15.4	0.30	104.017	4.431	5615	4.534	1.037
788.01	12404086	15.2	0.31	109.049	26.396	4950	4.634	0.747
789.01	12459725	15.7	0.15	104.505	14.180	5563	4.765	0.683
790.01	12470844	15.3	0.18	107.168	8.472	5176	5.058	0.612

791.01	12644822	15.1	0.79	113.890	12.612	5564	4.528	1.117
793.01	2445129	15.1	0.34	106.313	10.319	5655	4.409	1.069
795.01	3114167	15.6	0.22	103.575	6.770	5455	4.804	0.640
799.01	3246984	15.3	0.41	102.817	1.627	5491	4.412	1.051
802.01	3453214	15.6	0.75	114.881	19.620	5556	5.009	0.498
804.01	3641726	15.4	0.23	110.194	9.030	5136	4.533	0.874
808.01	3838486	15.8	0.37	104.985	2.990	4389	4.582	0.701
810.01	3940418	15.1	0.23	103.507	4.783	4997	4.571	0.820
811.01	4049131	15.4	0.41	114.427	20.507	4764	4.432	0.944
812.01	4139816	16.0	0.22	104.978	3.340	4097	4.661	0.571
813.01	4275191	15.7	0.60	103.528	3.896	5357	4.726	0.725
814.01	4476123	15.6	0.27	108.450	22.368	5236	4.855	0.984
815.01	4544670	15.7	0.90	105.628	34.845	5344	4.485	0.948
819.01	4932348	15.5	1.39	129.933	38.037	5386	4.963	0.518
820.01	4936180	15.3	0.67	106.720	4.641	6287	4.511	0.970
822.01	5077629	15.8	0.95	105.179	7.919	5458	4.605	0.824
823.01	5115978	15.2	0.82	103.228	1.028	5976	4.427	4.223
825.01	5252423	15.3	0.19	109.957	8.103	4735	4.581	0.764
826.01	5272878	15.1	0.21	104.135	6.366	5557	4.843	0.854
827.01	5283542	15.5	0.25	107.779	5.975	5837	4.539	0.918
829.01	5358241	15.4	0.24	107.778	18.649	5858	4.567	0.888
833.01	5376067	15.4	0.39	106.275	3.951	5781	4.660	0.788
834.01	5436502	15.1	0.78	104.372	23.655	5614	4.598	1.496
835.01	5456651	15.2	0.17	113.936	11.763	4817	4.952	0.635
837.01	5531576	15.7	0.16	107.659	7.954	4817	4.751	0.623
838.01	5534814	15.3	0.69	106.011	4.859	5794	4.475	0.991
842.01	5794379	15.4	0.25	108.349	12.719	4497	4.524	0.787
843.01	5881688	15.3	0.56	104.440	4.190	5784	4.396	1.092
845.01	6032497	15.4	0.35	110.290	16.330	5646	4.444	1.224
846.01	6061119	15.5	1.37	119.713	27.807	5612	4.597	0.846
847.01	6191521	15.2	0.70	136.898	80.868	5469	4.559	1.894
849.01	6276477	15.0	0.24	103.936	10.355	5303	4.475	0.956
850.01	6291653	15.3	0.89	109.522	10.526	5236	4.549	0.865
851.01	6392727	15.3	0.50	102.975	4.583	5570	4.551	0.892
852.01	6422070	15.3	0.20	104.904	3.762	5448	4.466	0.980
853.01	6428700	15.4	0.28	102.690	8.204	4842	4.472	0.906
855.01	6522242	15.2	1.21	128.787	41.408	5316	4.586	0.832
856.01	6526710	15.3	0.91	105.855	39.749	5858	4.592	0.861
857.01	6587280	15.1	0.19	107.884	5.715	5033	4.629	0.764
858.01	6599919	15.1	0.86	106.989	13.610	5440	4.450	0.999
863.01	6784235	15.5	0.22	105.152	3.168	5651	4.593	0.851
865.01	6862328	15.1	0.63	155.237	119.021	5560	4.704	1.232
867.01	6863998	15.2	0.32	113.274	16.086	5059	4.521	0.881
868.01	6867155	15.2	1.04	141.431	206.789	4118	4.517	0.927
871.01	7031517	15.2	0.91	112.422	12.941	5650	5.051	0.477
872.01	7109675	15.3	0.65	119.684	33.593	5127	4.592	0.810
873.01	7118364	15.0	0.14	105.226	4.348	5470	4.784	0.789
874.01	7134976	15.0	0.17	102.977	4.602	5037	4.561	0.706
875.01	7135852	15.7	0.34	103.624	4.221	4198	4.865	0.780
876.01	7270230	15.9	0.68	104.898	6.998	5417	4.865	0.589
878.01	7303253	15.3	0.41	106.808	23.591	4749	4.281	1.160
882.01	7377033	15.5	1.20	103.694	1.957	5081	4.572	0.826
883.01	7380537	15.8	1.05	103.101	2.689	4674	4.821	0.642
887.01	7458762	15.0	0.22	108.345	7.411	5601	4.525	0.923

889.01	757450	15.3	1.52	102.992	8.885	5101	4.480	0.933
890.01	7585481	15.3	0.84	109.623	8.099	5976	4.561	1.104
891.01	7663691	15.1	0.34	109.969	10.006	5851	4.593	1.244
892.01	7678434	15.2	0.23	105.617	10.372	5010	4.604	0.788
895.01	7767559	15.4	1.24	104.894	4.409	5436	4.372	1.195
900.01	7938496	15.4	0.45	105.339	13.810	5692	4.335	1.172
901.01	8013419	15.8	0.26	109.938	12.733	4213	4.716	0.359
902.01	8018547	15.8	0.83	169.808	83.904	4312	4.616	0.940
903.01	8039892	15.8	0.95	106.433	5.007	5620	4.776	1.256
906.01	8226994	15.5	0.23	107.135	7.157	5017	4.558	0.836
908.01	8255887	15.1	1.11	104.446	4.708	5391	4.245	1.288
910.01	8414716	15.7	0.26	104.720	5.392	5017	4.863	0.876
911.01	8490993	15.4	0.18	104.006	4.094	5820	4.783	0.758
912.01	8505670	15.1	0.22	104.804	10.849	4214	4.608	0.637
914.01	8552202	15.4	0.23	102.731	3.887	5479	4.965	1.126
916.01	8628973	15.1	0.36	104.312	3.315	5401	4.480	0.959
917.01	8655354	15.2	0.29	106.356	6.720	5681	4.478	0.982
918.01	8672910	15.0	0.99	139.583	39.648	5321	4.544	1.038
920.01	8689031	15.1	0.16	123.502	21.802	5330	4.859	0.608
922.01	8826878	15.4	0.24	104.624	5.155	5253	4.456	0.976
923.01	8883593	15.5	0.32	107.901	5.743	5669	4.596	1.024
924.01	8951215	15.2	0.36	106.306	39.478	5951	4.529	0.935
927.01	9097120	15.5	1.46	121.982	23.900	5957	4.557	0.903
931.01	9166862	15.3	1.15	103.679	3.856	5714	4.776	1.011
934.01	9334289	15.8	0.32	106.008	5.827	5733	4.655	0.861
935.01	9347899	15.2	0.40	113.013	20.859	6345	4.696	1.018
937.01	9406990	15.4	0.20	109.572	20.835	5349	4.685	0.725
938.01	9415172	15.6	0.24	104.701	9.946	5342	4.582	0.838
940.01	9479273	15.0	0.54	102.571	6.105	5284	4.629	1.337
942.01	9512687	15.4	0.23	107.857	11.515	4997	4.734	0.663
944.01	9595686	15.4	0.37	103.244	3.108	5166	4.495	0.921
945.01	9605514	15.1	0.23	121.860	25.852	6059	4.594	1.072
948.01	9761882	15.6	0.19	106.717	24.582	5298	4.946	0.706
949.01	9766437	15.5	0.27	103.766	12.533	5733	4.703	0.909
951.01	9775938	15.2	0.58	104.546	13.197	4767	4.255	1.205
955.01	9825625	15.1	0.23	108.731	7.039	6121	4.510	1.141
956.01	9875711	15.2	0.50	108.645	8.361	4580	4.334	1.051
152.01	8394721	13.9	0.57	91.750	52.088	6187	4.536	0.936
152.02	8394721	13.9	0.31	66.634	27.401	6187	4.536	0.936
152.03	8394721	13.9	0.29	69.622	13.484	6187	4.536	0.936
191.01	5972334	15.0	1.06	65.385	15.359	5495	4.519	0.921
191.02	5972334	15.0	0.19	65.492	2.419	5495	4.519	0.921
209.01	10723750	14.3	1.05	68.635	50.789	6221	4.478	1.418
209.02	10723750	14.3	0.69	78.821	18.796	6221	4.478	1.418
877.01	7287995	15.0	0.24	103.952	5.955	4211	4.566	0.678
877.02	7287995	15.0	0.21	114.227	12.038	4211	4.566	0.678
896.01	7825899	15.3	0.38	108.568	16.240	5206	4.629	0.821
896.02	7825899	15.3	0.28	107.051	6.308	5206	4.629	0.821