

Spectrum Sensing in Cooperative Cognitive Radio Networks with Partial CSI

Chong Han, Ido Nevat, and Jinhong Yuan

School of Electrical Engineering and Telecommunications,
University of NSW, Sydney, Australia.

Abstract

We develop an efficient algorithm for cooperative spectrum sensing in a relay based cognitive radio network. We consider a stochastic model where data is sent from the Base Station (BS) of the Primary User (PU). The data is relayed by the Secondary Users (SU) to the SU BS. The SU BS has only partial CSI knowledge of the wireless channels. In order to obtain the optimal decision rule based on Likelihood Ratio Test (LRT), the marginal likelihood under each hypothesis needs to be evaluated pointwise. These, however, cannot be obtained analytically due to the intractability of the integrals. Instead, we approximate these quantities by utilising the Laplace method. Performance is evaluated via numerical simulations and it is shown that the proposed spectrum sensing scheme can achieve superior results to the energy detection scheme.

Index Terms

Cooperative spectrum sensing, Likelihood Ratio Test, Laplace method, Neyman-Pearson.

I. INTRODUCTION

In recent years, cognitive radio [1], [2] has attracted intensive research because of pressing demand of efficient frequency spectrum usage. In a cognitive radio system, the secondary radio users try to find "blank spaces", in which the licensed frequency band is not being used by PU BS. A key problem in cognitive radio is that the SUs need to vacate the frequency band as quickly as possible if the corresponding PU emerges.

Spectrum sensing is a mandatory functionality in any CR-based wireless system that shares spectrum bands with primary services, such as the IEEE 802.22 standard [3], which proposes

to reuse vacant spectrum in the TV broadcast bands. There have been plenty of research on spectrum sensing for cognitive radio, see [4], [5] for an overview. Essentially, spectrum sensing is a decision making or classification problem. The secondary network needs to make a decision between the two possible hypotheses given an observation vector: that the frequency band is either occupied or vacant. The more knowledge we have on the nature of the primary user's signal, the more reliable our decision can be. If no knowledge is assumed regarding the primary user, energy detector based approaches (also called radiometry) are the most common way of spectrum sensing because of their low computational complexity. Cooperative networks can improve the performance of the network by enabling users to share information and create diversity. This helps combating the detrimental effect caused by the fading channels.

In this work we consider a cooperative network in which the SU BS acts as a fusion centre, by obtaining the raw information via relay nodes. The SU BS has only partial knowledge of the CSI (noisy estimate), which is a practical scenario in real world applications. The SU BS performs hypothesis test to decide whether the PU BS is transmitting or idle in a given frame. We show that in this setting, the marginal likelihoods cannot be obtained analytically, and we therefore approximate these densities using the Laplace approximation.

The following notation is used throughout: random variables are denoted by upper case letters and their realizations by lower case letters, and bold case will be used to denote a vector or matrix quantity.

II. SYSTEM MODEL

We consider a relay-based spectrum sensing system as presented in Fig. 1. A single PU BS is equipped with a single antenna. As the PU BS starts using the band, M cognitive radios (in the form of relay nodes, or SUs) receive the signal of the PU BS over independent wireless channels. Instead of making individual decisions about the presence of the primary user, the relay nodes simply transmit the noisy version of the received signals to the SU BS (sometimes called fusion centre), that is equipped with N receive antennas, over wireless channels. The SU BS has only limited knowledge of the realised wireless channels (noisy channel estimates). The SU BS makes the decision on whether the band is occupied or vacant in the current frame, and informs the cognitive radios regarding the presence or absence of primary user's activities. We now outline the system model and associated assumptions:

A. Model Assumptions

- The PU BS may or may not be active at each frame (block) of length L , and the observation at the SU BS can be written as the following binary hypothesis:

$$\begin{cases} \mathbb{H}_0 : \mathbf{Y}(l) = \mathbf{G}(l)\mathbf{V}(l) + \mathbf{W}(l), \quad l = 1, \dots, L \\ \mathbb{H}_1 : \mathbf{Y}(l) = \mathbf{G}(l) (\mathbf{F}(l)s(l) + \mathbf{V}(l)) + \mathbf{W}(l), \quad l = 1, \dots, L, \end{cases} \quad (1)$$

where $\mathbf{G}(l) \in \mathbb{C}^{N \times M}$ is the random channel matrix between the relay nodes and the SU BS, $\mathbf{F}(l) \in \mathbb{C}^{M \times 1}$ is the random channel vector between the PU BS and the relay nodes. $\mathbf{V}(l) \in \mathbb{C}^{M \times 1}$ is the random additive noise at the relay nodes and $\mathbf{W}(l) \in \mathbb{C}^{N \times 1}$ is the random additive noise at the SU BS. The pilot symbols $s(l)$ are assumed to be deterministic known at the SU BS.

B. Prior specification

Here we present the relevant aspects of the Bayesian model and associated assumptions.

- The SU BS has only a noisy estimate of the true channel realisation, $\mathbf{G}(l)$. The distribution at time l can be written as $\mathbf{G}(l) \sim \mathcal{CN}(\bar{\mathbf{G}}(l), \Sigma_{\mathbf{G}})$, where $\bar{\mathbf{G}}(l)$ is the estimated channel at time l and $\Sigma_{\mathbf{G}}$ is the known covariance matrix with elements $\sigma_{\mathbf{G}}^2$. For details on noisy channel models, see [6].
- The SU BS has only a noisy channel estimate of the true channel realisation, $\mathbf{F}(l)$. The distribution at time l can be written as $\mathbf{F}(l) \sim \mathcal{CN}(\bar{\mathbf{F}}(l), \Sigma_{\mathbf{F}})$, where $\bar{\mathbf{F}}(l)$ is the estimated channel at time l and $\Sigma_{\mathbf{F}} = \sigma_{\mathbf{F}}^2 \mathbf{I}$ is the known covariance matrix with elements $\sigma_{\mathbf{F}}^2$.
- The additive noise at the relays is a zero-mean i.i.d Gaussian distribution, $\mathbf{V}(l) \sim \mathcal{CN}(\mathbf{0}, \Sigma_{\mathbf{V}})$, where $\Sigma_{\mathbf{V}} = \sigma_{\mathbf{V}}^2 \mathbf{I}$ is the covariance matrix, known at the SU BS.
- The additive noise at the SU BS is a zero-mean i.i.d Gaussian distribution, $\mathbf{W}(l) \sim \mathcal{CN}(\mathbf{0}, \Sigma_{\mathbf{W}})$, where $\Sigma_{\mathbf{W}} = \sigma_{\mathbf{W}}^2 \mathbf{I}$ is the covariance matrix, known at the SU BS.
- The symbols $s(l)$ are known at the SU BS in the form of pilot symbols. For ease of presentation, we assume that $s(l) = 1 \forall l$. An example for that would be an OFDM system with pilot symbols [7].

III. SPECTRUM SENSING

The objective of spectrum sensing is to make a decision on the binary hypothesis testing (choose \mathbb{H}_0 or \mathbb{H}_1) based on the received signal at the SU BS. The Neyman-Pearson (NP) theorem

(see [8], [9]) for a two hypotheses problem (\mathbb{H}_0 vs. \mathbb{H}_1) states that, for a given probability of false alarm, the test statistic that maximizes the probability of detection is the LRT defined as

$$\Lambda(\mathbf{y}) = \frac{p(\mathbf{y}|\mathbb{H}_1)}{p(\mathbf{y}|\mathbb{H}_0)} \underset{\mathbb{H}_0}{\overset{\mathbb{H}_1}{\geq}} \gamma, \quad (2)$$

where γ is a predefined threshold, designed to minimise the associated cost function, and we define $\mathbf{y} \triangleq [\mathbf{y}(1), \dots, \mathbf{y}(L)]$.

In the NP set up, the threshold γ is selected to constrain the false alarm error probability, P_F to a value $\alpha < 1$ and at the same time minimize the probability of miss-detection, P_M . The two error probabilities are given as $P_F = P(\Lambda \geq \gamma|\mathbb{H}_0)$, $P_M = P(\Lambda < \gamma|\mathbb{H}_1)$. The major difficulty in using the LRT is its requirement on obtaining the exact distributions given in (2). Under both hypotheses, since all random quantities in the model are independent, the evaluation of $p(\mathbf{y}|\mathbb{H}_k)$, $k = 0, 1$, can be decomposed in the following manner

$$p(\mathbf{y}|\mathbb{H}_k) = \prod_{l=1}^L p(\mathbf{y}(l)|\mathbb{H}_k) = \prod_{l=1}^L \int p(\mathbf{y}(l)|\mathbf{Q}(l), \mathbb{H}_k) p(\mathbf{Q}(l)|\mathbb{H}_k) d\mathbf{Q}(l), \quad (3)$$

where we define

$$\begin{cases} \mathbb{H}_0 : \mathbf{Q}(l) \triangleq \mathbf{V}(l) \sim CN(\mathbf{0}, \sigma_{\mathbf{V}}^2 \mathbf{I}) \\ \mathbb{H}_1 : \mathbf{Q}(l) \triangleq \mathbf{F}(l)s(l) + \mathbf{V}(l) \sim CN(\bar{\mathbf{F}}(l), (\sigma_{\mathbf{F}}^2 + \sigma_{\mathbf{V}}^2) \mathbf{I}). \end{cases}$$

This integral is difficult to evaluate due to the multiplication of multiple Gaussian distributions. Instead, in the next section we derive a low complexity approximation of this integral.

IV. MARGINAL LIKELIHOOD APPROXIMATION USING LAPLACE METHOD

In order to obtain an approximation to the marginal likelihoods under each of the hypotheses, we utilise the Laplace method for integrals [10]. The Laplace method approximates the integral in (3) by using a second order Taylor series expansion around the mode of the posterior distribution, which amounts to approximating the posterior density by a Gaussian distribution. The Laplace method to approximate each of the terms of the middle term in (3) can be summarised as follows:

$$p(\mathbf{y}(l)|\mathbb{H}_k) \approx p(\hat{\mathbf{Q}}(l)|\mathbb{H}_k) p(\mathbf{y}(l)|\hat{\mathbf{Q}}(l), \mathbb{H}_k) |2\pi\mathbf{H}_k^{-1}|^{1/2}, \quad (4)$$

where $\hat{\mathbf{Q}}(l)$ is the maximum *a-posteriori* (MAP) estimate of $\mathbf{Q}(l)$, that is

$$\hat{\mathbf{Q}}(l) = \arg \max_{\mathbf{Q}(l)} p(\mathbf{Q}(l)|\mathbf{y}(l)),$$

and \mathbf{H}_k is the Hessian of the log posterior of hypothesis k , evaluated at $\widehat{\mathbf{Q}}(l)$:

$$\mathbf{H}_k = \left. \frac{\partial^2 \ln p(\mathbf{Q}|\mathbf{y}(l), \mathbb{H}_k)}{\partial \mathbf{Q} \partial \mathbf{Q}^H} \right|_{\mathbf{Q}=\widehat{\mathbf{Q}}(l)}. \quad (5)$$

Thus the Laplace approximation to the marginal likelihood consists of a term for the data likelihood at the mode, a penalty term from the prior, and a volume term calculated from the local curvature.

Finding the mode of the posterior $\widehat{\mathbf{Q}}(l)$ is not easy, as it involves a non-convex optimisation problem, as we now demonstrate:

$$\begin{aligned} \widehat{\mathbf{Q}}(l) &= \arg \max_{\mathbf{Q}} p(\mathbf{y}(l)|\mathbf{Q}(l)) p(\mathbf{Q}(l)) \\ &= \arg \max_{\mathbf{Q}} \frac{1}{(\sigma_{\mathbf{G}}^2 \|\mathbf{Q}(l)\|^2 + \sigma_{\mathbf{W}}^2)^N} \exp \left\{ -\frac{\|\mathbf{y} - \overline{\mathbf{G}}(l)\mathbf{Q}(l)\|^2}{\sigma_{\mathbf{G}}^2 \|\mathbf{Q}(l)\|^2 + \sigma_{\mathbf{W}}^2} \right\} \frac{1}{(\sigma_Q^2)^M} \exp \left\{ -\frac{\|\mathbf{Q}(l) - \overline{\mathbf{Q}}(l)\|^2}{\sigma_Q^2} \right\}, \end{aligned} \quad (6)$$

where $\{\overline{\mathbf{Q}}(l), \sigma_Q^2 | \mathbb{H}_0\} = \{\mathbf{0}, \sigma_{\mathbf{V}}^2\}$, and $\{\overline{\mathbf{Q}}(l), \sigma_Q^2 | \mathbb{H}_1\} = \{\overline{\mathbf{F}}(l), \sigma_{\mathbf{F}}^2 + \sigma_{\mathbf{V}}^2\}$.

Problem (6) is non-linear and non-convex, and we shall therefore use the Bayesian Expectation Maximisation (BEM) to obtain the MAP estimate under each hypothesis. The BEM can be easily evaluated using the following iterative steps, at iteration $k+1$, where for simplicity we remove the time dependence l :

$$\begin{aligned} \widehat{\mathbf{Q}}^{k+1} &= \arg \max_{\mathbf{Q}} E_{\mathbf{G}|\mathbf{y}; \widehat{\mathbf{Q}}^k} \{\log p(\mathbf{y}, \mathbf{G}, \mathbf{Q})\} \\ &= \arg \max_{\mathbf{Q}} E_{\mathbf{G}|\mathbf{y}; \widehat{\mathbf{Q}}^k} \{\log p(\mathbf{y}|\mathbf{G}, \mathbf{Q}) + \log p(\mathbf{Q})\} \\ &= \arg \min_{\mathbf{Q}} E_{\mathbf{G}|\mathbf{y}; \widehat{\mathbf{Q}}^k} \left\{ \frac{1}{\sigma_{\mathbf{W}}^2} \|\mathbf{y} - \mathbf{G}\mathbf{Q}\|^2 + \frac{1}{\sigma_Q^2} \|\overline{\mathbf{Q}} - \mathbf{Q}\|^2 \right\} \\ &= \left(\Phi_2(\mathbf{y}, \mathbf{Q}^k) + \frac{\sigma_{\mathbf{W}}^2}{\sigma_Q^2} \mathbf{I} \right)^{-1} \left(\Phi_1(\mathbf{y}, \mathbf{Q}^k)^T \mathbf{y} + \overline{\mathbf{Q}} \frac{\sigma_{\mathbf{W}}^2}{\sigma_Q^2} \right), \end{aligned} \quad (7)$$

where $\Phi_1(\mathbf{y}, \widehat{\mathbf{Q}}^k) \triangleq E_{\mathbf{G}|\mathbf{y}; \widehat{\mathbf{Q}}^k} \{\mathbf{G}\}$ and $\Phi_2(\mathbf{y}, \widehat{\mathbf{Q}}^k) \triangleq E_{\mathbf{G}|\mathbf{y}; \widehat{\mathbf{Q}}^k} \{\mathbf{G}^H \mathbf{G}\}$. The conditional expectations can be evaluated based on the jointly Gaussian optimal MMSE estimation theory (see [11]). These can be easily found by rewriting the system model as $\mathbf{y} = (\mathbf{Q}^T \otimes \mathbf{I}) \text{vec}(\mathbf{G})$, where \otimes is the Kronecker product, and $\text{vec}(\cdot)$ is the vector obtained by stacking the columns

of a matrix one over the other. Thus, we obtain

$$\begin{aligned}\Phi_1(\mathbf{y}, \hat{\mathbf{Q}}^k) &= \overline{\mathbf{G}} + \frac{1}{\|\mathbf{Q}^k\|^2 + \frac{\sigma_W^2}{\sigma_G^2}} (\mathbf{y} - \overline{\mathbf{G}}\mathbf{Q}^k) (\mathbf{Q}^k)^T, \\ \Phi_2(\mathbf{y}, \hat{\mathbf{Q}}^k) &= \Phi_1(\mathbf{y}, \mathbf{Q}^k)^T \Phi_1(\mathbf{y}, \mathbf{Q}^k) + \sigma_G^2 N \left(\mathbf{I} - \frac{\sigma_G^2 \mathbf{Q}^k (\mathbf{Q}^k)^T}{\|(\mathbf{Q}^k)\|^2 + \frac{\sigma_W^2}{\sigma_G^2}} \right).\end{aligned}\tag{8}$$

Next, using straightforward algebraic manipulations, the Hessian in (5) can be derived and evaluated at $\mathbf{Q} = \hat{\mathbf{Q}}(l)$. This concludes the steps needed for the Laplace approximation of the marginal likelihoods under each hypothesis

V. SIMULATION RESULTS

In this section, we present the performance of the proposed algorithms via Monte Carlo simulations. We set the number of relay nodes and the number of receive antennas at the SU to four ($M = N = 4$). The uncertainty in the channels is set to $\sigma_G^2 = \sigma_F^2 = 0.2$. The prior distributions for the channels are $\mathbf{G}(l) \sim CN(\mathbf{0}, \mathbf{1})$, so that $\overline{\mathbf{G}}(l) = \mathbf{G}(l) + CN(\mathbf{0}, \Sigma_G)$, and $\mathbf{F}(l) \sim CN(\mathbf{0}, \mathbf{1})$, so that $\overline{\mathbf{F}}(l) = \mathbf{F}(l) + CN(\mathbf{0}, \Sigma_F)$. We compared the detector based on the Laplace method with the following schemes: energy detector; a mismatched detector which assumes that the estimated channels $\overline{\mathbf{G}}(l)$ and $\overline{\mathbf{F}}(l)$ are regarded as the realised channels. In that case the LRT follows a simple closed form expression; and as a lower bound, we used the case where the channel realisations are known at the SU BS. In this case the LRT also follows a simple closed form expression.

In Figs. 2 and 3, we plot P_M vs. P_F under different noise conditions, for $L = 4$ and $L = 8$, respectively. As evident from these results the Laplace based detector performs much better than the mismatched and the energy detectors. The results demonstrate that as the SNR increases, the overall performance improves. Also the results show that the longer the pilot sequence L is, the lower P_M vs. P_F can be obtained.

VI. CONCLUSIONS AND FUTURE WORK

In this paper we considered of spectrum sensing in a cooperative cognitive radio system, with partial CSI at the destination. Using the Laplace approximation we developed an efficient algorithm to approximate the intractable marginal likelihoods. Simulation results show significant detection improvement over the basic energy detector and the mismatched detector. Future

research will include comparison of the Laplace method to other low complexity approaches, such as the Akaike and Bayesian information criteria.

REFERENCES

- [1] S. Haykin, “Cognitive radio: brain-empowered wireless communications,” *IEEE journal on selected areas in communications*, vol. 23, no. 2, pp. 201–220, 2005.
- [2] B. Fette, *Cognitive radio technology*. Newnes, 2006.
- [3] “IEEE P802.22/D0.5, Draft Standard for Wireless Regional Area Networks Part 22: Cognitive Wireless RAN Medium Access Control (MAC) and Physical Layer (PHY) specifications: Policies and procedures for operation in the TV Bands,” 2008.
- [4] E. Sousa, “Spectrum sensing in cognitive radio networks: requirements, challenges and design trade-offs,” *IEEE Communications Magazine*, p. 33, 2008.
- [5] I. Akyildiz, W. Lee, M. Vuran, and S. Mohanty, “A survey on spectrum management in cognitive radio networks,” *IEEE Communications Magazine*, vol. 46, no. 4, p. 40, 2008.
- [6] M. Ding and S. Blostein, “MIMO minimum total MSE transceiver design with imperfect CSI at both ends,” *IEEE Transactions on Signal Processing*, vol. 57, no. 3, pp. 1141–1150, 2009.
- [7] H. shin Chen, W. Gao, and D. Daut, “Spectrum sensing for ofdm systems employing pilot tones,” *Wireless Communications, IEEE Transactions on*, vol. 8, no. 12, pp. 5862 –5870, december 2009.
- [8] J. Neyman and E. Pearson, “On the problem of the most efficient tests of statistical hypotheses,” *Philosophical Transactions of the Royal Society of London. Series A, Containing Papers of a Mathematical or Physical Character*, pp. 289–337, 1933.
- [9] H. Van Trees, *Detection, estimation, and modulation theory.. part 1.,. detection, estimation, and linear modulation theory*. Wiley New York, 1968.
- [10] R. Kass and A. Raftery, “Bayes factors.” *Journal of the American Statistical Association*, vol. 90, no. 430, 1995.
- [11] S. Kay, *Fundamentals of Statistical Signal Processing, Volume 2: Detection Theory*. Prentice Hall PTR, 1998.

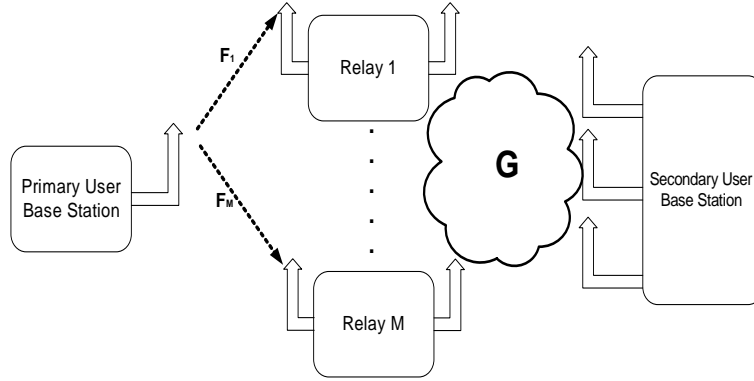


Fig. 1. System model of Cooperative Cognitive Radio network

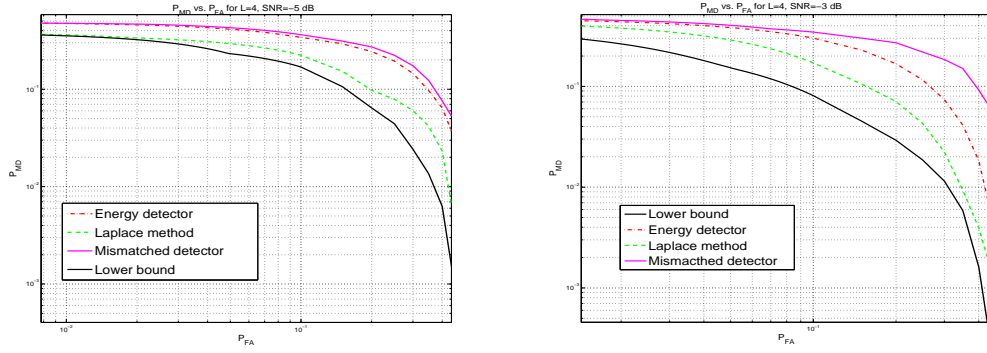


Fig. 2. P_M vs. P_F for $SNR = -5$ dB (left panel) and $SNR = -3$ dB (right panel), for $L = 4$

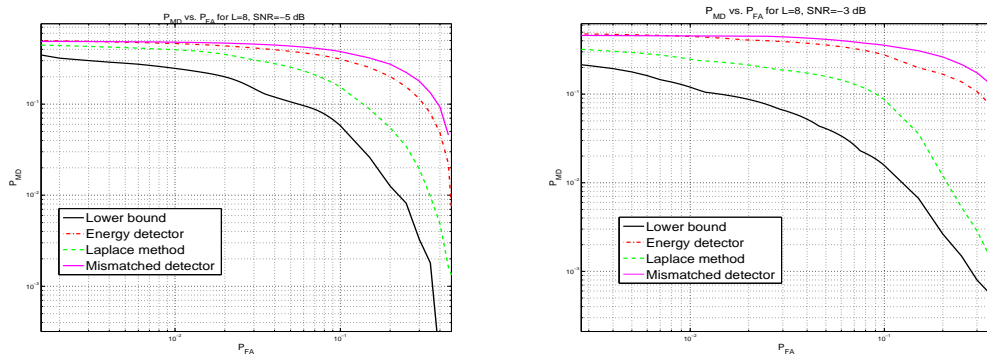


Fig. 3. P_M vs. P_F for $SNR = -5$ dB (left panel) and $SNR = -3$ dB (right panel), for $L = 8$