

Effective phase description of noise-perturbed and noise-induced oscillations

Justus T. C. Schwabedal* and Arkady Pikovsky

Department of Physics and Astronomy, Potsdam University, 14476 Potsdam, Germany

An effective description of a general class of stochastic phase oscillators is presented. For this, the effective phase velocity is defined either by invariant probability density or via first passage times. While the first approach exhibits correct frequency and distribution density, the second one yields proper phase resetting curves. Their discrepancy is most pronounced for noise-induced oscillations and is related to non-monotonicity of the phase fluctuations.

GENERAL INTRODUCTION

The phase is a theoretical concept lying at the heart of description of oscillatory dynamics. In a physical context a periodic phase variable provides a simplified description of self-sustained oscillations shown by natural, synthetic or mathematical systems in their state space [1, 2]. The phase description contains many characterizing physical properties associated to oscillatory motion as for example frequency and regularity of oscillations. Most importantly, smooth or impulsive coupling of interacting oscillators may be formulated in terms of phase dynamics [1, 3, 4].

Irregular features, interpreted as noise, may be present in oscillations. In many situations noise can be treated as a perturbation to oscillatory dynamics. In this case one can start with the phase description of noiseless oscillations, and consider noise as a perturbation. However, noise may be substantial in the sense that it induces oscillations in the system which would equilibrate otherwise. Such noise-induced oscillations may be quite coherent disguising the underlying systems excitable nature. Therefore, it may not be possible to distinguish between the two cases in an experimental setup unless noise may be eliminated.

Despite of evident similarities between noise-perturbed and noise-induced oscillations, a phase description of noise-induced oscillations cannot be obtained through standard perturbative procedures, because in the noise-free situation there is no dynamics. Recently, this problem was addressed by an effective description, where noise-induced oscillations driven by an external periodic force could be characterized in a genuine way [5]. It was seen, that the effective phase model relies on an average concept of speed given by the current velocity [6].

The goal of this paper is to generalize the method of [5]. For this, we show that an alternative effective phase model is possible, and compare the two approaches. After a summary of well-known dynamical properties of stochastic phase oscillators in the next section, we outline the current model of effective phase theory for a single oscillator (Section). Hereon, an alternative model based on first passage times is presented in Section modeling other aspects of stochastic dynamics. In Section , mathematical aspects of the theory in its limiting cases for small

and large noise are discussed highlighting differences and similarities of the effective phase models. A special emphasis is put on the description of noise-induced oscillations in these limits. In Section , phase resetting curves of stochastic phase oscillators and their relation to the first passage model of effective phase theory are described.

STOCHASTIC PHASE OSCILLATORS AND THEIR EFFECTIVE DESCRIPTION

Our basic model is a stochastic phase oscillator. It is described by a 2π -periodic random process θ , called *protophase*, that obeys the Langevin dynamics

$$\dot{\theta}(t) = h(\theta(t)) + g(\theta(t))\xi(t), \quad (1)$$

where $\xi(t)$ is δ -correlated Gaussian noise $\langle \xi(t)\xi(t') \rangle = 2\delta(t - t')$. A well-known example showing most prominent features of stochastic oscillations is the theta model [7]

$$\dot{\theta}(t) = a + \cos \theta + \sigma \xi(t). \quad (2)$$

For $|a| < 1$, it shows noise-induced oscillations which remain also in the deterministic limit $\sigma^2 \rightarrow 0$, while for $|a| > 1$ oscillations are noise-perturbed and they persist also for vanishing noise.

For the stochastic phase oscillator introduced above, most relevant quantities are accessible analytically. The probability density $P(\theta)$ is governed by the Fokker-Planck equation associated to equation (1) given by

$$\partial_t P = -\partial_\theta [hP] + \partial_\theta [g\partial_\theta [gP]] = -\partial_\theta J. \quad (3)$$

For stationary probability density, the *probability flux* J is constant and we obtain the simpler equation

$$J = hP - g\partial_\theta [gP]. \quad (4)$$

This equation has the well-known solution [8]

$$P(\theta) = C \int_\theta^{2\pi+\theta} \frac{d\psi}{g(\theta)g(\psi)} e^{-\int_\theta^\psi \frac{h(\varphi)}{g^2(\varphi)} d\varphi}, \quad (5)$$

where C is a *normalization constant* ensuring $\int_0^{2\pi} P(\theta) d\theta = 1$. As illustrated in Fig. 1, probability density becomes singular for vanishing noise if oscillations are noise-induced.

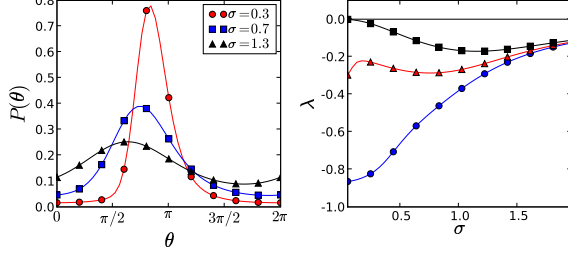


FIG. 1. Left: Probability density (5) of the theta-model for $a = 0.9$ and values of σ as indicated. Right: Lyapunov exponent (9) of theta-model as a function of σ for $a = 0.5$ (blue circles), $a = 0.95$ (red triangles), and $a = 1.5$ (black squares).

Among the traditional quantities of stochastic phase oscillators are the mean frequency and diffusion coefficient

$$\omega = \lim_{t \rightarrow \infty} \frac{\langle \theta(t) \rangle}{t}, \text{ and } D = \lim_{t \rightarrow \infty} \frac{\langle [\theta(t) - \omega t]^2 \rangle}{2t}, \quad (6)$$

which actually are properties of the point process $n(t)$ counting the number of rotations of $\theta(t)$. They are expressed in terms of $h(\theta)$ and $g(\theta)$ through the well-known formulas [8, 9]

$$\omega = 2\pi J = 2\pi C \left[1 - e^{-\int_0^{2\pi} \frac{h(\varphi)}{g^2(\varphi)} d\varphi} \right], \text{ and} \quad (7)$$

$$D = \frac{\frac{1}{2\pi} \int_0^{2\pi} \frac{d\psi}{g(\psi)} \left[\int_{\psi-2\pi}^{\psi} \frac{d\varphi}{g(\varphi)} \rho(\varphi, \psi) \right]^2 \int_{\psi}^{\psi+2\pi} \frac{d\varphi}{g(\varphi)} \rho(\psi, \varphi)}{\left[\frac{1}{2\pi} \int_0^{2\pi} \frac{d\psi}{g(\psi)} \int_{\psi-2\pi}^{\psi} \frac{2d\varphi}{g(\varphi)} \rho(\varphi, \psi) \right]^3}, \quad (8)$$

where $\rho(\theta, \varphi) = \exp \left[-\int_{\theta}^{\varphi} \frac{h(\eta)}{g^2(\eta)} d\eta \right]$. For noise-induced oscillations the mean frequency converges to zero in the limit of vanishing noise, as shown in the left plot of Fig. 2. In the large noise limit $\sigma^2 \rightarrow \infty$ the mean frequency converges to a finite value for additive noise, which will be shown in a general setup in section . The quotient of diffusion coefficient and mean frequency is a measure for decoherence of oscillations (right plot). For noise-induced oscillations, the well-known effect of coherence resonance is observable where decoherence decreases for increasing noise amplitude (red triangles and blue circles) [10]. The effect is not observable for noise-perturbed oscillations (black squares).

Another interesting quantity that characterizes phase oscillations is Lyapunov exponent λ associated to noise. It quantifies whether oscillators under the influence of the same noise representation $\xi(t)$ will synchronize by stochasticity. For oscillator (1) it is computed by

$$\lambda = \langle h'(\theta) + g''(\theta)g(\theta) \rangle. \quad (9)$$

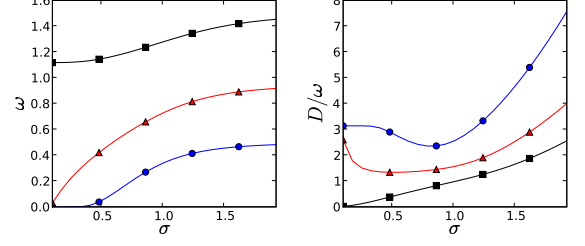


FIG. 2. Mean frequency (7) in left plot, and quotient of diffusion coefficient (8) and mean frequency in right plot of the θ -model as functions of σ for $a = 0.5$ (blue circles), $a = 0.95$ (red triangles), and $a = 1.5$ (black squares).

For oscillators under the influence by additive noise like the theta model, λ vanishes in the limit $\sigma^2 \rightarrow \infty$. For small noise there are three cases as exemplified in figure (2). For a noise-perturbed oscillator (black squares) the Lyapunov exponent goes to zero as $\lambda \propto -\Gamma$ [11]. For excitable oscillators (red triangles and blue circles) it converges to a finite negative value dependent on the quantitative stability of their fixed point. For these, there arises yet the special case where λ shows a local minimum as a function of σ (red triangles) which somehow resembles the noise-perturbed case.

As we have seen, phase dynamics of noise-induced oscillators can be quite close to that of periodic ones, what suggests a purely deterministic phase equation of the type

$$\dot{\theta} = F(\theta), \quad (10)$$

for a theoretical description to be possible. Generally, one cannot set $F(\theta) = h(\theta)$ by taking the deterministic part of the Langevin model (1), as $h(\theta)$ may have zeros and thus θ would be non-oscillating. Instead, we have to construct an *effective phase model* using some criteria to determine F . Generally, we demand that the effective phase model of type (10) represent as many characteristic properties of stochastic phase oscillators as possible. In [5], one approach was proposed that allowed for a construction of an effective phase model with the same mean frequency (i) (equivalently, the same mean period) and distribution density (ii) as the stochastic phase oscillator. Without violating these conditions, the diffusion coefficient (iii) could be modeled, too, by adding noise to (10) in a certain way. Drawing a more general framework, we will present in the next two sections the effective phase model from [5] and another effective phase model based on first passage times in a coherent way. Roughly, the difference of these models is in the definitions of the mean velocity. Given an interval of length $\Delta\theta$, velocity can be measured as the quotient of $\Delta\theta$ and the mean time Δt , that $\theta(t)$ spends in this interval. This leads exactly to an effective phase description as presented in [5]. Alternatively, velocity can be measured as the quotient of $\Delta\theta$

and the mean time taken to reach the opposite boundary of the interval, leading to the concept of *first passage velocity*. For deterministic phase oscillators the two definitions of velocity coincide, whereas for oscillations driven by a random force there is a difference, which is especially pronounced for oscillations that are noise-induced.

CURRENT MODEL OF EFFECTIVE PHASE DYNAMICS

We start by constructing the deterministic phase equation for the *current model*

$$\dot{\theta} = H(\theta) , \quad (11)$$

by using the notion of speed based on the mean time that the stochastic phase oscillator (1) spends in an interval $[\theta, \theta + d\theta]$. This time is defined according to the invariant probability density $dt = Pd\theta/J$. It follows, that the *current velocity* H is given by

$$H(\theta) = \frac{Jd\theta}{P(\theta)d\theta} = \frac{\omega}{2\pi P(\theta)} . \quad (12)$$

This leads to the same effective model introduced in [5]. Model (11) obeys conditions (i)[preservation of the mean frequency] and (ii) [preservation of the probability density] because it fulfills the stationary Liouville equation for $P(\theta)$ and it shows correct period T as seen by

$$-\partial_{\theta} [H(\theta)P(\theta)] = 0 , \text{ and } \int_0^{2\pi} \frac{d\theta}{H(\theta)} = T .$$

In Fig. 3 we compare time series of oscillator (2) and its current model (11). Although the stochastic components are missing in the effective model, the observed dynamics is comparable.

The current velocity $H(\theta)$ can be expressed in terms of $h(\theta)$ and $g(\theta)$. For this, equation (4) is divided by P , and the result is compared to equation (12) yielding

$$H(\theta) = h(\theta) - \frac{1}{2} [g^2(\theta)]' - g^2(\theta) [\ln P(\theta)]' = h(\theta) - u(\theta) . \quad (13)$$

It consists of the deterministic contribution $h(\theta)$ and an osmotic contribution $u(\theta)$, that is especially pronounced for the noise-induced oscillations in the theta model (Fig. 3 bottom panel). The current velocity corresponds to the point-wise average of central differences [12]. Therefore, it may be constructed from an observed (e.g., experimentally) time series $\theta_n = \theta(n\Delta t)$ by a simple averaging procedure

$$H(\theta) \approx \frac{\langle \theta_{n+1} - \theta_{n-1} \rangle}{2\Delta t} \Big|_{\theta_n = \theta} . \quad (14)$$

Having constructed the current model, we can transform the protophase θ to a uniformly rotating phase variable φ , that describes oscillations in an invariant way. It

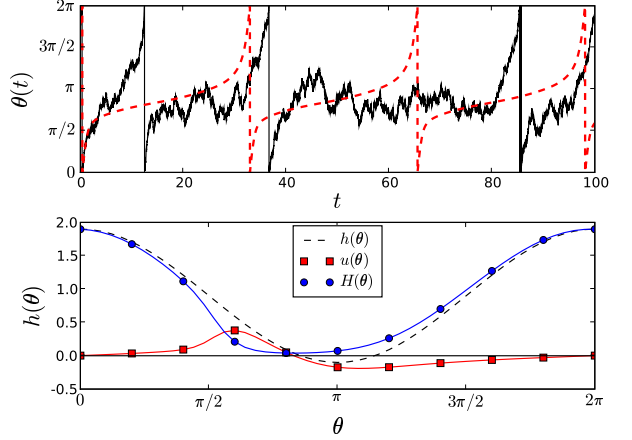


FIG. 3. Current model (11) has dynamics $\theta(t)$ strongly resembling that of the theta model (2), here at $a = 0.9$ and $\sigma = 0.3$ (top). For noise-induced oscillations the osmotic contribution $u(\theta)$ to current velocity (13) is non-negligible and accounts for its strict positivity.

has simple properties

$$\dot{\varphi} = \omega ; \quad P(\varphi) = \frac{1}{2\pi} . \quad (15)$$

As it can be easily checked, the nonlinear transformation $\theta \rightarrow \varphi$ is given by

$$\varphi = S(\theta) = 2\pi \int_0^{\theta} P(\theta') d\theta' . \quad (16)$$

With the transformation, coordinate dependent differences in the protophase $\Delta\theta = \theta_2 - \theta_1$ can be transformed to invariant differences in the phase given by

$$\Delta\varphi = S(\theta_2) - S(\theta_1) = 2\pi \int_{\theta_1}^{\theta_2} P(\theta) d\theta . \quad (17)$$

Given a set of data $\theta_n = \theta(n\Delta t)$ containing N data points, transformation can be obtained numerically as in [3]. If one is not interested in the transformation $S(\theta)$ but in the transformed data $\varphi_n = S(\theta_n)$ only, one may alternatively evaluate

$$\varphi_n = \frac{2\pi}{N} \sum_{l=0}^{N-1} \Theta(\theta_n - \theta_l) , \quad (18)$$

which is implemented quickly by sorting (Θ is the Heaviside function).

It was also shown in [5], that simultaneously to the mean period and the probability density, phase diffusion may be modeled. For this, δ -correlated noise $\eta(t)$ is added to the invariant phase dynamics (15) with noise intensity \sqrt{D} leading to

$$\dot{\varphi} = \omega + \sqrt{D}\eta(t) . \quad (19)$$

Now, φ has a diffusion constant D while preserving uniform density and mean frequency ω . Therefore, application of the inverse transformation $\theta = S^{-1}(\varphi)$ gives us the stochastic current model

$$\dot{\theta} = H(\theta) + \frac{\sqrt{D}}{\omega} H(\theta) \eta(t) , \quad (20)$$

that fulfills conditions (i) and (ii) for any value of D . It may be chosen freely, and we chose it uniquely from condition (iii): Diffusion coefficients of stochastic current model (20) and stochastic phase oscillator (1), should be equal. This condition is fulfilled if diffusion coefficient (8) is used for D .

PASSAGE TIME MODEL OF EFFECTIVE PHASE DYNAMICS

As an alternative to the current model outlined in last section, a velocity based on first passage time statistics of oscillator (1) shall lead us to a *first passage model*

$$\dot{\theta} = N(\theta) . \quad (21)$$

To determine $\dot{\theta} \approx \frac{\Delta\theta}{\Delta t}$ we interpret Δt as the first passage time of passing interval $\Delta\theta$. More precisely, the *first passage velocity* is constructed using the mean first passage time $T(\alpha, \beta)$ which it takes for $\theta(t)$ to reach a boundary $\beta > \alpha$ starting at α . We get

$$\frac{1}{N(\theta)} = \frac{dt}{d\theta} = \lim_{\varepsilon \rightarrow 0} \frac{T(\theta, \theta + \varepsilon) - T(\theta, \theta)}{\varepsilon} = \partial_\beta T(\theta, \theta) . \quad (22)$$

It fulfills condition that the mean frequency of (21) should be equal to the mean frequency of the oscillations, because the mean period T is nothing else as $T(\theta, 2\pi + \theta)$ and therefore $\int_0^{2\pi} d\theta / N(\theta) = T$. However, the condition (ii) above [density in the effective model is equal to the density of stochastic oscillations] is generally not fulfilled, as will be shown next.

The distribution density of model (21), which we will call *first passage density*, is given by

$$R(\theta) = \frac{\omega}{2\pi N(\theta)} . \quad (23)$$

In order to derive an equation for $R(\theta)$, an equation for the mean first passage time has to be established [8]. Consider Fokker-Planck equation (3), with the sharp initial condition $P(\theta, 0) = \delta(\theta - \alpha)$. In this case equation (3) describes the conditional probability $P(\theta, t|\alpha, 0)$. The boundary conditions

$$P(-\infty, t|\alpha, 0) = P(\beta, t|\alpha, 0) = 0 , \quad (24)$$

are introduced, which correspond to the fact that trajectories starting at $\theta(0) = \alpha$ should only be considered as long as they do not reach boundary β . Now, P has to

be reinterpreted since the normalization condition does not hold anymore. The *no-passage probability* $G(\alpha, t)$ is defined as the probability that at time t boundary β is not reached when starting at α . It is defined as

$$G(\alpha, t) = \int_{-\infty}^{\beta} P(\theta', t|\alpha, 0) d\theta' . \quad (25)$$

By a backward-Kolmogorov expansion of the Markovian transition probability P it is derived [8] that G obeys

$$\partial_t G = h(\alpha) \partial_\alpha G + g(\alpha) \partial_\alpha [g(\alpha) \partial_\alpha G] . \quad (26)$$

For $t \in [0, \infty)$ and $\alpha < \beta$, a distribution density for random first passage times is given by $g(\alpha, t) = -\partial_t G$. With respect to it, the mean first passage time is given by

$$T(\alpha, \beta) = \langle t \rangle = \int_0^\infty G(\alpha, t') dt' . \quad (27)$$

Integrating equation (26) over positive times one obtains an equation for the mean first passage time

$$-1 = h \partial_\alpha T + g \partial_\alpha [g \partial_\alpha T] . \quad (28)$$

Because $\partial_\beta T(\theta, \theta) = -\partial_\alpha T(\theta, \theta) = 1/N(\theta)$, equation (28) may be rewritten for the first passage density $R(\theta)$ as

$$J = hR + g \partial_\theta [gR] , \quad (29)$$

solved by

$$R(\theta) = C \int_{\theta-2\pi}^{\theta} \frac{d\psi}{g(\theta)g(\psi)} e^{-\int_{\psi}^{\theta} \frac{h(\varphi)}{g^2(\varphi)} d\varphi} , \quad (30)$$

with a normalization constant C , and $J = \omega/2\pi$. Note that, equation (29) is similar to (4), but has an opposite sign of the second term. It provides an easy to handle analytic formula for the first passage velocity $N(\theta)$.

The passage time density has a direct meaning for the stochastic protophase $\theta(t)$, as we will explain in the following. Let t_n be the times of first passage, for which $\theta(t < t_n) < \theta(t_n)$ holds. This is illustrated in left panel of Fig. 4 where realization $\theta(t)$ and point process $\theta_n = \theta(t_n)$ are counterposed. Because of the Markov property, θ_n gives the starting point for a measurement of passage time ending when $\theta(t)$ reaches $\theta_{n+1} = \theta_n + d\theta$. Although the trajectory of corresponding time segment $\theta(t_n < t < t_{n+1})$ lies in the whole region $\theta < \theta_{n+1}$, for the first passage density $R(\theta)$ it is attributed to the interval $\theta_n < \theta < \theta_{n+1}$. So, in fact $R(\theta)$ is the density of the *envelope* of the stochastic protophase $\theta(t)$, shown as a red bold line in Fig. 4. As shown in the right panel, the probability density $P(\theta)$ and the first passage density $R(\theta)$ can be quite different. The fact that $R(\theta)$ is probability density of the envelope of $\theta(t)$ can be used for a

numerical reconstruction from data, as it is shown later in this section.

We would like to mention here that going from the stochastic protophase $\theta(t)$ to its envelope, we achieve a monotonically growing protophase. Indeed, phase is often understood as a strictly monotonic variable, in some sense a "replacement" for a time variable. For a stochastic oscillator one often observes "reverse" variations. Thus, taking the envelope is a natural way to restore a monotonic function of time.

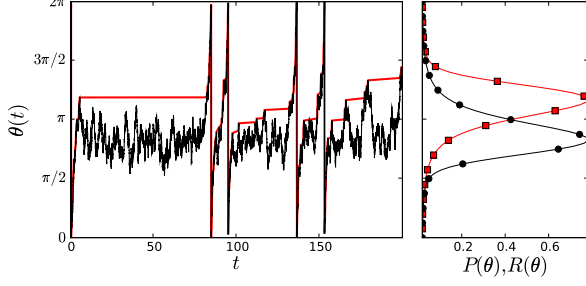


FIG. 4. Protophase $\theta(t)$ (black line) of theta model (2) and its envelope (red thick line) have similar long term dynamics (left plot), but their distribution densities $P(\theta)$ (black circles) and $R(\theta)$ (red squares) are different, especially for noise-induced oscillations, shown at parameters $a = 0.9$ and $\sigma = 0.3$.

The first passage model (21) provides effective phase dynamics alternative to the current model. It fulfills condition (i) in that it shows the same mean frequency as oscillator (1), but instead of modeling probability density (ii), preserves first passage density (iib), which is for deterministic oscillators equal to distribution density. In Fig. 5, first passage (blue circles) and current velocity (red squares) are counterposed for theta models (2), for cases of noise-induced (top panel) and noise-perturbed oscillations (bottom panel). In the latter $N(\theta)$ and $H(\theta)$ coincide for vanishing noise, whereas for noise-induced oscillations the difference widens.

In the numerical example, current and first passage velocities are mapped to each other by mirror symmetry. This is due to the fact that both h and g are symmetric in the theta model. For a stochastic phase oscillator with symmetric h and g , the transformation $\theta \rightarrow -\theta$ transforms equation (29) in (4). Their solutions are mapped to each other too. Therefore, symmetry of h and g implies $N(\theta) = H(-\theta)$, as observed in Fig. 5.

For the first passage model, a uniformly rotating phase variable is constructed by the transformation

$$\psi = Z(\theta) = 2\pi \int_0^\theta R(\theta') d\theta' . \quad (31)$$

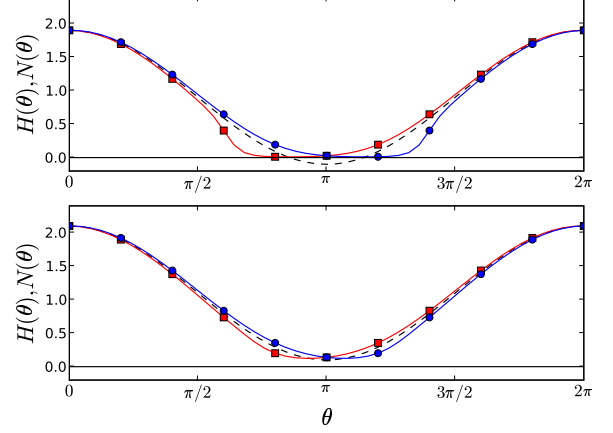


FIG. 5. Current velocity (12) (red squares) and first passage velocity (22) (blue circles) for the theta model (2) differ essentially, for both noise-induced at $a = 0.9$ (top plot), and noise-perturbed at $a = 1.1$ (bottom plot) oscillations. Noise amplitude is $\sigma = 0.2$. The difference in effective velocities is especially pronounced for noise-induced oscillations and does not disappear for small σ^2 .

Again, differences in protophase $\theta_2 - \theta_1$ can be transformed to differences in phase by

$$\Delta\psi = Z(\theta_2) - Z(\theta_1) = 2\pi \int_{\theta_1}^{\theta_2} R(\theta) d\theta . \quad (32)$$

As for the current model, noise may then be taken into account by

$$\dot{\theta} = N(\theta) + \frac{\sqrt{D}}{\omega} N(\theta) \eta(t) . \quad (33)$$

This stochastic first passage model fulfills conditions (i), (iib), and (iii). However, it does not fulfill condition (ii), as its probability density is $R(\theta) \neq P(\theta)$. Therefore, an application of transformation (31) to the stochastic variable $\theta(t)$ does not lead to a uniformly distributed phase $\psi(t)$ as in equation (15).

The fact, that $R(\theta)$ is the probability density of the envelope of a realization $\theta(t)$, can be used to obtain transformation $Z(\theta)$ from a dataset $\theta(n\Delta t)$. The envelope of data has to be constructed. For this, we need to find the times of first passages t_n for which data has a history that is strictly smaller, i. e. $\theta(j\Delta t < t_n) < \theta(t_n)$. At these first passages $\theta_n = \theta(t_n)$, transformation (31) is estimated by formula

$$\psi_n = Z(\theta_n) = \frac{2\pi}{T} \sum_{\theta_j < \theta_n} t_j - t_{j-1} . \quad (34)$$

To find the transformation on the whole domain one can proceed by an appropriate interpolation of $Z(\theta_n)$ as for example smoothing splines. Note, that equation (34)

gives a biased estimator. This can be fixed by inserting a central difference scheme $(t_{j+1} - t_{j-1})/2$.

ASYMPTOTIC PROPERTIES

Singular perturbation for small noise

In the Fokker-Planck equation (3), noise amplitude $g(\theta)$ appears in front of the derivative with highest order in θ . Therefore, a perturbation expansion in $g(\theta)$ for a deterministic approximation of dynamics (1) might be singular. For an oscillator with additive noise

$$\dot{\theta} = h(\theta) + \sigma \xi(t), \quad (35)$$

we show that perturbation expansion becomes singular if oscillations are noise-induced. We discuss the case in which the approximation of dynamics (1) should model the distribution density of oscillator (35). The singularity that arises in the limit $\sigma \rightarrow 0$ is discussed by perturbation expansion starting from $\sigma = 0$, and starting from $\sigma > 0$ by effective phase theory. For the latter, current model (11) is used.

For $\sigma = 0$, our considerations start with the arbitrary model $\dot{\theta} = h(\theta)$ for oscillator (35). Suppose, it shows noise-perturbed oscillations, i. e. $h(\theta)$ strictly positive. Then, the distribution density of arbitrary model gives a proper zeroth order approximation to the probability density

$$P(\theta) = \frac{C}{h(\theta)} + \mathcal{O}(\sigma).$$

Better approximations can be obtained analytically by Taylor expansion of $P(\theta)$. On the other hand, oscillator (35) may show noise-induced oscillations, for which we impose without loss of generality that $h(\theta)$ shows two zero crossings. Then, the model has a stable fixed point at θ_- , and an unstable at $\theta_+ > \theta_-$, and its distribution density is given by

$$P(\theta) = \delta(\theta - \theta_-) + \mathcal{O}(\sigma), \quad (36)$$

corresponds to the probability density of equation (35). However, higher order terms in σ that should lead to a smooth distribution density must necessarily be singular. It is seen, that perturbation theory becomes singular for noise-induced oscillations. Note, that first passage density also shows a singular limit for noise-induced oscillations, however, not at the stable, but the unstable fixed point. In the above example it is given by

$$R(\theta) = \delta(\theta - \theta_+) + \mathcal{O}(\sigma). \quad (37)$$

On the other hand, first passage density and probability density converge for noise-perturbed oscillations, reflecting the fact that for deterministic self-sustained oscillators the quantities are synonym.

Starting from a current model to oscillator (35) computed at finite σ , another view can be gained on the limit $\sigma \rightarrow 0$. With formula (7) and (12), current velocity corresponding to (35) is given by

$$H(\theta) = \frac{1 - e^{-\frac{r(0, 2\pi)}{\sigma^2}}}{\int_{\theta}^{\theta+2\pi} \frac{d\psi}{\sigma^2} e^{-\frac{r(\theta, \psi)}{\sigma^2}}}, \quad \text{with } r(\theta, \psi) = \int_{\theta}^{\psi} h(\varphi) d\varphi. \quad (38)$$

Let us assume without loss of generality that $r(0, 2\pi)$ is positive. In the limit of small noise, the integral in the denominator of equation (38) is dominated by the minimum of $r(\theta, \psi)$ with respect to ψ . Using the method of stationary phase the zeroth order expansion

$$H(\theta) = \mathcal{O}(\sigma) + \begin{cases} h(\theta) & : \text{if } \operatorname{argmin}_{\psi} [r(\theta, \psi)] = \theta \\ 0 & : \text{elsewhere} \end{cases} \quad (39)$$

is obtained. It can be seen, that the deterministic limit cannot be used at $\sigma = 0$. Surprisingly, small noise limit leads to a vanishing of current velocity in a finite interval around the fixed point θ_- and not just at this point. A similar derivation is possible for first passage velocity, as for example seen by mirror symmetry.

In Fig. 6 the peculiar nature of $H(\theta)$ is illustrated for the theta model. If noise is small, the effective velocity becomes discontinuous for noise-induced oscillations where $|a| < 1$ (right plot), whereas for noise-perturbed oscillations at $|a| \geq 1$, $H(\theta)$ converges to $h(\theta)$ for all θ (left plot).

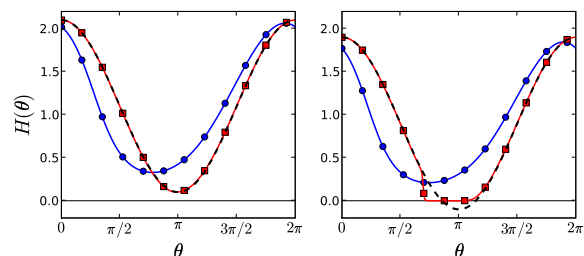


FIG. 6. Effective velocity at small σ (red squares) converges to h (dashed black line) for noise-perturbed oscillations (left plot), but for noise-induced oscillations becomes discontinuous (right plot) as in formula (39). Furthermore, the total area under the curve is independent of σ (formula (42)). Red squares: $\sigma = 0.1$, Blue circles: $\sigma = 0.7$. Parameter a is chosen to be 1.1 (left plot), and 0.9 (right plot).

Estimating frequency for large noise

For large noise, an estimation of frequency can be troublesome when one has to rely on Monte-Carlo simulations. Here, we want to provide a formula that allows for an estimation of frequency at large noise amplitude $\sigma \rightarrow \infty$, when given an effective velocity at arbitrary σ .

In the limit of large noise the probability density becomes uniform. By the definition of, for example, current velocity (12) it is seen that:

$$\lim_{\sigma \rightarrow \infty} I = \lim_{\sigma \rightarrow \infty} \frac{1}{2\pi} \int_0^{2\pi} H(\theta) d\theta = \lim_{\sigma \rightarrow \infty} \omega = \omega_\infty. \quad (40)$$

Now, it is shown that integral I does not depend on σ . Using equation (13), current velocity is represented as $H = h - \sigma^2 [\ln P]'$ which yields for the integral $\partial_{\sigma^2} I = 0$. Therefore, I does not depend on σ , and we have

$$\frac{1}{2\pi} \int_0^{2\pi} H(\theta) d\theta = \omega_\infty, \quad (41)$$

where H may be given for arbitrary noise intensity σ . With equation (39) it can also be verified that

$$\frac{1}{2\pi} \int_0^{2\pi} h(\theta) d\theta = \omega_\infty. \quad (42)$$

For additive noise it is seen that the area under the function $H(\theta)$ is a preserved quantity and equal to $2\pi\omega_\infty$. The same result can be obtained for the first passage velocity, straight-forwardly.

STOCHASTIC PHASE RESETTING

In the realm of phase resetting one is interested in the response of an oscillator to a brief stimulus, a kick, applied to the system at certain protophase α with certain strength and direction \mathbf{k} . The freely rotating period T is compared to the period $T_{\mathbf{k}}(\alpha)$ wherein the kick is applied, by computing the *phase resetting curve* [13]

$$\Delta\psi(\alpha, \mathbf{k}) = 2\pi \frac{T - T_{\mathbf{k}}(\alpha)}{T}. \quad (43)$$

It gives the shift in uniformly rotating phase the oscillator experiences due to the kick. For example equation (17) provides the phase resetting curve of current model (11), whereas (32) provides it for first passage model (21) when for each setting $\theta_2 = \theta_1 + k$. Up to here, quantities appearing in equation (43) are only well-defined for deterministic systems that show limit-cycle oscillations. In this section we extend the applicability of formula (43) to stochastic phase oscillators (cf. [14]) and discuss the results in terms of effective phase theory.

A kick applied at a time t' with scalar strength k representing a brief stimulus is introduced to our stochastic phase oscillator (1) by formula

$$\dot{\theta}(t) = h(\theta(t)) + g(\theta(t))\xi(t) + k\delta(t' - t), \quad (44)$$

Phase resetting is computed by a comparison of the kicked and unkicked stochastic phase oscillator. For this, quantities appearing in formula (43) are interpreted as

follows: Quantity T is given by mean period $T = 2\pi/\omega$ computed for the unkicked oscillator. Quantity $T_{\mathbf{k}}(\alpha)$ is computed for the kicked oscillator as the mean conditional first passage time starting at $\theta = \alpha + k$ (value just after kick), to reach boundary $\theta = \alpha + 2\pi$. Here, the mean shall be taken with respect to noise.

By the above interpretation of formula (43) for kicked stochastic oscillators, phase resetting can be calculated using mean first passage times. From formula (28) it is deduced that $T(\alpha, \beta) + T(\beta, \delta) = T(\alpha, \delta)$. This is related to the Markov property of $\theta(t)$, and it allows us to express mean conditional first passage time as

$$T_{\mathbf{k}}(\alpha) = T - T(\alpha, \alpha + k), \quad (45)$$

For equation (43), it follows $\Delta\psi(\alpha, k) = 2\pi T(\alpha, \alpha + k)/T$. This can be rewritten in terms of R using equation (23) as

$$\Delta\psi(\alpha, k) = 2\pi \int_{\alpha}^{\alpha+k} R(\theta) d\theta. \quad (46)$$

This is the exact formula of phase resetting curve $\Delta\psi(\alpha, k)$ for a general stochastic phase oscillator (1).

It is seen that, phase resetting curve

$$\Delta\varphi(\alpha, k) = \lim_{\varepsilon \rightarrow 0} [\varphi(t' + \varepsilon) - \varphi(t' - \varepsilon)]_{\theta(t')=\alpha} = 2\pi \int_{\alpha}^{\alpha+k} P(\theta) d\theta, \quad (47)$$

derived for the current model does not correspond to that of the stochastic phase oscillator, whereas phase resetting curve

$$\Delta\psi(\alpha, k) = \lim_{\varepsilon \rightarrow 0} [\psi(t' + \varepsilon) - \psi(t' - \varepsilon)]_{\theta(t')=\alpha} = 2\pi \int_{\alpha}^{\alpha+k} P(\theta) d\theta, \quad (48)$$

derived from first passage model (21) yields the correct formula (46). Let us explain why the current model fails. In section , it was seen that current velocity is given by $H(\theta) = J/P$, which leads to the stationary solution (12). However, the stationary state is broken in the phase resetting procedure, where the time evolution of $\theta(t)$ starts from the definite value $\theta = \alpha + k$. Consider for example the moment, right after the resetting, where $P(\theta) = \delta(\theta - \alpha - k)$. The probability flux is calculated by integrating equation (4) and one obtains $J(\alpha) = h(\alpha + k)$. Deviations to the stationary solution (12) are most prominent in the excitable regime where $J(\alpha + k) = h(\alpha + k) < 0$. In this case, the time-dependent current model

$$\dot{\theta} = \frac{J(\theta, t)}{P(\theta, t)}, \quad (49)$$

has non-monotonic dynamics, and therefore does not yield a good phase description.

The failure of current model to predict the correct phase resetting curve is illustrated in figure 7 by noise-induced oscillations of the theta model. For this, 1000 representations starting from $\theta_1 = \theta_+ - 0.2$ (red solid line) and $\theta_2 = \theta_+ + 0.2$ (blue dashed line) were calculated and transformed to uniformly distributed phase $\varphi = S(\theta)$. As before, θ_+ is the unstable fixed point of corresponding arbitrary model. For each group an average over representations was performed to obtain average dynamics $\varphi(t)$. Equation (15) predicts φ to be rotating uniformly. Numerically, it is found however that while asymptotically uniformly rotating, initially $\varphi(t)$ has systematic non-uniformities such that initial phase difference $\Delta\varphi(0) = S(\theta_2) - S(\theta_1)$ widens. Asymptotically, it reaches the value $\Delta\psi = Z(\theta_2) - Z(\theta_1)$ as correctly predicted by stochastic phase resetting (46) and first passage model (48). For the stochastic phase oscillator with initial condition θ_1 with $h(\theta_1) < 0$, it is furthermore seen that $\frac{d}{dt}\langle\varphi\rangle < 0$ initially, as explained above. Performing the same procedure using transformation $\psi = Z(\theta)$ it is confirmed that formula (48) predicts the correct phase resetting curve (see right plot).

CONCLUSIONS

Two useful formulations of effective phase theory are presented, each relying on different definitions of phase velocity. While the concept of time spent on average in an interval leads to current velocity, a definition based on first passage times leads to first passage velocity. For noise-perturbed oscillations, the two velocities converge for vanishing noise, whereas for noise-induced oscillations they don't. Whereas the current model was shown to be useful for a characterization of continuous coupling [5] of stochastic phase oscillators, it was seen in this article, that first passage model gives a correct description of phase resetting.

A natural extension of effective phase theory would be to construct models of two-dimensional oscillators for which a phase variable and a corresponding radius variable may be found. The extension is not straightforward: A deterministic current-type model for higher-dimensional oscillators must have a meaning different from the one-dimensional case, because the correspondence between distribution and probability density (condition (ii)) can not be drawn. Here, also other interesting difficulties arise as described in [15]. On the other hand, it might be possible to construct a first passage-type model exhibiting the correct phase resetting curve. In this sense the approach already implies, that a perturbative approach, as applied in [16], for a construction of a phase resetting curve is expected to be biased.

Together with these issues, it remains unresolved how to construct a theoretical description of a stochastic phase oscillator under the influence of an external force

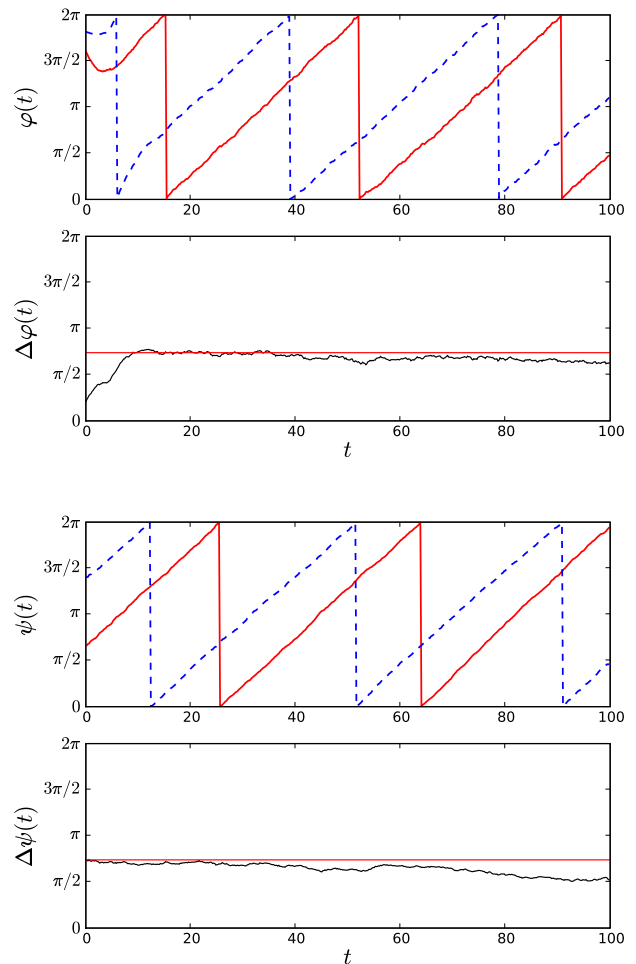


FIG. 7. Dynamics of $\varphi(t) = S(\theta(t))$ and $\psi(t) = Z(\theta(t))$, averaged over 1000 representations starting at two distinct initial conditions $\theta_{1/2} = \theta_+ \pm 0.2$ (top plots, +: blue dashed, -: red solid). Left column confirms that (15) does not hold for the phase resetting. For fixed initial conditions the initial phase difference $\Delta\varphi(0) = S(\theta_2) - S(\theta_1)$ widens (bottom plot, top Fig.) to the value $\Delta\psi = Z(\theta_2) - Z(\theta_1)$ (red horizontal line); for larger times phase difference diffuses away due to insufficient averaging. Right column confirms that equation (48) gives the correct phase resetting curve for stochastic oscillators. The initial phase difference $\Delta\psi(0) = Z(\theta_2) - Z(\theta_1)$ persists (bottom plot, bottom Fig.) at its theoretically predicted value.

consisting of both, a continuous and a pulse-like contribution. Furthermore, we expect the presented work to be useful for a characterization of finite ensembles of oscillators with either continuous or pulse-like coupling.

Acknowledgement The work was supported by DFG via SFB 555 "Complex Nonlinear Processes".

* jschwabedal@googlemail.com

[1] Y. Kuramoto, *Chemical Oscillations, Waves and Turbu-*

- lence* (Springer, Berlin, 1984)
- [2] A. Pikovsky, M. Rosenblum, J. Kurths, *Synchronization. A Universal Concept in Nonlinear Sciences*. (Cambridge University Press, Cambridge, 2001)
 - [3] B. Krallemann, L. Cimponeriu, M. Rosenblum, A. Pikovsky, R. Mrowka, Phys. Rev. E **77**(6), 066205 (2008)
 - [4] S.A. C. C. Canavier, Scholarpedia **2**(4), 1331 (2007)
 - [5] J.T.C. Schwabedal, A. Pikovsky, Phys. Rev. E **81**(4), 046218 (2010)
 - [6] E. Nelson, Phys. Rev. **150**(4), 1079 (1966)
 - [7] G.B. Ermentrout, Scholarpedia **3**(3), 1398 (2008)
 - [8] H.Z. Risken, *The Fokker-Planck Equation* (Springer, Berlin, 1989)
 - [9] P. Reimann, C. Van den Broeck, H. Linke, P. Hanggi, J.M. Rubi, A. Perez-Madrid, Phys. Rev. Lett. **87**(1), 010602 (2001)
 - [10] A.S. Pikovsky, J. Kurths, Phys. Rev. Lett. **78**(5), 775 (1997)
 - [11] D.S. Goldobin, A. Pikovsky, Phys. Rev. E **71**(4), 045201 (2005)
 - [12] W. Just, H. Kantz, M. Ragwitz, F. Schmüser, Europhys. Lett. **62**(1), 28 (2003)
 - [13] C.C. Canavier, Scholarpedia **1**(12), 1332 (2006)
 - [14] B. Ermentrout, D. Saunders, J. Comput. Neuroscience **20**(2), 179 (2006)
 - [15] Z. Guralnik, Chaos **18**, 033114 (2008)
 - [16] K. Yoshimura, K. Arai, Phys. Rev. Lett. **101**, 154101 (2008)