

Making Abstraction Refinement Efficient in Model Checking[★]

Cong Tian and Zhenhua Duan

Institute of Computing Theory & Technology, Xidian University, Xi'an, 710071, P.R. China
{ctian, zhhdian}@mail.xidian.edu.cn

Abstract. Abstraction is one of the most important strategies for dealing with the state space explosion problem in model checking. In the abstract model, although the state space is largely reduced, however, a counterexample found in such a model may not be a real counterexample. And the abstract model needs to be further refined where an NP-hard state separation problem is often involved. In this paper, a novel method is presented by adding extra variables to the abstract model for the refinement. With this method, not only the NP-hard state separation problem is avoided, but also a smaller refined abstract model is obtained.

1 Introduction

Model checking is an important approach for the verification of hardware, software, multi-agent systems, communication protocols, embedded systems and so forth. The term model checking was coined by Clarke and Emerson [1], as well as Sifakis and Queille [2] independently. The earlier model checking algorithms explicitly enumerated the reachable states of the system in order to check the correctness of a given specification. This restricted the capacity of model checkers to systems with a few million states. Since the number of states can grow exponentially in the number of variables, early implementations were only able to handle small designs and did not scale to examples with industrial complexity. To combat this, kinds of methods, such as abstraction, partial order reduction, OBDD, symmetry and bound technique are applied to model checking to reduce the state space for efficient verification. Thanks to these efforts, model checking has been one of the most successful verification approaches which is widely adopted in the industrial community.

Among the techniques for reducing the state space, abstraction is certainly the most important one. Abstraction technique preserves all the behaviors of the concrete system but may introduce behaviors that are not present originally. Thus, if a property (i.e. a temporal logic formula) is satisfied in the abstract model, it will still be satisfied in the concrete model. However, if a property is unsatisfiable in the abstract model, it may still be satisfied in the concrete model, and none of the behaviors that violate the property in the abstract model can be reproduced in the concrete model. In this case, the counterexample is said to be spurious. Thus, when a spurious counterexample is

[★] This research is supported by the NSFC Grant No. 60373103, 60433010, 60873018 and 60910004, DPRPC Grant No. 51315050105, 973 Program Grant No. 2010CB328102 and SRFDP Grant No. 200807010012.

found, the abstraction should be refined in order to eliminate the spurious behaviors. This process is repeated until either a real counterexample is found or the abstract model satisfies the property.

There are many techniques for generating the initial abstraction and refining the abstract models. We follow the counterexample guided abstraction and refinement method proposed by Clarke, etc [5]. With this method, abstraction is performed by selecting a set of variables which are insensitive to the desired property to be invisible. In each iteration, a model checker is employed to check whether or not the abstract model satisfies the desired property. If a counterexample is reported, it is simulated with the concrete model by a SAT solver or checked by other algorithms. Then, if the counterexample is checked to be spurious, a set of invisible variables are made visible to refine the abstract model. With this method, to find the coarsest (or smallest) refined model is NP-hard [3]. Further, it is important to find a small set of variables in order to keep the size of the abstract state space smaller. However, to find the smallest set of variables is also NP-hard [9]. To combat this, Integer Linear Program (ILP) based separation algorithm which outputs the minimal separating set is given [5]. And a polynomial approximation algorithm based on Decision Trees Learning (DTL) is also presented [5]. Moreover, Heuristic-Guided separating algorithms are presented in [8], and evolutionary algorithms are introduced in [9] for the state separation problem. These approximate algorithms are compared with experimental results.

In this paper, we follow the abstract method used in [5,8,9] by selecting some set of variables to be invisible. Then we evaluate the counterexample with Algorithm CHECK-SPURIOUS. When a failure state is achieved, instead of selecting some invisible variables to be visible, extra variables are added to the abstract model for the refinement. With this method, not only the NP-hard state separation problem is avoided, but also a smaller refined abstract model is obtained.

The rest parts of the paper are organized as follows. The next section briefly presents the related work concerning abstraction refinement in model checking. In section 3, the abstraction algorithm is formalized by making insensitive variables invisible. In section 4, by formally defining spurious counterexamples, the algorithm for checking whether or not a counterexample in the abstract model is spurious is presented. Further, the new abstraction refinement algorithm is given. Subsequently, abstraction model checking framework based on the new proposed algorithms is illustrated in section 5. Finally, conclusions are drawn in section 6.

2 Related Work

We focus on the Counter-Example Guided Abstraction Refinement (CEGAR) framework which was first proposed by Kurshan [10]. Recently, some variations of the basic CEGAR were given [5,11,12,13,14,15,16]. Most of them use a model checker and try to get rid of spurious counterexamples to achieve a concrete counterexample or a proof of the desired property.

The closest works to ours are those where the abstract models are obtained by making some of the variables invisible. To the best of our knowledge, this abstraction method was first proposed by Clarke, etc. [5,12]. With their approach, abstraction

is performed by selecting a set of variables (or latches in circuits) to be invisible. In each iteration, a standard Ordered Binary Decision Diagram (OBDD)-based symbolic model checker is used to check whether or not the abstract model satisfies the desired property which is described by a formula in temporal logic. If a counterexample is reported by the model checker, it is simulated with the concrete system by a SAT solver. It tells us that the model is satisfiable if the counterexample is a real one, otherwise, the counterexample is a spurious one and a failure state is found which is the the last state in the longest prefix of the counterexample that is still satisfiable. Subsequently, the failure state is used to refine the abstraction by making some invisible variables visible. With this method, to find the smallest refined model is NP-hard [3]. To combat this, both optimal exponential and approximate polynomial algorithms are given. The first one is done by using an ILP solver which is known to be NP complete; and the second one is based on machine learning approaches.

Some heuristics for refinement variables selection were first presented in [8]. It studied on effective greedy heuristic algorithms on state separation problem. Further, in [6], probabilistic learning approach which utilized the sample learning technique, evolutionary algorithm and effective heuristics were proposed. The performances were illustrated by experiment results.

3 Abstraction Function

As usual, a Kripke structure [4] is used to model a system. Let $V = \{v_1, \dots, v_n\}$ ranging over a finite domain $D \cup \{\perp\}$ be the set of variables involved in a system. For any $v_i \in V$, $1 \leq i \leq n$, a set of the valuations of v_i is defined by,

$$\Sigma_{v_i} = \{v_i = d \mid d \in D \cup \{\perp\}\}$$

where $v_i = \perp$ means v_i is undefined. Further, the set of all the possible states of the system, Σ , is defined by,

$$\Sigma = \Sigma_{v_1} \times \dots \times \Sigma_{v_n}$$

Let AP be the set of propositions. A Kripke structure over AP is a tuple $K = (S, S_0, R, L)$, where $S \subseteq \Sigma$ is the set of states (i.e. a state in S is a valuation of variables in V), $S_0 \subseteq S$ is the set of initial states, $R \subseteq S \times S$ is the transition relation, $L : S \rightarrow 2^{AP}$ is the labeling function. For convenience, $s(v)$ is employed to denote the value of v at state s . A path in a Kripke structure is a sequence of states, $\Pi = s_1, s_2, \dots$, where $s_1 \in S_0$ and $(s_i, s_{i+1}) \in R$ for any $i \geq 1$.

Following the idea given in [5], we separate V into two parts V_V and V_I with $V = V_V \cup V_I$. V_V stands for the set of visible variables while V_I denotes the set of invisible variables. Invisible variables are those that we do not care about and will be ignored when building the abstract model. In the original model $K = (S, S_0, R, L)$, all variables are visible ($V_V = V$, $V_I = \emptyset$). To obtain the abstract model $\hat{K} = (\hat{S}, \hat{S}_0, \hat{R}, \hat{L})$, some variables, e.g. $V_X \subseteq V$, are selected to be invisible ($V_V = V \setminus V_X$, $V_I = V_X$). Thus, the set of all possible states in the abstract model will be:

$$\hat{\Sigma} = \Sigma_{v_1} \times \dots \times \Sigma_{v_k}$$

where $k = |V_V| < n$, and for each $1 \leq i \leq k$, $v_i \in V_V$. That is $\hat{S} \subseteq \hat{\Sigma}$. For a state $s \in S$ and a state $\hat{s} \in \hat{S}$, we say \hat{s} is the projection of s in the abstract model by making V_V visible, denoted by $h(s, V_V)$, iff $s(v) = \hat{s}(v)$ for any $v \in V_V$. Inversely, s is called the origin of \hat{s} , and the set of origins of \hat{s} is denoted by $h^-(\hat{s}, V_V)$.

Therefore, given the original model $K = (S, S_0, R, L)$ and the the selected visible variables V_V , the abstract model $\hat{K} = (\hat{S}, \hat{S}_0, \hat{R}, \hat{L})$ can be obtained by Algorithm ABSTRACT as shown below.

Algorithm 1 : ABSTRACT(K, V_V)

Input: the original model $K = (S, S_0, R, L)$ and a set of selected visible variables V_V

Output: the abstract model $\hat{K} = (\hat{S}, \hat{S}_0, \hat{R}, \hat{L})$

- 1: $\hat{S} = \{\hat{s} \in \hat{\Sigma} \mid \text{there exists } s \in S \text{ such that } h(s, V_V) = \hat{s}\};$
 - 2: $\hat{S}_0 = \{\hat{s} \in \hat{S} \mid \text{there exists } s \in S_0 \text{ such that } h(s, V_V) = \hat{s}\};$
 - 3: $\hat{R} = \{(\hat{s}_1, \hat{s}_2) \mid \hat{s}_1, \hat{s}_2 \in \hat{S}, \text{ and there exist } s_1, s_2 \in S \text{ such that } h(s_1, V_V) = \hat{s}_1, h(s_2, V_V) = \hat{s}_2 \text{ and } (s_1, s_2) \in R\};$
 - 4: $L(\hat{s}) = \bigcup_{s \in S, h(s, V_V) = \hat{s}} L(s);$
 - 5: return $\hat{K} = (\hat{S}, \hat{S}_0, \hat{R}, \hat{L});$
-

Example 1 As illustrated in Figure1, the original model is a Kripke structure with four states. Initially, the system has four variables v_1, v_2, v_3 and v_4 . Assume that v_3 and v_4

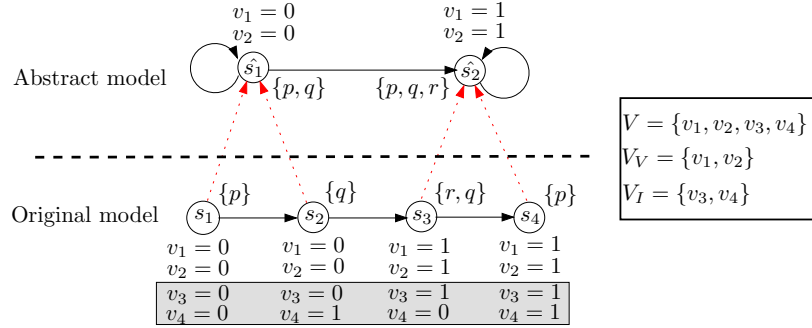


Fig. 1. Abstraction

are selected to be invisible. By Algorithm ABSTRACT, an abstract model with two states is obtained. In the abstract model, \hat{s}_1 is the projection of s_1 and s_2 , while \hat{s}_2 is the projection of s_3 and s_4 . $(\hat{s}_1, \hat{s}_2) \in \hat{R}$ since $(s_2, s_3) \in R$, and $(\hat{s}_1, \hat{s}_1), (\hat{s}_2, \hat{s}_2) \in \hat{R}$ because of $(s_1, s_2), (s_3, s_4) \in R$. \square

4 Refinement

4.1 Why Refining?

It can be observed that the state space is largely reduced in the abstract model. However, when implementing model checking with the abstract model, some reported counterexamples will not be real counterexamples that violate the desired property, since the abstract model contains more paths than the original model. This is further illustrated in the traffic lights controller example given below. The example was first presented in [3].

Example 2 For the traffic light controller in Figure 2, we want to prove $\Box\Diamond(state = stop)$ (any time, the state of the light will be *stop* sometimes in the future). By implementing model checking with the abstract model in the right hand side of Figure 2 where the variable *color* is made invisible, a counterexample, $\hat{s}_1, \hat{s}_2, \hat{s}_2, \hat{s}_2, \dots$ will be

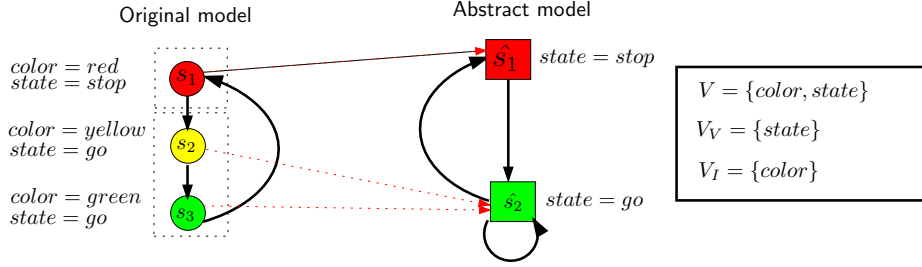


Fig. 2. Traffic Light Controller

reported. However, in the concrete model, such a behavior cannot be found. So, this is not a real counterexample. \square

4.2 Spurious Counterexamples

As pointed in [5,6], a counterexample in the abstract model which does not exist in the concrete model is called a spurious counterexample. To formally define a spurious counterexample, we first introduce failure states. To this end, $In_{\hat{s}_i}^0, In_{\hat{s}_i}^1, \dots, In_{\hat{s}_i}^n$ and $In_{\hat{s}_i}$ are defined first:

$$\begin{aligned}
 In_{\hat{s}_i}^0 &= \{s \mid s \in h^-(\hat{s}_i, V_V), s' \in h^-(\hat{s}_{i-1}, V_V) \text{ and } (s', s) \in R\} \\
 In_{\hat{s}_i}^1 &= \{s \mid s \in h^-(\hat{s}_i, V_V), s' \in In_{\hat{s}_i}^0 \text{ and } (s', s) \in R\} \\
 &\dots \\
 In_{\hat{s}_i}^n &= \{s \mid s \in h^-(\hat{s}_i, V_V), s' \in In_{\hat{s}_i}^{n-1} \text{ and } (s', s) \in R\} \\
 &\dots \\
 In_{\hat{s}_i} &= \bigcup_{i=0}^{\infty} In_{\hat{s}_i}^i
 \end{aligned}$$

Clearly, $In_{\hat{s}_i}^0$ denotes the set of states in $h^-(\hat{s}_i, V_V)$ with inputting edges from the states in $h^-(\hat{s}_{i-1}, V_V)$, and $In_{\hat{s}_i}^1$ stands for the set of states in $h^-(\hat{s}_i, V_V)$ with inputting edges from the states in $In_{\hat{s}_i}^0$, and $In_{\hat{s}_i}^2$ means the set of states in $h^-(\hat{s}_i, V_V)$ with inputting edges from the states in $In_{\hat{s}_i}^1$, and so on. Thus, $In_{\hat{s}_i}$ denotes the set of states in $h^-(\hat{s}_i, V_V)$ that are reachable from some state in $h^-(\hat{s}_{i-1}, V_V)$ as illustrated in the lower gray part in Figure 3. Note that there must exist a natural number n , such that $\bigcup_{i=0}^{n+1} In_{\hat{s}_i}^i = \bigcup_{i=0}^n In_{\hat{s}_i}^i$ since $h^-(\hat{s}_i, V_V)$ is finite. Similarly, $Out_{\hat{s}_i}^0, Out_{\hat{s}_i}^1, \dots, Out_{\hat{s}_i}^n$ and $Out_{\hat{s}_i}$ can also be defined.

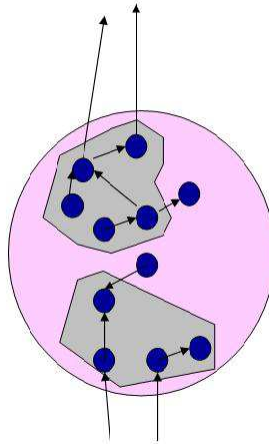


Fig. 3. $In_{\hat{s}_i}$ and $Out_{\hat{s}_i}$

$$\begin{aligned}
 Out_{\hat{s}_i}^0 &= \{s \mid s \in h^-(\hat{s}_i, V_V), s' \in h^-(\hat{s}_{i+1}, V_V) \text{ and } (s, s') \in R\} \\
 Out_{\hat{s}_i}^1 &= \{s \mid s \in h^-(\hat{s}_i, V_V), s' \in Out_{\hat{s}_i}^0 \text{ and } (s, s') \in R\} \\
 &\dots \\
 Out_{\hat{s}_i}^n &= \{s \mid s \in h^-(\hat{s}_i, V_V), s' \in Out_{\hat{s}_i}^{n-1} \text{ and } (s, s') \in R\} \\
 &\dots \\
 Out_{\hat{s}_i} &= \bigcup_{i=0}^{\infty} Out_{\hat{s}_i}^i
 \end{aligned}$$

Where $Out_{\hat{s}_i}^0$ denotes the set of states in $h^-(\hat{s}_i, V_V)$ with outputting edges to the states in $h^-(\hat{s}_{i+1}, V_V)$, and $Out_{\hat{s}_i}^1$ stands for the set of states in $h^-(\hat{s}_i, V_V)$ with outputting edges to the states in $Out_{\hat{s}_i}^0$, and $Out_{\hat{s}_i}^2$ means the set of states in $h^-(\hat{s}_i, V_V)$ with outputting edges to the states in $Out_{\hat{s}_i}^1$, and so on. Thus, $Out_{\hat{s}_i}$ denotes the set of states in $h^-(\hat{s}_i, V_V)$ from which some state in $h^-(\hat{s}_{i+1}, V_V)$ are reachable as depicted in the higher gray part

in Figure 3. Similar to $In_{\hat{s}_i}$, there must exist a natural number n , such that $\bigcup_{i=0}^{n+1} Out_{\hat{s}_i}^i = \bigcup_{i=0}^n Out_{\hat{s}_i}^i$. Accordingly, a failure state can be defined as follows.

Definition 1 (Failure States) A state \hat{s}_i in a counterexample $\hat{\Pi}$ is a failure state if $In_{\hat{s}_i} \neq \emptyset$, $Out_{\hat{s}_i} \neq \emptyset$ and $In_{\hat{s}_i} \cap Out_{\hat{s}_i} = \emptyset$. \square

Further, given a failure state \hat{s}_i in a counterexample $\hat{\Pi}$, the set of the origins of \hat{s}_i , $h^-(\hat{s}_i, V_V)$, is separated into three sets, $\mathcal{D} = In_{\hat{s}_i}$ (the set of dead states), $\mathcal{B} = Out_{\hat{s}_i}$ (the set of bad states) and $\mathcal{I} = h^-(\hat{s}_i) \setminus (\mathcal{D} \cup \mathcal{B})$ (the set of the isolated states). Note that by the definition of failure state, \mathcal{D} and \mathcal{B} cannot be empty sets, while \mathcal{I} may be empty.

Definition 2 (Spurious Counterexamples) A counterexample $\hat{\Pi}$ in an abstract model \hat{K} is spurious if there exists at least one failure state \hat{s}_i in $\hat{\Pi}$. \square

Example 3 Figure 4 shows a spurious counterexample where the state $\hat{3}$ is a failure state. In the set, $h^-(\hat{3}, V_V) = \{7, 8, 9\}$, of the origins of state $\hat{3}$, 9 is a deadend state, 7 is

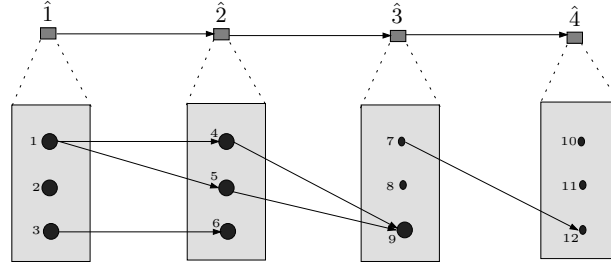


Fig. 4. A Spurious Path

a bad state, and 8 is an isolated state. \square

In [3], Algorithm `SPLITPATH` is presented for checking whether or not a counterexample is spurious. And in [5], a SAT solver is used to check the counterexample. We also present Algorithm `CHECKSPURIOUS` for checking whether or not a counterexample is spurious based on the formal definition of spurious paths. The algorithm takes a counterexample as input and outputs the first failure state as well as \mathcal{D} , \mathcal{B} and \mathcal{I} with respect to the failure state. Note that a counterexample may be a finite path $\langle s_1, s_2, \dots, s_n \rangle$, $n \geq 1$, or an infinite path $\langle s_1, s_2, \dots, (s_i, \dots, s_j)^\omega \rangle$, $1 \leq i \leq j$, with a loop suffix (a suffix produced by a loop). For the finite counterexample, it will be checked directly while for an infinite one, we need only check its finite prefix such as $\langle s_1, s_2, \dots, s_i, \dots, s_j, s_i \rangle$.

Compared with Algorithm `SPLITPATH`, to check whether or not a state \hat{s}_i is a failure state, it only relies on its pre and post states, s_{i-1} and s_{i+1} ; while in Algorithm `CHECKSPURIOUS`, to check state \hat{s}_i , it relies on all states in the prefix, $\hat{s}_1, \dots, s_{i-1}$, of \hat{s}_i . Based on this, to check a periodic infinite counterexample, several repetitions of the periodic parts are needed. In contrast, this can be easily done by checking the finite prefix $\langle s_1, s_2, \dots, s_i, \dots, s_j, s_i \rangle$ by Algorithm `CHECKSPURIOUS`.

Algorithm 2 : CHECKSPURIOUS(\hat{I})

Input: a counterexample $\hat{I} = \langle \hat{s}_1, \hat{s}_2, \dots, \hat{s}_n \rangle$ in the abstract model $\hat{K} = (\hat{S}, \hat{S}_0, \hat{R}, \hat{L})$, and the original model $K = (S, S_0, R, L)$

Output: a failure state s_f , \mathcal{D} , \mathcal{B} and \mathcal{I}

- 1: **Initialization:** $\text{int } i = 2$;
 - 2: **while** $i \leq n - 1$ **do**
 - 3: **if** $\text{In}_{\hat{s}_i} \cap \text{Out}_{\hat{s}_i} \neq \emptyset, i = i + 1$;
 - 4: **else return** $s_f = \hat{s}_i, \mathcal{D} = \text{In}_{\hat{s}_i}, \mathcal{B} = \text{Out}_{\hat{s}_i}$, and $\mathcal{I} = h^-(\hat{s}_i) \setminus (\mathcal{B} \cup \mathcal{D})$; **break**;
 - 5: **end while**
 - 6: **if** $i = n$, **return** \hat{I} is a real counterexample;
-

4.3 Refining Algorithm

When a failure state and the corresponding \mathcal{D} , \mathcal{B} and \mathcal{I} are reported by Algorithm CHECKSPURIOUS, we need further refine the abstract model such that \mathcal{D} and \mathcal{B} are separated into different abstract states. This can be achieved by making a set of invisible variables, $U \subseteq V_I$, visible [5]. With this method, to find the coarsest refined model is NP-hard. Further, to keep the size of the refined abstract state space smaller, it is important to make U as small as possible. However, to find the smallest U is also NP-hard [6]. In [5], an ILP solver is used to obtain the minimal set. However, it is inefficient when the problem size is large, since IPL is an NPC problem. To combat this, several approximate polynomial algorithms are proposed [5,8,9] with non-optimal results. Moreover, even though a coarser refined abstract model may be produced by making U smaller, it is uncertain that the smallest U will induce the coarsest refined abstract model. Motivated by this, a new refinement approach is proposed by adding extra boolean variables to the set of visible variables. With this approach, not only the NP-hard problem can be avoided but also a coarser refined abstract model can be obtained. The basic idea for the refining algorithm is described below.

Assume that a failure state is found with $\mathcal{D} = \{s_1, s_2\}$, $\mathcal{B} = \{s_4\}$ and $\mathcal{I} = \{s_3, s_5\}$ as illustrated in Figure 5 where the abstract model is obtained by making V_{v1} and V_{v2} visible and other variables invisible. To make \mathcal{D} and \mathcal{B} separated into two abstract states, an extra boolean variable B is added to the system with the valuation being 0 at the states in \mathcal{D} , 1 at the state in \mathcal{B} , and \perp at the states in \mathcal{I} and other states. That is $s_1(B) = 0$, $s_2(B) = 0$, $s_4(B) = 1$, and $s_i(B) = \perp$ where $s_i \in S$ and $i \neq 1, 2$, or 4 . Subsequently, by making $V'_V = V_V \cup \{B\}$ and $V'_I = V_I$, the failure state is separated into three states in the refined abstract model as illustrated in Figure 6. Note that, only the failure state is separated into three states, and other states are the same as in the abstract model. Especially, when $\mathcal{I} = \emptyset$, the failure state is separated into two new states.

Therefore, given a failure state s_i (as well as \mathcal{D} , \mathcal{B} and \mathcal{I}) in the abstract model $K = (S, S_0, R, L)$ where $S \subseteq \Sigma = \Sigma_{v1} \times \dots \times \Sigma_{v_n}$ and $V_V = \{v_1, \dots, v_n\}$, to obtain the abstract model $\hat{K} = (\hat{S}, \hat{S}_0, \hat{R}, \hat{L})$, a boolean variable B is added as a visible variable with $s(B) = 0$ if $s \in \mathcal{D}$, $s(B) = 1$ if $s \in \mathcal{B}$, and $s(B) = \perp$ if $s \notin (\mathcal{D} \cup \mathcal{B})$. Thus, the set of all possible states in the refined abstract model will be:

$$\hat{\Sigma} = \Sigma \times \Sigma_B$$

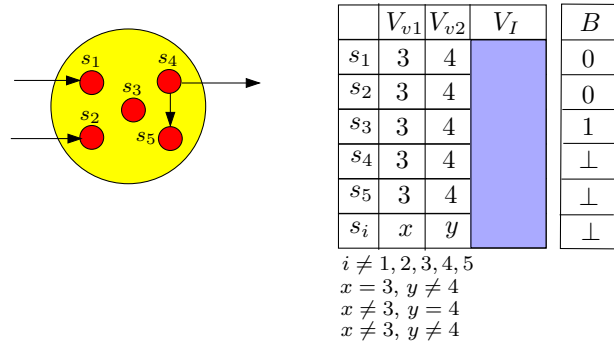


Fig. 5. A Failure State

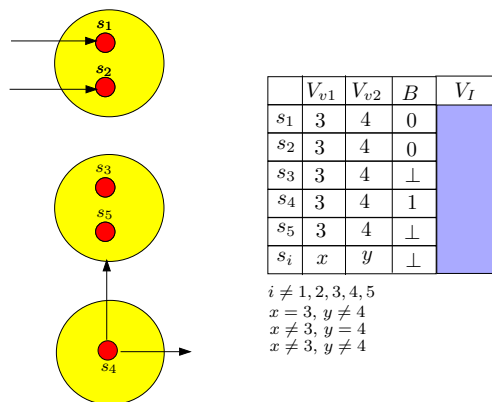


Fig. 6. Refined Abstract States

where $\Sigma_B = \{B = d \mid d \in \{0, 1, \perp\}\}$. Accordingly, the refined abstract model $\hat{K} = (\hat{S}, \hat{S}_0, \hat{R}, \hat{L})$ can be obtained by Algorithm REFINE.

Algorithm 3 : REFINE($K, \mathcal{D}, \mathcal{B}, \mathcal{I}, B$)

Input: the abstract model $K = (S, S_0, R, L)$ with V_V being visible; \mathcal{D} , \mathcal{B} and \mathcal{I} reported by Algorithm CHECKSPURIOUS; the new boolean variable B which will be added

Output: the refined model $\hat{K} = (\hat{S}, \hat{S}_0, \hat{R}, \hat{L})$

- 1: $s(B) = 0$ if $s \in \mathcal{B}$; $s(B) = 1$ if $s \in \mathcal{D}$; $s(B) = \perp$ if $s \notin \mathcal{D} \cup \mathcal{B}$;
 - 2: $\hat{S} = \{\hat{s} \in \hat{\Sigma} \mid \text{there exists } s \in S \text{ such that } h(s, V_V \cup B) = \hat{s}\}$;
 - 3: $\hat{S}_0 = \{\hat{s} \in \hat{S} \mid \text{there exists } s \in S_0 \text{ such that } h(s, V_V \cup B) = \hat{s}\}$;
 - 4: $\hat{R} = \{(\hat{s}_1, \hat{s}_2) \mid \hat{s}_1, \hat{s}_2 \in \hat{S}, \text{ and there exist } s_1, s_2 \in S \text{ such that } h(s_1, V_V \cup B) = \hat{s}_1, h(s_2, V_V \cup B) = \hat{s}_2 \text{ and } (s_1, s_2) \in R\}$;
 - 5: $L(\hat{s}) = \bigcup_{s \in S, h(s, V_V \cup B) = \hat{s}} L(s)$;
 - 6: return $\hat{K} = (\hat{S}, \hat{S}_0, \hat{R}, \hat{L})$;
-

It can be observed that, the new refinement algorithm is linear to the size of the state space, since it only needs to assign to the new added boolean variable at each state. Further, in each iteration, at most two more states are added (only one node is added when \mathcal{I} is empty). With the algorithm by choosing some invisible variable visible, when \mathcal{D} and \mathcal{B} are separated, other nodes (usually a huge number in the real systems in practise) will also be separated. To illustrate the intrinsic property of the new refining algorithm, a simple example is given below.

Example 4 The Kripke structure illustrated in l.h.s of Figure 7 (1) presents an original model where three variables x_1 , x_2 and x_3 are involved. Assume that x_2 and x_3 are insensitive to the property which is expressed in a temporal logic formula. Thus, by making x_2 and x_3 invisible, the abstract model can be obtained by Algorithm ABSTRACT as illustrated in the r.h.s of Figure 7 (1).

Suppose that a counterexample is found by a model checker as depicted in Figure 7 (2). Then, by Algorithm CHECKSPURIOUS, it will report that \hat{s}_2 is a failure state, and $\mathcal{D} = \{s_3\}$, $\mathcal{B} = \{s_4\}$. First, we show the refined abstract models by the method in the related works [5,12,8,9]. The refined abstract model obtained by making x_2 and x_3 visible are illustrated in Figure 8 (1) and (2) respectively. It can be observed that the one by making x_3 visible is the smallest refined model under the method by making some invisible variables visible. Clearly, to find the coarsest refined model, in this way, is an NP-hard problem.

By our method, as depicted in Figure 9, a new boolean variable B is added to the system and made visible. Then the refined abstract model is obtained where only the failure state is separated into two states with other states unchanged. Clearly, the new refining algorithm avoids the NP-hard problem for finding the smallest set of visible variables. Moreover, the new refined abstract model is smaller than the best result produced in the method by further making some invisible variables visible. \square

Clearly, the refined model obtained by Algorithm REFINE is not the smallest one. And the smallest refined abstract model can be easily obtained by assigning the new

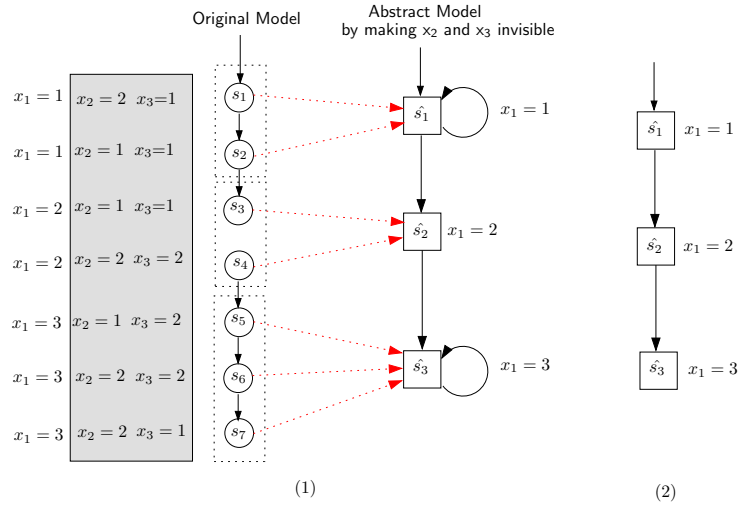


Fig. 7. Abstraction by making x_2 and x_3 invisible

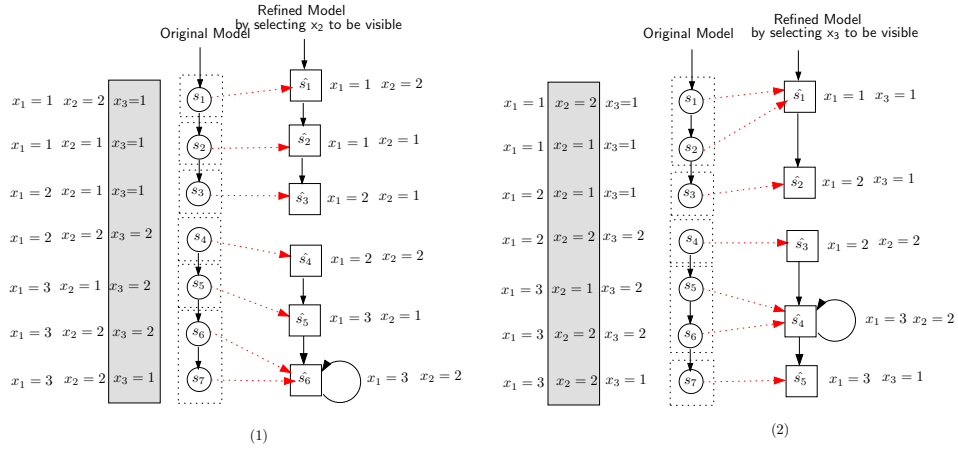


Fig. 8. Refinement by the old algorithm

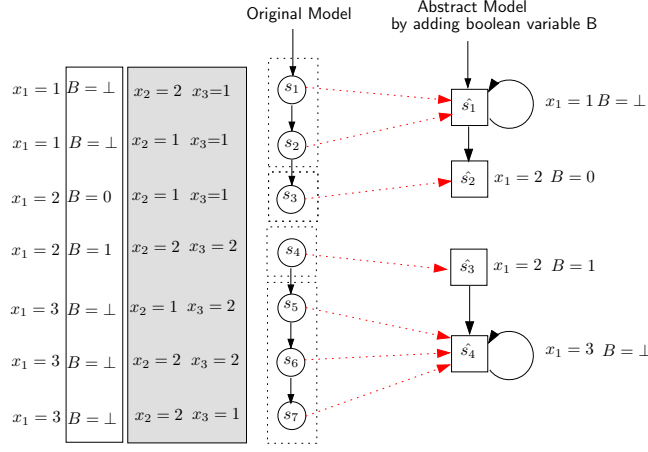


Fig. 9. Refinement by the new algorithm

added variable B by 0 or 1 at the states in \mathcal{I} , i.e. the failure state is separated into $\mathcal{D} \cup \mathcal{I}$ and \mathcal{B} , or \mathcal{D} and $\mathcal{B} \cup \mathcal{I}$. This is intuitively presented in Figure 10. Compared to Algorithm REFINE, only one state is saved in the refinement. However, more iterations will be introduced into the abstract model checking since $\mathcal{D} \cup \mathcal{I}$ or $\mathcal{B} \cup \mathcal{I}$ may be found as a failure state further.

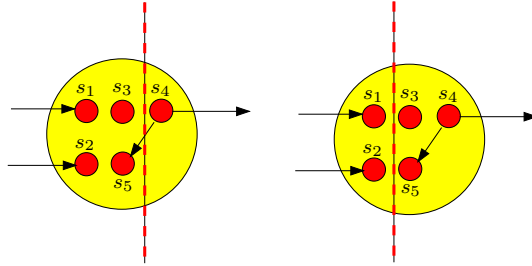


Fig. 10. Smallest refinement

5 Abstract Model Checking Framework

With the new proposed algorithms, the abstract model checking framework is presented. First, the abstract model is obtained by Algorithm ABSTRACT. Then a model checker is employed to check whether or not the abstract model satisfies the desired property. If no errors are found, the model is correct. However, if a counterexample is reported, it is checked by Algorithms CHECKSPURIOUS. If the counterexample is not spurious, it

Algorithm 4 : ABSTRACTMC

Input: A model $K = (S, S_0, R, L)$ in Kripke structure, and a desired property ϕ in temporal logic

Output: a counterexample that violates ϕ

```
1: Initialization:  $int\ i = 1;$ 
2:  $\hat{K} = \text{ABSTRACT}(K, V_I);$ 
3:  $MC(\hat{K}, \phi);$ 
4: while a counterexample  $\hat{I}$  is found do
5:    $\text{CHECKSPURIOUS}(\hat{I});$ 
6:   if  $\hat{I}$  is a real counterexample, return  $\hat{I}$ ; break;
7:   else  $\hat{K} = \text{REFINE}(\hat{K}, \mathcal{D}, \mathcal{B}, \mathcal{I}, B_i); i = i + 1; MC(\hat{K}, \phi);$ 
8: end while
9: if no counterexample is found,  $K$  satisfies  $\phi$ .
```

will be a real counterexample that violates the system; otherwise, the counterexample is spurious, and Algorithm REFINE is used to refine the abstract model by adding a new visible boolean variable B to the system. Then the refined abstract model is checked with the model checker again until either a real counterexample is found or the model is checked to be correct. This process is formally described in Algorithm ABSTRACTMC where a subscript i is used to identify different boolean variables that are added to the system in each refinement process. Initially, i is assigned by 1. After each iteration of Algorithm REFINE, i is increased by 1. Basically, finitely many boolean variables will be added since the systems to be verified with model checking are finite systems.

6 Conclusion

An efficient method for abstraction refinement is given in this paper. With this approach, the NP-hard state separation problem can be avoided, and the smaller refined abstract model can also be obtained. This can improve the abstract based model checking, especially the counterexample guided abstraction refinement model checking. In the near future, the proposed algorithm will be implemented and integrated into the tool CE-GAR. Further, some case studies will be conducted to evaluate the algorithm.

References

1. E.M.CLARKE AND E.A.EMERSON. *Design and synthesis of synchronization skeletons using branching time temporal logic*. In Logic of Programs: Workshop, Yorktown Heights, NY, May 1981, LNCS 131, Springer, 1981.
2. J.P.QUIELLE AND J.SIFAKIS. *Specification and verification of concurrent systems in CESAR*. In Proceedings of the 5th international symposium on programming, pp.337-350, 1981.
3. E.CLARKE, O.GRUMBERG, S.JHA, Y.LU, AND H.VEITH, *Counterexample guided abstraction refinement*, in Proc. 12th Int. Conf. Computer-Aided Verification (CAV00), vol. 1855, E. Emerson and A. Sistla, Eds. New York, 2000.
4. S.A.KRIPKE. *Semantical analysis of modal logic I: normal propositional calculi*, Z. Math. Logik Grund. Math. 9, 67-96, 1963.

5. E.M.Clarke. *Sat Based Counterexample-Guided Abstraction-Refinement*. IEEE Trans. Computer Aided Design, vol.23, no. 7, pp. 1113-1123, July 2004.
6. FEI HE, XIAOYU SONG, WILLIAM N. N. HUNG, MING GU, JIAGUANG SUN. *Integrating Evolutionary Computation with Abstraction Refinement for Model Checking*. IEEE Trans. Computers 59(1): 116-126 (2010)
7. J. RUSHBY. *Integrated formal verification: Using model checking with automated abstraction, invariant generation, and theorem proving*. presented at Theoretical and Practical Aspects of SPIN Model Checking: Proc. 5th and 6th Int. SPIN Workshops. [Online]. Available: cite-seer.nj.nec.com/rushby99integrated.html
8. FEI HE, XIAOYU SONG, MING GU, JIA-GUANG SUN. *Heuristic-Guided Abstraction Refinement*. Comput. J. 52(3): 280-287 (2009)
9. FEI HE, XIAOYU SONG, WILLIAM N. N. HUNG, MING GU, JIAGUANG SUN. *Integrating Evolutionary Computation with Abstraction Refinement for Model Checking*. IEEE Trans. Computers 59(1): 116-126 (2010)
10. R.P.KURSHAN. *Computer Aided Verificaton of Coordinating Processes*. Princeton Univ. Press, 1994.
11. C. WANG, B. LI, H. JIN, G.D. HACHTEL, F. SOMENZI. *Improving Ariadne's Bundle by Following Multiple Threads in Abstraction Refinement*. IEEE Trans. Computer Aided Design, vol. 25, no. 11, pp. 2297-2316, Nov. 2006.
12. E.M. CLARKE, A. GUPTA, J.H. KUKULA, AND O. STRICHMAN. *SAT Based Abstraction-Refinement Using ILP and Machine Learning Techniques*. Proc. Computer-Aided Verification (CAV), E. Brinksma and K.G. Larsen, eds., pp. 265-279, 2002.
13. P. CHAUHAN, E.M. CLARKE, J. KUKULA, S. SAPRA, H. VEITH, AND D. WANG. *Automated Abstraction Refinement for Model Checking Large State Spaces Using SAT Based Conflict Analysis*. Proc. Formal Methods in Computer-Aided Design (FMCAD), 2002.
14. T.A. HENZINGER, R. JHALA, R. MAJUMDAR, AND G. SUTRE. *Lazy Abstraction*. Proc. Symp. Principles of Programming Languages, pp. 58-70, 2002.
15. M. GLUSMAN, G. KAMHI, S. MADOR-HAIM, R. FRAER, M.Y. VARDI. *Multiple-Counterexample Guided Iterative Abstraction Refinement: An Industrial Evaluation*. Proc. Tools and Algorithms for the Construction and Analysis of Systems (TACAS), pp. 176-191, 2003.
16. S.G. GOVINDARAJU, D.L. DILL. *Counterexample-Guided Choice of Projections in Approximate Symbolic Model Checking*. Proc. Intl Conf. Computer-Aided Design (ICCAD), pp. 115-119, 2000.

