

Stimulated emission of terahertz radiation by semiconductor microcavities

K.V. Kavokin,^{1,2} M.A. Kaliteevski,³ R. A. Abram,³ A.V. Kavokin,⁴ S. Sharkova,⁵ and I. A. Shelykh^{6,2,5}

¹*A.F. Ioffe Physical-Technical Institute, 26, Politekhnicheskaya, 194021, St-Petersburg, Russia*

²*International Institute of Physics, Av. Odilon Gomes de Lima, 1772, Capim Macio, 59078-400, Natal, Brazil*

³*Department of Physics, Durham University, Durham DH1 3LE, United Kingdom*

⁴*Physics and Astronomy School, University of Southampton, Highfield, Southampton SO17 1BJ, United Kingdom*

⁵*Academic University, 8/3, Khlopin str., 195220 St-Petersburg, Russia*

⁶*Science Institute, University of Iceland, Dunhagi-3, IS-107, Reykjavik, Iceland*

(Dated: October 31, 2018)

We show that planar semiconductor microcavities in the strong coupling regime can be used as sources of stimulated terahertz (THz) radiation. Emitted THz photons would have a frequency of the splitting of the cavity polariton modes. The optical transition between upper and lower polariton branches is allowed due to mixing of the upper polariton state with one of excited exciton states. This transition is stimulated in the polariton laser regime.

PACS numbers: 78.67.Pt, 78.66.Fd, 78.45.+h

The search for effective terahertz (THz) radiation sources and detectors is one of the important trends of modern applied physics [1, 2]. None of the existing THz emitters universally satisfies the application requirements. For example, the emitters based on nonlinear-optic frequency down-conversion are bulky, expensive, power consuming. Various semiconductor [3] and carbon-based [4, 5] devices based upon intraband optical transitions are compact but have a limited wavelength adjustment range and have a low quantum efficiency. Among the factors which limit efficiency of semiconductor THz sources is the short life-time of involved electronic states (typically, fractions of a nanosecond) compared to a long typical time of spontaneous emission of a THz photon (typically milliseconds). The attempted ways to improve this ratio is the use of the Purcell effect [10–12] in the THz cavities or the cascade effect in quantum cascade lasers [6] (QCL). Nevertheless, till now the QCL in the spectral region about 1THz remain costly, short-living and still show the quantum efficiency of less than 1%. Here we explore the possibility of generating THz radiation by using the stimulated transition between bosonic quantum states formed due to strong light-matter coupling in semiconductor microcavities, namely, exciton polaritons. The quantum efficiency of this source is governed by the population of the final polariton state, which may be tuned in large limits by means of the optical pumping.

In the strong coupling regime in a microcavity [7] the dispersion of the exciton-polaritons is composed by two bands both having minima at zero in-plane wave vector \mathbf{k} . At $\mathbf{k} = 0$, the energy splitting between the two branches approximately equals $\hbar\Omega_R$, where Ω_R is the optical Rabi frequency, the measure of the light-matter coupling strength in a microcavity. Typically, $\hbar\Omega_R$ is of the order of several meV, which makes this system attractive for THz applications. Stimulated scattering of exci-

ton polaritons into the lowest energy state leads to so-called polariton lasing, recently observed in GaAs, CdTe and GaN based microcavities [8, 9]. If the scattering from upper to lower polariton branch was accompanied by emission of THz photons, polariton lasers would emit THz radiation, and this emission would be stimulated by the population of the lowest energy polariton state. However, at the first glance, this process is forbidden: an optical dipole operator cannot directly couple the polariton states formed by the same exciton state.

This obstacle can be overcome if one of the polariton states of interest is mixed with an exciton state of a different parity, say, the e1hh2 exciton state formed by an electron at the lowest energy level in a quantum well (QW) and a heavy hole at the second energy level in the QW. This state is typically a few meV above the exciton ground state e1hh1. By a proper choice of the QW width and exciton-photon detuning in the microcavity it can be brought into resonance with the lowest energy upper polariton state. Being resonant, the two states can be easily hybridised by any weak perturbation, such as e.g. a built in or external electric field. The optical transition between such a hybridised state and the lowest e1hh1 exciton polariton state is allowed.

We consider a model system shown at Fig. 1. It consists of a planar microcavity in the strong coupling regime, placed inside a planar THz cavity, which additionally enhances the rate of the emission of the THz photons. Together with the waveguiding effect of microcavity structure, adding the lateral THz cavity would realize an effective 3d confinement of the THz mode, giving rise to enhancement of spontaneous emission rate via Purcell effect [10–12]. The eigenstates of the system can be obtained from diagonalization of the Hamiltonian matrix, written in the basis of the bright exciton, dark exciton

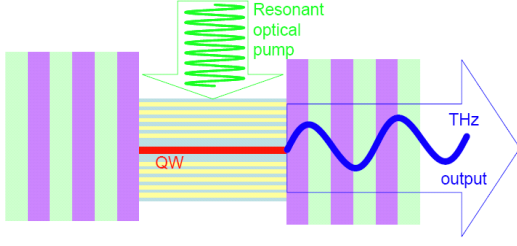


FIG. 1: Scheme of the polariton terahertz emitter (shown not to scale). A planar microcavity is embedded in the lateral terahertz cavity

and cavity photon (see the scheme in Fig. 2).

$$\hat{H} = \begin{pmatrix} E_{1,ex} & \delta_\epsilon/2 & \hbar\Omega_R/2 \\ \delta_\epsilon/2 & E_{2,ex} & 0 \\ \hbar\Omega_R/2 & 0 & E_{ph} \end{pmatrix} \quad (1)$$

where $E_{1,ex}$, $E_{2,ex}$ and E_{ph} are the energies of bright and dark excitons and the cavity photon mode respectively, δ_ϵ is a parameter describing the mixture between bright and dark exciton states due to the electric field ϵ normal to the QW plane, $\delta_\epsilon \approx e\epsilon \int_{-\infty}^{+\infty} u_{hh1}(z)zu_{hh2}(z)dz$ with $u_{hh1}(z)$ and $u_{hh2}(z)$ being the confined wavefunctions of the ground and first excited states of the heavy hole in a QW. One can easily estimate that in order to have δ_ϵ larger than the upper polariton linewidth, which is typically of the order of 0.1 meV, it is enough to apply an electric (piezoelectric) field of 3 kV/cm in a 10 nm-wide quantum well. The diagonalization of the Hamiltonian 1 allows finding the eigenenergies and eigenstates of the system. In the case of $\hbar\Omega_R$, $|E_{ex,2} - E_1 - V_R/2| \ll V_R$ and zero detuning between bright exciton and photon modes ($E_{1,ex} = E_{ph} = E_1$) the latter read:

$$|L\rangle \approx \frac{1}{\sqrt{2}} (|1, ex\rangle + |ph\rangle), \quad (2)$$

$$|U+\rangle \approx \frac{1}{\sqrt{1+b_-^2}} \left[\frac{1}{\sqrt{2}} (|1, ex\rangle - |ph\rangle) + b_- |2, ex\rangle \right] \quad (3)$$

$$|U-\rangle \approx \frac{1}{\sqrt{1+b_+^2}} \left[\frac{1}{\sqrt{2}} (|1, ex\rangle - |ph\rangle) + b_+ |2, ex\rangle \right] \quad (4)$$

with

$$b_\pm = \delta_\epsilon^{-1} \left[E_2 - V_R/2 - E_1 \pm \sqrt{(E_1 + V_R/2 - E_2)^2 + \delta_\epsilon^2} \right]. \quad (5)$$

The indices L , $U+$, $U-$ correspond to the lower polariton branch and two upper branches formed due to the mixture between upper polaritons $|U\rangle = (|1, ex\rangle - |ph\rangle)/\sqrt{2}$ and dark excitons $|2, ex\rangle$. We underline that if $\delta_\epsilon \neq 0$ both upper polariton eigenstates $|U-\rangle$ and $|U+\rangle$ contain fractions of the bright exciton and photon and of the dark exciton. This allows for their direct optical excitation as well as for the radiative transition between the

states $|U_{1,2}\rangle$ and the lower polariton state $|L\rangle$ accompanied by emission of the THz photon. The rate of the spontaneous emission of THz radiation can be estimated from the Planck formula:

$$W_\pm \approx \frac{\omega^3 |d_\pm|^2 n}{3\pi\epsilon_0 \hbar c^3} F_P = W_0 F_P \quad (6)$$

where n is the refractive index of the cavity, and the dipole matrix element of the optical transition with emission of a THz photon in plane of the cavity reads:

$$d_\pm = e\langle U \pm | z | L \rangle \approx \frac{16b_\pm eL_z}{9\pi^2 \sqrt{2(1+b_\pm^2)}}, \quad (7)$$

where the last equality holds for a QW of width L_z with infinite barriers. The term F_P is the Purcell factor, which describes the enhancement of the rate of the spontaneous emission of THz photons due to the presence of the THz cavity. The principal effect of the cavity is to increase the electric field operator by the factor of \sqrt{Q} within the frequency band $\Delta\omega \approx \omega_0/Q$ around the cavity resonance frequency ω_0 , where Q is the quality factor of the cavity [11]. In the case of a narrow spectral width of the electronic oscillator coupled to the cavity, this results in the Purcell formula [10]:

$$F_P = \xi Q, \quad (8)$$

where ξ is a geometric factor inversely proportional to the cavity volume V ($\xi \approx 1$ for $V \approx (\lambda/2)^3$, where λ is the radiation wavelength). In our case, the electronic resonance is broadened due to short lifetimes of the initial (UP) and final (LP) states. Applying the Fermi golden rule to the cavity tuned in resonance with a transition between homogeneously broadened levels characterized by lifetimes τ_i and τ_f yields the following generalization of the Purcell formula:

$$F_P = \xi \left[Q^{-1} + (\omega_0\tau_i)^{-1} + (\omega_0\tau_f)^{-1} \right]^{-1}, \quad (9)$$

One can easily find that, for lifetimes of the electronic states of the order of 10^{-11} s, F_P cannot be made much larger than approximately 50, whatever high is Q . This estimate agrees with experimental results of Ref.12.

Generation of THz emission by a microcavity in the polariton lasing regime is conveniently described by a system of kinetic equations for the upper and lower polariton states and the THz mode. We consider the following experimental situation (see Fig.2): the hybridised upper states are resonantly optically excited. Created in this way polaritons relax to the lower polariton states either directly, emitting THz photons, or via a cascade of $k \neq 0$ states of the lower polariton mode (acoustic phonon assisted relaxation). Considering the degenerate states $|U+\rangle$ and $|U-\rangle$ as a single upper polariton state $|U\rangle$ as well as all $k \neq 0$ states as a single reservoir [13], the rate equations read

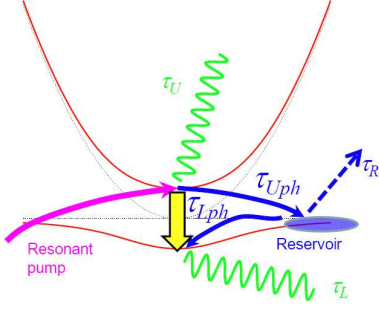


FIG. 2: The scheme illustrating possible transitions in the system. The vertical axis is energy, the horizontal axis is the in-plane wave-vector.

$$\dot{N}_U = P - (\tau_U^{-1} + \tau_{UR}^{-1}) N_U + W [N_L N (N_U + 1) - N_U (N_L + 1) (N + 1)], \quad (10)$$

$$\dot{N}_L = -\tau_L^{-1} N_L + \tau_{LR}^{-1} N_R + W [N_U (N_L + 1) (N + 1) - N_L N (N_U + 1)], \quad (11)$$

$$\dot{N} = -\tau^{-1} N + W [N_U (N_L + 1) (N + 1) - N_L N (N_U + 1)]. \quad (12)$$

$$\dot{N}_R = -\tau_R^{-1} N_R - \tau_{LR}^{-1} N_R (N_L + 1) + \tau_{UR}^{-1} N_U. \quad (13)$$

where N_U, N_L, N_R, N_{THz} are the populations of the upper polariton modes, lower polariton mode, the reservoir of $k \neq 0$ states of the lower polariton mode and the THz photon mode, respectively, $\tau_U, \tau_L, \tau_R, \tau$ are the lifetimes of these states, τ_{UR} and τ_{LR} are the rates of acoustic phonon assisted transitions between the upper polariton mode and the reservoir and between the reservoir and the lowest energy polariton state, respectively, P is the rate of polariton generation in the upper mode due to the optical pump, W is a rate of THz emission given by Eq.6. In the stationary regime, the occupation number of the THz mode can be found from the solution of the above set of equations putting $\dot{N}_U = \dot{N}_L = \dot{N} = \dot{N}_R = 0$.

Figure 3 shows the dependence of the quantum efficiency parameter $\beta = N/P\tau$ on the pumping rate P . The parameters used in this calculation are: $\tau_U = \tau_L = 20ps, \tau_R = 100ps, \tau_{UR} = \tau_{LR} = 10ps, \tau/Q = 10ps, W/F_p = W_0 = 10^{-9}ps^{-1}$. One can see that for the realistic choice of parameters corresponding to the existing polariton lasers [8, 9] the quantum efficiency achieves $\beta = 1 - 1.5\%$. Finally we note that the mechanism of THz emission considered here is qualitatively different from one used in quantum cascade lasers embedded in THz cavities [14]. Effectively, here the THz emission is stimulated by the population of the lowest energy polariton state, which provides quite high quantum efficiency compared with the best commercially available quantum cas-

cade lasers. Semiconductor microcavities in the regime

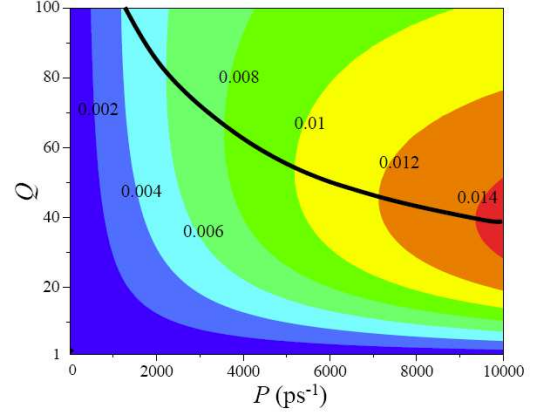


FIG. 3: Quantum efficiency of the terahertz emitter as a function of the pump intensity P and a quality factor of the terahertz cavity Q . Black line shows the dependence of the optimum value of Q on pump intensity.

of polariton lasing may be used as efficient sources of the THz radiation having a quantum efficiency exceeding 1% according to our estimations.

This work was supported by EU projects CLERMONT4 and POLALAS, RFBR grant 10-02-01184a. IAS acknowledges the support from RANNIS "Center of excellence in polaritonics".

-
- [1] D. Dragoman, M. Dragoman, *Progr. in Quant. Electronics* **28**, 1 (2004).
 - [2] G. Davies, E. Lienfield, *Physics World* **17**, 37 (2004).
 - [3] Q. Hu *et al*, *Semicond. Sci. Technol.* **20**, S228 (2005).
 - [4] M.E. Portnoi, O.V. Kibis, M.R. da Costa, *Superlatt. Microstruct.* **43**, 399 (2008).
 - [5] A. R. Wright, J. C. Cao, and C. Zhang, *Phys. Rev. Lett.* **103**, 207401 (2009).
 - [6] R.F. Kazarinov, and R.A. Suris, *Sov. Phys. Semiconductors* **5**, 707 (1971); J. Faist *et al*, *Science*, **264**, 553 (1994); E. Normand *et al*, *Laser Focus World*, **43**, 90 (2007).
 - [7] A.V. Kavokin, J.J. Baumberg, G. Malpuech and F.P. Laussy, *Microcavities*, Oxford University Press, Oxford (2007).
 - [8] D. Bajoni *et al*, *Phys. Rev. Lett.* **100**, 047401 (2008)
 - [9] J. Levrat *et al*, *Phys. Rev. Lett.*, **104**, 166402 (2010).
 - [10] E.M. Purcell, *Phys. Rev.* **69**, 681 (1946)
 - [11] J.-M. Gerard and B. Gayral, *Journ. Lightwave Technol.* **17**, 2089 (1999)
 - [12] Y. Todorov *et al*, *Phys. Rev. Lett.* **99**, 223603 (2007).
 - [13] D.D. Solnyshkov *et al*, *Semiconductors* **41**, 1099 (2007)
 - [14] S. De Liberato and C. Ciuti, *Phys. Rev. Lett.* **102**, 136403 (2009).