

Energy conditions and entropy density of the universe

Wen-Fei Liu^{1,2}, Jing Niu², Juan Li¹, and Tong-Jie Zhang^{2,1a}

¹ College of Physics and Electronic Engineering, Qilu Normal University, Jinan 250200, China

² Department of Astronomy, Beijing Normal University, Beijing 100875, China

Received: date / Revised version: date

Abstract. In the standard Friedmann-Lemaître-Robertson-Walker (FLRW) cosmological model, the energy conditions provides model-independent bounds on the behavior of the distance modulus. However, this method can not provide us the detailed information about the violation between the energy conditions and the observation. In this paper, we present an extended analysis of the energy conditions based upon the entropy density of the universe. On the one hand, we find that these conditions imply that entropy density s depends on Hubble parameter $H(z)$. On the other hand, we compare the theoretical entropy density from the conservation law of energy-momentum tensor with that from the energy conditions using the observational Hubble parameter. When we consider a FLRW universe, according to the theoretical prediction, OHD, thermodynamics and several independent cosmological probes, show that the dominant energy condition is fitter than other energy conditions.

PACS. energy conditions, entropy density, OHD, thermodynamics.

1 Introduction

Over the past decade many pieces of evidence for an accelerated expansion of the universe have been found with several independent cosmological probes, such as the supernova (SN) Ia observations [4, 5, 6, 7, 8, 29], cosmic microwave background (CMB) [9, 10, 11], baryon acoustic oscillations (BAO) [12, 13, 14], integrated Sachs-Wolfe effect [15, 16, 17], galaxy clusters [18, 19, 20, 21] and strong gravitational lensing [22]. There are various attempts to explain the acceleration, from dark energy to modified gravity. Combined analysis of the above cosmological observations support that an approximately 26% of cold dark matter (CDM) and the other part 74% dominated by an unknown exotic component with negative pressure-driving the current acceleration. To study the physical properties that hold for a variety of matter sources, Hawking and Ellis found the so-called energy condition [1-3, 36], which are invoked in General Relativity to restrict general energy-momentum tensors. Because these conditions do not require a specific equation of state of the matter in the universe, they provide very simple and model-independent bounds on the behavior of the energy density, pressure, and lookback time. Therefore, the energy conditions are one of many approaches to understand the evolution of the universe.

However, what can we learn from the energy conditions? In 1997, Visser [23] found that current observations indicate that the strong energy condition is violated at some time between the epoch of galaxy formation and the present. This violation implies that no possible combination of normal matter is capable of fitting the observational data. In Ref. [24, 25, 28], the

conditions are further investigated and found that all the energy conditions seem to be violated at lower redshift. However, this approach has also its limitations. For example, it neither provides us the detailed information about the acceleration expansion, nor the reason for the confrontation between the energy conditions and the observation.

In 1934, Tolman studied the principle of entropy increase on a periodic sequence of closed Friedmann-Robertson-Walker universes (Tolman 1934; North 1965). He found that a steady increase in entropy leads to the growth of radiation pressure. As previous works have stated, energy conditions are a series of inequalities between energy density ρ and pressure p . Indeed, it is a challenge to determine the evolution of energy density and pressure. From a theoretical point of view, it is not only important to clarify the relationship between energy conditions and entropy, but, whether the energy conditions are appropriate to describe the acceleration. This problem motivates us to study the influence of energy conditions on the entropy density of the universe and the deceleration parameter $q(z)$.

This paper is organized as follows. In Sec.2, the energy conditions are briefly introduced. Next, in Sec.3 we primarily discuss the detailed evolution of entropy density on the strength of energy conditions and laws of thermodynamics, respectively; and then we give the behavior of the first-order derivative and second-order derivative of entropy density. Moreover, we compare the behavior of entropy density with Hubble parameter $H(t)$. In Sec.4, we present the influence of energy conditions on the deceleration parameter $q(z)$. The conclusions and discussion are given in Sec.5.

^a e-mail: tjzhang@bnu.edu.cn

2 Energy conditions

Within the framework of the standard Friedmann-Lemaître - Robertson-Walker (FLRW) model, the energy-momentum tensor for the perfect fluid can be described by

$$T_{\mu\nu} = (\rho + p)u_\mu u_\nu + pg_{\mu\nu}. \quad (1)$$

The total energy density ρ and pressure p of the cosmological fluid as a function of scale factor $a(t)$ are respectively given by

$$\rho = \frac{3}{8\pi G} \left[\frac{\dot{a}^2}{a^2} + \frac{kc^2}{a^2} \right], \quad (2)$$

$$p = -\frac{c^2}{8\pi G} \left[2\frac{\ddot{a}}{a} + \frac{\dot{a}^2}{a^2} + \frac{kc^2}{a^2} \right], \quad (3)$$

where k denotes the spatial curvature constant with $k = +1, 0$ and -1 corresponding to a closed, flat, and open universe, respectively. When we consider an FLRW universe, the null, weak, strong, and dominant energy condition can be expressed as the following forms (e.g. [1, 2, 3, 38]):

$$\begin{aligned} \text{NEC} &\iff \rho + p \geq 0, \\ \text{WEC} &\iff \rho \geq 0 \quad \text{and} \quad \rho + p \geq 0, \\ \text{SEC} &\iff \rho + 3p \geq 0 \quad \text{and} \quad \rho + p \geq 0, \\ \text{DEC} &\iff \rho \geq 0 \quad \text{and} \quad -\rho \leq p \leq \rho. \end{aligned} \quad (4)$$

Thus, using Eq. (2) and (3) we can easily rewrite the energy conditions as a set of dynamical constraints on scale factor $a(t)$

$$\begin{aligned} \text{NEC} : & \quad -\frac{\ddot{a}}{a} + \frac{\dot{a}^2}{a^2} + \frac{kc^2}{a^2} \geq 0, \\ \text{WEC} : & \quad -\frac{\ddot{a}}{a} + \frac{\dot{a}^2}{a^2} + \frac{kc^2}{a^2} \geq 0 \quad \text{and} \quad \dot{a}^2 + kc^2 \geq 0, \\ \text{SEC} : & \quad \frac{\ddot{a}}{a} \leq 0, \\ \text{DEC} : & \quad \frac{\ddot{a}}{a} + 2\left[\frac{\dot{a}^2}{a^2} + \frac{kc^2}{a^2}\right] \geq 0. \end{aligned} \quad (5)$$

Throughout this paper, we only focus on the flat universe $k = 0$. Within this universe, the energy condition of WEC is the same as the energy condition of NEC, so we will neglect the WEC. Mathematically, except $a = 0$, Eq. (5) is reasonable for arbitrary real $a(t)$. Hereafter, we use the natural unity, i.e., $\hbar = c = G = k_B = 1$.

3 The energy conditions for entropy density

In classical thermodynamics, the basic quantities are temperature T , heat Q , work W , internal energy (actually thermal energy or simply heat) U and entropy S . The classical first law is written as

$$\Delta U = Q - W. \quad (6)$$

For an inviscid fluid, the work is given by $dW = pdV$, where V is the volume and p is the pressure of the fluid so that the first law can reduce to

$$dU = dQ - pdV. \quad (7)$$

The classical second law can be read as

$$TdS \geq dQ = dU + dW. \quad (8)$$

It is clear that energy is an element to characterize the properties of entropy. Especially, it becomes quite important for an adiabatic process. Because the energy conditions render very simple and model-independent bounds associated with energy density ρ and pressure p , it does provide an essential approach that is instructive to understand the entropy of the universe.

For the perfect fluid, the conservation law of energy-momentum tensor reads

$$T^\mu_{\nu;\mu} = 0. \quad (9)$$

In an expanding universe, it can be written as [26]

$$a^{-3}T \frac{\partial}{\partial t} \left[\frac{(\rho + p)a^3}{T} \right] = 0. \quad (10)$$

As a result, the entropy density can be defined by

$$s \equiv \frac{\rho + p}{T}, \quad (11)$$

which is proportional to a^{-3} , namely

$$s = s_0 \left(\frac{a_0}{a} \right)^3, \quad (12)$$

where s_0 is a constant, and the subscript 0 means that the quantity is evaluated today. Using

$$1 + z = \frac{a_0}{a}, \quad (13)$$

and combining Eq. (12) with (13), we get

$$s = s_0(1 + z)^3. \quad (14)$$

Since $s_0 > 0$, we easily infer that entropy density s increases with the redshift z . To simplify the discussion, we focus our attention only on the flat universe ($k = 0$). Thereby, the energy conditions (5) can be rewritten as

$$\begin{aligned} \text{NEC} : & \quad s^{-2} \left[-\left(\frac{ds}{dt} \right)^2 + s \frac{d^2s}{dt^2} \right] \geq 0, \\ \text{SEC} : & \quad s^{-2} \left[-4\left(\frac{ds}{dt} \right)^2 + 3s \frac{d^2s}{dt^2} \right] \geq 0, \\ \text{DEC} : & \quad s^{-2} \left[2\left(\frac{ds}{dt} \right)^2 - s \frac{d^2s}{dt^2} \right] \geq 0. \end{aligned} \quad (15)$$

In fact, in terms of the Hubble parameter

$$H = \frac{\dot{a}}{a} = -\frac{1}{3} s^{-1} \frac{ds}{dt}, \quad (16)$$

the energy conditions can further be expressed as

$$\begin{aligned} \text{NEC} : & \quad H(s) \geq (H_0^2 + \frac{2}{3} \ln \frac{s}{s_0})^{\frac{1}{2}}, \\ \text{SEC} : & \quad H(s) \geq H_0 \left(\frac{s}{s_0} \right)^{1/3}, \\ \text{DEC} : & \quad H(s) \leq H_0 \frac{s}{s_0}, \end{aligned} \quad (17)$$

where $H_0 = \dot{a}(t)/a(t)|_{z=0} = 100h \text{ kms}^{-1} \text{ Mpc}^{-1}$ is the Hubble parameter today. For a flat universe, the WMAP 7-year data gives $H_0 = 74.03 \pm 1.42 \text{ kms}^{-1} \text{ Mpc}^{-1}$ [39].

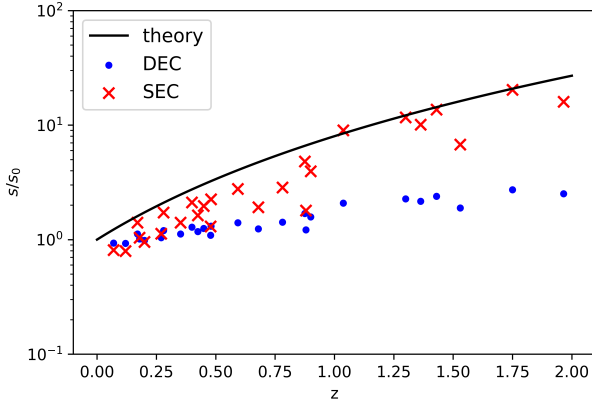


Fig. 1. Entropy density as a function of the redshift. The dots represent the entropy density which is derived from Eq. (18), using the observational Hubble parameter data (OHD). The data are given in Table 1. The solid curve represents the theoretical prediction, and it is based on Eq. (14). More detailed description is in the main body of the text.

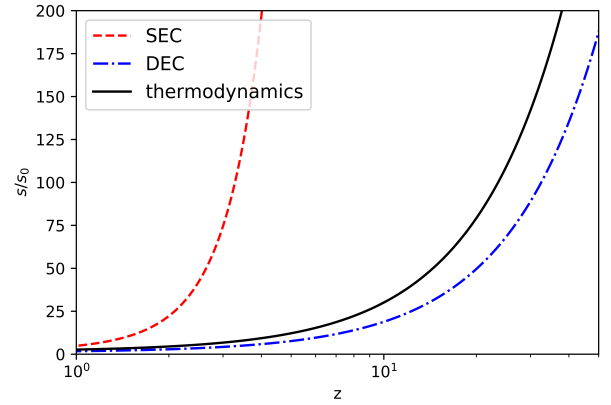


Fig. 2. Comparison of entropy density s/s_0 for two different cases. The dash-dotted line, dashed line are speculated by DEC, SEC, respectively. The solid line corresponds to the first law of thermodynamics (FLT).

Table 1. The set of available observational $H(z)$ data (OHD)

| Redshift z | $H(z) \pm 1\sigma$ error ^a | References |
|--------------|---------------------------------------|------------|
| 0.07 | 69 ± 19.6 | [27] |
| 0.12 | 68.6 ± 26.2 | [27] |
| 0.17 | 83 ± 8 | [41] |
| 0.1791 | 75 ± 5 | [42] |
| 0.2 | 72.9 ± 29.6 | [27] |
| 0.27 | 77 ± 14 | [41] |
| 0.28 | 88.8 ± 36.6 | [27] |
| 0.3519 | 83 ± 14 | [42] |
| 0.4 | 95 ± 17 | [41] |
| 0.4247 | 87.1 ± 11.2 | [43] |
| 0.4497 | 92.8 ± 12.9 | [43] |
| 0.4783 | 80.9 ± 9 | [43] |
| 0.48 | 97 ± 62 | [44] |
| 0.5929 | 104 ± 13 | [42] |
| 0.6797 | 92 ± 8 | [42] |
| 0.7812 | 105 ± 12 | [42] |
| 0.8754 | 125 ± 17 | [42] |
| 0.88 | 90 ± 40 | [44] |
| 0.9 | 117 ± 23 | [41] |
| 1.037 | 154 ± 20 | [42] |
| 1.3 | 168 ± 17 | [41] |
| 1.363 | 160 ± 33.6 | [45] |
| 1.43 | 177 ± 18 | [41] |
| 1.53 | 140 ± 14 | [41] |
| 1.75 | 202 ± 40 | [41] |
| 1.965 | 186.5 ± 50.4 | [45] |

^a $H(z)$ figures are in the unit of $\text{kms}^{-1} \text{Mpc}^{-1}$

3.1 Entropy density

Here, we focus in the constraints on the entropy density. Using Eq. (17), we can obtain

$$\begin{aligned}
 \text{NEC} : \quad & \frac{s}{s_0} \leq e^{\frac{3}{2}(H^2 - H_0^2)}, \\
 \text{SEC} : \quad & \frac{s}{s_0} \leq \left(\frac{H(z)}{H_0}\right)^3, \\
 \text{DEC} : \quad & \frac{s}{s_0} \geq \frac{H(z)}{H_0}.
 \end{aligned} \tag{18}$$

To get the entropy density with observational data, we use the observational Hubble parameter $H(z)$ and H_0 , then substitute them into the Eq. (18). The observational Hubble parameter $H(z)$ are given in Table 1, and the H_0 is given in Ref. [39]. In Ref. [27], $H(z)$ is measured through the redshift z and the derivative of redshift with the respect to cosmic time dz/dt according to Eq. (19).

$$H(z) = -\frac{1}{1+z} \frac{dz}{dt} \tag{19}$$

So the observational $H(z)$ data is independent of energy conditions. On the other hand, using the conservation law of energy-momentum tensor, entropy density is satisfied with the Eq. (14). Therefore, we can compare the theoretical entropy density based on Eq. (14) with that from the energy conditions Eq. (18) which the observational Hubble parameter is used. As a result, according to the theoretical prediction, using the observational Hubble parameter data (OHD), we can find that DEC is fitter than other energy conditions. In Figure 1, we plot this result. The dots represent the entropy density which is derived from Eq. (18), using the observational Hubble parameter data (OHD). Clearly, these conditions show that the entropy density s depends on $H(z)$, or

the dimensionless Hubble parameter, expansion rate

$$E(z) = \frac{H(z)}{H_0} \quad (20)$$

$$= \sqrt{\Omega_m(1+z)^3 + \Omega_R(1+z)^4 + \Omega_\Lambda + \Omega_k(1+z)^2}$$

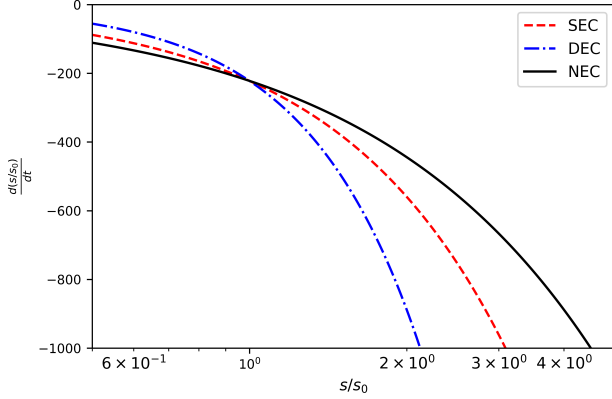


Fig. 3. The ds/dt vs entropy density s based on Eq. (32). Note that the constraint on ds/dt from NEC and SEC become stronger with the decreasing entropy density s .

which strongly and explicitly depends upon the four cosmological parameters, non-relativistic matter energy density parameter $\Omega_m = 8\pi G\rho_m/(3H_0^2)$, relativistic matter energy density parameter $\Omega_R = 8\pi G\rho_R/(3H_0^2)$, vacuum energy density parameter $\Omega_\Lambda = 8\pi G\rho_\Lambda/(3H_0^2)$, spatial curvature parameter $\Omega_k \equiv -kc^2/(a_0^2 H_0^2)$ and redshift z .

The cosmological density parameter of the basic Λ CDM model given by the WMAP 7-year data [39, 40] are, respectively, the physical baryon density $\Omega_b h^2 = 0.02258^{+0.00057}_{-0.00056}$, the physical cold dark matter density $\Omega_c h^2 = 0.1109 \pm 0.0056$, and the dark energy density $\Omega_\Lambda = 0.734 \pm 0.029$. Therefore, the expansion rate is

$E(z) = \sqrt{0.2648(1+z)^3 + 0.734}$. Eventually, we have

$$\begin{aligned} \text{SEC} : \quad \frac{s}{s_0} &\leq [0.2648(1+z)^3 + 0.734]^{3/2}, \\ \text{DEC} : \quad \frac{s}{s_0} &\geq [0.2648(1+z)^3 + 0.734]^{1/2}. \end{aligned} \quad (21)$$

The Eq. (21) is illustrated in Figure 2. The dash-dotted line, the dashed line is speculated by DEC, SEC, respectively. According to thermodynamics, we note that the DEC is fitter than other energy conditions, which is the same as Figure 1. At present, it reaches the same maximum value 1. That is to say, it is not easy to distinguish these conditions now. On the other hand, the universe is expanding all the time. How does the entropy density evolve? Next, we will study the energy conditions from the thermodynamics in Sec.3.2 and compare the change rate of entropy density with the expand rate-Hubble parameter in Sec.3.4.

3.2 The first law of thermodynamics

Now we turn our attention to the thermodynamics feature of the entropy density. Before the development of the kinetic theory of heat, thermodynamics was applied under the assumption that matter is a continuum [37]. A major step to the understanding

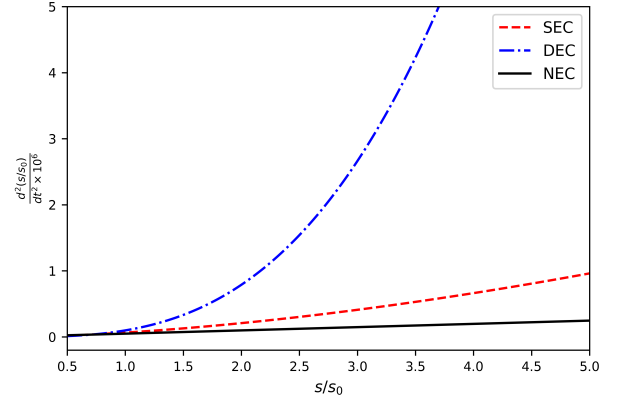


Fig. 4. Plot of d^2s/d^2t as a function of entropy density s from Eq. (31). The 2nd derivative of s displays an evolutionary trend similar to the 1st derivative. We also note that it is difficult to present the threshold of d^2s/d^2t at DEC.

of entropy and of the second law of thermodynamics was made following Boltzmann's statistical interpretation of entropy. It is a notable relationship between entropy and the total number of microstates of a system. Macroscopically, the system is represented by volume, the number of particles, and given energy. In addition, the second law of thermodynamics is deemed as an absolute law, i.e., entropy always increases in a spontaneous process in an isolated system-the so-called principle of entropy increase. This is not different from Newton's laws which are always the obeyed-no exception. To study the relationship between entropy and the total energy, many works were made.

In a closed physical system, e.g., a sphere in three spatial dimensions, the Bekenstein bound [30], the ratio of the total entropy S to total energy E can be expressed as

$$\frac{S}{2\pi RE} \leq 1, \quad (22)$$

where R denotes the radius of the sphere. This idea has recently been further elaborated in Ref. [31,32].

For an FLRW universe, we take the standard form of the first law of thermodynamics [34]

$$TdS = dE + pdV, \quad (23)$$

where the total entropy $S = sV$, the total energy $E = \rho V$, the volume of universe $V = \frac{4}{3}\pi r_H^3$, respectively. The Hubble horizon for a flat universe is given by

$$\tilde{r}_H = \frac{c}{H}. \quad (24)$$

Substituting S , E , V into Eq. (23), we obtain

$$Td(sV) = d(\rho V) + pdV. \quad (25)$$

It can be further reduced to

$$(Tds - d\rho)V = (\rho + p - Ts)dV = 0, \quad (26)$$

where the Eq. (11) is used. For arbitrary volume, we can obtain

$$Tds - d\rho = 0. \quad (27)$$

If the temperature corresponding to the apparent horizon is defined as [33]

$$T = \frac{\hbar c}{2\pi k_B \tilde{r}_H}, \quad (28)$$

Eq. (27) can be equivalent to

$$ds = \frac{2\pi k_B}{\hbar c} \frac{c}{H} d\rho. \quad (29)$$

Substituting Eq. (2) into (29), for $k = 0$, we have

$$s = \frac{3}{2} \frac{k_B c^2}{G \hbar} H. \quad (30)$$

Consequently, using the natural unity, the Eq. (30) can be simplified to

$$s = \frac{3}{2} H(z).$$

We note that here the entropy density s depends on the Hubble parameter $H(z)$, which is consistent with the energy conditions. In figure 2, we try to show the comparison between these two kinds of results, i.e. entropy density from the energy conditions and that from the first law of thermodynamics. The solid line is obtained from the first law of thermodynamics. The dotted line, dash-dotted line and dashed line are obtained from the energy conditions Eq. (21). Note that the entropy density increases with the increasing redshift z . By the way, if we adopt the above form of S , E and \tilde{r}_H , the Bekenstein bound can be read as

$$s \leq 2\pi c \frac{\rho}{H}. \quad (31)$$

3.3 Derivatives of entropy

In order to further study the evolution of entropy density, we should discuss its derivatives from energy conditions. From Eq. (15)(16)(17), the energy conditions can be expressed in the form of its derivatives

$$\begin{aligned} \text{NEC} : \quad & \frac{d(s/s_0)}{dt} \leq -3 \frac{s}{s_0} (H_0^2 + \frac{2}{3} \ln \frac{s}{s_0})^{1/2}; \\ \text{SEC} : \quad & \frac{d(s/s_0)}{dt} \leq -3H_0 (\frac{s}{s_0})^{4/3}; \\ \text{DEC} : \quad & \frac{d(s/s_0)}{dt} \geq -3H_0 (\frac{s}{s_0})^2; \\ \text{NEC} : \quad & \frac{d^2(s/s_0)}{dt^2} \geq 3 \frac{s}{s_0} + 9 \frac{s}{s_0} (H_0^2 + \frac{2}{3} \ln \frac{s}{s_0}); \\ \text{SEC} : \quad & \frac{d^2(s/s_0)}{dt^2} \geq 12H_0^2 (\frac{s}{s_0})^{5/3}; \\ \text{DEC} : \quad & \frac{d^2(s/s_0)}{dt^2} \leq 18H_0^2 (\frac{s}{s_0})^3. \end{aligned} \quad (32)$$

We find that these derivatives almost all directly depend on entropy density itself.

The first-order evolution and second-order evolution of entropy density are presented in Figure 3 and Figure 4, respectively. As described in Figure 3, The first-order evolution is negative. Because the entropy density value is positive, the energy conditions predict that the entropy density decreases in the expanding universe.

3.4 The ratio of derivative to Hubble parameter

In Boltzmann's interpretation of entropy, the correlation of entropy with disorder is perhaps the earliest, and has its own roots. An increase in entropy can be associated with an increase in order. That is to say, entropy characterizes the degree of disorder of a system. Higher entropy indicates the system is in "confusion" and "scatter", while lower entropy indicates the system is in "order" and "gather". In a free expansion process, particles change from gather to scatter. The process of work converted into heat energy, is from order to disorder, i.e., a process of entropy increase. In a local region, we compare the evolution rate of entropy density with the Hubble parameter. In terms of Eq. (16) and (32), the energy conditions can be expressed as

$$\frac{\dot{s}/s}{\dot{a}/a} = -3. \quad (33)$$

It shows that the ratio is a constant, independent of redshift z .

4 Deceleration parameter

The cosmic accelerated expansion was primarily inferred from observations of distant type Ia supernovae (SNe Ia; Riess *et al.* 1998; Perlmutter *et al.* 1999). It indicates that the unexpected gravitational physics, which a kind of energy with negative pressure-so called dark energy, it plays an important role in the evolution of the universe.

The dark energy model with the Equation of State (constant) $w < -1/3$ makes a positive contribution to the acceleration of the universe, while the model with $w = -1/3$ has effects on neither the acceleration nor deceleration. On the other hand, because there still exists a difficulty in the accurate treatment of the defect of cosmological models, these models have not been very thoroughly studied (Spergel & Pen 1997). Due to this motivation, many works were made to test these cosmic defect models. For example, the properties of $\Omega_{DE} - \Omega_M$ plane was used to test them in Ref. [35]. It is interesting to investigate the behavior of the universe from the energy conditions. The generalized epoch-dependent deceleration parameter can be defined as $q(z) = -\ddot{a}/(aH^2(z))$. As seen from this definition, the accelerated growth of the cosmic scale factor $a(t)$ means $\ddot{a}(t) > 0$ which corresponds to $q(z) < 0$, while the decelerated growth of its $\ddot{a}(t) < 0$ corresponding to $q(z) > 0$. From Eq. (12) and (16), we obtain

$$q = 3[1 + s(\frac{ds}{dt})^{-2} \frac{d^2s}{dt^2}]. \quad (34)$$

Substituting Eq. (15) into Eq. (34), the energy conditions give

$$\begin{aligned} \text{NEC} : \quad & q(z) \geq 6, \\ \text{SEC} : \quad & q(z) \geq 7, \\ \text{DEC} : \quad & q(z) \leq 9. \end{aligned} \quad (35)$$

From Eq. (35), we can obviously obtain $0 \leq q(z) \leq 2$. In Ref.[4-14], several independent cosmological probes, such as SN Ia data, CMB, BAO shows that the universe was undergoing acceleration expansion, with Eq. (35), only DEC can fit it.

5 Conclusions and discussion

Although some previous works have pointed out some energy conditions violate the observational data, it did not provide us the detailed information. In this paper, we present an extended analysis of the energy conditions on entropy density. It is provided that entropy density increases with the increasing redshift z . According to the theoretical prediction, using the observational Hubble parameter data (OHD), we can find that DEC is fitter than other energy conditions. According to thermodynamics, we note that the DEC is fitter than other energy conditions. Considering the first law of thermodynamics, we have found that s was proportional to Hubble parameter $H(z)$. Generally speaking, entropy stands for the degree of disorder of the system, while the Hubble parameter stands for the expansion rate of the universe. Based on these physics, we also investigate the ratio of the evolution rate of entropy density to the Hubble parameter of universe. It shows that the ratio is a constant, independent of redshift z . At the transition redshift z_T , the universe reaches $\ddot{a}(z_T) = 0$ or $q(z_T) = 0$ and evolves from decelerated to accelerated expansion. In Ref. [5,35], they point out the transition redshift $z_T = 0.46 \pm 0.13$. Several independent cosmological probes show that the universe was undergoing acceleration expansion, only DEC can fit it.

Acknowledgements We thank Ming-Jian Zhang's preliminary great work on this paper. This work was supported by National Key R&D Program of China (2017YFA0402600) and the National Science Foundation of China (Grants No. 11929301, 11573006).

References

1. S.W. Hawing and G.F.R. Ellis, *The Large Scale Structure of Space-time* (Cambridge University Press, England, 1973).
2. M. Visser, *Lorentzian Wormholes* (AIP Press, New York, 1996).
3. S. Carrol, *Spacetime and Geometry: An Introduction to General Relativity* (Addison Wesley, New York, 2004).
4. A.G. Riess *et al.* (High- z Supernova Search Team), *The Astronomical J.* **116**, 3 (1998).
5. A.G. Riess *et al.* (High- z Supernova Search Team), *The Astrophys. J.* **607**, 665 (2004).
6. S. Perlmutter *et al.* *The Astrophys. J.* **517**, 2 (1999).
7. M. Kowalski *et al.* *The Astrophys. J.* **686**, 2 (2008).
8. M. Hicken, Wood-Vasey, W. M. Blondin, *et al.* *ApJ* **700**, 1097 (2009).
9. P. de Bernardis, Ade, P. A. R., Bock, J. J., *et al.* *Nature* **404**, 955 (2000).
10. D. N. Spergel, L. Verde, H. V. Peiris, *et al.* *ApJS* **148**, 175 (2003).
11. E. Komatsu, J. Dunkley, M. R. Nolte, *et al.* *ApJS* **180**, 330 (2009).
12. D. J. Eisenstein, I. Zehavi, D. W. Hogg, *et al.* *ApJ* **633**, 560 (2005).
13. W. J. Percival, S. Cole, D. J. Eisenstein, *et al.* *MNRAS* **381**, 1053 (2007).
14. W. J. Percival, B. A. Reid, D. J. Eisenstein, *et al.* *MNRAS* **401**, 2148C2168 (2010).
15. T. Giannantonio, R. Scranton, R. G. Crittenden, *et al.* *Phys. Rev. D* **77**, 123520 (2008).
16. B. R. Granett, M. C. Neyrinck, and I. Szapudi. *ApJ* **683**, L99 (2008).
17. S. Ho, C. Hirata, N. Padmanabhan, U. Seljak, and N. Bahcall. *Phys. Rev. D* **78**, 043519 (2008).
18. S. W. Allen, D. A. Rapetti, R. W. Schmidt, *et al.* *MNRAS* **383**, 879 (2008).
19. A. Mantz, S. W. Allen, H. Ebeling, and D. Rapetti. *MNRAS* **387**, 1179 (2008).
20. A. Mantz, S. W. Allen, D. Rapetti, and H. Ebeling. *MNRAS* submitted(2009).arXiv:0909.3098
21. A. Vikhlinin, A. V. Kravtsov, R. A. Burenin, *et al.* *ApJ* **692**, 1060 (2009).
22. Xin-Juan Yang and Da-Ming Chen, *Mon. Not. R. Astron. Soc.* **394**, 1449C1458 (2009).
23. M. Visser. *Science* **276**, 88 (1997); *Phys. Rev. D* **56**, 7578 (1997).
24. J. Santos, J.S. Alcaniz and M.J.Reboucas. *Phys. Rev. D* **74**, 067301 (2006); J.Santos, J.S.Alcaniz, N.pires and M.J. Reboucas, *ibid.* **75**, 083523 (2007).
25. Yungui Gong and Anzhong Wang. *Phys. Lett B* **652**, 63-68 (2007).
26. Scott Dodelson, in *Modern Cosmology* (Academic Press, World Publishing Company Ltd, 2008),37-40.
27. C. Zhang, H. Zhang, S. Yuan, S. Liu, T.-J. Zhang, Y.-C. Sun. *Res. Astron. Astrophys.* **14**, 1221 (2014).
28. M.P. Lima, S.D.P. Vienti, M.J. Reboucas. *Phys. Lett. B* **668**, 83-86 (2008).
29. P. Astier *et al.* (SNLS collaboration), *Astron. and Astrophys.* **447**, 31 (2006).
30. J.D. Bekenstein. *Phys. Rev. D* **23**, 287 (1981).
31. D. Klemm, A.C. Petkoua, G. Siopsis. *Nuclear Physics B* **601**, 380C394 (2001).
32. W.G. Unruh, and R. M. Wald. *Phys. Rev. D* **25**, 942 (1982).
33. S.W. Wei, Y.X. Liu, and Y.Q. Wang. arXiv:1001.5238v2.
34. M. Akbar and Rong-Gen Cai. *Phys. Rev. D* **75**, 084003 (2007).
35. Yuan Qiang and Tong-jie Zhang. *Modern Physics Letters A* **21**, 75-87 (2006).
36. R. M. Wald. *General Relativity* (University of Chicago Press, Chicago, 1984).
37. Ben-Naim Arieh. *Entropy Demystified*, (World Scientific Publishing Co. Pte. Ltd, Singapore, 2008).
38. C. Cattoën, M. Visser. *Class. Quantum Grav.* **25**, 165013 (2008).
39. Adam G. Riess, *et al.*. *The Astrophysical Journal*, **976**, 85 (2019).
40. E. Komatsu, *et al.*. arXiv:1001.4538v2.
41. J. Simon, L. Verde, R. Jimenez, *PRD* **71**, 123001 (2005).
42. Moresco M. *et al.*, *JCAP*, **8**, 006 (2012).
43. Moresco M. *et al.*, *JCAP*, **05**, 014 (2016a).
44. D. Stern, R. Jimenez, L. Verde, M. Kamionkowski, and S. A. Stanford. *ApJS* **188**, 280 (2010).
45. Moresco M. , *MNRAS*, **450**, L16 (2015).