

# Spin structure of the pion from the instanton vacuum

Seung-il Nam<sup>1,\*</sup> and Hyun-Chul Kim<sup>2,†</sup>

<sup>1</sup>*Research Institute of Basic Sciences, Korea Aerospace University, Goyang, 412-791, Korea*

<sup>2</sup>*Department of Physics, Inha University, Incheon 402-751, Korea*

(Dated: August 30, 2022)

We investigate the spin structure of the pion within the framework of the nonlocal chiral quark model from the instanton vacuum. We first evaluate the tensor form factor of the pion for the first moment ( $n = 1$ ) and compare it with the lattice data. Combining the tensor form factor of the pion with the electromagnetic one, we determine the impact-parameter dependent probability density of transversely polarized quarks inside the pion. It turns out that the present numerical results for the tensor form factor as well as those for the probability density are in good agreement with the lattice data. We also discuss the distortion of the spatial distribution of the quarks in the transverse plane inside the pion.

PACS numbers: 14.40.-n, 12.39.Fe, 13.40.Gp

Keywords: Generalized form factor, spin structure of the pion, nonlocal chiral quark model from the instanton vacuum

## I. INTRODUCTION

The transversity of hadrons has been one of the most important issues well over decades (see a recent review [1]), since it allows one to get access to their spin structures. It is pertinent to the tensor current of hadrons and is very difficult to be measured experimentally, because there is no direct probe to measure it. Only very recently, it was suggested that the transverse spin asymmetry  $A_{TT}$  in Drell-Yan processes in  $p\bar{p}$  reactions [2–5] as well as the azimuthal single spin asymmetry in semi-inclusive deep inelastic scattering (SIDIS) [6] can be used to obtain information on the transversity of the nucleon. Though it is even more difficult to measure the transversity of the pion experimentally, it is still of great significance to understand it, since it provides the internal spin structure due to quarks, i.e. it accommodates a novel concept called *a hadron tomography*. The first result of the pion transversity on lattice has been reported by the QCDSF/UKQCD Collaborations [7]. They also presented the probability density of the polarized quarks inside the pion, combining the electromagnetic form factor of the pion [8] with its tensor form factor. It was shown in Ref. [7] that when the quarks are transversely polarized, their spatial distribution is strongly distorted. This first result in the lattice QCD has triggered several subsequent theoretical works [9–11]. In Ref. [11], the tensor form factors of the pion have been studied within the local and nonlocal Nambu-Jona-Lasinio (NJL) model [11], a direct comparison with the lattice results being emphasized. In doing so, they employed a larger value of the pion mass, i.e.  $m_\pi = 600$  MeV such that the results can be confronted with the lattice data.

In the present work, we first want to investigate the pion tensor form factor in the space-like momentum transfer region ( $0 \leq Q^2 \leq 1$  GeV), based on the low-energy effective chiral action (E $\chi$ A) from the instanton vacuum [12]. Combining the result of the tensor form factor with the electromagnetic one of the pion which was already studied in Ref. [13] within the same framework, we then derive the probability density of transversely polarized quarks inside the pion. Since the instanton vacuum realizes the spontaneous chiral symmetry breaking (S $\chi$ SB) naturally via quark zero modes, it may provide a good framework to study properties of the pion such as the electromagnetic and tensor form factors. Moreover, an important merit of this approach lies in the fact that there are only two parameters, that is, the average (anti)instanton size  $\bar{\rho} \approx 1/3$  fm and average inter-instanton distance  $\bar{R} \approx 1$  fm. The normalization point is naturally given by the average size of instantons and is approximately equal to  $\rho^{-1} \approx 0.6$  GeV. The values of the  $\bar{\rho}$  and  $\bar{R}$  were estimated many years ago phenomenologically in Ref. [14] as well as theoretically in Ref. [15–17]. The present framework has been proved to be successful in describing various properties of mesons such as the pion distribution amplitudes [18–20], semileptonic decays of the kaon [21], etc. Furthermore, this approach was supported by various lattice simulations of the QCD vacuum [22–24]. The quark propagator from the instanton vacuum [15] is in a remarkable agreement with lattice calculations [25, 26]. Finally the nonlocal chiral quark model (NL $\chi$ QM) from the

---

\*E-mail: sinam@kau.ac.kr

†E-mail: hchkim@inha.ac.kr

instanton vacuum has a practical virtue, since it does not have any adjustable parameter once the above-mentioned two parameters  $\bar{\rho}$  and  $\bar{R}$  are determined.

We organize the present work as follows: In Section II, we briefly explain the definitions of the probability densities of the transversely polarized quarks, which are expressed in terms of generalized form factors of the pion. In Section III, we describe the nonlocal chiral quark model from the instanton vacuum. In Section IV, the numerical results are discussed and compared with those in lattice QCD. The final Section is devoted to summarize the present work, to draw conclusions, and to give outlook.

## II. GENERALIZED FORM FACTORS OF THE PION

In this Section, we define the probability density of transversely polarized quarks inside the pion. For definiteness, we choose the positively charged pion  $\pi^+$  from now on. The probability density of transversely polarized quarks of the  $n$ th moment of the probability density is given as

$$\rho_n(b_\perp, s_\perp) = \int_{-1}^1 dx x^{n-1} \rho(x, b_\perp, s_\perp) = \frac{1}{2} \left[ A_{n0}(b_\perp^2) - \frac{s_\perp^i \epsilon^{ij} b_\perp^j}{m_\pi} \frac{\partial B_{n0}(b_\perp^2)}{\partial b_\perp^2} \right], \quad (1)$$

where  $b_\perp$  denote the impact parameter that measures the distance from the center of momentum of the pion to the quark in the transversal plane to its motion. The  $s_\perp$  stands for the fixed transverse spin of the quark. For simplicity, we choose the  $z$  direction for the quark longitudinal momentum.  $x$  indicates the momentum fraction possessed by the quark inside the pion. The  $A_{n0}(b_\perp^2)$  and  $B_{n0}(b_\perp^2)$  are called the generalized form factors (GFFs). In fact, the GFFs are just the moments of the generalized parton distributions (GPDs) for the unpolarized and transversely polarized pions, respectively:

$$\int_{-1}^1 dx x^{n-1} H(x, \xi = 0, b_\perp^2) = A_{n0}(b_\perp^2), \quad \int_{-1}^1 dx x^{n-1} E(x, \xi = 0, b_\perp^2) = B_{n0}(b_\perp^2). \quad (2)$$

For the first moment, the GFFs  $A_{10}$  and  $B_{10}$  are identified with the electromagnetic and tensor form factors of the pion, respectively. Previously, we have studied  $A_{10}(q^2)$  in the momentum space within the nonlocal chiral quark model from the instanton vacuum [13], resulting in a good agreement with the experimental data. Hence, we can readily calculate  $A_{10}(b_\perp)$ , using the results of Ref. [13]. Thus, we will concentrate on calculating the tensor form factor  $B_{10}$  within the same framework. In the momentum space, the tensor form factor of the pion can be defined as the matrix element of the tensor current:

$$\langle \pi^+(p_f) | q^\dagger(0) \sigma_{\mu\nu} q(0) | \pi^+(p_i) \rangle = \frac{\bar{p}_\mu q_\nu - \bar{p}_\nu q_\mu}{m_\pi} B_{10}(Q^2), \quad (3)$$

where  $p_i$  and  $p_f$  stand for the initial and final on-shell momenta of the pion, respectively. We also use notations  $\bar{p} = (p_f + p_i)/2$  and  $q = p_f - p_i$ . Since we are interested in the spatial distribution of the transversely polarized quark inside the pion, we need to consider the Fourier transform of the form factors:

$$F^\pi(b_\perp^2) = \frac{1}{2\pi} \int d^2 q_\perp e^{-i b_\perp \cdot q_\perp} F(q_\perp^2) = \frac{1}{\pi b} \int dQ \sin(bQ) F^\pi(Q^2). \quad (4)$$

where  $F^\pi = (A_{10}, B_{10})$  designates the generic pion form factor. Here, we represent  $b_\perp = (b \cos \theta, b \sin \theta)$  and  $q_\perp = (Q, 0)$  in the traverse plane. Similarly, the Fourier transform of the derivative of the GFF with respect to  $b_\perp^2$  can be evaluated as:

$$\frac{\partial F(b_\perp^2)}{\partial b_\perp^2} \equiv F'(b_\perp^2) = \frac{1}{2\pi b^3} \int_0^\infty dQ [bQ \cos(bQ) - \sin(bQ)] F(Q^2). \quad (5)$$

According to the definitions for the relevant vectors  $q_\perp$  and  $b_\perp$ , the probability density in Eq. (1) reads as follows:

$$\rho_1(b_\perp, s_x = \pm 1) = \frac{1}{2} \left[ A_{10}(b^2) \mp \frac{b \sin \theta}{m_\pi} B'_{10}(b^2) \right] \quad (6)$$

where the spin of the quark inside the pion is quantized along the  $x$  axis,  $s_\perp = (\pm 1, 0)$ .

### III. NONLOCAL CHIRAL QUARK MODEL FROM THE INSTANTON VACUUM

In this Section, we briefly explain the NL $\chi$ QM from the instanton vacuum [27] and derive the GFFs of the pion. First, considering the dilute instanton liquid, characterized by the average (anti)instanton size  $\bar{\rho} \approx 1/3$  fm and average inter-instanton distance  $\bar{R} \approx 1$  fm with the small packing parameter  $\pi\bar{\rho}^4/\bar{R}^4 \approx 0.1$ , we are able to average the fermionic determinant over collective coordinates of instantons with fermionic quasi-particles, i.e. the constituent quarks introduced. The averaged determinant is reduced to the light-quark partition function that can be given as a functional of the tensor field in the present case. Having bosonized and integrated it over the quark fields, one is led to the following effective nonlocal chiral action in the large  $N_c$  limit in Euclidean space:

$$\mathcal{S}_{\text{eff}}[m, \pi] = -\text{Sp} \ln \left[ i\rlap{\not{\partial}} + im + i\sqrt{M(i\partial)}U^{\gamma_5}(\phi)\sqrt{M(i\partial)} + \sigma \cdot T \right], \quad (7)$$

where  $m$ ,  $\pi$ , and  $\text{Sp}$  indicate the current quark mass, the auxiliary Nambu-Goldstone (NG) boson field, and the functional trace over all relevant spaces, respectively. In the numerical calculations, we will choose  $m \sim m_u \sim m_d \approx 5$  MeV, taking into account isospin symmetry. The  $M(i\partial)$  stands for the momentum-dependent effective quark mass, generated from the nontrivial quark-(anti)instanton interactions [12]. Although its analytical form is in general given by the modified Bessel functions, we will make use of its parametrization for numerical convenience:

$$M(i\partial) = M_0 \left( \frac{2}{2 + \bar{\rho}^2 \partial^2} \right)^2, \quad (8)$$

where  $M_0$  indicates the constituent quark mass, which can be determined self-consistently by solving the gap equation of the present framework, resulting in  $M_0 \approx 340$  MeV [12], which depends on the  $\bar{R}$ . The NG boson field is represented in a nonlinear form defined as [27]:

$$U^{\gamma_5}(\phi) = \exp \left[ \frac{i\gamma_5(\boldsymbol{\tau} \cdot \boldsymbol{\phi})}{F_\phi} \right] = 1 + \frac{i\gamma_5(\boldsymbol{\tau} \cdot \boldsymbol{\phi})}{F_\phi} - \frac{(\boldsymbol{\tau} \cdot \boldsymbol{\phi})^2}{2F_\phi^2} + \cdots, \quad (9)$$

where  $\phi^a$  is the SU(2) multiplet, defined as

$$\boldsymbol{\tau} \cdot \boldsymbol{\phi} = \begin{pmatrix} \frac{\pi^0}{\sqrt{2}} & \pi^+ \\ \pi^- & \frac{\pi^0}{\sqrt{2}} \end{pmatrix}. \quad (10)$$

$F_\phi$  denotes the weak-decay constant for NG bosons, whose empirical value is 93.2 MeV for the pion for instance. The last term in Eq. (7) denotes  $\sigma \cdot T = \sigma_{\mu\nu} T_{\mu\nu}$ , where  $\sigma_{\mu\nu} = i[\gamma_\mu, \gamma_\nu]/2$  and  $T_{\mu\nu}$  denotes the external tensor source field. The inverse of the averaged size of the instanton ( $\bar{\rho}^{-1} \approx 600$  MeV) can be taken as the normalization point of the present work.

The three-point correlation function in Eq. (3) can be easily calculated by a functional differentiation with respect to the pion and external tensor fields, which leads to the following two terms

$$\frac{\delta^3 \mathcal{S}_{\text{eff}}[m, \pi, T]}{\delta T \delta \pi^a \delta \pi^b} \Big|_{T=0} = -\frac{1}{F_\pi^2} \text{Sp} \left[ \frac{1}{i\rlap{\not{D}}} \sqrt{M} \gamma_5 \tau^a \sqrt{M} \frac{1}{i\rlap{\not{D}}} \sqrt{M} \gamma_5 \tau^b \sqrt{M} \frac{1}{i\rlap{\not{D}}} \sigma_{\mu\nu} \right] - \frac{i}{2F_\pi^2} \text{Sp} \left[ \frac{1}{i\rlap{\not{D}}} \sqrt{M} \tau^a \tau^b \sqrt{M} \frac{1}{i\rlap{\not{D}}} \sigma_{\mu\nu} \right], \quad (11)$$

where we have introduced the shorthand notations  $M = M(i\partial)$  and  $i\rlap{\not{D}} = i\rlap{\not{\partial}} + im + iM(i\partial) = i\rlap{\not{\partial}} + i\bar{M}(i\partial)$ . The trace over the isospin space is carried out as  $\text{tr}_\tau[\tau^a \tau^b] = 2\delta^{ab}$ . Having performed the functional trace and that over the color space, we can rewrite Eq. (11) as follows:

$$\begin{aligned} \langle \pi^+(p_f) | q^\dagger(0) \sigma_{\mu\nu} q(0) | \pi^+(p_i) \rangle &= \underbrace{-\frac{2N_c}{F_\pi^2} \int \frac{d^4 k}{(2\pi)^4} \text{Tr}_\gamma \left[ \frac{1}{i\rlap{\not{D}}_a} \sqrt{M_a} \gamma_5 \sqrt{M_b} \frac{1}{i\rlap{\not{D}}_b} \sqrt{M_b} \gamma_5 \sqrt{M_c} \frac{1}{i\rlap{\not{D}}_c} \sigma_{\mu\nu} \right]}_{\text{(A)}} \\ &\quad - \underbrace{\frac{iN_c}{F_\pi^2} \int \frac{d^4 k}{(2\pi)^4} \text{Tr}_\gamma \left[ \frac{1}{i\rlap{\not{D}}_b} \sqrt{M_b} \frac{1}{i\rlap{\not{D}}_c} \sqrt{M_c} \sigma_{\mu\nu} \right]}_{\text{(B)}}. \end{aligned} \quad (12)$$

The corresponding Feynman diagrams to the two terms (A) and (B) in the right-hand side of Eq. (12) are depicted in Fig. 1, respectively. The relevant momenta are also defined as:

$$k_a = k - \frac{p_i}{2} - \frac{q}{2}, \quad k_b = k + \frac{p_i}{2} - \frac{q}{2}, \quad k_c = k + \frac{p_i}{2} + \frac{q}{2}. \quad (13)$$

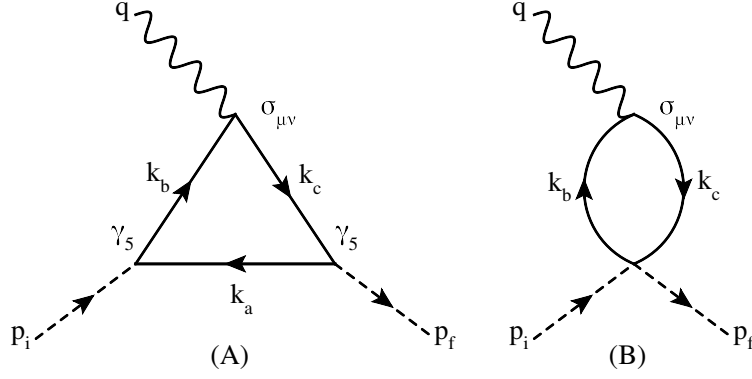


FIG. 1: Feynman diagrams for  $B_{10}$  in the NL $\chi$ QM. We assign the initial and final pion momenta as  $p_i$  and  $p_f$ , respectively, while the momentum transfer as  $q$ . We also define the loop momenta as  $k_a = k - \frac{p_i}{2} - \frac{q}{2}$ ,  $k_b = k + \frac{p_i}{2} - \frac{q}{2}$ , and  $k_c = k + \frac{p_i}{2} + \frac{q}{2}$ .

In order to evaluate the matrix element, we define the initial and final pion momenta in the Breit (brick-wall) frame as done in Ref. [13]:

$$p_i = \left( -\frac{Q}{2}, 0, 0, i\sqrt{\frac{Q^2}{4} + m_\pi^2} \right), \quad p_f = \left( \frac{Q}{2}, 0, 0, i\sqrt{\frac{Q^2}{4} + m_\pi^2} \right), \quad q = (Q, 0, 0, 0). \quad (14)$$

The denominators become  $\mathcal{D}_{a,b,c} = \not{k}_{a,b,c} + i\bar{M}_{a,b,c}$  in Eq. (12). The momentum-dependent effective quark mass  $M_{a,b,c}$  can be also defined by using Eqs. (8) and (13). Finally, multiplying each side of Eq. (3) by  $q_\mu \bar{p}_\nu$ . Having evaluated the trace over the Dirac spin space in Eq. (12), we arrive at the following expression for  $B_{10}$ :

$$\begin{aligned} B_{10}(Q^2) = & -\frac{8m_\pi N_c}{F_\pi^2} \int \frac{d^4 k}{(2\pi)^4} \frac{\sqrt{M_a M_b^2 M_c} (\bar{M}_a + \bar{M}_c)}{D_a^2 D_b^2 D_c^2} \\ & + \frac{16m_\pi N_c}{F_\pi^2 (\eta^2 - m_\pi^4)} \int \frac{d^4 k}{(2\pi)^4} \frac{\sqrt{M_a M_b^2 M_c} (k \cdot p_i) [\eta (\bar{M}_c - \bar{M}_a) - m_\pi^2 (\bar{M}_a - \bar{M}_b)]}{D_a^2 D_b^2 D_c^2} \\ & - \frac{16m_\pi N_c}{F_\pi^2 (\eta^2 - m_\pi^4)} \int \frac{d^4 k}{(2\pi)^4} \frac{\sqrt{M_a M_b^2 M_c} (k \cdot p_f) [\eta (\bar{M}_a - \bar{M}_b) - m_\pi^2 (\bar{M}_c - \bar{M}_a)]}{D_a^2 D_b^2 D_c^2} \\ & + \frac{4m_\pi N_c}{F_\pi^2} \int \frac{d^4 k}{(2\pi)^4} \frac{\sqrt{\bar{M}_b \bar{M}_c}}{D_b^2 D_c^2} + \frac{8m_\pi N_c}{F_\pi^2 (\eta - m_\pi^2)} \int \frac{d^4 k}{(2\pi)^4} \frac{\sqrt{\bar{M}_b \bar{M}_c} [k \cdot (p_i + p_f)]}{D_b^2 D_c^2}, \end{aligned} \quad (15)$$

where we have used the following notation:

$$\eta \equiv p_i \cdot p_f = -\left( \frac{Q^2}{2} + m_\pi^2 \right). \quad (16)$$

The number of color is set to be  $N_c = 3$ .

#### IV. NUMERICAL RESULTS AND DISCUSSIONS

We first discuss the numerical results of the tensor form factors of the pion. Figure 2 draws the numerical results for the electromagnetic form factor of the pion  $A_{10}$  in the left panel and its tensor form factor  $B_{10}$  in the right panel as functions of  $Q^2$  in the range of  $0 \leq Q^2 \leq 1 \text{ GeV}^2$ . Since the normalization scale of the present framework is given as about 600 MeV, we confine ourselves up to  $Q^2 \approx 1 \text{ GeV}^2$ . The numerical results for  $A_{10}(Q^2)$  are taken from Ref. [13]. Though we have already discussed those for the electromagnetic form factor in detail in Ref. [13], we want to recapitulate them in the context of the lattice data. It is well known that the electromagnetic form factor can be parametrized by a monopole form

$$F_\pi(Q^2) = A_{10}(Q^2) = \frac{1}{1 + Q^2/M^2}. \quad (17)$$

The monopole mass  $M$  was known to be  $M = (0.714 \pm 0.004) \text{ GeV}$ , based on the experimental data [28–30]. On the other hand, the lattice calculation yields  $M = (0.727 \pm 0.016) \text{ GeV}$  with a linear chiral extrapolation to the physical

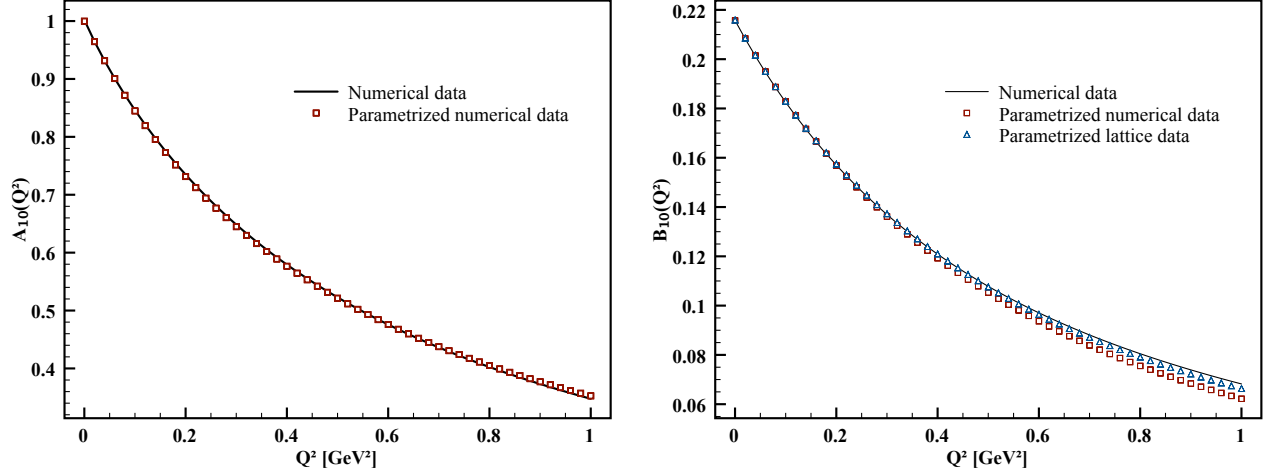


FIG. 2: The numerical results for the electromagnetic form factor  $A_{10}(Q^2)$  are presented in the left panel and those for the tensor form factor  $B_{10}(Q^2)$  in the right panel. The solid curves depict the numerical results, whereas their parametrizations given respectively in Eqs.(17) and (21) are denoted by the squares. We also show the parametrized lattice data [7] for the tensor form factor, designated by the triangles in the right panel.

pion mass taken into account [8]. The present result leads to  $M = 0.738$  GeV, which indicates that that of the pion electromagnetic form factor is in good agreement with the lattice data. We also obtain the squared charge radius of the pion  $\langle r^2 \rangle = 0.456 \text{ fm}^2$ , while in the lattice QCD it was evaluated to be  $\langle r^2 \rangle = (0.441 \pm 0.019) \text{ fm}^2$ . Considering the uncertainty of the lattice data, the present result is in remarkable agreement with them. In the left panel of Fig. 2, we show the numerical result (solid line) [13] and its monopole parametrization (square) of  $A_{10}(Q^2)$ , using the values mentioned above and Eq. (17).

In the right panel of Fig. 2, we draw the numerical results for the tensor form factor  $B_{10}(Q^2)$  (solid line) with the value  $B_{10}(0) = 0.242$  at  $Q^2 = 0$ , which is just the tensor charge of the pion. In order to compare the present results with the lattice data, it is crucial to consider the evolution of the scale [1, 11, 31], since the tensor current is not the conserved one. The tensor form factor is evolved at the leading order (LO) by the following equation [1, 11]

$$B_{10}(Q^2, \mu) = B_{10}(Q^2, \mu_0) \left[ \frac{\alpha(\mu)}{\alpha(\mu_0)} \right]^{\gamma/2\beta_0}, \quad (18)$$

where  $\gamma$  the anomalous dimension  $\gamma = 8/3$  and  $\beta_0 = 11N_c/3 - 2N_f/3$  ( $N_c = 3$  and  $N_f = 2$  in the present case). Thus, the power in the LO evolution equation is  $4/29$ , which indicates that the dependence of the tensor charge on the normalization point turns out to be rather weak. Note that the anomalous dimension is simply the same as that for the nucleon tensor charge [32]. We also take  $\Lambda_{\text{QCD}} = 0.248$  GeV which was also used in evolving the nucleon tensor charges and anomalous magnetic moments [33, 34]. Since the normalization point of the present model is around 0.6 GeV, while the lattice calculation was carried out at  $\mu = 2$  GeV, the scale factor turns out to be

$$B_{10}(Q^2, \mu = 2 \text{ GeV}) = 0.89 B_{10}(Q^2, \mu_0 = 0.6 \text{ GeV}). \quad (19)$$

Considering this scaling, we obtain  $B_{10}(0) = 0.216$ . In the lattice calculation [7], the tensor charge of the pion with the linear chiral extrapolation to the physical pion mass in  $m_\pi^2$  was estimated to be about 0.216, which is almost identical to the present result. We want to mention that one could use larger current-quark masses in order to compare directly with the lattice data as done in Ref. [11]. However, it is rather unreliable in the present framework: Firstly it is nontrivial to include the larger current quark mass [35–37]. Secondly, the present scheme is conceptually only valid when the current quark mass is small, at least up to the strange current quark mass. Thus, the nonlocal chiral quark model from the instanton vacuum is a rather restricted one, we will compare the present results with those of the lattice QCD with chiral extrapolation.

In Fig. 3, we present the  $m_\pi$  dependence of the pion tensor form factor scaled by the pion mass as a function of  $m_\pi^2$  for  $m_\pi = 0$  (square) and 140 (circle) MeV. As shown in Fig. 3, the result in the chiral limit is slightly smaller than that with  $m_\pi = 140$  MeV. As for the case with  $m_\pi = 0$ , we take the current quark mass  $m = 0$ . The shaded band represents fits from the lattice calculation [7].

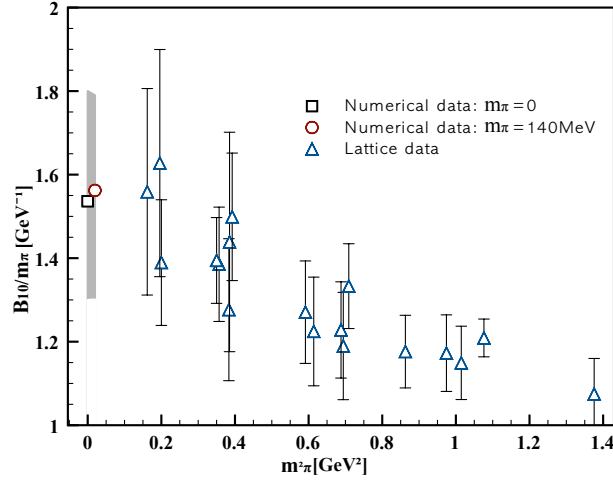


FIG. 3:  $B_{10}/m_\pi$  as a function of  $m_\pi^2$ . The numerical data for  $m_\pi = 0$  and 140 MeV are given by the square and circle. The lattice data (triangle) are taken from Ref. [7]. The shaded area for  $m_\pi = (0 \sim 140)$  MeV represents the lattice fits.

A simple  $p$ -pole parametrization of GFFs was used in Ref. [7] to get the tensor form factor of the pion:

$$B_{10}(Q^2) = B_{10}(0) \left[ 1 + \frac{Q^2}{p m_p^2} \right]^{-p}. \quad (20)$$

In this parametrization, the lattice QCD simulation estimated the pole mass  $m_p = (0.756 \pm 0.095)$  GeV at  $m_\pi = 140$  MeV with the chiral extrapolation. Considering the condition  $p > 1.5$  for the regular behavior of the probability density at  $b_\perp \rightarrow 0$  [38] and following Ref. [7], we take  $p = 1.6$  as a trial. If this is the case, Eq. (20) gives us  $m_p \approx 0.761$  GeV to reproduce the present results, which is compatible with that of the lattice simulation. Taking into account these results, we can write the  $p$ -pole parametrized tensor form factor as follows:

$$B_{10}(Q^2) = 0.242 \left[ 1 + \frac{Q^2}{1.6 \times 0.762^2 \text{ GeV}^2} \right]^{-1.6}, \quad (21)$$

The result of this parametrized one in Eq. (21) is also depicted in the right panel of Fig. 2 (square), and reproduces well the present numerical one. We also compare our result with the lattice one in the right panel of Fig. 2. As in the case of the electromagnetic form factors, the present results are in excellent agreement with the lattice data (triangle). Note that in the present framework we do not have any adjustable free parameter.

We are now in a position to discuss the results of the probability densities of the transversely polarized quarks inside the pion, defined in Eq. (1). In the upper-left panel of Fig. 4, we show the unpolarized probability density with the tensor form factor turned off. As expected, the quarks are distributed symmetrically in the  $b_x$ - $b_y$  plane. On the other hand, if we switch on the tensor form factor, the spatial distribution of a transversely polarized quark inside the pion ( $\pi^+$ ) gets distorted as shown in the upper-right panel of Fig. 4. The maximum value of the transversely polarized probability density is also shifted to the  $b_y$  direction in comparison to that for the unpolarized one. Thus, it is interesting to examine the average transverse shift which is defined as [7]:

$$\langle b_y \rangle = \frac{\int d^2 b_\perp b_y \rho(b_\perp, s_\perp)}{\int d^2 b_\perp \rho(b_\perp, s_\perp)} = \frac{1}{2m_\pi} \frac{B_{10}(0)}{A_{10}(0)}, \quad (22)$$

where we have chosen  $s_\perp = (+1, 0)$ . Using Eq. (21) and  $m_\pi = 140$  MeV, we obtain  $\langle b_y \rangle = 0.152$  fm, which is slightly larger than that of the lattice calculation  $\langle b_y \rangle = (0.151 \pm 0.024)$  fm, but is still compatible with that. This finite value of  $\langle b_y \rangle$  measures how much the polarized probability density is distorted in the transverse plane. If we take the spin quantized along the  $y$  axis, i.e.  $s_\perp = (0, +1)$ , the result of the polarized probability density is similar but rotated by  $90^\circ$  clockwise. We also note that the present results are almost equivalent to those given by the lattice simulation [7]. In the lower panel of Fig. 4, we show the three-dimensional profiles for the unpolarized (left) and transversely polarized (right) distributions as functions of  $b_x$  and  $b_y$ . One can obviously see that the maximum of the transversely polarized probability density is shifted and distorted.

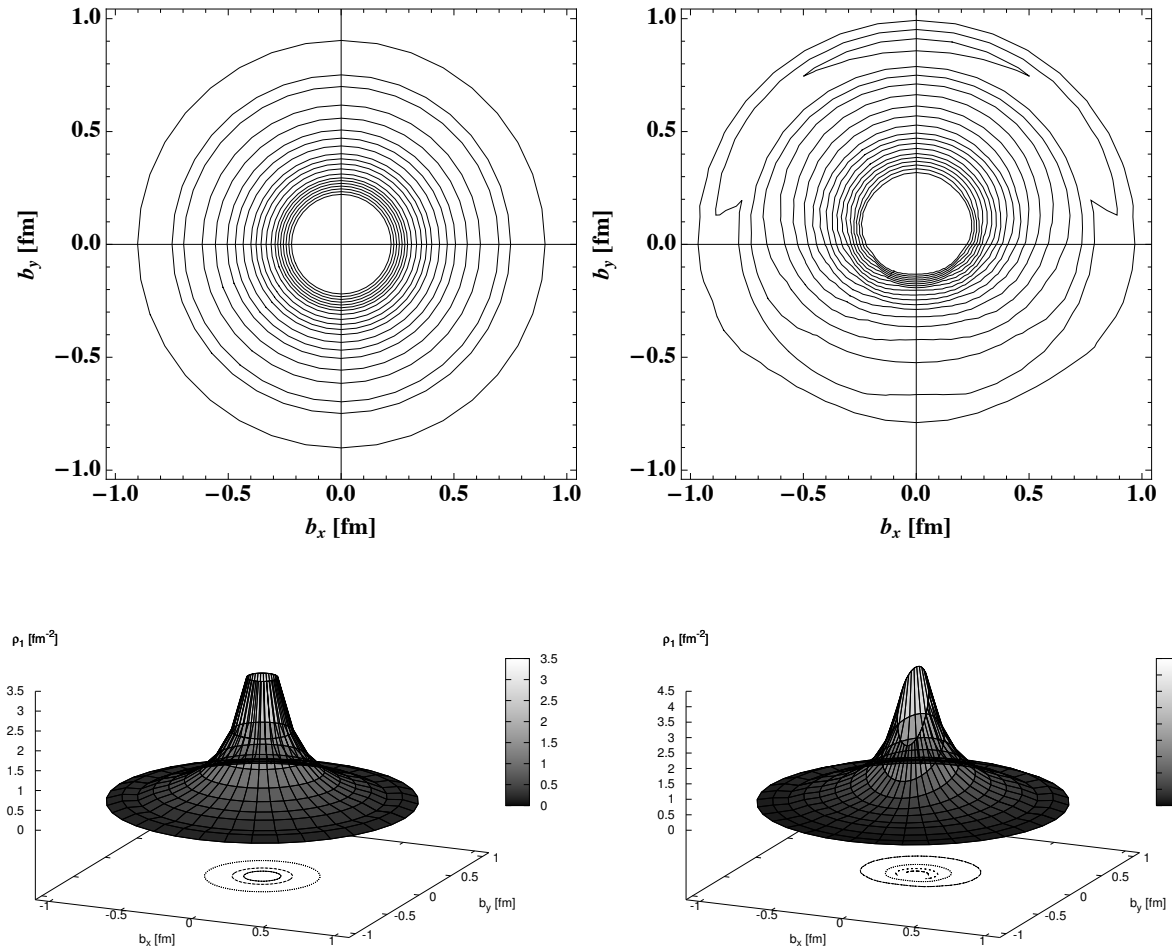


FIG. 4: In the upper panels, we show unpolarized (left) and polarized (right) probability densities,  $\rho_1$  in Eq. (1) as a function of  $b_x$  and  $b_y$  for  $s_\perp = (+1, 0)$ . Similarly, we show their three dimensional profiles in the lower panels.

In Fig. 5, we draw the probability density as a function of  $b_y$  at  $b_x \approx 0.15$  fm, comparing it with that of the lattice calculation. As expected, the present result is almost identical to that of the lattice QCD. We summarize the main results of the present work in Table I:

## V. SUMMARY AND CONCLUSION

In the present work, we have aimed at investigating the tensor form factor of the pion,  $B_{10}$ , using the nonlocal chiral quark model from the instanton vacuum. Combining it with the electromagnetic form factor of the pion [13], we were able to evaluate the transversely polarized density of quarks inside the pion as functions of  $(b_x, b_y)$  in comparison with the lattice simulation [7].

We first recapitulated the electromagnetic form factor of the pion computed previously in the context of the lattice

$m_\pi = 140$ MeV	$B_{10}(0)$	$m_p$ [GeV]	$\langle b_y \rangle$ [fm]
Present work	0.216	0.762	0.152
Lattice QCD [7]	0.216	0.756	0.151

TABLE I: Numerical results for  $B_{10}(0)$ ,  $m_p$ , and  $\langle b_y \rangle$  in comparison with those of the lattice simulation [7] with the chiral extrapolation to the physical pion mass  $m_\pi = 140$  MeV.

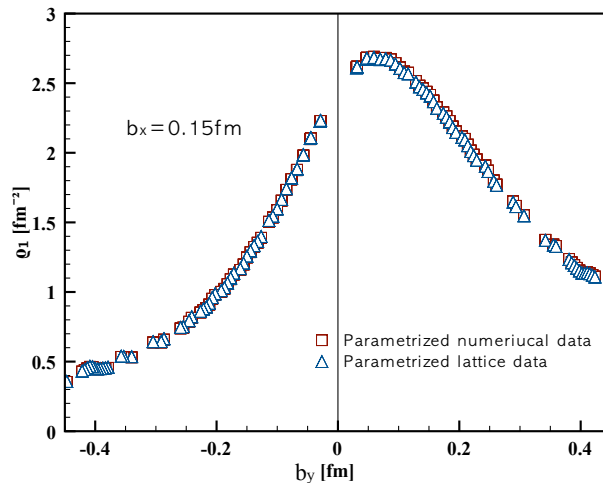


FIG. 5: Comparison between the polarized probability densities from the present (square) and lattice (triangle) results for  $b_x \approx 0.15$  fm.

calculation. We found that the monopole mass is  $M = 0.738$  GeV which is in a good agreement with that from the lattice QCD  $M = 0.727$  GeV as well as the experimental data  $M = (0.714 \pm 0.004)$  GeV. It indicates that the  $Q^2$  dependence of the electromagnetic form factor is well reproduced within the present work and compatible with the lattice results. We also presented the squared charge radius of the pion  $\langle r^2 \rangle = 0.456 \text{ fm}^2$  which is again in very good agreement with the lattice result  $\langle r^2 \rangle = (0.441 \pm 0.019) \text{ fm}^2$ .

We calculated the tensor form factor of the pion within the same framework as done in previous works. In order to compare the results with the lattice data, we evolved them from the  $\mu = \bar{\rho}^{-1} = 600$  MeV to the scale at which the lattice calculation was performed ( $\mu = 2$  GeV). We also carried out the  $p$ -pole parametrization as in the lattice QCD. The results for the tensor form factor were obtained as follows: The tensor charge of the pion  $B_{10}(0) = 0.216$  and the pole mass  $m_p = 0.762$  GeV. Being compared to the lattice results with a chiral extrapolation, i.e.  $B_{10}(0) = 0.216$  and  $m_p = (0.756 \pm 0.095)$  GeV, they were found to be almost identical to the those of the lattice QCD. In particular, these results are remarkable, considering the fact that the present scheme does not contain any adjustable parameter.

Having combined the results of the tensor form factor with those of the electromagnetic one, we obtained straightforwardly the probability density of transversely polarized quarks inside the pion. It turned out that the spatial distribution of the quarks in the transverse plane were distorted, compared to that of the unpolarized quarks. Moreover, the maximum value of the density is shifted to the  $b_y$  direction. In order to examine this shift, we also calculated the average value of  $b_y$  which turned out to be  $\langle b_y \rangle = 0.152$  fm. It is in an excellent agreement with the lattice result  $\langle b_y \rangle = 0.151$  fm.

Finally, It is worth mentioning that it is also of great importance to study the spin structure of the kaon, since it sheds light on the role of flavor SU(3) symmetry breaking inside the kaon. Related works are under progress and will appear elsewhere.

### Acknowledgments

The authors are grateful to Ph. Hägler (the QCDSF/UKQCD collaborations) for providing us with the data from the lattice calculation. S.i.N. is thankful to the hospitality during his visiting Inha University, where this work was performed. The work of H.Ch.K. was supported by Basic Science Research Program through the National Research Foundation of Korea (NRF) funded by the Ministry of Education, Science and Technology (grant number: 2010-0016265). The work of S.i.N. was supported by the grant NRF-2010-0013279 from National Research Foundation (NRF) of Korea. The numerical calculations were partially performed on SAHO at RCNP, Osaka University.

- 
- [1] V. Barone, A. Drago and P. G. Ratcliffe, Phys. Rept. **359** (2002) 1.
  - [2] A.V. Efremov, K. Goeke, and P. Schweitzer, Eur. Phys. J. C **35** (2004) 207.

- [3] V. Barone, [PAX Collaboration], hep-ex/0505054.
- [4] M. Anselmino, V. Barone, A. Drago, and N.N. Nikolaev, Phys. Lett. B **594** (2004) 97.
- [5] B. Pasquini, M. Pincetti, and S. Boffi, Phys. Rev. D **76** (2007) 034020.
- [6] M. Anselmino *et al.* **75** (2007) 054032.
- [7] D. Brommel *et al.* [QCDSF/UKQCD Collaboration], Phys. Rev. Lett. **101** (2008) 122001.
- [8] D. Brommel *et al.* [QCDSF/UKQCD Collaboration], Eur. Phys. J. C **51** (2007) 335.
- [9] T. Frederico, E. Pace, B. Pasquini and G. Salme, Phys. Rev. D **80** (2009) 054021.
- [10] L. Gamberg and M. Schlegel, Phys. Lett. B **685** (2010) 95.
- [11] W. Broniowski, A. E. Dorokhov and E. R. Arriola, arXiv:1007.4960 [hep-ph].
- [12] D. Diakonov and V. Y. Petrov, Nucl. Phys. B **272**(1986) 457.
- [13] S. i. Nam and H. -Ch. Kim, Phys. Rev. D **77** (2008) 094014.
- [14] E. V. Shuryak, Nucl. Phys. B **203** (1982) 93.
- [15] D. Diakonov and V. Y. Petrov, Nucl. Phys. B **245** (1984) 259.
- [16] D. Diakonov, Prog. Part. Nucl. Phys. **51** (2003) 173.
- [17] T. Schäfer and E. V. Shuryak, Rev. Mod. Phys. **70** (1998) 323.
- [18] S. i. Nam and H. -Ch. Kim, Phys. Rev. D **74** (2006) 076005.
- [19] S. i. Nam and H. -Ch. Kim, Phys. Rev. D **74** (2006) 096007.
- [20] S. i. Nam, H. -Ch. Kim, A. Hosaka and M. M. Musakhanov, Phys. Rev. D **74** (2006) 014019.
- [21] S. i. Nam and H.-Ch. Kim, Phys. Rev. D **75** (2007) 094011.
- [22] M. C. Chu, J. M. Grandy, S. Huang and J. W. Negele, Phys. Rev. D **49** (1994) 6039.
- [23] J. W. Negele, Nucl. Phys. Proc. Suppl. **73** (1999) 92.
- [24] T. DeGrand, Phys. Rev. D **64** (2001) 094508.
- [25] P. Faccioli and T. A. DeGrand, Phys. Rev. Lett. **91** (2003) 182001.
- [26] P. O. Bowman *et al.* Nucl. Phys. Proc. Suppl. **128** (2004) 23.
- [27] D. Diakonov, M. V. Polyakov and C. Weiss, Nucl. Phys. B **461** (1996) 539.
- [28] S. R. Amendolia *et al.* [NA7 Collaboration], Nucl. Phys. B **277** (1986) 168.
- [29] V. Tadevosyan *et al.* [Jefferson Lab F(pi) Collaboration], Phys. Rev. C **75** (2007) 055205.
- [30] T. Horn *et al.* [Jefferson Lab F(pi)-2 Collaboration], Phys. Rev. Lett. **97** (2006) 192001.
- [31] W. Broniowski and E. R. Arriola, Phys. Rev. D **79** (2009) 057501.
- [32] H.-Ch. Kim, M. V. Polyakov and K. Goeke, Phys. Rev. D **53** (1996) 4715.
- [33] T. Ledwig, A. Silva and H.-Ch. Kim, Phys. Rev. D **82** (2010) 034022.
- [34] T. Ledwig, A. Silva and H.-Ch. Kim, Phys. Rev. D **82** (2010) 054014.
- [35] M. Musakhanov, Eur. Phys. J. C **9**, 235 (1999).
- [36] M. Musakhanov, Nucl. Phys. A **699**, 340 (2002).
- [37] M. M. Musakhanov and H. -Ch. Kim, Phys. Lett. B **572**, 181 (2003).
- [38] M. Diehl and Ph. Hägler, Eur. Phys. J. C **44** (2005) 87.