


Galactic astroarchaeology: reconstructing the bulge history by means of the newest data

G. Cescutti¹  and F. Matteucci^{1,2}

¹ Dipartimento di Fisica, Sezione di Astronomia, Università di Trieste, via G.B. Tiepolo 11, 34131 Trieste, Italy

² I.N.A.F. Osservatorio Astronomico di Trieste, via G.B. Tiepolo 11, 34131 Trieste, Italy

Received xxxx / Accepted xxxx

ABSTRACT

Context. The chemical abundances measured in stars of the Galactic bulge offer a unique opportunity to test galaxy formation models as well as impose strong constraints on the history of star formation and stellar nucleosynthesis.

Aims. The aims of this paper are to compare abundance predictions from a detailed chemical evolution model for the bulge with the newest data. Some of the predictions have already appeared on previous paper (O, Mg, Si, S and Ca) but some other predictions are new (Ba, Cr and Ti).

Methods. We compute several chemical evolution models by adopting different initial mass functions for the Galactic bulge and then compare the results to new data including both giants and dwarf stars in the bulge. In this way we can impose strong constraints on the star formation history of the bulge.

Results. We find that in order to reproduce at best the metallicity distribution function one should assume a flat IMF for the bulge not steeper than the Salpeter one. The initial mass function derived for the solar vicinity provides instead a very poor fit to the data. The $[\alpha/\text{Fe}]$ vs. $[\text{Fe}/\text{H}]$ relations in the bulge are well reproduced by a very intense star formation rate and a flat IMF as in the case of the stellar metallicity distribution. Our model predicts that the bulge formed very quickly with the majority of stars formed inside the first 0.5 Gyr.

Conclusions. Our results strongly suggest that the new data, and in particular the MDF of the bulge, confirm what concluded before and in particular that the bulge formed very fast, from gas shed by the halo, and that the initial mass function was flatter than in the solar vicinity and in the disk, although not so flat as previously thought. Finally, our model can also reproduce the decrease of the $[\text{O}/\text{Mg}]$ ratio for $[\text{Mg}/\text{H}] > 0$ in the bulge, which is confirmed by the new data and interpreted as due to mass loss in massive stars.

Key words. Galaxy: evolution – Galaxy: bulge – Galaxy: abundances – Stars: abundances – nuclear reactions, nucleosynthesis, abundances

1. Introduction

The bulges of spiral galaxies are generally distinguished in true bulges, hosted by S0-Sb galaxies and “pseudobulges” hosted in later type galaxies (see Renzini 2006 for references). Generally, the properties (luminosity, colors, line strengths) of true bulges are very similar to those of elliptical galaxies. In the following, we will refer only to true bulges and in particular to the bulge of the Milky Way. The bulge of the Milky Way is, in fact, the best studied bulge and several scenarios for its formation have been put forward in past years. As summarized by Wyse & Gilmore (1992) the proposed scenarios are: i) the bulge formed by accretion of extant stellar systems which eventually settle in the center of the Galaxy. ii) The bulge was formed by accumulation of gas at the center of the Galaxy and subsequent evolution with either fast or slow star formation. iii) The bulge was formed by accumulation of metal enriched gas from the halo or thick disk or thin disk in the Galaxy center. More recently, Elmegreen (2008, 2009) has proposed a bulge forma-

tion due to coalescence of large clumps in primordial galaxies. These clumps form by gravitational instability. The model requires fast gas assembly and not a hierarchical merging of pre-existing star-rich galaxies as in some hierarchical build-up models. Therefore, this model suggests a fast assembly of bulges.

The metallicity distribution function (MDF) of stars in the bulge and the $[\alpha/\text{Fe}]$ ratios greatly help in selecting the most probable scenario for the bulge formation. Matteucci & Brocato (1990) suggested that in order to fit the MDF of the bulge one should assume that it formed very quickly in less than 1 Gyr and as a consequence of this they predicted that the $[\alpha/\text{Fe}]$ ratios in the bulge stars should be oversolar for a large interval of $[\text{Fe}/\text{H}]$. Their suggestion was based on the assumption that galaxies of different morphological type suffer different histories of star formation: in particular, ellipticals and true bulges should experience a strong burst of star formation lasting for a short time, whereas spirals and even more irregulars suffer a milder and continuous star formation rate (SFR). These assumptions, coupled with the time-delay between the Fe en-

* email to: cescutti@oats.inaf.it

richment from Type Ia supernovae (white dwarfs in binary systems) and the α -element enrichment from core collapse supernovae (originating in massive stars, Type II, Ib/c), produce a different behaviour of the $[\alpha/\text{Fe}]$ vs. $[\text{Fe}/\text{H}]$ relations under different SFRs. In other words, objects such as bulges evolve very fast and the $[\alpha/\text{Fe}]$ ratios in the majority of their stars are expected to be high and oversolar for a large interval of $[\text{Fe}/\text{H}]$. This is due to the fact that, since star formation is very intense, the bulge reaches very soon a solar metallicity thanks only to the core collapse SNe, which produce some Fe, then when SNe Ia, which produce the bulk of Fe, start exploding the change in the slope occurs at a larger $[\text{Fe}/\text{H}]$ (~ 0) than in the solar vicinity (~ -1.0). For spiral and irregular instead the Fe enrichment by core collapse SNe is much less, due to the milder SFR, and when Type Ia SNe start appearing the $[\text{Fe}/\text{H}]$ is still low. Thus the change in slope in irregulars occurs at $[\text{Fe}/\text{H}] \leq -2.0$ (see Matteucci, 2001).

Years later, McWilliam & Rich (1994) observed some $[\alpha/\text{Fe}]$ ratios in stars in the Baade's window and concluded that $[\text{Mg}/\text{Fe}]$ was indeed high for a large range of $[\text{Fe}/\text{H}]$. For other elements, such as oxygen, the situation was not so clear. These data were derived from low resolution spectra. Minniti (1996) concluded from kinematics and metallicities of red giant stars in the field that the bulge formed quickly by dissipative collapse, from material left over after the formation of the halo. In the following years a great deal of observations of bulge stars appeared: high resolution abundances were derived by Zoccali et al. (2006), Fulbright et al. (2007), Lecureur et al. (2007) and these studies suggested an oversolar and almost constant value for a large $[\text{Fe}/\text{H}]$ range also for other α -elements, such as O, thus confirming that the abundance ratios indicate a fast bulge formation. From the theoretical point of view, Ballero et al. (2007a, hereafter BMOR07)) presented an updated model relative to Matteucci & Brocato (1990) for the bulge. This model includes stellar feedback and the development of a galactic wind which occurs when most of star formation in the bulge is over. Very detailed predictions were given in this paper for several elements and for the MDF. The agreement with observations was good suggesting that the bulge formed on a time scale between 0.3 and 0.5 Gyr, that the star formation was much more efficient than in the solar vicinity (by a factor of ~ 20) and that an IMF much flatter than the Scalo (1986) or Kroupa et al. (2001), adopted for the solar neighbourhood, was required. In particular, this is required by the observed MDF. Recently, many more abundance data for bulge and thick disk giant stars appeared Alves-Brito et al. (2010) measuring several α -elements and Fe. The observed trends confirm the previous papers and found a similarity between the thick disk and bulge stars. Moreover, Bensby et al. (2010) and Johnson et al. (2007, 2008) for the first time measured the same abundance ratios in microlensed dwarf and subgiant stars in the bulge and found good agreement with the abundances measured in giant stars.

The paper is organized as follows: in Section 2 we describe the observational data, in Section 3 we briefly describe the chemical model for the bulge, in Section 4 we compare our model results with the newest data and finally in Section 5 we summarize our conclusions.

2. Observational data

In this work, we choose to use only the most recent observational data for the bulge. We select the chemical abundance data calculated by Bensby et al. (2010) Alves-Brito et al. (2010) e Ryde et al. (2009). The spectra are obtained by the different authors using different techniques: Bensby et al. (2010) perform a detailed elemental abundance analysis of dwarf stars in the Galactic bulge, based on high-resolution spectra that were obtained while the stars were optically magnified during gravitational microlensing events; Alves-Brito et al. (2010) use high-resolution optical spectra of 25 bulge giants in Baade's window and 55 comparison giants (4 halo, 29 thin disk and 22 thick disk giants) in the solar neighborhood; Ryde et al. (2009) obtain high-resolution, near-infrared spectra in the H band are recorded using the CRIRES spectrometer on the Very Large Telescope, the CNO abundances can all be determined from the numerous molecular lines in the wavelength range observed, abundances of the α elements Si, S, and Ti are also determined from the near-IR spectra. For a comparison with our previous work, we decide to show for the elements Mg and O the data selected in Cescutti et al. (2009). These data are fully described in McWilliam et al. (2008).

We compare our model results for the MDF in the bulge with the MDF determined by Zoccali et al. (2008). They observed about 800 bulge field K giants with the GIRAFFE spectrograph of FLAMES at the VLT at spectral resolution $R \sim 20\,000$. The iron abundances, resulting of their LTE analysis, allowed to construct a MDF for the bulge that, for the first time, is based on high-resolution spectroscopy for each individual star.

3. The chemical evolution model

The adopted basic chemical evolution model closely follows that in BMOR07. The main assumption is that the Galactic bulge formed by the fast collapse of primordial gas (the same gas out of which the halo was formed) accumulating in the center of our Galaxy. We recall the fundamental ingredients of this model:

- Instantaneous mixing approximation: the gas over the whole bulge is homogeneous and well mixed at any time.
- Star formation rate (SFR) parameterized as follows:

$$\psi(r, t) = \nu G^k(r, t) \quad (1)$$

where ν is the star formation efficiency (i.e. the inverse of the timescale of star formation) in the bulge, $k = 1$ is chosen to recover the star formation law employed in models of spheroids (e.g. by Matteucci, 1992) and $G(r, t) = \sigma_{\text{gas}}(r, t)/\sigma(r, t_G)$ is the normalized gas surface mass density (where $\sigma_{\text{gas}}(r, t)$ is the gas surface mass density and $\sigma(r, t_G)$ is the surface gas density of the bulge at the present time $t_G = 13.7$ Gyr).

- The initial mass function (IMF) is expressed as a power law with index x :

$$\phi(m) \propto m^{-(1+x)} \quad (2)$$

within the mass range $0.1 - 100 M_\odot$. In this paper we adopt as a reference model the IMF suggested by BMOR07,

namely a two slope IMF with $x = 0.95$ for $M > 1M_{\odot}$ and $x = 0.33$ for $M < 1M_{\odot}$, and we test also a one slope Salpeter (1955) IMF ($x=1.35$) and the two-slope Scalo (1986) IMF.

- The gas which forms the bulge has a primordial chemical composition and the accretion rate is given by:

$$\dot{G}(r, t)_{inf} = \frac{A(r)}{\sigma(r, t_G)} e^{-t/\tau} \quad (3)$$

where τ is an appropriate collapse timescale and $A(r)$ is constrained by the requirement of reproducing the current total surface mass density in the Galactic bulge. Actually, we should use the halo chemical composition for the infalling gas, but our simulations have demonstrated that unless very high α -enhancements are adopted, the results are essentially the same.

- The instantaneous recycling approximation is relaxed; stellar lifetimes are taken into account in detail following the prescriptions of Kodama (1997).
- Detailed nucleosynthesis prescriptions are taken from: i) François et al. (2004), who made use of widely adopted stellar yields and compared the results obtained by including these yields in a detailed chemical evolution model with the observational data, with the aim of constraining the stellar nucleosynthesis. For low- and intermediate-mass ($0.8 - 8M_{\odot}$) stars, which produce ^{12}C , N and heavy s-elements, yields are taken from the standard model of Van den Hoek & Groenewegen (1997) as a function of the initial stellar metallicity. Concerning massive stars ($M > 10M_{\odot}$), in order to best fit the data in the solar neighbourhood, when adopting Woosley & Weaver (1995) yields, François et al. (2004) found that O yields should be adopted as a function of the initial metallicity, Mg yields should be increased in stars with masses $11 - 20M_{\odot}$ and decreased in stars larger than $20M_{\odot}$, and that Si yields should be slightly increased in stars above $40M_{\odot}$; as in BMOR07 we use here their constraints on the stellar nucleosynthesis to test whether the same prescriptions give good results for the Galactic bulge, when compared with the newest data. ii) In the range of massive stars we have also adopted the yields of Maeder (1992) and Maeder & Meynet (2002) containing mass loss. The effect of mass loss is visible only for metallicities $\geq Z_{\odot}$. The use of these yields is particularly important for studying the evolution of O and C, the two most affected elements (see McWilliam et al. 2008; Cescutti et al. 2009). iii) For Ba, we use the nucleosynthesis prescriptions adopted by Cescutti et al. (2006) to best fit the observational data for this neutron capture element in the solar vicinity; the same nucleosynthesis prescriptions give also good results when applied to dwarf spheroidals (Lanfranchi et al. 2006) and to the Galactic halo using an inhomogeneous model (Cescutti 2008). In particular, we assume that the s-process fraction of Ba is produced in low mass stars ($1 - 3M_{\odot}$), whereas the r-process fraction of Ba originates from stars in the range $12 - 30M_{\odot}$.
- The Type Ia SN rate was computed according to Greggio & Renzini (1983) and Matteucci & Recchi (2001). Yields are taken from Iwamoto et al. (1999) which is an updated

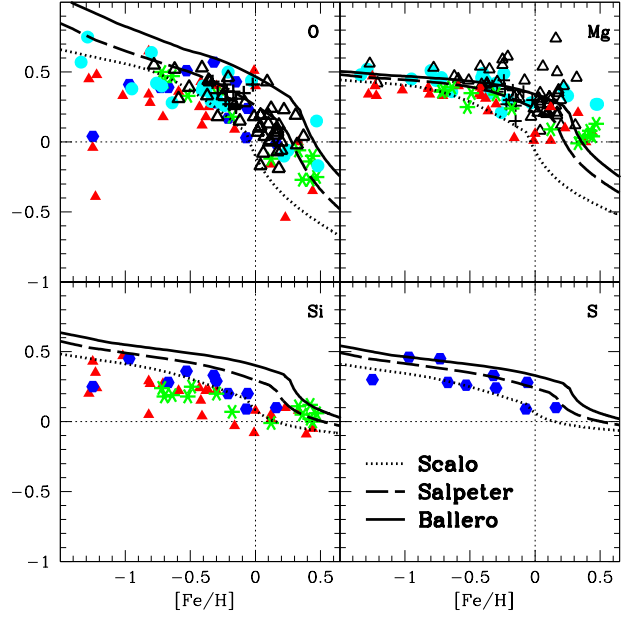


Fig. 1. Comparison between the predictions of our model using 3 different IMF for $[\text{O}/\text{Fe}]$, $[\text{Mg}/\text{Fe}]$, $[\text{Si}/\text{Fe}]$ and $[\text{S}/\text{Fe}]$ vs $[\text{Fe}/\text{H}]$ and the observations in the bulge. The observational data for the bulge are: the filled circles from MFR09 and FMR07; the open triangles from Lecureur et al. (2007); the filled triangles from Alves-Brito et al. (2010); the plus signs are the infrared results from Rich & Origlia (2005); the filled hexagons are the infrared results by Ryde et al. (2009); and the stars are the results for microlensed dwarf stars by Bensby et al. (2010).

version of model W7 (single degenerate) from Nomoto et al. (1984). These supernovae are the main contributors of Fe and produce small amounts of light elements; they also contribute to some extent to the enrichment in Si and Ca.

- The treatment of the supernova-driven galactic wind is the same as in BMOR07, where we address the reader for details.

4. Results

4.1. Constraints on the IMF

We assumed, as in previous papers, a high efficiency of star formation ($\nu = 20\text{Gyr}^{-1}$) and a short timescale for gas accretion ($\tau = 0.5\text{Gyr}$). It is supposed that the gas which formed the bulge was that shed by the halo and therefore it was slightly enriched in metallicity. The values of the above parameters produce a very fast bulge formation, as required to reproduce the bulge abundance data. We have computed several models for the Galactic bulge by varying the IMF: in particular we adopted i) the very flat IMF as described in BMOR07, ii) the Salpeter (1955) IMF and iii) the Scalo (1986) IMF. In Figure 1 we show the predicted $[\alpha/\text{Fe}]$ ratios versus $[\text{Fe}/\text{H}]$ as predicted and observed in the bulge.

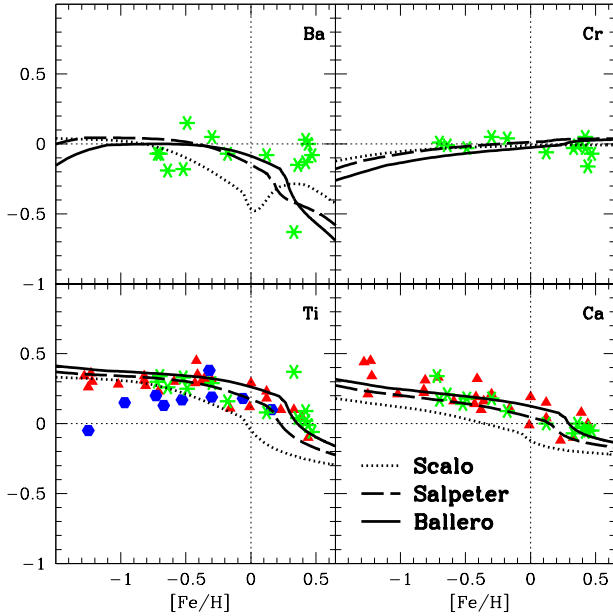


Fig. 2. Comparison between the predictions of our model using 3 different IMF for $[\text{Ba}/\text{Fe}]$, $[\text{Cr}/\text{Fe}]$, $[\text{Ti}/\text{Fe}]$ and $[\text{Ca}/\text{Fe}]$ vs $[\text{Fe}/\text{H}]$. The symbols for the observational data are the same as in Fig. 1.

This kind of diagram is usually interpreted as due to the time-delay between the chemical enrichment from the Type II and the Type Ia SNe. Another fundamental parameter in this graph is the SFR which determines the age-abundance relations and the shape of the $[\alpha/\text{Fe}]$ vs. $[\text{Fe}/\text{H}]$ relations (see Matteucci 2001). In particular, the long plateau and the oversolar values observed for the $[\alpha/\text{Fe}]$ ratios in bulge stars extending to solar metallicity, is well reproduced by a very fast bulge formation. As one can see, different IMFs predict different absolute $[\alpha/\text{Fe}]$ ratios, in the sense that flatter is the IMF and higher are the $[\alpha/\text{Fe}]$ ratios, since in a flatter IMF there are relatively more massive stars than in a steeper one. In addition, different IMFs tend to produce small variations on the knee of the $[\alpha/\text{Fe}]$ ratios, in the sense that a flatter IMF predicts a knee of $[\alpha/\text{Fe}]$ ratio at larger $[\text{Fe}/\text{H}]$ values. Therefore, the length of the plateau can in principle be used to impose constraints on the IMF. However, for the bulge the knees occur always at $[\text{Fe}/\text{H}] > 0$ since the strong assumed SFR always induces a very fast increase of the $[\text{Fe}/\text{H}]$, thus having the SNe Ia occurring when the ISM has already reached a solar Fe abundance. It is worth noting that the effect of varying the IMF is different for different elements, being more evident for O and almost negligible for S. This of course depends on the specific progenitors of each elements and in particular on whether two elements are produced by the same stars or in different mass ranges: the largest difference is, in fact, seen in the O plot, since O is mainly produced in massive stars whereas Fe is mainly produced in low and intermediate mass stars (SNe Ia). In the case of S and Si instead, SNe Ia contribute in a non-negligible way to these two elements. From a look at Figure 1 we can conclude that the Scalo

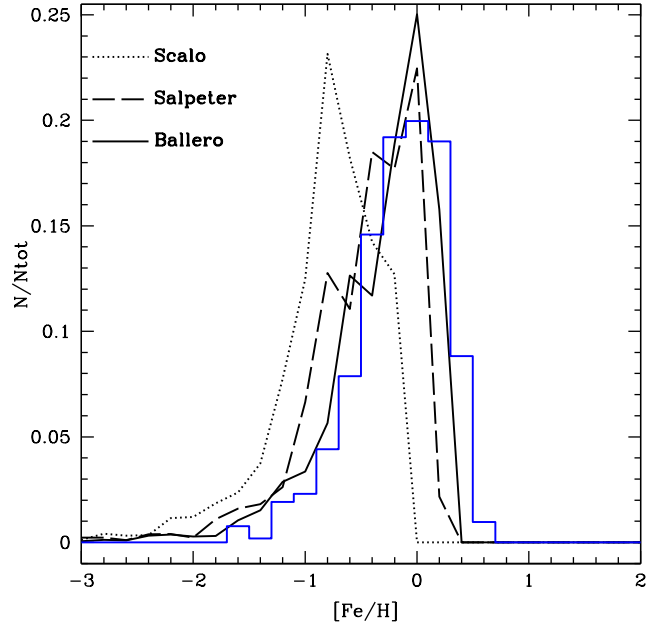


Fig. 3. Comparison between the predictions for the MDF of our model using 3 different IMF and MDF measured by Zoccali et al. (2008) in the bulge stars; the observed MDF is represented by an histogram.

IMF predicts too low $[\alpha/\text{Fe}]$ ratios, whereas the Salpeter and BMOR07 IMFs produce results more in agreement with observations. In Figure 2 we show the predicted and observed $[\text{el}/\text{Fe}]$ vs. $[\text{Fe}/\text{H}]$ for $\text{el}=\text{Ba}$, Cr , Ti and Ca . This is the first time that predictions for Ba, Cr and Ti for the bulge are presented. Also in this case the general agreement with the data is good and the best one is for the BMOR07 and Salpeter IMF, thus reinforcing the conclusion that the IMF in the bulge should be flatter than in the disk, as claimed by many papers before (e.g. Matteucci & Brocato, 1990; Matteucci et al. 1999; BMOR07). This result has important implications for the $[\alpha/\text{Fe}]$ ratios and their behaviour with $[\text{Fe}/\text{H}]$ in bulge and thick disk stars (Chiappini et al. in preparation). In fact, there are some indications (e.g. Alves-Brito & al. 2010; Meléndez & al. 2008) that some ratios are the same for bulge and thick disk stars.

However, the most convincing evidence for an IMF flatter in the bulge is provided by Figure 3 where the predicted and observed stellar metallicity distribution function (MDF) for bulge stars is plotted. As one can see, the position of the peak in the bulge MDF is extremely sensitive to the assumed IMF. A Scalo IMF, which is good for reproducing the solar neighbourhood properties, it fails completely for the bulge. The results obtained by Zoccali et al. (2008) are also consistent with the presence of a gradient in the bulge, as the ones by Minniti (1996). So, their findings support our scenario in which both infall and outflow are important and in which the bulge formed very fast by dissipative collapse of gas shed by the halo, rather than the scenario in which the bulge would result solely from the vertical heating of the bar. On the other hand, the presence

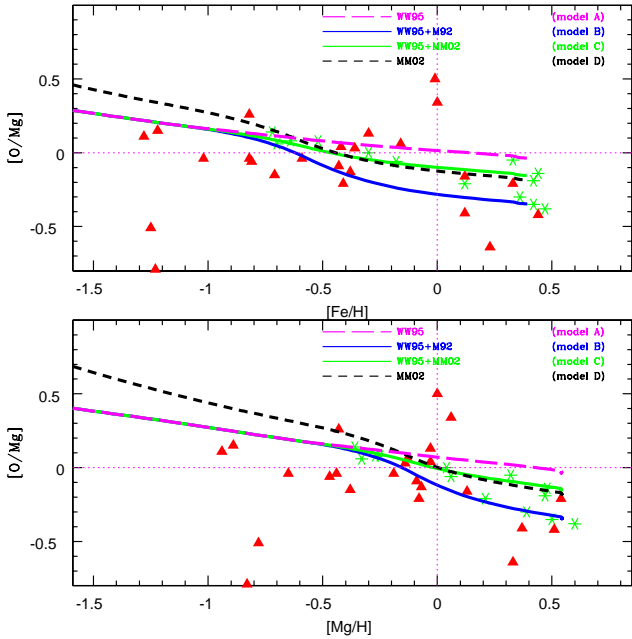


Fig. 4. Comparison between the predictions of our 4 models for $[O/Mg]$ vs $[Mg/H]$ (upper panel) and $[O/Mg]$ vs $[Fe/H]$ (lower panel). The symbols for the observational data are the same as in Fig. 1

of a radial metallicity gradient warns us about the limitations of our model which predicts only a global MDF for the bulge.

4.2. Constraints on the stellar nucleosynthesis

A very important result is the change in slope observed for bulge stars in the ratio $[O/Mg]$ for $[Mg/H] > 0$. McWilliam et al. (2008) and Cescutti et al. (2009) interpreted this effect as due to the mass loss in massive stars. In fact, the mass loss becomes important only for metallicities larger than solar and induces the effect of producing more C and He, which are the elements preferentially lost through mass loss by stellar winds, at expenses of O which is produced in a lower amount due to the loss of its progenitor elements, C and He. This effect therefore involves only C and O among heavy elements, thus producing a lowering of the $[O/Mg]$ ratio for $[Mg/H] > 0$. In this paper we show again the $[O/Mg]$ vs. $[Mg/H]$ and vs. $[Fe/H]$ (Figure 4) compared also with data relative to dwarf stars in the bulge. As one can see, also the dwarf stars confirm the change in slope for the $[O/Mg]$ ratio. In this figure are shown the predictions for models with different nucleosynthesis prescriptions (see Cescutti et al. 2009 for details): a model with massive stars evolving without mass loss (model A) which shows no change in the slope, as expected; a model with the mass loss prescriptions from Maeder (1992) for $Z > Z_{\odot}$ (model B) which gives the best agreement with the observations; two models including the more recent prescriptions for mass loss by Meynet & Maeder (2002): model C only for $Z > Z_{\odot}$ and model D for all the metallicities. It is worth noting that the same figures are shown by Alves-Brito et al. (2010) who had the files of our

models: however, they plotted twice $[O/Mg]$ vs. $[Fe/H]$ instead of $[O/Mg]$ vs. $[Fe/H]$ and $[O/Mg]$ vs. $[Mg/H]$ and then concluded that the plot as a function of $[Mg/H]$ did not provide a good fit. Here we show the correct file and the agreement with the data is indeed very good.

Therefore, we confirm here that also the newest bulge data, including dwarf stars, indicate a change in slope in the $[O/Mg]$ and that this is best explained by mass loss in massive stars which becomes important for metallicities larger than solar.

5. Discussion and Conclusions

In this paper we have shown a comparison between the predictions of a model for the Galactic bulge concerning chemical abundances and the most recent abundance data. The adopted model is that of BMOR07 assuming a very fast SFR with an efficiency 20 times higher than assumed for the solar vicinity and an infall timescale of 0.3 Gyr. It is in fact assumed that the bulge formed by accretion of material lost from the halo. In particular, some of the predictions (O, Mg, Si, S and Ca) already appeared on previous papers but here they are compared to different and newer data, whereas other predictions concerning Ba, Cr and Ti are new. We tested different IMFs (Salpeter, 1955; Scalo 1986; BMOR07). Our main conclusions can be summarized as follows:

- In order to reproduce the MDF of the bulge stars an IMF flatter than the Scalo (1986) one should be assumed. Note that the Scalo IMF, as well as the Kroupa et al. (1993) and Kroupa (2001) IMF which are good for the solar vicinity do not fit the MDF. This result is very important because it suggests that the IMF in the bulge was different than in the disk. The best IMF is the very flat one suggested by BMOR07. The same conclusion was reached by Ballero et al. (2007b) who analyzed the IMF of Kroupa (2001).
- In order to best fit the $[e/Fe]$ vs. $[Fe/H]$ relations for O, Mg, Si, S, Ti, Cr and Ba an IMF flatter than the Scalo one is also required. In these cases a Salpeter IMF can also be acceptable. Again, the Scalo and similar IMFs should be rejected. These abundance patterns suggest that the bulge formed very quickly and that the majority of bulge stars were in place already in the first 0.5 Gyr.
- We compared for the first time theoretical predictions with data from dwarf stars in the bulge. These new data agree with the previous ones relative to bulge giants and agree with our predictions. In particular, the dwarf data confirm the change in slope in the $[O/Mg]$ vs. $[Mg/H]$ observed for $[Mg/H] > 0$, a trend which has been already successfully interpret as due to mass loss in massive stars. In particular, a model including stellar yields computed with a high rate of mass loss, such as that suggested by Maeder (1992), still gives the best agreement with data.
- We need a flatter IMF than in the solar vicinity but the novelty relative to the BMOR07 paper is that we found that a Salpeter IMF with $x=1.35$ over the whole stellar mass range can also reproduce all the bulge data without the need of invoking an extremely flat IMF, as suggested in the above

paper, with $x_1 = 0.33$ for $M < 1M_{\odot}$ and $x_2 = 0.95$ for $M > 1M_{\odot}$.

6. Acknowledgements

We thank Cristina Chiappini and Andy McWilliam for many enlightening discussions. We also thank the referee Dante Minniti for his careful reading and useful suggestions. We acknowledge financial support from PRIN2007-MIUR (Italian Ministry of University and Research) Prot.2007JJC53X-001.

References

- Alves-Brito, A., Meléndez, J., Asplund, M., Ramírez, I., Yong, D. 2010, *A&A*, 513, 35
- Ballero, S.K., Kroupa, P., Matteucci, F. 2007b *A&A*, 467, 117
- Ballero, S.K., Matteucci, F., Origlia, L., Rich, R.M. 2007a, *A&A*, 467, 123
- Bensby, T., Feltzing, S., Johnson, J.A., et al. 2010, *A&A*, 512, 41
- Cescutti, G. 2008, *A&A*, 481, 691
- Cescutti, G., Matteucci, F., McWilliam, A., Chiappini, C. 2009, *A&A*, 505, 605
- Cescutti, G., François, P., Matteucci, F., Cayrel, R., Spite, M., 2006, *A&A*, 448, 557
- Elmegreen, B.G. 2009, in *Galaxy Evolution: Emerging Insights and New Challenges*, ed. S. Jogee, L. Hao, G. Blanc, & I. Marinova, ASP Conference Series, Vol. 419, 23
- Elmegreen, B.G., Bournaud, F., Elmegreen, D.M. 2008, *ApJ*, 688, 67
- François, P., Matteucci, F., Cayrel, R., et al. 2004, *A&A*, 421, 613
- Fulbright, J.P., McWilliam, A., & Rich, R.M. 2007 *ApJ*, 661, 1152
- Greggio, L., Renzini, A. 1983 *A&A*, 118, 217
- Iwamoto, K., Brachwitz, F., Nomoto, K., et al. 1999, *ApJS*, 125, 439
- Johnson, J.A., Gal-Yam, A., Leonard, D.C., et al., 2007, *ApJ*, 655, 33
- Johnson, J.A., Gaudi, B.S., Sumi, T., et al. 2008, *ApJ*, 685, 508
- Kodama, T. 1997, PhD thesis, University of Tokio
- Kroupa, P. 2001, *MNRAS* 332, 231
- Kroupa, P., Tout, C. A., Gilmore, G. 1993, *MNRAS*, 262, 545
- Lanfranchi, G.A., Matteucci, F., Cescutti, G. 2006, *MNRAS*, 365, 477
- Lecureur, A., Hill, V., Zoccali, M., et al. 2007, *A&A*, 465, 799
- Matteucci, F. 1992, *ApJ*, 397, 32
- Matteucci, F. 2001, *ASSL Vol. 253, The Chemical Evolution of the Galaxy*. Kluwer, Dordrecht, 293
- Matteucci, F., Brocato, E. 1990, *ApJ*, 365, 539
- Matteucci, F., Recchi, S. 2001, *ApJ*, 558, 351
- Matteucci, F., Romano, D., Molaro, P. 1999, *A&A*, 341, 458
- Maeder, A. 1992, *A&A*, 264, 105
- McWilliam, A., Matteucci, F., Ballero, S.K. et al. 2008, *AJ*, 136, 367
- McWilliam, A., Rich, R.M. 1994, *ApJS*, 91, 749
- Meléndez, J., Asplund, M., Alves-Brito, A., et al. 2008, *A&A*, 484, L21
- Meynet, G., & Maeder, A. 2002, *A&A*, 390, 561
- Minniti, D. 1996 *ApJ*, 459, 175
- Nomoto, K., Thielemann, F.-K., Wheeler, J.C. 1984, *ApJ*, 279, 23
- Renzini, A. 2006, *ARA&A*, 44, 141
- Rich, R.M., Origlia, L. 2005, *ApJ*, 634, 1293
- Ryde, N., Edvardsson, B., Gustafsson, B., et al. 2009, *A&A*, 496, 701
- Salpeter, E.E., 1955, *ApJ*, 121, 161
- Scalo, J.M. 1986, *FCPh*, 11, 1
- van den Hoek, L.B., & Groenewegen, M.A.T. 1997, *A&AS*, 123, 305
- Woosley, S.E., Weaver, T.A. 1995, *ApJ*, 101, 181
- Wyse, R.F.G. & Gilmore, G. 1992, *AJ*, 104, 144
- Zoccali, M., Hill, V., Lecureur, A., et al. 2008, *A&A*, 486, 177
- Zoccali, M., Lecureur, A., Barbuy, B., et al. 2006, *A&A*, 457, 1