

GRMHD in axisymmetric dynamical spacetimes: the X-ECHO code

N. Bucciantini¹ and L. Del Zanna²

¹ NORDITA, AlbaNova University Center, Roslagstullsbacken 23, 10691 Stockholm, Sweden
e-mail: niccolo@nordita.org

² Dipartimento di Fisica e Astronomia, Università di Firenze, Largo E. Fermi 2, 50125 Firenze, Italy
e-mail: luca.delzanna@unifi.it

Received... ; accepted...

ABSTRACT

We present a new numerical code, X-ECHO, for general relativistic magnetohydrodynamics (GRMHD) in dynamical spacetimes. This is aimed at studying astrophysical situations where strong gravity and magnetic fields are both supposed to play an important role, such as for the evolution of magnetized neutron stars or for the gravitational collapse of the magnetized rotating cores of massive stars, which is the astrophysical scenario believed to eventually lead to (long) GRB events. The code is based on the extension of the *Eulerian conservative high-order* (ECHO) scheme [Del Zanna et al., *A&A* 473, 11 (2007)] for GRMHD, here coupled to a novel solver for the Einstein equations in the extended conformally flat condition (XCFC). We fully exploit the 3 + 1 Eulerian formalism, so that all the equations are written in terms of familiar 3D vectors and tensors alone, we adopt spherical coordinates for the conformal background metric, and we consider axisymmetric spacetimes and fluid configurations. The GRMHD conservation laws are solved by means of shock-capturing methods within a finite-difference discretization, whereas, on the same numerical grid, the Einstein elliptic equations are treated by resorting to spherical harmonics decomposition and solved, for each harmonic, by inverting band diagonal matrices. As a side product, we build and make available to the community a code to produce GRMHD axisymmetric equilibria for polytropic relativistic stars in the presence of differential rotation and a purely toroidal magnetic field. This uses the same XCFC metric solver of the main code and has been named XNS. Both XNS and the full X-ECHO codes are validated through several tests of astrophysical interest.

Key words. Gravitation – Relativity – *Magnetohydrodynamics* (MHD) – Stars: neutron – Gamma-ray burst: general – Methods: numerical

1. Introduction

The most spectacular phenomena in high-energy Astrophysics, like those associated to active galactic nuclei (AGNs), galactic X-ray binary systems, or gamma-ray bursts (GRBs), typically involve the presence of rotating compact objects and magnetic fields. In some cases, such as the merging of binary systems (formed by either neutron stars, NSs, or black holes, BHs) or the collapse of rotating cores of massive stars towards a NS or BH, the interplay between matter, electromagnetic fields, and gravity is so strong that the MHD equations governing the fluid motions must be solved self-consistently with the Einstein equations for the spacetime metric. Even for less violent phenomena, as the oscillations of neutron stars (Font et al. 2002), a self-consistent solution of the fluid equations together with the space-time evolution is essential to properly estimate the frequencies of the eigenmodes. In the case of a binary NS merger, which is a possible mechanism to account for short GRBs, a strong magnetic field could be produced due to the induced shear (Price & Rosswog 2006). Long GRBs are instead associated to supernova events and to the core collapse of massive stars (Woosley & Bloom 2006), leading to the subsequent formation of a rotating and strongly magnetized compact object. While the mainstream *collapsar* model (Woosley 1993) implies the rapid formation of a maximally rotating Kerr BH at the center, accreting material from a torus and likely to lose energy through the Blandford-Znajek mechanism (Barkov & Komissarov 2008), a promising alternative for the GRB central engine involves the presence of a millisecond magnetar with $B \gtrsim 10^{15}$ G (Usov 1992). The ori-

gin of such enormous fields for magnetars is probably due to efficient dynamo action during the neutrino cooling phase in the hot, deleptonizing proto-NS (Duncan & Thompson 1992). On the observational side, magnetars are the accepted explanation for anomalous X-ray pulsars and soft gamma-ray repeaters (Kouveliotou et al. 1998).

On the computational side, the last decade has witnessed a very rapid evolution in the construction of shock-capturing codes for general relativistic MHD (GRMHD) in both static and dynamical spacetimes, with a wealth of astrophysical applications to the situations outlined above (Font 2008). In the present paper we describe a novel code for GRMHD in dynamical spacetimes, named X-ECHO, aimed at studying the evolution of magnetized relativistic stars and the gravitational collapse of the magnetized rotating cores of massive stars. X-ECHO is built on top of the *Eulerian conservative high-order* code (Del Zanna et al. 2007) for GRMHD in a given and stationary background metric (Cowling approximation), which in turn upgraded the previous version for a Minkowskian spacetime (Del Zanna & Bucciantini 2002; Del Zanna et al. 2003). ECHO relies on robust shock-capturing methods within a finite-difference discretization scheme (two-wave Riemann solvers and limited high order reconstruction routines), with a staggered constrained transport method to preserve the divergence-free condition for the magnetic field (to machine accuracy for second order of spatial accuracy), as proposed by Londrillo & Del Zanna (2000, 2004). The ECHO code has been already successfully applied to a variety of astrophysical situations involving magnetized plasmas around compact objects, like the dynamics and non-thermal emission of

pulsar wind nebulae (Bucciantini et al. 2003; Del Zanna et al. 2004; Bucciantini et al. 2004, 2005a,b; Del Zanna et al. 2006; Volpi et al. 2008), emission of relativistic MHD winds from rotating NSs (Bucciantini et al. 2006), magnetar winds producing long GRB jets escaping the stellar progenitor (Bucciantini et al. 2008, 2009), and post-merger accreting disks around Kerr BHs (Zanotti et al. 2010). In spite the code being fully 3D, due to the nature of the sources, invariably a plasma surrounding a central compact object, all the above applications have been performed in 2D axisymmetric spacetimes using spherical-type coordinates (either in Minkowski, Schwarzschild, or Kerr metric). The X-ECHO version presented and tested here shares the same philosophy, and, in view of the future applications mentioned above, only the axisymmetric case will be considered.

The Einstein and GRMHD equations in X-ECHO are written by fully exploiting the so-called 3 + 1 formalism (like in ECHO), in which the original covariant equations are split in their temporal and spatial components. The 3 + 1 formalism is nowadays adopted in basically all numerical schemes for general relativity (Alcubierre 2008), where the system of Einstein equations is treated like a Cauchy problem with some initial data to be evolved in time through hyperbolic equations. However, like for the solenoidal condition for the magnetic field, non-evolutionary constraints must be preserved in the numerical evolution and computational methods for modern codes are divided into two main classes: 1) *free-evolution* schemes, mainly based on hyperbolic equations alone, where this problem is alleviated by appropriate reformulations of the equations (BSSN: Shibata & Nakamura 1995; Baumgarte & Shapiro 1999), eventually with the addition of propagating modes and damping terms (Z4: Bona et al. 2003; Bernuzzi & Hilditch 2010); 2) *fully constrained* schemes, where the constraints are enforced at each timestep through the solution of elliptic equations (Bonazzola et al. 2004), a more robust but computationally demanding option, since elliptic solvers are notoriously difficult to parallelize. Most of the state-of-the-art 3D codes for GRMHD in dynamical spacetimes are based on free-evolution schemes in Cartesian coordinates (Duez et al. 2005; Shibata & Sekiguchi 2005; Anderson et al. 2006; Giacomazzo & Rezzolla 2007; Montero et al. 2008; Farris et al. 2008), and have been used, in the case of magnetized plasmas, for gravitational collapse (Duez et al. 2006a; Shibata et al. 2006a,b; Stephens et al. 2007, 2008), evolution of NSs (Duez et al. 2006b; Kiuchi et al. 2008; Liebling et al. 2010), binary NS mergers (Anderson et al. 2008; Liu et al. 2008; Giacomazzo et al. 2009), and accreting tori around Kerr BHs (Montero et al. 2010).

Provided the emission of gravitational waves is not of primary interest, a good option in the class of fully constrained scheme is represented by the *conformally flat condition* (CFC) schemes (e.g. Wilson & Mathews 2003), an approximation often employed for the study of gravitational collapse or NS stability and evolution (Dimmelmeier et al. 2002; Saijo 2004; Dimmelmeier et al. 2006; Cerdá-Durán et al. 2008; Abdikamalov et al. 2009). CFC is typically associated to axisymmetric configurations and spherical coordinates, and it is exact in the spherically symmetric case. Deviations from full GR solutions in the axisymmetric case for this kind of applications have already been shown to be negligible (Shibata & Sekiguchi 2004; Ott et al. 2007), though the nonlinear equations may show serious uniqueness problems for highly compact NSs or nascent BHs (see Cordero-Carrión et al. 2009, and references therein). Moreover, CFC requires the solution of all the elliptic equations for the metric terms at the same time, usually by means of iteration of Poisson solvers, together with the inversion

of conservative to primitive fluid/MHD variables, another iterative numerical process. All these difficulties have been resolved recently by the *extended conformally flat condition* (XCFC) formulation (Cordero-Carrión et al. 2009): all the elliptic equations (now eight rather than five) are hierarchically decoupled and local uniqueness is ensured (see also Saijo 2004), thus this will be our choice for X-ECHO.

In the present work we propose and test a new numerical solver based on XCFC for an axisymmetric spacetime in conformally flat spherical-like coordinates. We employ the same numerical grid used for the evolution of the fluid and magnetic quantities through the ECHO scheme, and the Poisson-like equations are solved through a hybrid method based on spherical harmonics decomposition and direct inversion of band diagonal matrices, resulting from a second order finite difference discretization of the radial equations, for each harmonic. As a side product, we build and make available to the community a numerical code based on XCFC to produce self-consistent GRMHD axisymmetric equilibria for polytropic relativistic stars in the presence of differential rotation and toroidal magnetic fields, here named XNS. Both XNS and the full X-ECHO codes are validated through several tests of astrophysical interest, including accuracy checks in the initial data for various NS equilibrium configurations, accuracy in finding the frequencies of their normal modes of oscillations, an evolutionary test of migration of NS unstable equilibria to stable branches, a test on the stability of a differentially rotating, magnetized NS with a toroidal field, and a *toy collapse* of a differentially rotating NS with poloidal fields, as a first step towards more realistic magneto-rotational core collapse simulations.

The paper is structured as follows. In Sect. 2 we introduce the Einstein's equations in the 3 + 1 formalism, first in their general form and then specialized in the CFC approximation, and we review the GRMHD equations. In Sect. 3 we discuss the new numerical XCFC solver assuming axisymmetry and spherical coordinates for the conformal flat 3-metric, whereas the description of our novel XNS code for NS initial data can be found in Sect. 4. Numerical validation and testing of various cases of NS equilibria, oscillations and collapse are presented in Sect. 5, while Sect. 6 is devoted to the conclusions. In the following we assume a signature $\{-, +, +, +\}$ for the spacetime metric and we use Greek letters μ, ν, λ, \dots (running from 0 to 3) for 4D spacetime tensor components, while Latin letters i, j, k, \dots (running from 1 to 3) will be employed for 3D spatial tensor components. Moreover, we set $c = G = M_{\odot} = 1$ and we absorb the $\sqrt{4\pi}$ factors in the definition of the electromagnetic quantities.

2. Basic equations in the 3 + 1 formalism

In the present section we present the 3 + 1 formalism for Einstein equations. Further details can be found in recent books and reviews on 3 + 1 numerical relativity (Wilson & Mathews 2003; Gourgoulhon 2007; Alcubierre 2008). We briefly discuss the constrained evolution schemes, focussing on the elliptic CFC and XCFC solvers, and finally, in Sect. 2.3 we review the GRMHD equations in 3 + 1 conservative form, as implemented in the original ECHO scheme (Del Zanna et al. 2007).

2.1. The Einstein equations for conformal flatness

Any numerical scheme for the evolution of Einstein's field equations

$$G_{\mu\nu} = 8\pi T_{\mu\nu}, \quad (1)$$

where $G_{\mu\nu}$ is the Einstein tensor containing the derivatives of the metric tensor $g_{\mu\nu}$ and $T_{\mu\nu}$ the matter and/or electromagnetic energy-momentum tensor, relies on the solution of an initial value (or Cauchy) problem. Clearly Eq. (1), being fully covariant, is not appropriate and the most widely used approach is the so-called 3 + 1 splitting of the spacetime $(M, g_{\mu\nu})$ by space-like hyper-surfaces Σ_t . If n^μ indicates the time-like unit normal to Σ_t (also known as the velocity of the *Eulerian* observer, $n_\mu n^\mu = -1$), the induced three-metric on each hyper-surface and the related *extrinsic curvature* can be defined respectively as

$$\gamma_{\mu\nu} := g_{\mu\nu} + n_\mu n_\nu, \quad (2)$$

$$K_{\mu\nu} := -\gamma_\mu^\lambda \nabla_\lambda n_\nu, \quad (3)$$

where ∇_μ is the 4-dimensional covariant derivative with respect to $g_{\mu\nu}$ (so that $\nabla_\lambda g_{\mu\nu} = 0$). In general, any 4-vector or tensor can be decomposed into normal and spatial components by contracting with $-n^\mu$ or with the projector γ_μ^ν , respectively. In particular, both $\gamma_{\mu\nu}$ and $K_{\mu\nu}$ are purely spatial (and symmetric) tensors.

If $x^\mu := (t, x^i)$ are the covariant coordinates adapted to the foliation of M introduced above, the line element is usually written in the so-called ADM form

$$ds^2 := g_{\mu\nu} dx^\mu dx^\nu = -\alpha^2 dt^2 + \gamma_{ij}(dx^i + \beta^i dt)(dx^j + \beta^j dt), \quad (4)$$

where the *lapse* function α and the *shift vector* β^i (a purely spatial vector) are free *gauge* functions. In this adapted coordinate system the unit normal vector has components $n^\mu = (1/\alpha, -\beta^i/\alpha)$ and $n_\mu = (-\alpha, 0_i)$. In the 3 + 1 formalism, the Einstein equations of Eq. (1) are split into a set of evolutionary equations for the 3-metric γ_{ij} and the extrinsic curvature K_{ij}

$$\partial_t \gamma_{ij} = -2\alpha K_{ij} + D_i \beta_j + D_j \beta_i, \quad (5)$$

$$\begin{aligned} \partial_t K_{ij} &= \beta^k D_k K_{ij} + K_{ik} D_j \beta^k + K_{jk} D_i \beta^k - D_i D_j \alpha + \\ &\alpha [R_{ij} + K K_{ij} - 2K_{ik} K_j^k] + 4\pi\alpha [\gamma_{ij}(S - E) - 2S_{ij}], \end{aligned} \quad (6)$$

plus a set of constraints that must be satisfied at all times

$$R + K^2 - K_{ij} K^{ij} = 16\pi E, \quad (7)$$

$$D_j (K^{ij} - K \gamma^{ij}) = 8\pi S^i, \quad (8)$$

named Hamiltonian and momentum constraints, respectively. Here $D_i := \gamma_i^\mu \nabla_\mu$ is the covariant derivative with respect to the 3-metric γ_{ij} (so that $D_k \gamma_{ij} = 0$), R_{ij} is the Ricci tensor, again with respect to γ_{ij} , $R := R_i^i$ the corresponding Ricci scalar, $K := K_i^i$ is the trace of the extrinsic curvature. As far as the fluid sources are concerned $E := n_\mu n_\nu T^{\mu\nu}$, $S^i := -n_\mu \gamma_\nu^i T^{\mu\nu}$, and $S^{ij} := \gamma_\mu^i \gamma_\nu^j T^{\mu\nu}$ (of trace $S := S_i^i$) are, respectively, the energy density, momentum density, and the stress-energy tensor as measured by the Eulerian observers.

The constraints introduced above are notoriously difficult to be maintained in the numerical evolution of Eqs. (5) and (6) and schemes are typically based on formulations that allow to minimize or dump their growth (*free evolution schemes*). On the other hand, the constraints can be enforced at each timestep during the numerical simulation, leading to the so-called *constrained evolution schemes*, where the main idea is to maximize the number of *elliptic* equations, usually more stable than *hyperbolic* equations. Moreover, in the steady state case the set of equations should easily reduce to those used for stationary spacetimes and for the construction of initial data. An example is the so-called *fully constrained formalism* (FCF) for asymptotically flat spacetimes in

full GR (Bonazzola et al. 2004), which contains the widely used set of CFC elliptic equations as an approximation. In the following we will describe the general assumptions of conformal flatness and we will review the set of CFC equations.

Let us start by assuming a conformally flat 3-metric in the form

$$\gamma_{ij} := \psi^4 f_{ij}, \quad (9)$$

where f_{ij} the *time independent* flat 3-metric (not necessarily in Cartesian coordinates), and the conformal factor satisfies $\psi = (\gamma/f)^{1/12}$, with $f := \det f_{ij}$. A second assumption is the condition of *maximum slicing* of foliations

$$K = 0. \quad (10)$$

Under these assumptions, to be preserved during time evolution, the trace of Eq. (5) and its traceless part become, respectively

$$\partial_t \ln \gamma^{1/2} \equiv \partial_t \ln \psi^{1/6} = D_i \beta^i, \quad (11)$$

$$2\alpha K_{ij} = D_i \beta_j + D_j \beta_i - \frac{2}{3}(D_k \beta^k) \gamma_{ij}, \quad (12)$$

where $\partial_t \gamma = 0$ if, and only if, $D_i \beta^i = 0$ and the extrinsic curvature can be expressed in terms of derivatives of the shift vector alone. The next step is to use covariant derivatives associated to the flat 3-metric f_{ij} , that will be indicated here by the usual *nabla* operator ∇_i (and $\nabla_k f_{ij} = 0$). When Eq. (9) holds, it is possible to demonstrate that the Ricci scalar for γ_{ij} (that for f_{ij} is zero) is

$$R = -8\psi^{-5} \Delta \psi, \quad (13)$$

in which $\Delta := \nabla_i \nabla^i$ is the usual Laplacian of flat space. The above relation combined first with the Hamiltonian constraint in Eq. (7) and then with the trace of Eq. (6) provides the following two scalar Poisson-like equations for the conformal factor ψ and the lapse function α

$$\Delta \psi = -[2\pi E + \frac{1}{8} K_{ij} K^{ij}] \psi^5, \quad (14)$$

$$\Delta(\alpha \psi) = [2\pi(E + 2S) + \frac{7}{8} K_{ij} K^{ij}] \alpha \psi^5, \quad (15)$$

where we still need to write K_{ij} in terms of flat space derivatives of the shift vector.

The traceless extrinsic curvature $A_{ij} := K_{ij} - \frac{1}{3} K \gamma_{ij} \equiv K_{ij}$ is then rescaled in the spirit of the so-called *conformal thin sandwich* (CTS) approach to initial data, also known as *time evolution* rescaling

$$K^{ij} = \psi^{-4} \tilde{A}^{ij}, \quad 2\alpha \tilde{A}^{ij} := (L\beta)^{ij}, \quad (16)$$

where the *conformal Killing* operator associated to flat metric and applied to the vector β^i is defined as

$$(L\beta)^{ij} := \nabla^i \beta^j + \nabla^j \beta^i - \frac{2}{3}(\nabla_k \beta^k) f^{ij}. \quad (17)$$

This scaling is quite natural due to Eq. (12) and since within a conformally flat decomposition of the metric we have

$$(L_\gamma \beta)^{ij} = \psi^{-4} (L\beta)^{ij}, \quad (18)$$

where L_γ indicates here the conformal Killing operator associated to γ_{ij} . On the other hand, in conformal flatness we also have

$$D_j K^{ij} = \psi^{-10} \nabla_j (\psi^{10} K^{ij}), \quad (19)$$

to be used with the above rescaling in the momentum constraint to find an equation for β^i .

Thanks to all the relations derived so far, the final set of CFC elliptic equations may be written in terms of the sources and of \tilde{A}^{ij} (containing α and first derivatives of β^i) as

$$\Delta\psi = -[2\pi E + \frac{1}{8}f_{ik}f_{jl}\tilde{A}^{ij}\tilde{A}^{kl}]\psi^5, \quad (20)$$

$$\Delta(\alpha\psi) = [2\pi(E + 2S) + \frac{7}{8}f_{ik}f_{jl}\tilde{A}^{ij}\tilde{A}^{kl}]\alpha\psi^5, \quad (21)$$

$$\Delta_L\beta^i = 16\pi\alpha\psi^4S^i + 2\psi^6\tilde{A}^{ij}\nabla_j(\alpha\psi^{-6}), \quad (22)$$

where

$$\Delta_L\beta^i := \nabla_j(L\beta)^{ij} = \Delta\beta^i + \frac{1}{3}\nabla^i(\nabla_j\beta^j), \quad (23)$$

is the so-called *conformal vector Laplacian* operator, associated to the flat 3-metric f_{ij} and applied to β^i .

2.2. From CFC to XCFC

A slightly different approach to the Einstein equations for asymptotically flat spacetimes has been recently presented (Cordero-Carrión et al. 2009). This involves a rewriting of the elliptical part of the FCF system for full GR through a different decomposition of the extrinsic curvature. Here we will just describe its conformal flatness approximation, leading to the so-called *extended conformal flatness condition* (XCFC) system of elliptic equations, improving on the CFC ones described in the previous section. The set of XCFC equations is our choice for the metric evolution in X-ECHO.

The new approach still relies on the usual conformal decomposition in Eq. (9) and on the maximum slicing condition of Eq. (10), but the choice for the decomposition of the (traceless) extrinsic curvature is different. Within a Lichnerowicz (or *momentum*) rescaling, we introduce the so-called York *conformal transverse traceless* (CTT) decomposition of the form

$$K^{ij} = \psi^{-10}\hat{A}^{ij}, \quad \hat{A}^{ij} := (LW)^{ij} + \hat{A}_{TT}^{ij}, \quad (24)$$

where the conformal Killing operator associated to the unknown vector W^i gives the *longitudinal* part of \hat{A}_{TT}^{ij} , whereas \hat{A}_{TT}^{ij} is a transverse ($\nabla_j\hat{A}_{TT}^{ij} = 0$), traceless ($f_{ij}\hat{A}_{TT}^{ij} = 0$) tensor. Consistency between the CTS and CTT decompositions (notice that $\hat{A}^{ij} = \psi^6\tilde{A}^{ij}$) should require a non-vanishing \hat{A}_{TT}^{ij} . However it has been demonstrated that this quantity is even smaller than the non-conformal part of the spatial metric within the CFC approach, and hence can be safely neglected on the level of the CFC approximation. Thus we set, as an additional hypothesis

$$\hat{A}_{TT}^{ij} = 0 \Rightarrow \hat{A}^{ij} = (LW)^{ij}, \quad (25)$$

so that \tilde{A}^{ij} is defined in terms of the auxiliary vector W^i alone. The latter is to be derived from the momentum constraint using Eq. (19), that is simply

$$\nabla_j\hat{A}^{ij} = \Delta_L W^i = 8\pi\psi^{10}S^i, \quad (26)$$

to be added to the other CFC equations.

The final *augmented* set of CFC elliptic equations, also known as XCFC equations, is then the following

$$\Delta_L W^i = 8\pi f^{ij}\hat{S}_j, \quad (27)$$

$$\Delta\psi = -2\pi\hat{E}\psi^{-1} - \frac{1}{8}f_{ik}f_{jl}\hat{A}^{kl}\hat{A}^{ij}\psi^{-7}, \quad (28)$$

$$\Delta(\alpha\psi) = [2\pi(\hat{E} + 2\hat{S})\psi^{-2} + \frac{7}{8}f_{ik}f_{jl}\hat{A}^{kl}\hat{A}^{ij}\psi^{-8}]\alpha\psi, \quad (29)$$

$$\Delta_L\beta^i = 16\pi\alpha\psi^{-6}f^{ij}\hat{S}_j + 2\hat{A}^{ij}\nabla_j(\alpha\psi^{-6}), \quad (30)$$

where for convenience we have introduced rescaled fluid source terms of the form

$$\hat{S}_j := \psi^6 S_j, \quad \hat{E} := \psi^6 E, \quad \hat{S} := \psi^6 S, \quad (31)$$

and we remind that

$$\hat{A}^{ij} = \nabla^i W^j + \nabla^j W^i - \frac{2}{3}(\nabla_k W^k)f^{ij}. \quad (32)$$

Some comments and comparisons between the CFC and XCFC sets of equations are now due.

- The unknown functions are now 8 rather than 5 (W^i , ψ , α , β^i), and this is reflected by the augmented number of elliptic equations (there is a new vector Poisson equation for the auxiliary variable W^i).
- While in CFC all the equations were strongly coupled, here the equations can be solved hierarchically one by one, in the given order, since each right hand side just contains known functions or the variable itself (in the two scalar Poisson-like equations for ψ and $\alpha\psi$).
- As we will see in the next sub-section, schemes for general relativistic hydrodynamics or MHD (like ECHO), given a metric in 3 + 1 form, actually evolve in time the *conservative* variables $\gamma^{1/2}S_j$ and $\gamma^{1/2}E$, rather than S^i and E . Since $\psi^6 = \gamma^{1/2}/f^{1/2}$ and $f^{1/2}$ is known and time-independent, the sources \hat{S}_j and \hat{E} are basically known after each computational time-step without the need of an updated value of ψ . This will be only needed to work out $\hat{S} = \psi^6\gamma_{ij}S^{ij}$, after the new value of ψ has been provided by Eq. (28) and the inversion of conservative to *primitive* variables has been achieved. Primitive variables are then updated self-consistently together with the new values for the metric, whereas this was not possible in CFC. In that case, one could either use Eq. (11) to derive a guess of the updated ψ (a method easily prone to both convergence problems and discretization errors), or one is forced to iterate simultaneously over the metric solver (the whole CFC set) and the inversion routine for the primitive variables (typically itself a numerical iterative Raphson-Newton method).
- The last, and certainly not least, issue is related to the mathematical nature of the scalar Poisson-like equations. In both cases we have a structure of the form

$$\Delta u = hu^p, \quad (33)$$

where u is the generic variable (ψ or $\alpha\psi$), h is the generic source term, and p provides the exponent of the non-linearity ($p = 0$ for a canonical Poisson equation). It can be demonstrated that the condition $ph \geq 0$ implies that the solution u is *locally unique*. While this is always true in XCFC, since we have two contributions with $p = -1$ and $p = -7$, both with $h \leq 0$, in Eq. (28), and one contribution with $p = +1$ and $h \geq 0$ in Eq. (29), local uniqueness cannot be guaranteed for the CFC system, since Eq. (21) contains a term that certainly violates the requirement (the second one, due to the presence of a factor α^{-1} in \tilde{A}^{ij}).

2.3. The GRMHD equations

The covariant equations for an ideal, magnetized, perfectly conducting plasma are

$$\nabla_\mu(\rho u^\mu) = 0, \quad (34)$$

$$\nabla_\mu T^{\mu\nu} = 0, \quad (35)$$

$$\nabla_\mu F^{*\mu\nu} = 0, \quad (36)$$

respectively the continuity equation, the conservation law for momentum-energy, and the sourceless Maxwell equation. Here ρ is the mass density as measured in the frame comoving with the fluid 4-velocity u^μ , the total momentum-energy tensor is

$$T^{\mu\nu} = \rho h u^\mu u^\nu + p g^{\mu\nu} + F^\mu{}_\lambda F^{\nu\lambda} - \frac{1}{4} (F^{\lambda\kappa} F_{\lambda\kappa}) g^{\mu\nu}, \quad (37)$$

with $h = 1 + \varepsilon + p/\rho$ the specific enthalpy, ε the specific internal energy, $p = p(\rho, \varepsilon)$ the thermal pressure (provided by some form of equation of state, EoS). Moreover, $F^{\mu\nu}$ is the Faraday (antisymmetric) electromagnetic tensor, with the associated dual $F^{*\mu\nu} = \frac{1}{2} \epsilon^{\mu\nu\lambda\kappa} F_{\lambda\kappa}$, where $\epsilon^{\mu\nu\lambda\kappa} = (-g)^{-1/2} [\mu\nu\lambda\kappa]$ is the space-time Levi-Civita pseudo-tensor ($\epsilon_{\mu\nu\lambda\kappa} = -(-g)^{1/2} [\mu\nu\lambda\kappa]$), with $g = \det g_{\mu\nu}$ and $[\mu\nu\lambda\kappa]$ is the alternating Levi-Civita symbol. The system is closed by Ohm's law for a perfectly conducting plasma, which becomes a constraint for a vanishing electric field in the frame comoving with the fluid

$$F^{\mu\nu} u_\nu = 0. \quad (38)$$

This basically replaces the Maxwell equation $\nabla_\mu F^{\mu\nu} = -J^\nu$, where the 4-current J^ν is a derived quantity as in classical MHD.

In order to derive the GRMHD equations in 3 + 1 form, as employed in ECHO, we must decompose all covariant vectors and tensors into their spatial and temporal components on each slice Σ_t of the time evolution. This can be easily achieved by using the unit normal vector n^μ introduced in the previous section

$$\rho u^\mu := D(v^\mu + n^\mu), \quad (39)$$

$$T^{\mu\nu} := S^{\mu\nu} + n^\mu S^\nu + S^\mu n^\nu + E n^\mu n^\nu, \quad (40)$$

$$F^{\mu\nu} := n^\mu E^\nu - E^\mu n^\nu + \epsilon^{\mu\nu\lambda\kappa} B_\lambda n_\kappa, \quad (41)$$

$$F^{*\mu\nu} := n^\mu B^\nu - B^\mu n^\nu - \epsilon^{\mu\nu\lambda\kappa} E_\lambda n_\kappa, \quad (42)$$

where every new quantity is now purely spatial, as measured by the Eulerian observer. In particular, $D := \rho\Gamma$ is the rest mass density, v^i is the fluid velocity, $\Gamma := (1 - v_i v^i)^{-1/2}$ is the usual Lorentz factor, whose definition is due to the condition $u_\mu u^\mu = -1$. The stress-energy 3-tensor S^{ij} , its trace S , the momentum density S^i , and the energy density E are the same quantities appearing in the 3 + 1 Einstein equations (this is why notations have been slightly modified with respect to the original ECHO paper), and are respectively given by

$$S_{ij} = \rho h \Gamma^2 v_i v_j + p \gamma_{ij} - E_i E_j - B_i B_j + \frac{1}{2} (E_k E^k + B_k B^k) \gamma_{ij}, \quad (43)$$

$$S = \rho h (\Gamma^2 - 1) + 3p + \frac{1}{2} (E_i E^i + B_i B^i), \quad (44)$$

$$S_i = \rho h \Gamma^2 v_i + \epsilon_{ijk} E^j B^k, \quad (45)$$

$$E = \rho h \Gamma^2 - p + \frac{1}{2} (E_i E^i + B_i B^i). \quad (46)$$

The electric and magnetic fields as measured by the Eulerian observer are defined as $E^i := -n_\mu \gamma_\nu^i F^{\mu\nu}$ and $B^i := -n_\mu \gamma_\nu^i F^{*\mu\nu}$, and due to the condition in Eq. (38), the electric field is a derived quantity precisely as in classical MHD

$$E_i = -\epsilon_{ijk} v^j B^k, \quad (47)$$

where $\epsilon_{ijk} = \gamma^{1/2} [ijk]$ ($\epsilon^{ijk} = \gamma^{-1/2} [ijk]$) is the Levi-Civita pseudo-tensor for the 3-metric γ_{ij} , and $[ijk]$ is the alternating symbol taking values +1, -1, or 0.

Thanks to the above decompositions, the GRMHD equations can be entirely rewritten in terms of purely spatial vectors, while

retaining the original conservation form. We end up with a sub-set of fluid-like balance laws in divergence form

$$\partial_t \mathcal{U} + \partial_i \mathcal{F}^i = \mathcal{S}, \quad (48)$$

plus a magnetic sub-set with the induction equation in curl form and the associated divergence-free condition, to be preserved at all times during evolution

$$\partial_t \mathcal{B}^i + [ijk] \partial_j \mathcal{E}_k = 0, \quad \partial_i \mathcal{B}^i = 0. \quad (49)$$

The set of *conservative* fluid variables and the set of associated fluxes are, respectively

$$\mathcal{U} := \gamma^{1/2} \begin{bmatrix} D \\ S_j \\ E \end{bmatrix}, \quad \mathcal{F}^i := \gamma^{1/2} \begin{bmatrix} (\alpha v^i - \beta^i) D \\ \alpha S_j^i - \beta^i S_j \\ \alpha S^i - \beta^i E \end{bmatrix}, \quad (50)$$

whereas the set of source terms contain the derivative of the metric and thus the curvature effects

$$\mathcal{S} := \gamma^{1/2} \begin{bmatrix} 0 \\ \frac{1}{2} \alpha S^{ik} \partial_j \gamma_{ik} + S_i \partial_j \beta^i - E \partial_j \alpha \\ \alpha K_{ij} S^{ij} - S^j \partial_j \alpha \end{bmatrix}. \quad (51)$$

Here K_{ij} is the extrinsic curvature introduced in the previous section, whose evolution is directly provided by the Einstein equations in the 3 + 1 formalism, together with γ_{ij} , or may be given in terms of the derivatives of the metric terms. For a dynamical spacetime under the maximal slicing condition, from Eq. (12) we can write

$$\alpha K_{ij} S^{ij} = \frac{1}{2} \beta^j S^{ik} \partial_j \gamma_{ik} + S_i^j \partial_j \beta^i - \frac{1}{3} [\gamma^{-1/2} \partial_i (\gamma^{1/2} \beta^i)] S, \quad (52)$$

and the same expression without the last term may be used for any stationary spacetime (Cowling approximation). As far as the induction equation is concerned, we have defined

$$\mathcal{B}^i := \gamma^{1/2} B^i, \quad (53)$$

$$\mathcal{E}_i := \alpha E_i + \epsilon_{ijk} \beta^j B^k = -\gamma^{1/2} [ijk] (\alpha v^j - \beta^j) B^k, \quad (54)$$

where the vector $\alpha v^i - \beta^i$ is sometimes called transport velocity. The induction equation may be also written in the equivalent divergence form as

$$\partial_t \mathcal{B}^j + \partial_i \{ \gamma^{1/2} [(\alpha v^i - \beta^i) B^j - B^i (\alpha v^j - \beta^j)] \} = 0, \quad (55)$$

and the antisymmetric nature of the magnetic fluxes reflects that of the original electromagnetic tensor. Whatever is the adopted choice for the form of the induction equation, we have a final set of eight hyperbolic equations. Usually the corresponding variables are named *primitive* variables, for example the set

$$\mathcal{P} := [\rho, v^i, p, B^i]^T, \quad (56)$$

for which $\mathcal{U} = \mathcal{U}(\mathcal{P})$, $\mathcal{F}^i = \mathcal{F}^i(\mathcal{P})$, and $\mathcal{S} = \mathcal{S}(\mathcal{P})$, where for simplicity we consider here the augmented system with \mathcal{B}^i in \mathcal{U} . As discussed in the previous section, the inversion of the non-linear system $\mathcal{U} = \mathcal{U}(\mathcal{P})$ to recover the set of primitive variables is achieved through a numerical iterative scheme and requires the knowledge of the volume element $\gamma^{1/2}$, for consistency updated at the same time level as \mathcal{U} .

3. The XCFC solver for axisymmetric spacetimes

The X-ECHO code for GRMHD in dynamical spacetimes is built upon the ECHO scheme, coupled to a novel solver for the XCFC equations described in Sect. 2.2. All the necessary definitions and equations have been provided in the previous section, here we specialize to the particular implementation of X-ECHO we are mostly interested in, that is under the assumption of axisymmetric GRMHD configurations, adopting spherical-like coordinates $x^i = (r, \theta, \phi)$ for the conformal flat metric.

Thus, as a first step we assume in Eq. (9) the usual spherical coordinates

$$f_{ij} = \text{diag}(1, r^2, r^2 \sin^2 \theta), \quad (57)$$

so that

$$ds^2 = -\alpha^2 dt^2 + \psi^4 [(dr + \beta^r dt)^2 + r^2 (d\theta + \beta^\theta dt)^2 + r^2 \sin^2 \theta (d\phi + \beta^\phi dt)^2], \quad (58)$$

with $f^{1/2} = r^2 \sin \theta$ and $\gamma^{1/2} = \psi^6 r^2 \sin \theta$. Moreover, we are going to specialize to the axisymmetric case, thus the condition

$$\partial_\phi \equiv 0, \quad (59)$$

will be assumed throughout the paper. Within the flat metric f_{ij} , it is convenient to introduce the orthonormal basis $e_i := (e_{\hat{r}}, e_{\hat{\theta}}, e_{\hat{\phi}})$, with

$$e_{\hat{r}} := \partial_r, \quad e_{\hat{\theta}} := r^{-1} \partial_\theta, \quad e_{\hat{\phi}} := (r \sin \theta)^{-1} \partial_\phi, \quad (60)$$

for which $f_{\hat{i}\hat{j}} = \text{diag}(1, 1, 1)$, where a similar notation as in Bonazzola et al. (2004) has been assumed. Any generic vector X can be then expressed in the usual form as

$$X := X^{\hat{r}} e_{\hat{r}} + X^{\hat{\theta}} e_{\hat{\theta}} + X^{\hat{\phi}} e_{\hat{\phi}}, \quad (61)$$

where the orthonormal (with respect to f_{ij}) components $X^{\hat{i}}$ are, respectively

$$X^{\hat{r}} := X^r, \quad X^{\hat{\theta}} := r X^\theta, \quad X^{\hat{\phi}} := r \sin \theta X^\phi, \quad (62)$$

while the relation to covariant components still involves the function ψ , since $X_i = \psi^4 f_{ij} X^j$. As far as covariant derivatives are concerned, the change of basis allows one to use the ∇_i operator of spherical coordinates. In particular, the Laplacian of a generic scalar function $u(r, \theta)$ is

$$\Delta u = \partial_r^2 u + 2r^{-1} \partial_r u + r^{-2} (\partial_\theta^2 u + \cot \theta \partial_\theta u), \quad (63)$$

whereas the orthonormal components of the conformal vector Laplacian are, respectively

$$(\Delta_L X)^{\hat{r}} = \Delta X^{\hat{r}} - 2r^{-2} (X^{\hat{r}} + \partial_\theta X^{\hat{\theta}} + \cot \theta X^{\hat{\phi}}) + \frac{1}{3} \partial_r (\nabla \cdot X), \quad (64)$$

$$(\Delta_L X)^{\hat{\theta}} = \Delta X^{\hat{\theta}} + 2r^{-2} \partial_\theta X^{\hat{r}} - (r \sin \theta)^{-2} X^{\hat{\theta}} + \frac{1}{3} r^{-1} \partial_\theta (\nabla \cdot X), \quad (65)$$

$$(\Delta_L X)^{\hat{\phi}} = \Delta X^{\hat{\phi}} - (r \sin \theta)^{-2} X^{\hat{\phi}}, \quad (66)$$

where the divergence of X is

$$\nabla \cdot X = \partial_r X^{\hat{r}} + r^{-1} (2X^{\hat{r}} + \partial_\theta X^{\hat{\theta}} + \cot \theta X^{\hat{\phi}}), \quad (67)$$

precisely the formulae of vector calculus in spherical coordinates.

The Poisson-like elliptic equations used in XCFC to compute the eight metric terms consist of two of scalar equations in the form of Eq. (33), for the variables $u = \psi$ and $u = \alpha\psi$, and

two vector equations for the generic unknown vector $X^i = W^i$ and $X^i = \beta^i$. Due to non-linearity, the scalar equations are better solved iteratively for the quantity $q_n := u_n - 1$, which in both cases gives the deviation from asymptotic flatness $\psi \rightarrow 1$ and $\alpha \rightarrow 1$, where the new value at step n is computed using the previous value at step $n - 1$ in the source term, until convergence is reached within some prescribed tolerance. Summarizing, the metric equations are expressed in one of the two generic forms

$$\Delta q_n = H_{n-1} \equiv h(1 + q_{n-1})^p, \quad (68)$$

and, using the orthonormal basis introduced above,

$$(\Delta_L X)^{\hat{i}} = H^{\hat{i}}, \quad (69)$$

where h and H are generic scalar and vector source terms, that is known functions of (r, θ) .

Numerical methods available for solving these elliptic partial differential equations (PDEs) can be divided into three main categories (see, for methods and discussions Grandclément et al. 2001; Dimmelmeyer et al. 2005): direct inversion, full relaxation, spectral. Direct inversion codes are able to solve the complete system of CFC (or XCFC) at once using Newton-Raphson solver (or any other inversion technique) on the entire computational grid over which the metric solution is desired. They have very good convergence to machine accuracy within few steps, but they suffer serious limitations: the initial guess must be close enough to the solution to avoid convergence on local minima (instead of global minima); memory requirement for matrix allocation is typically very large (usually a sparse matrix is needed in the whole 2D domain); in general direct inversion schemes solve the metric on smaller grids that the one over which the fluid variables are evolved, and require interpolation between the two, with problems that may arise at boundaries. Full relaxation codes use SOR, multigrid or other relaxation techniques. The schemes are fast, they require little memory allocation, but usually suffer from poor convergence properties: the convergence is in general slow (compared to direct or spectral schemes) and might fail on the axis or at the center, due to the singular nature of some metric elements. Spectral schemes decompose the set of CFC (or XCFC) equations using a combination of spherical harmonics (based on Legendre polynomials) in the angular directions and Chebyshev polynomials in the radial direction. This ensures a correct behavior on the axis and at the center even with a limited number of eigenfunctions, but they require specific grids and sometimes complex compactifications or multi-domain decomposition techniques with appropriate boundary conditions for each multipole and each domain. The metric solver in X-ECHO uses a mixed technique. In the angular direction we decompose using spherical harmonics, to preserve the correct asymptotic form on axis. However, the set of ordinary differential equations (ODEs) obtained for each harmonic is then solved using direct inversion over the same radial grid used in the GRMHD code, with no need of interpolation or compactification. At second order accuracy in a finite difference discretization, the scalar equations reduce to the simple inversion of tridiagonal matrices (band diagonal matrices for the poloidal components of the vector Poisson equations), where appropriate solvers are fast, require little memory allocation, and typically converge with high accuracy.

For the scalar Poisson-like Eq. (68) we then decompose, for each level n of iteration (here omitted), the unknown q as

$$q(r, \theta) := \sum_{l=0}^{\infty} [A_l(r) Y_l(\theta)], \quad (70)$$

where

$$Y_l(\theta) \equiv Y_l^0(\theta) := \sqrt{\frac{2l+1}{4\pi}} P_l(\cos \theta), \quad (71)$$

with P_l the Legendre polynomial of degree l and the axisymmetry condition has been imposed ($m = 0$). The PDE, where the Laplacian is provided in Eq. (63), may be then split into the series of radial ODEs for each harmonic l

$$\frac{d^2 A_l}{dr^2} + \frac{2}{r} \frac{dA_l}{dr} - \frac{l(l+1)}{r^2} A_l = H_l, \quad (72)$$

where the new source term is

$$H_l(r) := \oint H(r, \theta) Y_l(\theta) d\Omega, \quad (73)$$

with $d\Omega = 2\pi \sin \theta d\theta$ and the integral running from $\theta = 0$ to $\theta = \pi$ due to axisymmetry.

As far as the vector Poisson equation in Eq. (69) is concerned, the unknown vector \mathbf{X} is first decomposed into vector spherical harmonics, that is, in the axisymmetric case

$$\mathbf{X}(r, \theta) := \sum_{l=0}^{\infty} [A_l(r) Y_l(\theta) \mathbf{e}_{\hat{r}} + B_l(r) Y_l'(\theta) \mathbf{e}_{\hat{\theta}} + C_l(r) Y_l'(\theta) \mathbf{e}_{\hat{\phi}}], \quad (74)$$

where $Y_l' := dY_l/d\theta$. As it is apparent from the operators in Eqs. (64-67), the set of equations split into a series of ODEs with, for each harmonic l , a coupled poloidal part for the radial functions $A_l(r)$ and $B_l(r)$

$$\frac{4}{3} \frac{d^2 A_l}{dr^2} + \frac{8}{3r^2} \left(r \frac{dA_l}{dr} - A_l \right) - \frac{l(l+1)}{r^2} \left(A_l + \frac{r}{3} \frac{dB_l}{dr} - \frac{7}{3} B_l \right) = H_l^{\hat{r}}, \quad (75)$$

$$\frac{d^2 B_l}{dr^2} + \frac{2}{r} \frac{dB_l}{dr} - \frac{4l(l+1)}{3r^2} B_l + \frac{1}{3r} \frac{dA_l}{dr} + \frac{8}{3r^2} A_l = H_l^{\hat{\theta}}, \quad (76)$$

and a toroidal part

$$\frac{d^2 C_l}{dr^2} + \frac{2}{r} \frac{dC_l}{dr} - \frac{l(l+1)}{r^2} C_l = H_l^{\hat{\phi}}, \quad (77)$$

for $C_l(r)$ alone. The new source terms are given by

$$H_l^{\hat{r}}(r) := \oint H^{\hat{r}}(r, \theta) Y_l(\theta) d\Omega, \quad (78)$$

$$H_l^{\hat{\theta}}(r) := \frac{1}{l(l+1)} \oint H^{\hat{\theta}}(r, \theta) Y_l'(\theta) d\Omega, \quad (79)$$

$$H_l^{\hat{\phi}}(r) := \frac{1}{l(l+1)} \oint H^{\hat{\phi}}(r, \theta) Y_l'(\theta) d\Omega. \quad (80)$$

These integrals, as well as that in Eq. (73), are computed in X-ECHO by using Gaussian quadrature points, so the original source terms must be first interpolated on the required locations.

As anticipated, we use finite differences and a second order approximation for first and second spatial derivatives, so that, for each harmonic l , the two coupled poloidal equations are reduced to the inversion of a sparse matrix of bandwidth 7, whereas the toroidal equation leads to a tridiagonal matrix (standard open source routines are employed). Boundary conditions at $r = 0$ and $r = r_{\max}$ are given by the parity and asymptotic properties of the multipole corresponding to the harmonic l . In particular, we assume that at the center $A_l(r)$ has parity $(-1)^l$, whereas $B_l(r)$ and $C_l(r)$ have parity $(-1)^{l+1}$, and at large distances from the central sources the multipoles are forced to decay as $r^{-(l+1)}$.

4. Axisymmetric GRMHD equilibria: the XNS code

One of the most common application of the fully constrained formalism is the search of self-consistent (axisymmetric) equilibrium configurations (i.e. fluid quantities and metric) for compact relativistic stars (we will simply refer to these objects with the term NS) a typical case of initial data problem in GR (Cook 2000; Stergioulas 2003; Gourgoulhon 2010). Several codes have been presented in the years addressing this issue (Komatsu et al. 1989a,b; Cook et al. 1994; Stergioulas & Friedman 1995; Nozawa et al. 1998; Bonazzola et al. 1998; Kiuchi & Yoshida 2008), and all of them, despite the different approaches and upgrades (e.g. differential rotation, toroidal magnetic field), adopt the so-called *quasi-isotropic* coordinates. Under the conditions

$$\partial_t \equiv 0, \quad \partial_\phi \equiv 0, \quad (81)$$

we write here the corresponding line element in the form

$$ds^2 = -\alpha^2 dt^2 + \psi^4 (dr^2 + r^2 d\theta^2) + R^2 (d\phi - \omega dt)^2, \quad (82)$$

which resembles that of the CFC metric for axisymmetric spacetimes of Eq. (58) in spherical coordinates and reduces to it when

$$R = \psi^2 r \sin \theta, \quad (83)$$

where only in this case the function ψ in Eq. (82) recover the meaning of conformal factor. In general, we can think the metric function $R := \gamma_{\phi\phi}^{1/2}$ to be a sort of generalized cylindrical radius, whereas $\omega := -\beta^{\hat{\phi}}$ is the intrinsic angular velocity about the symmetry axis of the *zero angular momentum observers* (ZAMOs: Bardeen et al. 1972), that are the normal (Eulerian) observers for an axisymmetric spacetime. When $\omega = 0$ the spacetime is spherically symmetric and the two metrics both reduce to that in isotropic Schwarzschild coordinates. In the following we briefly re-derive the GRMHD equilibrium condition (a Bernoulli-like integral) for purely toroidal flows and magnetic fields in quasi-isotropic coordinates, more general derivations can be found in (Kiuchi & Yoshida 2008) or (Komissarov 2006), this latter work applied to magnetized tori around rotating BHs (see also the final numerical test in Del Zanna et al. 2007).

The only non vanishing components of the spatial (Eulerian) 3-vectors v^i and B^i are the azimuthal ones, and the corresponding moduli are

$$v := (v_\phi v^\phi)^{1/2} = R v^\phi = \alpha^{-1} R (\Omega - \omega), \quad (84)$$

$$B := (B_\phi B^\phi)^{1/2} = R B^\phi, \quad (85)$$

where we have used the 3 + 1 relations $u^\phi = \Gamma(v^\phi + \omega/\alpha)$, $u^t = \Gamma/\alpha$, and we have defined $\Omega := u^\phi/u^t = d\phi/dt$, the angular velocity of the fluid seen by an observer at rest at infinity (a function of r and θ for a differentially rotating NS). The equilibrium condition we are looking for can be directly derived from the 3 + 1 conservative form of the GRMHD equations, in which the only non vanishing contribution is due to the two poloidal components of the momentum conservation in Eq. (48)

$$\begin{aligned} & \gamma^{-1/2} \partial_j [\gamma^{1/2} \alpha (p + \frac{1}{2} B^2)] - \alpha (p + \frac{1}{2} B^2) \frac{1}{2} \gamma^{ii} \partial_j \gamma_{ii} \\ & - \alpha (\rho h \Gamma^2 v^2 - B^2) \frac{1}{2} R^{-2} \partial_j R^2 + \rho h \Gamma^2 R v \partial_j \omega \\ & + (\rho h \Gamma^2 - p + \frac{1}{2} B^2) \partial_j \alpha = 0, \end{aligned} \quad (86)$$

where j is either r or θ and we remind that the electric field vanishes. Recalling that $\frac{1}{2} \gamma^{ii} \partial_j \gamma_{ii} = \gamma^{-1/2} \partial_j \gamma^{1/2}$ and differentiating

the definition of v , after a few algebraic steps the following condition can be found:

$$\frac{\partial_j p}{\rho h} + \partial_j \ln \alpha - \partial_j \ln \Gamma + \frac{\Gamma^2 v^2 \partial_j \Omega}{\Omega - \omega} + \frac{\partial_j (\alpha^2 R^2 B^2)}{2\alpha^2 R^2 \rho h} = 0. \quad (87)$$

Integrability of this equation demands the following conditions:

- A barotropic EoS, $p = p(\rho h)$. The simplest choice and the most common assumption is a polytropic law

$$p = K\rho^{1+1/n} \Rightarrow h = 1 + (n+1)K\rho^{1/n}, \quad (88)$$

where n is the polytropic index (the corresponding adiabatic index is $\gamma = 1 + 1/n$).

- The quantity $F := u_\phi u^t \equiv \Gamma^2 v^2 / (\Omega - \omega)$, related to the specific angular momentum $\ell := -u_\phi / u_t$, is a function of the angular velocity Ω alone. A commonly adopted differential rotation law (e.g. Stergioulas 2003) is

$$F(\Omega) = A^2(\Omega_c - \Omega) = \frac{R^2(\Omega - \omega)}{\alpha^2 - R^2(\Omega - \omega)^2}, \quad (89)$$

where Ω_c is the central angular velocity and A is a measure of the differential rotation rate. For uniform rotators $\Omega = \Omega_c$ (and $A \rightarrow \infty$), and this contribution can be excluded from the Bernoulli integral.

- A sort of magnetic barotropic law, where αRB is a function of $\alpha^2 R^2 \rho h$. The simplest choice is a magnetic polytropic law

$$\alpha RB = K_m(\alpha^2 R^2 \rho h)^m, \quad (90)$$

where m is the magnetic polytropic index, with $m \geq 1$ (Kiuchi & Yoshida 2008).

Using the above prescriptions we can easily derive the final GRMHD Bernoulli integral

$$\ln \frac{h}{h_c} + \ln \frac{\alpha}{\alpha_c} - \ln \Gamma - \frac{A^2}{2}(\Omega_c - \Omega)^2 + \frac{mK_m^2}{2m-1}(\alpha^2 R^2 \rho h)^{2m-1} = 0, \quad (91)$$

where again with the subscript c we indicate values at the center.

The above derivation is exact for quasi-isotropic coordinates and obviously applies also to the CFC sub-case. In the non-magnetized case, it has been demonstrated that, even for rapid rotators close to the mass shedding limit (see Sect. 5.3), solutions obtained with the RNS numerical code (Stergioulas & Friedman 1995) show very little deviations from a CFC metric, so in principle one would expect the CFC limit to provide a reasonably good approximation of the correct solution for compact relativistic stars. Given the above mentioned computational advantages in the solution of the XCFC system of equations with respect to the original set of coupled PDE of fully constrained schemes, our choice has been to build a novel numerical code (written in Fortran90), which we name XNS and that can be freely downloaded at

<http://sites.google.com/site/niccolobucciantini/xns>

This takes advantage of the same XCFC metric solvers developed for the X-ECHO scheme described in the present section. A comparison between equilibria found with XNS and RNS is presented in Sect. 5.3, together with a discussion of the results.

XNS employs a self-consistent method in the search for the axisymmetric equilibrium solutions of relativistic compact stars,

in the presence of differential rotation and a purely toroidal magnetic field, thus metric terms and fluid-like quantities are derived at the same time. Given the values of the six free parameters $K, n, A, \Omega_c, K_m, m$, plus a guess for the central density ρ_c , the following steps are taken:

- A starting guess for the CFC metric terms (α, ψ, ω) is provided from the previous step, with R provided by Eq. (83). The first time the spherically symmetric Tolman-Oppenheimer-Volkoff (TOV) solution in isotropic coordinates (Tolman 1934) for the metric of a non-rotating and non-magnetized NS with a central density value ρ_c is computed through a shooting method for ODEs.
- On top of these metric terms and for each grid point, Ω is derived by inverting Eq. (89), then v (and Γ) can be determined from Eq. (84). Finally, h_c is a known function of ρ_c and the Bernoulli integral in Eq. (91) is solved via a Newton method to find the local values of h and ρ , allowing us to determine also the magnetic field strength from Eq. (90).
- Combining the updated fluid quantities with the old metric, the new conserved quantities \hat{E}, \hat{S}_j are derived.
- The set of XCFC equations is solved for this set of conserved variables, and a new metric is computed. Here only the azimuthal components for the vector Poisson equations are treated, in order to find W^ϕ and then β^ϕ . We remind here that the conservative to primitive variables inversion must be enforced between the solutions to the two scalar Poisson-like equations, namely after the new value of ψ is found and before that of α .

These steps are repeated until convergence to a desired tolerance is achieved. However, a word of caution is in order here. Since XNS is based on the XCFC metric solver, that works on the conservative variables densitized with ψ^6 , convergence is actually enforced on the central value of the quantity $\hat{D} := \psi^6 D = \psi^6 \rho_c$. Therefore, given that the final conformal factor ψ for the self-consistent 2D equilibrium may be quite different from that derived from the radial TOV solution at the first step, the final value of ρ at the center is expected to differ from the parameter ρ_c in the Bernoulli integral. If one wants to find an equilibrium converging exactly to a central density ρ_c , an additional overall iterative loop is needed.

Before concluding the section, some remarks are in order. One might question the choice of a purely toroidal field versus a more realistic configuration including a poloidal component. However, equilibrium with poloidal fields is only possible for uniform rotators, with magnetic field fully confined within the star. It is well known (Goldreich & Julian 1969) that any poloidal magnetic field extending outside a rotating NS will lead eventually to a spin-down of the same, even for a dipole aligned with the rotation axis, unless the star is surrounded by a true vacuum. A small charge density of order of 10^{20} cm^{-3} pairs is enough to break this assumption, even in the case of millisecond rotators with $B \sim 10^{17} \text{ G}$, and the timescale to replenish an evacuated magnetosphere is of order of the rotation period. For such strong magnetic fields, affecting the overall equilibrium of the NS and providing a non negligible contribution to the global stress-energy tensor in the Einstein equations (lower fields have little dynamical effects and can be easily treated as perturbations) the problem becomes particularly severe because the typical spin-down time for millisecond rotators can be as short as 50 ms. Weaker magnetic field can lead to much longer spin-down times, and those configurations might be considered *quasi-equilibrium* cases, at least for the time of a typical numer-

ical run (a few thousands M). However they are of little interest, as stated above.

One might also question if purely toroidal configurations are stable, and, if not, what is the growth rate of instabilities. A recent study of the stability properties of neutron star with strong toroidal field has been presented by Kiuchi et al. (2008). Their results show that non-rotating neutron stars with a magnetic polytropic law with $m \geq 2$ are always unstable, and that (uniformly) rotating systems are stable only if their kinetic energy exceed by at least a factor 5 the magnetic energy. However, even if their conclusions about stability are supported by numerical simulations, it must be pointed out that their criterion is derived analytically only in the Newtonian regime, where magnetic field and spacetime metric are not coupled. Moreover, their full GR results do not consider intermediate cases with $1 < m < 2$, thus further investigation is certainly needed.

5. Numerical results

We present here a set of numerical tests of the X-ECHO scheme. Standard HD/MHD tests in a static background metric (Cowling approximation) have been already presented elsewhere both for a flat metric (Del Zanna & Bucciantini 2002; Del Zanna et al. 2003) and for a given stationary curved spacetime (Del Zanna et al. 2007). As discussed in the introduction, the performances of the ECHO code in astrophysical scenarios involving a variety of different conditions like strong shocks, relativistic outflows, strong gravity, and highly magnetized systems, have also been already assessed in numerous papers. For these reasons, the results presented here focus mostly on evaluating the quality of our novel metric solver, and the performances of the HD/MHD ECHO algorithms when coupled with a dynamical spacetime. Moreover, the original ECHO scheme was designed for high-order accuracy, whereas the metric solver implemented in X-ECHO is formally only second order in space. Given that the performances of high-order reconstruction techniques has already been tested (Del Zanna et al. 2007), for simplicity, we have decided to limit our set-up to second order accuracy, both in space and time, which is always a good compromise between efficiency, accuracy, and robustness.

As discussed in the introduction, only in recent years stable numerical schemes for GRMHD in dynamical spacetimes have started to appear. This, together with the intrinsic degrees of freedom in the choice of gauge and coordinate systems, typical of GR, have resulted in a lack of well defined, agreed upon, standard numerical tests (in the spirit of what shock-tube problems are in flat space-time or accretion/outflows solutions are for a stationary curved metric). While in 1D a few problems have emerged as standard benchmarks, this cannot be said about multidimensional cases yet, also because of a lack of analytical solutions for fully multidimensional dynamical problems. Some of the tests that we have selected here, have been already published in the literature, using different numerical schemes, both fully constrained (Dimmelmeier et al. 2002; Stergioulas et al. 2004; Dimmelmeier et al. 2006; Cordero-Carrión et al. 2009) and hyperbolic (Font et al. 2002; Bernuzzi & Hilditch 2010), so that we can validate our code against existing results. Some other have been done in the perturbative regime and compared with the results of linear theory, and when possible also with previous numerical simulations. However, in an attempt to evaluate the performances under different conditions, we also present some novel cases.

Unless otherwise stated, in all our numerical tests we will use a Courant number of 0.4, an ideal gas EoS with $\gamma = 2$

(corresponding to a polytropic index $n = 1$ for the initial data in XNS), and we will solve the full GRMHD system, including the equation for the total energy density E , often neglected in isentropic tests for a given polytropic law. For the approximate Riemann solver, we use here for the first time the HLLC solver by (Mignone & Bodo 2006), never applied before to GRMHD studies in curved, evolving spacetimes, to our knowledge. This choice is imposed by the sharp transition between the rotating NS and the external atmosphere, since the two-wave solver HLL is found to be too diffusive on the contact discontinuity. Reconstruction at cell boundaries is achieved for simplicity through a *monotonized-central* (MC) algorithm, though the other choices described in the appendix of (Del Zanna et al. 2007) are also possible. The XCFC metric solver is invoked every 10 steps of the HD/MHD Runge-Kutta evolution scheme. In 2D runs we use 50 Gaussian quadrature points and 20 spherical harmonics. With these settings, we have managed to make comparable the computational times taken by the metric solver, usually slower, and by a single Runge-Kutta cycle of the fluid solver. Thus, solving XCFC at every fluid step will only double the overall times, but no significant improvement has been noticed in the results. Finally, grid spacing will be constant both along the radial direction r and the polar angle θ , so the number of points is enough to specify the grid in each direction.

5.1. Stability of a TOV stable radial solution

Our first test consists in the evolution of a stable 1D radial NS configuration. We adopt, as initial condition, a solution of the TOV equations in isotropic coordinates, corresponding to a polytropic gas with $K = 100, n = 1$, and central density $\rho_c = 1.280 \times 10^{-3}$, a model also known as A0 (AU0) or B0 (BU0) in the literature (Font et al. 2000; Stergioulas et al. 2004; Dimmelmeier et al. 2006). This corresponds to a NS extending to a radius $r = 8.13$. It is possible to show that this star lies on the stable part of the mass-radius curve, so we expect the code to be able to maintain this configurations for times longer than their typical sound crossing time (~ 0.5 ms). Outside the star we assume, at the beginning of the run, a low density and hot ($\rho \simeq 10^{-7}$, $p/\rho \simeq 0.2$) atmosphere in hydrostatic equilibrium ($ah = \text{const}$), in pressure balance at the surface of the NS. Contrary to previous treatments, where the atmosphere was reset at every time step to keep it stationary, we leave it free to evolve (collapse or expand) in response to the NS oscillations. Given its low density, the atmosphere has negligible feedback on the star. The simulation is performed using 625 grid points in the radial domain $r = [0, 20]$, corresponding to a star resolved over 250 points. The evolution is followed for a time $t_{\text{max}} = 1500$ corresponding in physical units to $\simeq 7.5$ ms.

Fig. 1 shows a comparison between the initial density profile and that at t_{max} , together with a plot of the central density ρ_c as a function of time. Relative variations of density in the NS interior are of order of 10^{-4} , with major deviations only at the contact discontinuity of the NS surface, due to diffusion over the much lower density atmosphere. This triggers the natural vibration modes of the NS, that are the observed fluctuations, which are the natural outcome for this physical system. Notice that the central density, plotted in the insert of Fig. 1, shows fluctuations of order of 10^{-3} at most, but no sign of any secular trend. This is most likely due to the large number of points over which the star is resolved. The slow damping of the oscillations, from 10^{-3} to a few 10^{-4} , is probably due to the thermal dissipation associated to the use of an ideal gas EoS, and the numerical viscosity of the scheme. At the beginning of the simulation we observe a

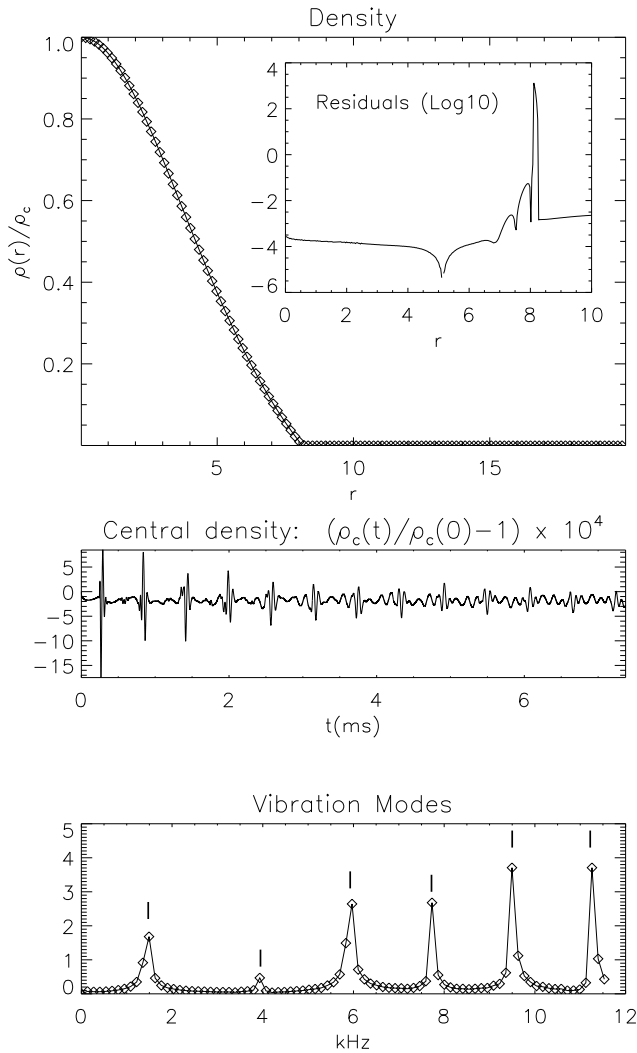


Fig. 1. Evolution of a stable TOV solution in spherical symmetry and isotropic coordinates. The upper panel shows a comparison between density in the initial solution (solid line) and the result at $t_{\max} = 1500$ (diamonds). For clarity the result at t_{\max} is shown every 5 points. The insert shows the residuals. The spike at $r \approx 8$ is due to diffusive relaxation at the NS boundary. The middle panel shows the relative variations in time of the central density. The lower panel shows the Fourier transform of the central density. Solid line and diamonds indicate the power of the Fourier series in arbitrary units. The vertical markers indicate the frequency of known eigenmodes. The frequency resolution of our time series is ~ 150 Hz.

relaxation of the central density to a value which is $\sim 2 \times 10^{-4}$ lower than the initial condition, probably because of discretization errors. However the average value seems to remain constant at later times. This shows the ability of the code to maintain a stable equilibrium, even for several (~ 10) sound crossing times. It also shows that the presence of a dynamical atmosphere causes no problem for the stability of the TOV solution. On the contrary, the atmosphere itself seems to be quite stable, as shown by the fact that its density changes by a factor smaller than 1%.

In the bottom panel of Fig. 1 we plot a Fourier transform of the central density in time. Markers indicate the positions of the known eigenmodes. This is a test of the performance of the code in handling a dynamical space-time, at least in the linear regime, for small perturbations. The values of the eigenmodes,

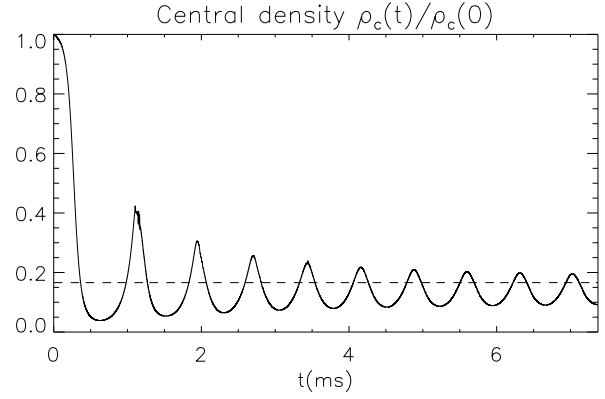


Fig. 2. Evolution of the central density for the migrating unstable TOV solution in spherical symmetry and isotropic coordinates. The horizontal dashed line indicates the density of the stable TOV solution corresponding to the same mass $\rho_c = 1.650 \cdot 10^{-3}$.

the fundamental in particular, are quite different in the Cowling approximation where the metric is kept fixed in time (Font et al. 2002). It is interesting to note also that no initial perturbation has been introduced, and that the oscillations of the star are only due to the relaxation of the initial conditions and possible round off-errors. Indeed, the large power present in the higher frequency modes suggests that the initial excitation is confined to small scales, most likely at the surface of the star. The presence of a freely evolving atmosphere does not seem to affect the frequency of the modes, at least within the accuracy of our temporal series.

5.2. Migration of an unstable TOV radial solution

A genuinely non-trivial situation in the fully non-linear regime, involving large variations of the metric and fluid structure, is the migration of an unstable 1D TOV solution. Following (Font et al. 2002; Cordero-Carrión et al. 2009; Bernuzzi & Hilditch 2010) we select a solution of the TOV equations in isotropic coordinates, corresponding to a polytropic gas with again $K = 100$, $n = 1$, and central density $\rho_c = 7.993 \times 10^{-3}$. This corresponds to a star extending to a radius $r = 4.26$, on the unstable part of the mass-radius curve. The external atmosphere is set as in the previous test. Due to truncation errors and the initial relaxation of the NS/atmosphere transition, this configuration migrates to the stable branch. This evolution causes large amplitude pulsations, and the formation of a shock between the outer mantle and inner core of the star, where part of the kinetic energy is dissipated into heat. During the evolution the star expands to quite large radii. The run is done using 900 grid points in the radial domain $r = [0, 30]$. A small fraction of the stellar mass (smaller than $\sim 10^{-3}$) is lost at the outer radius during the first bounce. The evolution is followed for a time $t_{\max} = 1500$ corresponding in physical units to ≈ 7.5 ms.

Fig. 2 shows the evolution of the central density in time. Results agree with what has been previously presented, both concerning the amplitude of the fluctuations, the value of the density at the first minimum and at the first and second maxima, the frequency of the oscillations, their non-sinusoidal shape, and the asymptotic value of the central density with respect to the expected value for a stable configuration with the same mass. As already noted (Font et al. 2002), the lower average central density at later time (with respect to a stable model with the

Table 1. Comparison between RNS and XNS for rigidly rotating compact stars. Gravitational masses are in units of M_\odot , r_e and r_p are the equatorial and polar radii.

Model	Ω ($\times 10^{-2}$)	M		r_e		r_p/r_e	
		RNS	XNS	RNS	XNS	RNS	XNS
BU0	0.000	1.400	1.400	8.13	8.13	1.00	1.00
BU1	1.075	1.432	1.433	8.33	8.34	0.95	0.95
BU2	1.509	1.466	1.468	8.58	8.56	0.90	0.90
BU3	1.829	1.503	1.505	8.82	8.85	0.85	0.85
BU4	2.084	1.543	1.455	9.13	9.15	0.80	0.80
BU5	2.290	1.585	1.586	9.50	9.52	0.75	0.75
BU6	2.452	1.627	1.629	9.95	9.98	0.70	0.70
BU7	2.569	1.666	1.667	10.51	10.53	0.65	0.65
BU8	2.633	1.692	1.693	11.26	11.30	0.60	0.60
BU9	2.642	1.695	1.698	11.63	11.60	0.58	0.58

same mass), is due to shock heating during the bounce phase, that changes the thermal content of the star.

5.3. Accuracy of uniformly rotating 2D equilibria

Following Sect. 4, we have built a series of 2D equilibrium models for rigidly rotating neutron star in the XCFC approximation for the metric. The computational grid covers the domain $r = [0, 20]$ and $\theta = [0, \pi]$, with 650 zones in radius and 100 zones in angle. In this section we compare them with equivalent models built using the publicly available code RNS (Stergioulas & Friedman 1995; Nozawa et al. 1998; Stergioulas 2003), which for us constitutes a reference benchmark. RNS is an accurate solver for non-magnetized, uniformly rotating NS configurations in quasi-isotropic coordinates, for which we recall that in 2D $R^2 \neq \psi^4 r^2 \sin^2 \theta$ in Eq. (82). This is both a test of the quality of the XCFC approximation, for genuinely non-spherically symmetric systems, and an evaluation of the performances of our metric solver. We have selected the BU series of models from the literature (Stergioulas et al. 2004; Dimmelmeier et al. 2006), with a fixed central density $\rho_c = 1.280 \times 10^{-3}$, the usual polytropic law with $K = 100, n = 1$, but different values of the *uniform* rotation rates. Tab. 1 presents the models and compares some global properties derived using RNS with those derived using our implementation of the XCFC solver in XNS. Results agree within the accuracy of the models themselves ($\Delta r = 0.03$). The model BU9 represents an equilibrium at the mass shedding limit, and it is particularly sensitive to accuracy and round-off errors. Indeed, when solving the Bernoulli condition Eq. (91) to derive the matter distribution, in the case of model BU9, we had to impose the further condition $\rho = 0$ for $r > 11.6$, to avoid unbounded solutions.

In Fig. 3 we show the comparison between the model BU8 (we already pointed out the problems for model BU9) derived using our solver for the CFC metric and the solution of RNS. It is clear that the CFC approximation provides a good description of the matter and fluid properties of the equilibrium configuration, throughout the entire star. The densities along the polar axis and at the equator, together with the velocity profile $v := (v_\phi v^\phi)^{-1/2}$, are all well reproduced. In terms of the metric coefficient, we see that the discrepancy is of order 10^{-3} , and is comparable with the level of non conformally flatness, defined as the difference between ψ and $[R/(r \sin \theta)]^{1/2}$ in Eq. (82). Somewhat larger deviations, of order a few 10^{-3} in the NS interior, are characteristic of the shift β^ϕ , increasing at larger radii where the value of the shift approaches zero, analogously to what was observed by Dimmelmeier et al. (2002).

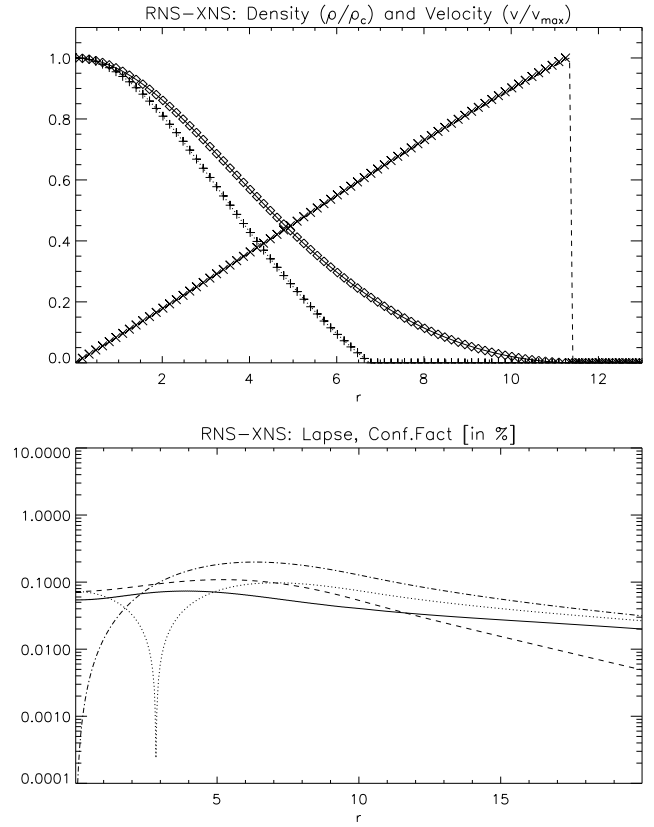


Fig. 3. Comparison between RNS and XNS solutions, for model BU8. The upper panel shows the fluid quantities. The solid (dotted) line represents the density at the equator (polar axis) derived using RNS, both normalized against ρ_c . The dashed line is the profile of the rotational velocity module v , normalized to its maximum (0.37462). Diamonds, crosses and pluses represent values of the same quantities as derived using XNS, where for clarity we report one symbol every 5 radial points. The lower panel shows the residual of various metric terms at the equator. The solid line is the relative error between the lapse α computed with XNS and RNS. Dashed and dotted lines represent the relative error between the conformal factor ψ of the CFC metric with respect to that in quasi-isotropic coordinates and the quantity $[R/(r \sin \theta)]^{1/2}$. The dot-dashed line represents the difference between ψ and $[R/(r \sin \theta)]^{1/2}$ both computed in quasi-isotropic coordinates, and can be considered a measure of the non conformal flatness of the RNS solution.

5.4. Stability of uniformly rotating 2D equilibria

In the same spirit as for the numerical test presented in Sec. 5.1, we show here the result of a time evolution of two equilibrium configurations, BU2 and BU8. They correspond to a mildly rotating star and to a case of rapid rotation, respectively. The initial condition are derived according to the recipe given in Sec. 4 in conformally flat metric, and their accuracy has already been discussed in the previous section. The domain, $r = [0, 16]$ and $\theta = [0, \pi]$, is spanned by 200 zones in the radial direction and 100 zones in angle. The star is resolved on average over about 100 radial zones. The evolution is followed for a time $t_{\max} = 1500$, corresponding in physical units to ≈ 7.5 ms. As in the previous tests, we initialize, outside the star, a hot and low density atmosphere, initially in equilibrium and then allowed to freely evolve in time. As was already noted in the previous 1D cases, even in 2D the presence of this freely evolving atmosphere has negligible dynamical effects on the star, due to its low density, and there is no need of enforcing a reset to the initial values.

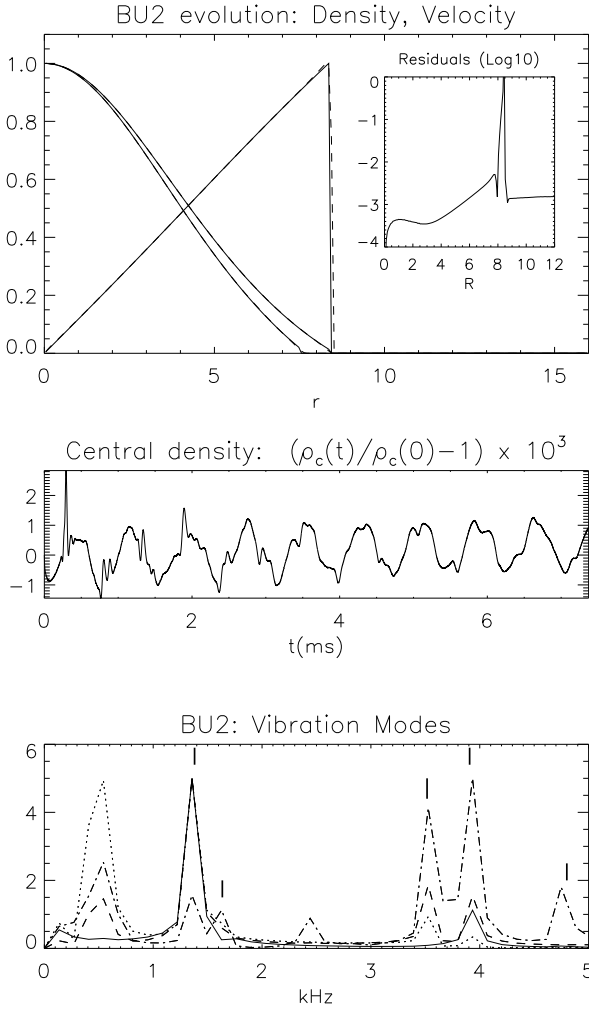


Fig. 4. Evolution of a stable BU2 solution. The upper panel shows a comparison between the initial values of equatorial and axial densities, and equatorial rotational velocity v (solid lines), against the value of the same quantities at $t_{\max} = 1500$ (dashed lines). The densities are normalized to the central initial value ρ_c , the velocity to its maximum initial value (0.1619). The insert shows the relative difference between the equatorial densities as a function of radius. The spike at $r \approx 8$ is due to diffusion at the NS surface, also partly visible in the velocity profile. The middle panel shows the variation in time of the central density. Note that there is a hint of a secular trend of increasing density, with an average increase during the whole run of a few 10^{-4} . The bottom panel shows the Fourier transform of the density (solid line), v^r (dotted line), v^ϕ (dashed line), and v^θ (dot-dashed line), at the point $r = 3.0$, $\theta = 45^\circ$ of model BU2. The vertical markers indicate the frequency of known eigenmodes. The frequency resolution of our time series is ~ 150 Hz.

For the model BU2, Fig. 4 compares the equatorial and axial densities together with the module of the rotational velocity v , at time $t = 0$ and $t = t_{\max}$. The evolution of the central density is also shown. The oscillations of order or 10^{-3} are due to the excitation of the stellar eigenmodes by initial round-off errors and relaxation at the boundary between the star and the atmosphere. No initial perturbation was introduced into the model. Changes in the value of the equatorial density at the end of the run, with respect to the initial values, are of the same order of the amplitude of the oscillations that are excited by the initial relaxation. A small secular drift of order $\sim 5 \times 10^{-4}$ in the average value of the central density is visible by the end of the run. It is most

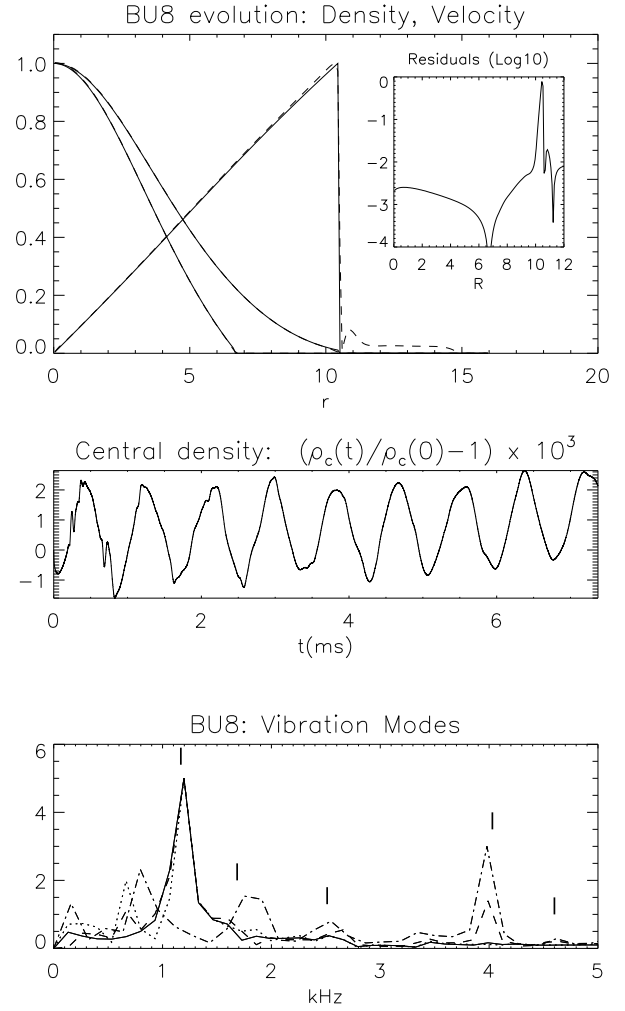


Fig. 5. Evolution of a stable BU8 solution. The upper panel shows a comparison between the initial values of equatorial and axial densities, and equatorial rotational velocity v (solid lines), against the value of the same quantities at $t_{\max} = 1500$ (dashed lines). The densities are normalized to the central initial value ρ_c , the velocity to its maximum initial value (0.3499). The insert shows the relative difference between the equatorial densities as a function of radius. The spike at $r \approx 10$ is due to diffusion at the NS surface, also partly visible in the velocity profile. The middle panel shows the variation in time of the central density. Note that there is a hint of a secular trend of increasing density, with an average increase during the whole run of a few 10^{-3} . The bottom panel shows the Fourier transform of the density (solid line), v^r (dotted line), v^ϕ (dashed line), and v^θ (dot-dashed line), at the point $r = 3.0$, $\theta = 45^\circ$ of model BU8. The vertical markers indicate the frequency of known eigenmodes. The frequency resolution of our time series is ~ 150 Hz.

likely due to the lower number of points in the radial direction over which the star is resolved (~ 100), compared to the 1D case (~ 250) where no drift was observed. In the bottom panel of Fig. 4, we plot a Fourier transform of various fluid quantities in time. The quantities are all measured at a selected location inside the star: $r = 3.0$ and $\theta = \pi/4$. Normal mode analysis is beyond the scope of this paper, so here we just present a simple single-point analysis. Selecting other points in the star does not change the location of the peaks in the power series (though it affects their relative amplitude). Given that no perturbation is introduced in the initial data, modes are differently excited, depending on the initial relaxation (certain modes can in principle

even not be excited). Markers indicate the positions of the known $l = 0$, $l = 2$ and $l = 4$ eigenmodes (Dimmelmeier et al. 2006). This is a test of the performance of the code in handling an axisymmetric dynamical spacetime, at least in the linear regime for small perturbations. The fundamental F and first overtone H_1 of the $l = 0$ mode are correctly recovered, together with the 2p_1 for the dipolar $l = 2$ mode, and the 4p_1 for the quadrupolar $l = 4$ mode. The 2f_1 dipolar mode is only visible in the spectrum of v^θ . The v^θ spectrum also shows a peak at 2.45 kHz, which does not correspond to any of the known low frequency modes. It is possible that its origin might be due to some form of non-linear coupling, or perhaps an effect of the free atmosphere. However, as already noted in the 1D radial case, the presence of a freely evolving atmosphere does not seem to affect the frequency of the modes, at least within the accuracy of our temporal series. It is interesting to recall that inertial modes can be also excited with a continuum spectrum extending in a frequency range between 0 and 2Ω (Font et al. 2002). The peak at 500 Hz, corresponds in fact to the rotation frequency of the star.

We have repeated the same analysis for the model BU8, with the same simulation setup. This represents a rapidly rotating case, close to the mass shedding limit, and it is a more demanding test than the mildly rotating case, BU2. Results are shown in Fig. 5. Many of the same considerations, as for the previous BU2 case, still apply and will not be repeated. Typical deviations in the value of the density are larger (about a factor 2) than in the previous case. There is also evidence for a secular drift (increase) of the central density, whose average value at the end of the run is a factor 10^{-3} higher than at the beginning. Again this drift seems to be twice what is observed in the BU2 case, suggesting a drop in accuracy at higher rotation rates. We also show a Fourier transform of various fluid quantities in time. These are all monitored at the same selected location: $r = 3.0$ and $\theta = \pi/4$. It is clear that in this case the first $l = 0$ mode F is by far the most strongly excited. However, power in the first $l = 0$ overtone H_1 , at the quadrupole $l = 4$ mode 4p_1 , and $l = 2$ overtone 2p_1 , is also present. Little power seems to be present at the $l = 2$ 2f_1 mode. The time evolution of the v^θ component is quite noisy: there is no evidence of power at the H mode frequency, the peak at 1.7 kHz might be a poorly resolved 2f_1 mode, or a contaminated inertial mode close to 2Ω frequency. The power that is visible around 700 – 800 Hz is likely due to inertial modes, and, analogously to the BU2 case, its frequency corresponds to the rotation frequency of the star.

5.5. Stability of differentially rotating magnetized equilibria

We present here the evolution of an equilibrium configuration, which is both differentially rotating and contains a strong toroidal magnetic field. The conditions for such equilibrium and how to build it have been described in Sec. 4. There are no similar tests presented in the literature, and, as a consequence, no reference against which to compare our results. However, this setup allows us to investigate a strongly magnetized case, where we expect the magnetic field to have significant dynamical effects. Tests in the literature have, at most, focused on the case of weak poloidal fields (Cerdá-Durán et al. 2008), for the reasons discussed in Sect. 4. However, we are interested here is evaluating a case with a magnetic field that is not simply a small perturbation, but that has enough energy to modify the underlying equilibrium. Given that the algorithm described in Sec. 4 consider only toroidal fields, we limit our analysis to such a case and we hope that the proposed test can become a standard, once our XNS solver will be made of open use.

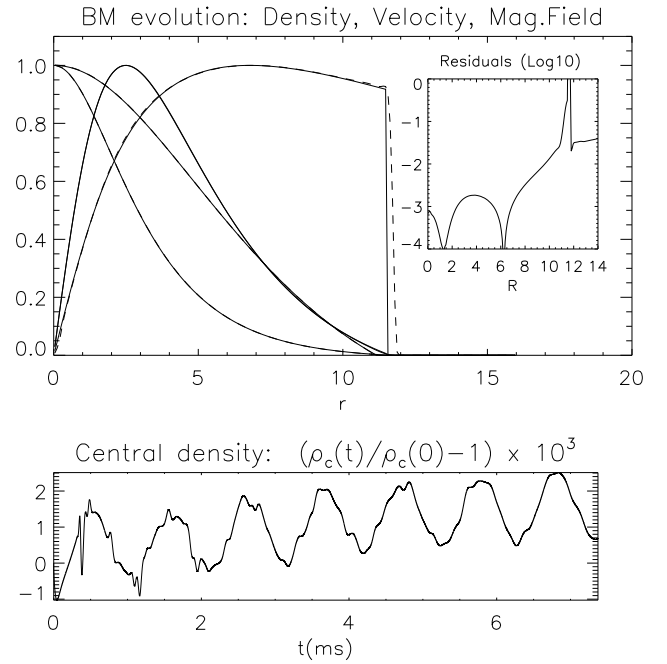


Fig. 6. Evolution of a stable magnetized solution. The upper panel shows a comparison between the initial profiles of the equatorial and axial densities, the equatorial rotational velocity v and toroidal magnetic field B (solid lines), and the value of the same quantities at $t=1500$ (dashed lines). Densities are normalized to the initial central value, velocity to its maximum (0.09810) initial value, and magnetic field to its maximum initial value too. The insert shows the relative difference between the equatorial densities as a function of radius. The spike at $r \approx 12$ is due to diffusive relaxation at the boundary between the high density star and low density atmosphere. The lower panel shows the variation in time of the central density, at $\theta = \pi/2$. Note that there is a secular trend of increasing density, with an average increase during the simulation run of $\sim 1.5 \times 10^{-3}$.

The equilibrium model has the same central density of the non-magnetized cases $\rho_c = 1.280 \times 10^{-3}$, and the usual polytropic law $K = 100, n = 1$. We adopt a differential rotation profile with $\Omega_c = 0.02575$, $A^2 = 70$, and a magnetic field characterized by a magnetic polytropic index $m = 1$ and coefficient $K_m = 3$, corresponding to a maximum magnetic field inside the star of $\approx 5 \times 10^{17}$ G, and to a ratio of magnetic energy to total internal energy ≈ 0.1 (we name this new model BM). With respect to an equilibrium with a very similar rotational structure but no magnetic field (model B2: Stergioulas et al. 2004; Dimmelmeier et al. 2006) the star is a factor ~ 1.5 larger in equatorial radius. The domain, $r = [0, 16]$ and $\theta = [0, \pi]$, is covered with 200 zones in the radial direction and 100 zones in angle. The star is resolved on average over about 120 radial zones. The evolution is followed until a final time $t_{\max} = 1500$ corresponding in physical units to ≈ 7.5 ms.

Fig. 6 compares the equatorial and axial profiles of the density, together with the rotational velocity $v = (v_\phi v^\theta)^{1/2}$, and the magnetic field $B = (B_\phi B^\theta)^{1/2}$, at time $t = 0$ and $t = t_{\max}$. There is evidence for a secular drift (increase) of the central density, whose average value at the end of the run is a factor 1.5×10^{-3} higher than at the beginning, together with typical oscillation of similar amplitude. Larger deviations of order of 10^{-2} characterize the outer layer of the star for $r > 10$, where the ratio of magnetic pressure to gas pressure is larger. This is also visible in the broader shear layer that form at the boundary with the at-

mosphere, compared to non magnetized cases (Figs. 4-5). There is also some evidence for a drop in the rotation rate of the core. The reason is not clear, it could either be due to some angular momentum redistribution from the core to the outer layer of the star, or to some convection taking place in the core, possibly excited by initial relaxation. It is likely that, due to round-off errors and to the initial relaxation, some free energy might be injected into the star to power convective motions in regions of marginal convective stability as the core. We have however verified that the typical poloidal velocities in the core are $\sim 10^{-4}$, which implies that it will be necessary to follow the system for a much longer time in order to see whether this convective motions are stabilized. This also agrees with the results presented by Kiuchi et al. (2008), which suggest, even for the case of strong instabilities, typical convective timescales of a few thousands of M .

A detailed analysis of the stability of strongly magnetized configurations is beyond the scope of this paper. This test however demonstrates that stable configurations are preserved for many sound-crossing times, in cases involving strong magnetic fields too. We have not carried out a full mode investigation, as in the previous cases, because there are no known values to compare our results to. There is also no reference solution, as in the case of RNS for non magnetized rigid rotators. However, already from the plot of the central density, it is possible to see an oscillatory behavior, with a typical frequency 900 Hz. The amplitude of the oscillations, 10^{-3} , is about one order of magnitude smaller than the result of Kiuchi et al. (2008). This frequency can be compared with the fundamental mode of a non magnetized configuration, with a similar velocity profile ($\Omega_c = 0.02575$, and $A^2 = 70$), which is located at 1.37 kHz (Dimmelmeier et al. 2006). There are also some hints that the first $l = 0$ overtone might have a similarly smaller frequency, even if there is little power in it and its identification in the spectrum is not certain. A lower frequency for $l = 0$ modes can easily be understood, if one recall that it is well known (e.g. Bucciantini et al. 2003) that toroidal magnetic fields behave as gas with adiabatic index $4/3$, for $l = 0$ perturbations. Compared with the gas, which has adiabatic index 2, the presence of strong toroidal magnetic field leads to a softening of the generalized EoS of the perturbations, corresponding to a lower sound speed, and longer vibrational periods. The larger radial extent of the star also contributes, given that the period or radial compressive modes scales as the sound crossing time.

5.6. Toy collapse

Collapse simulations are often presented as a test for code performances. However, they often aim at simulating realistic systems and involve complex physics: to the complexity of exact MHD solutions in a dynamical metric (Bocquet et al. 1995), they usually add sophisticated initial conditions from stellar evolution, tabulated EoS, and neutrino transport. While all these elements are undoubtedly important in the study of the physics of core collapse, it might be questioned whether they are truly necessary to evaluate the performances of the metric solver. Moreover, the diversity in setup, EoS, and transport algorithms makes a direct comparison among different codes quite difficult. Such simulations are also hard to reproduce, if, for example, initial conditions or tabulated EoS are not easily and freely available, or require specific code implementations. Moreover, results themselves often show the growth of turbulence (convection) and MRI (Cerdá-Durán et al. 2008), for which comparison should be done in phase space, and not on selected snapshots at arbitrary times. In an attempt to construct a simple run with well

posed initial conditions, a simple EoS, and no complex physics, we have designed a novel test run of what we call a *toy collapse*. However, this incorporates some of the important elements of a fully 2D non-linear evolution typical of a more realistic collapse scenario.

The chosen initial conditions are the following

$$\begin{cases} \rho = 10^{-4} \\ p = \max[\pi/3 (10^2 - r^2)\rho^2, 10^{-9}] \\ v^\phi = \alpha^{-1}(0.025 + \beta^\phi) \end{cases} \quad \text{if } r \leq 10 \quad (92)$$

$$\begin{cases} \rho = 10^{-7} \\ p = 10^{-9} \\ v^\phi = 0.0 \end{cases} \quad \text{if } r > 10 \quad (93)$$

corresponding to a rigidly rotating uniform sphere. Note that the kinetic pressure is $1/2$ of the hydrostatic value, for the same matter distribution, in Newtonian gravity and with no rotation. To this configuration a poloidal magnetic field is added using a generator potential:

$$A_\phi = \max[3 - \sqrt{8(r-6)^2 + 36(\theta - \pi/2)^2}, 0.], \quad (94)$$

where

$$\gamma^{1/2} B^r = \partial_\theta A_\phi \quad (95)$$

$$\gamma^{1/2} B^\theta = \partial_r A_\phi, \quad (96)$$

where we recall that $\gamma^{1/2} = \psi^6 r^2 \sin \theta$.

The initial conditions are found by solving the XCFC equations together with the above conditions for the fluid and magnetic variables. This provides us with a self-consistent set of conserved variables and metric coefficients, corresponding to our choice of primitive variables (note that our definition of velocity implicitly involves the metric). The evolution of this configuration incorporates various elements of strongly dynamical and aspherical collapse. The original uniform sphere collapses preferentially along the polar axis, where there is no centrifugal support, while it tends to expand at the equator, where rotation is stronger, forming a strongly oblate disk. Due to the stiff EoS, the system bounces when the central density has increased of about 50%, then the structure re-inflates, driving a shock into the lower density of the surrounding atmosphere. During the collapse the poloidal field is stretched, compressed, and twisted by rotation, but remains confined inside the star. In fig. 7 we show three snapshots of the evolution, that we describe as follows: the quasi-spherical initial collapse, the bounce, and the final structure. The numerical domain, $r = [0, 35]$ and $\theta = [0, \pi]$, is made up by 500 zones in the radial direction and by 150 zones in angle. The initial high density sphere is resolved over about 150 radial zones. The evolution is followed for a time $t_{\max} = 200$ corresponding in physical units to ≈ 1 ms.

6. Conclusions

In this paper we have upgraded the *Eulerian conservative high-order* code for GRMHD (ECHO: Del Zanna et al. 2007) to dynamical spacetimes. We have chosen a fully constrained method and conformal flatness for the Einstein equations, and in particular we have built a numerical solver based on the *extended conformally flat condition* scheme (XCFC: Cordero-Carrión et al. 2009) for the elliptic equations providing the metric terms. This is known to improve on the previous CFC formulation (e.g. Wilson & Mathews 2003), both because of

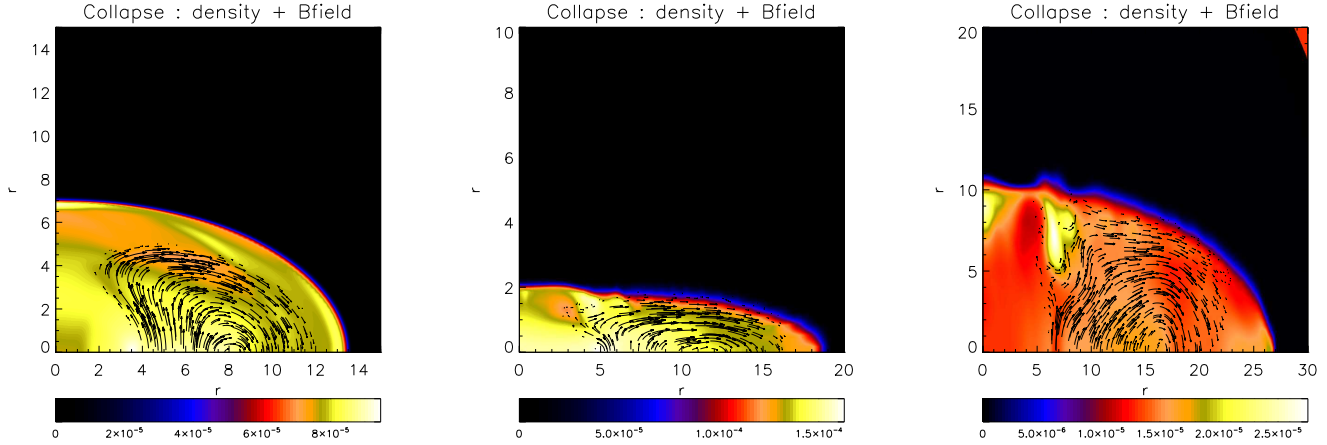


Fig. 7. Evolution of the *toy collapse* model. Panels show the rest mass density and the magnetic field lines (represented by arrows) at three different instants of the evolution. Left panel: $t = 50$, initial aspherical collapse. Note that the star is collapsing along the axis but expanding at the equator. Middle panel: $t = 100$, bounce. The star has turned into a disk (aspect ratio $\sim 1/10$). Right panel: $t = 200$, later expansion. The density is now about 15% of the initial value. A density bump is formed distorting the magnetic field.

the hierarchical nature of the equations to solve (the elliptic equations are fully decoupled), and because local uniqueness of the solution is ensured even for highly dynamical non-linear cases. Our novel scheme is here named X-ECHO and we also present a code to produce self-consistent initial data (metric terms and GRMHD quantities) for polytropic, differentially rotating, relativistic (neutron) stars with a toroidal magnetic field, named XNS. This code is publicly available at <http://sites.google.com/site/niccolobucciantini/xns> and we hope it will provide useful benchmark initial data for NS evolution or core collapse in the magnetized case.

Both X-ECHO and XNS work in spherical coordinates of the conformally flat metric and axisymmetry is assumed. The 2D metric solver for the elliptic equations (Poisson-like scalar PDEs and vector Poisson PDEs) use a mixed technique: spectral decomposition in spherical harmonics (or vector spherical harmonics) in the angular direction and finite-differences leading to the inversion of band-diagonal matrices in the radial direction. This is achieved on the same numerical grid used for evolving the fluid/MHD quantities, thus avoiding the need for interpolation over different meshes. We fully test the codes against known problems involving fluid configurations in dynamical spacetimes, basically 1D and 2D evolution and vibration modes for NS configurations, migration to stable branches, and we propose a couple of novel GRMHD test problems, the evolution of a differentially rotating magnetized NS and a *toy collapse* simulation in the presence of poloidal magnetic fields. The metric solver is fast, and, on the cases we have tested, the CPU time required to solve the XCFC system, is comparable with the time taken to update the MHD fluid quantities, despite the use of fast Riemann solver (HLL/HLLC). For higher than second order reconstruction techniques, the computational time is always dominated by the HD/MHD module. The code has been validated against previous results obtained with both *free-evolution* and *fully constrained* schemes, and with the linear theory for perturbations. Performances for strong magnetic fields, and violently dynamical configurations, even for large deviation from sphericity, show that the method and its implementation with the HD/MHD module are stable, in the situations of interest.

For the immediate future we plan to investigate the stability and to find the characteristic vibrational modes of a set of magnetized NS configurations, with and without differential rotation,

both for stable and unstable magnetic profiles. We also plan to investigate the growth of magnetic field due to MRI in differentially rotating NS, which might be of some interest to explain the late flaring activity that is observed in long duration GRBs, and that, within the millisecond-magnetar model, is commonly attributed to bursty magnetic activity in the cooled and convectively stable NS. However, the final goal is to include a more realistic treatment of the microphysics, going beyond the simple ideal gas law implemented here for reproducibility of the numerical tests, especially as far as neutrino heating is concerned, and possibly to couple our code with a transport algorithm for neutrinos as required for collapse calculations. This will allow us to study in details the magnetized core-collapse scenario, and to investigate the role of a strong magnetic field in shaping and regulating the collapse. More in particular, we also plan to derive from magnetized collapse simulations a more realistic setup for the (long) GRB model recently proposed by Bucciantini et al. (2009), where a newly born millisecond proto-magnetar drives a GRMHD wind, that, due to confinement of the external stellar envelopes, collimates relativistic jets escaping the progenitor along the poles.

Acknowledgements. We sincerely thank Sebastiano Bernuzzi for having introduced us to the world of the Einstein equations and for suggesting us some useful tests and benchmarks, and Luca Franci for practical help with the use of the RNS code for initial data. The work of NB has been supported by a NORDITA fellowship grant.

References

- Abdikamalov, E. B., Dimmelmeier, H., Rezzolla, L., & Miller, J. C. 2009, MNRAS, 392, 52
- Alcubierre, M. 2008, Introduction to 3+1 Numerical Relativity (Oxford University Press)
- Anderson, M., Hirschmann, E. W., Lehner, L., et al. 2008, Physical Review Letters, 100, 191101
- Anderson, M., Hirschmann, E. W., Liebling, S. L., & Neilsen, D. 2006, Classical and Quantum Gravity, 23, 6503
- Bardeen, J. M., Press, W. H., & Teukolsky, S. A. 1972, ApJ, 178, 347
- Barkov, M. V. & Komissarov, S. S. 2008, MNRAS, 385, L28
- Baumgarte, T. W. & Shapiro, S. L. 1999, Phys. Rev. D, 59, 024007
- Bernuzzi, S. & Hilditch, D. 2010, Phys. Rev. D, 81, 084003
- Bocquet, M., Bonazzola, S., Gourgoulhon, E., & Novak, J. 1995, A&A, 301, 757
- Bona, C., Ledvinka, T., Palenzuela, C., & Z{a}ček, M. 2003, Phys. Rev. D, 67, 104005

- Bonazzola, S., Gourgoulhon, E., Grandclément, P., & Novak, J. 2004, Phys. Rev. D, 70, 104007
- Bonazzola, S., Gourgoulhon, E., & Marck, J. 1998, Phys. Rev. D, 58, 104020
- Bucciantini, N., Amato, E., & Del Zanna, L. 2005a, A&A, 434, 189
- Bucciantini, N., Bandiera, R., Blondin, J. M., Amato, E., & Del Zanna, L. 2004, A&A, 422, 609
- Bucciantini, N., Blondin, J. M., Del Zanna, L., & Amato, E. 2003, A&A, 405, 617
- Bucciantini, N., del Zanna, L., Amato, E., & Volpi, D. 2005b, A&A, 443, 519
- Bucciantini, N., Quataert, E., Arons, J., Metzger, B. D., & Thompson, T. A. 2008, MNRAS, 383, L25
- Bucciantini, N., Quataert, E., Metzger, B. D., et al. 2009, MNRAS, 396, 2038
- Bucciantini, N., Thompson, T. A., Arons, J., Quataert, E., & Del Zanna, L. 2006, MNRAS, 368, 1717
- Cerdá-Durán, P., Font, J. A., Antón, L., & Müller, E. 2008, A&A, 492, 937
- Cook, G. 2000, Living Reviews in Relativity, 3
- Cook, G. B., Shapiro, S. L., & Teukolsky, S. A. 1994, ApJ, 424, 823
- Cordero-Carrión, I., Cerdá-Durán, P., Dimmelmeyer, H., et al. 2009, Phys. Rev. D, 79, 024017
- Del Zanna, L., Amato, E., & Bucciantini, N. 2004, A&A, 421, 1063
- Del Zanna, L. & Bucciantini, N. 2002, A&A, 390, 1177
- Del Zanna, L., Bucciantini, N., & Londrillo, P. 2003, A&A, 400, 397
- Del Zanna, L., Volpi, D., Amato, E., & Bucciantini, N. 2006, A&A, 453, 621
- Del Zanna, L., Zanotti, O., Bucciantini, N., & Londrillo, P. 2007, A&A, 473, 11
- Dimmelmeyer, H., Font, J. A., & Müller, E. 2002, A&A, 388, 917
- Dimmelmeyer, H., Novak, J., Font, J. A., Ibáñez, J. M., & Müller, E. 2005, Phys. Rev. D, 71, 064023
- Dimmelmeyer, H., Stergioulas, N., & Font, J. A. 2006, MNRAS, 368, 1609
- Duez, M. D., Liu, Y. T., Shapiro, S. L., Shibata, M., & Stephens, B. C. 2006a, Physical Review Letters, 96, 031101
- Duez, M. D., Liu, Y. T., Shapiro, S. L., Shibata, M., & Stephens, B. C. 2006b, Phys. Rev. D, 73, 104015
- Duez, M. D., Liu, Y. T., Shapiro, S. L., & Stephens, B. C. 2005, Phys. Rev. D, 72, 024028
- Duncan, R. C. & Thompson, C. 1992, ApJ, 392, L9
- Farris, B. D., Li, T. K., Liu, Y. T., & Shapiro, S. L. 2008, Phys. Rev. D, 78, 024023
- Font, J. A. 2008, Living Reviews in Relativity, 11, 7
- Font, J. A., Goodale, T., Iyer, S., et al. 2002, Phys. Rev. D, 65, 084024
- Font, J. A., Stergioulas, N., & Kokkotas, K. D. 2000, MNRAS, 313, 678
- Giacomazzo, B. & Rezzolla, L. 2007, Classical and Quantum Gravity, 24, 235
- Giacomazzo, B., Rezzolla, L., & Baiotti, L. 2009, MNRAS, 399, L164
- Goldreich, P. & Julian, W. H. 1969, ApJ, 157, 869
- Gourgoulhon, E. 2007, ArXiv General Relativity and Quantum Cosmology e-prints
- Gourgoulhon, E. 2010, ArXiv e-prints
- Grandclément, P., Bonazzola, S., Gourgoulhon, E., & Marck, J. 2001, Journal of Computational Physics, 170, 231
- Kiuchi, K., Shibata, M., & Yoshida, S. 2008, Phys. Rev. D, 78, 024029
- Kiuchi, K. & Yoshida, S. 2008, Phys. Rev. D, 78, 044045
- Komatsu, H., Eriguchi, Y., & Hachisu, I. 1989a, MNRAS, 237, 355
- Komatsu, H., Eriguchi, Y., & Hachisu, I. 1989b, MNRAS, 239, 153
- Komissarov, S. S. 2006, MNRAS, 368, 993
- Kouveliotou, C., Dieters, S., Strohmayer, T., et al. 1998, Nature, 393, 235
- Liebling, S. L., Lehner, L., Neilsen, D., & Palenzuela, C. 2010, Phys. Rev. D, 81, 124023
- Liu, Y. T., Shapiro, S. L., Etienne, Z. B., & Taniguchi, K. 2008, Phys. Rev. D, 78, 024012
- Londrillo, P. & Del Zanna, L. 2000, ApJ, 530, 508
- Londrillo, P. & Del Zanna, L. 2004, J. Comput. Phys., 195, 17
- Mignone, A. & Bodo, G. 2006, MNRAS, 368, 1040
- Montero, P. J., Font, J. A., & Shibata, M. 2008, Phys. Rev. D, 78, 064037
- Montero, P. J., Font, J. A., & Shibata, M. 2010, Physical Review Letters, 104, 191101
- Nozawa, T., Stergioulas, N., Gourgoulhon, E., & Eriguchi, Y. 1998, A&AS, 132, 431
- Ott, C. D., Dimmelmeyer, H., Marek, A., et al. 2007, Classical and Quantum Gravity, 24, 139
- Price, D. J. & Rossow, S. 2006, Science, 312, 719
- Saijo, M. 2004, ApJ, 615, 866
- Shibata, M., Duez, M. D., Liu, Y. T., Shapiro, S. L., & Stephens, B. C. 2006a, Physical Review Letters, 96, 031102
- Shibata, M., Liu, Y. T., Shapiro, S. L., & Stephens, B. C. 2006b, Phys. Rev. D, 74, 104026
- Shibata, M. & Nakamura, T. 1995, Phys. Rev. D, 52, 5428
- Shibata, M. & Sekiguchi, Y. 2004, Phys. Rev. D, 69, 084024
- Shibata, M. & Sekiguchi, Y.-I. 2005, Phys. Rev. D, 72, 044014
- Stephens, B. C., Duez, M. D., Liu, Y. T., Shapiro, S. L., & Shibata, M. 2007, Classical and Quantum Gravity, 24, 207
- Stephens, B. C., Shapiro, S. L., & Liu, Y. T. 2008, Phys. Rev. D, 77, 044001
- Stergioulas, N. 2003, Living Reviews in Relativity, 6, 3
- Stergioulas, N., Apostolatos, T. A., & Font, J. A. 2004, MNRAS, 352, 1089
- Stergioulas, N. & Friedman, J. L. 1995, ApJ, 444, 306
- Tolman, R. C. 1934, Relativity, Thermodynamics, and Cosmology (Oxford: Clarendon Press)
- Usov, V. V. 1992, Nature, 357, 472
- Volpi, D., Del Zanna, L., Amato, E., & Bucciantini, N. 2008, A&A, 485, 337
- Wilson, J. R. & Mathews, G. J. 2003, Relativistic Numerical Hydrodynamics (Cambridge, UK: Cambridge University Press)
- Woosley, S. E. 1993, ApJ, 405, 273
- Woosley, S. E. & Bloom, J. S. 2006, ARA&A, 44, 507
- Zanotti, O., Rezzolla, L., Del Zanna, L., & Palenzuela, C. 2010, ArXiv e-prints