

Replacing spectral techniques for expander ratio, normalized cut and conductance by combinatorial flow algorithms

Dorit S. Hochbaum *

Department of Industrial Engineering and Operations Research
University of California, Berkeley
email: hochbaum@ieor.berkeley.edu

November 6, 2018

Abstract

Several challenging problem in clustering, partitioning and imaging have traditionally been solved using the “spectral technique”. These problems include the *normalized cut* problem, the graph expander ratio problem, the Cheeger constant problem and the *conductance* problem. These problems share several common features: all seek a bipartition of a set of elements; the problems are formulated as a form of ratio cut; the formulation as discrete optimization is shown here to be equivalent to a quadratic ratio, sometimes referred to as the *Raleigh ratio*, on discrete variables and a single sum constraint which we call the *balance* or *orthogonality* constraint; when the discrete nature of the variables is disregarded, the continuous relaxation is solved by the spectral method. Indeed the spectral relaxation technique is a dominant method providing an approximate solution to these problems.

We propose an algorithm for these problems which involves a relaxation of the orthogonality constraint only. This relaxation is shown here to be solved optimally, and in strongly polynomial time, in $O(mn \log \frac{n^2}{m})$ for a graph on n nodes and m edges. The algorithm, using HPF (Hochbaum’s Pseudo-Flow) as subroutine, is efficient enough to be used to solve these bi-partitioning problems on millions of elements and more than 300 million edges within less than 10 minutes. It is also demonstrated, via a preliminary experimental study, that the results of the combinatorial algorithm proposed often improve dramatically on the quality of the results of the spectral method.

1 Introduction

Several challenging problems in clustering, partitioning and imaging are solved using the “spectral technique”. These problems include the *normalized cut* problem, the graph *expander ratio* problem, the *Cheeger constant* problem, the *uniform sparsest cut* and the *conductance* problem. All these problems are NP-hard and there is no approximation algorithm known for any of these problems which guarantees a solution that is at most a constant factor times the optimum. These problems are all formulated as discrete optimization ratio problems. In order to solve these problems approximately, the spectral technique addresses a continuous relaxation whereby the discrete nature of the variables and their values are disregarded.

*Research supported in part by NSF award No. DMI-0620677 and CBET-0736232.

We devise here a unifying framework for all these problems where the optimal solution is shown to be the solution to a quadratic discrete optimization problem which we call here the *Rayleigh problem* since it generalizes the well known Raleigh ratio (or quotient):

$$\min_{y^T Q \mathbf{1} = 0, y_i \in \{-b, 1\}} \frac{y^T (D - W) y}{y^T Q y}. \quad (1)$$

For a problem on n variables the vector y is n -dimensional, the matrix Q is diagonal non-negative matrix, and $\mathcal{L} = D - W$ is often referred to as the *Laplacian* of the graph. For different settings of Q we get a formulation of these problems, as shown in Section 2.1.

Indeed the spectral method can be viewed as solving a relaxation of the Raleigh ratio problem which removes the discretizing constraints $y_i \in \{-b, 1\}$. We refer to this relaxation here as the *Raleigh ratio problem*.

The Rayleigh problem (1) is NP-hard, even for $Q = I$ (where it is within a factor of 2 of the expander ratio and still NP-hard). A common approach for generating solutions and bounds for NP-hard problems is to relax the constraints that make the respective problem hard. For a minimization problem the solution to the relaxed problem is a lower bound. In a linear programming relaxation of an NP-hard binary integer programming problem, where the constraints include, $x_i \in \{0, 1\}$ for all i , the strategy is to replace the binary requirement by $x_i \in [0, 1]$.

The relaxation of (1) used in the spectral method is to solve an eigenvector problem equivalent to removing the constraints $y_i \in \{-b, 1\}$. The relaxed problem is then to find an eigenvector “orthogonal” to $\mathbf{1}$, where $\mathbf{1}$ is the eigenvector corresponding to the smallest eigenvalue, 0. (This is a looser relaxation than relaxing the integrality requirement as in linear programming relaxation: That would entail replacing $y_i \in \{-b, 1\}$ by $y_i \in [-b, 1]$.) Once the eigenvector has been solved for, the standard approach is to take all elements that have a positive weight in the corresponding eigenvector entry, to be in the set S , and the non-positive ones in \bar{S} . Alternative approaches select another, non-zero, cut-off value, or threshold, to determine the partition.

The dominant technique used to date for solving the problems of normalized cut, expander ratio, conductance, and Cheeger constant, is the spectral method [11, 10, 13]. Indeed, an approximation bound known for the optimal objective value of Cheeger constant, h_G , is based on the second smallest eigenvalue, the Fiedler value λ_1 , [1, 2],

$$\lambda_1 \leq h_G \leq \sqrt{2\lambda_1}.$$

It should be noted that this approximation is attained by the real-valued Fiedler eigenvector, and as such approximates the *objective value* of the Cheeger constant. It does not guarantee a feasible solution (partition) that will achieve the value λ_1 . Not only does the spectral technique provide poor approximations, it is also computationally demanding, non-combinatorial, and imposes severe memory requirement due to the challenge of dealing with the very large (though sparse) Laplacian. For an image of size $n \times n$, the Laplacian matrix has n^4 entries which make images of sizes exceeding 100×100 very challenging. We offer here an alternative method based on relaxing the single constraint of orthogonality. This relaxed problem is solved in the running time of one minimum s, t cut procedure on a graph of linear size in the size of the problem, for *all* values of b . The key to solving simultaneously for all values of b is in an implicit and compact representation of the solution for any positive real value of b .

The major contributions here are:

1. Devising a unifying framework for the well studied problems of expander, Cheeger constant and conductance; and showing that these problems are equivalent (or within a factor of 2) to the Raleigh ratio. This has not been shown explicitly up until now for all these problems and the proof offered here is the simplest compared to proofs that exist for special cases, e.g. [2, 11].
2. Establishing the spectral technique as the eigenvector solution to the continuous relaxation of the Raleigh ratio.
3. Providing the first polynomial time algorithm known for the single constraint relaxation of the Raleigh ratio problem.
4. Providing evidence that the polynomial time algorithm is also efficient in practice and should thus be the preferred methodology choice for deriving good solutions for these problems.

We provide next in Section 2 the necessary notations and graph formalism and demonstrate the relationships between the different bipartition problems. We call these problems normalized cut problems, although only one of them is the problem known in the literature as normalized cut [11]. We then link the algebraic and graph representations of these problems by showing in Section 3 that all these problems can be stated as Raleigh problems. In Section 3 we describe combinatorial algorithm for the relaxed Raleigh problem. Finally, we provide experimental results for all the problems studied, with image-based data, in Section 5.

2 Notations and preliminaries

In order to define the problems addressed here formally, we introduce first some notation.

Notation: Let $G = (V, E)$ be an undirected graph with edge weights w_{ij} for $[i, j] \in E$. For $A, B \subseteq V$, let $C(A, B) = \sum_{[i, j] \in E, i \in A, j \in B} w_{ij}$.

Let $d_i = \sum_{[i, j] \in E} w_{ij}$. For a subset of nodes $V' \subseteq V$ we let $d(V') = \sum_{i \in V'} d_i = C(V', V)$.

We use the common notation of $n = |V|$ the number of nodes, and $m = |E|$ the number of edges in the graph G . Let $\mathbf{1}$ be the vector of all 1s.

A bipartition of the graph is called a *cut*, $(S, \bar{S}) = \{[i, j] | i \in S, j \in \bar{S}\}$, where $\bar{S} = V \setminus S$. The capacity of a cut is $C(S, \bar{S})$. For inputs with two sets of weights associated with each edge, $w_{ij}^{(1)}, w_{ij}^{(2)}$ we let $C_1(A, B) = \sum_{i \in A, j \in B} w_{ij}^{(1)}$ and $C_2(A, B) = \sum_{i \in A, j \in B} w_{ij}^{(2)}$.

Let D be a diagonal matrix $n \times n$, with $D_{ii} = d_i = \sum_{[i, j] \in E} w_{ij}$. Let W be the weighted node-node adjacency matrix of the graph where $W_{ij} = W_{ji} = w_{ij}$. The matrix $\mathcal{L} = D - W$ is called the Laplacian of the graph and is known to be positive semi-definite, [5].

2.1 The problems and their relationships

All the problems addressed here are bipartitioning problems. That is, the objective is to identify a nonempty subset $S \subset V$ So that a certain criterion will be optimized for the set and its complement \bar{S} . The criteria involve *ratio* for all the problems addressed. Two of the problems we study, size-normalized cut and quantity-normalized cut are introduced here. The other problems are well known.

Cheeger constant, [1, 2]:

$$h_G = \min_{S \subset V} \frac{C(S, \bar{S})}{\min\{d(S), d(\bar{S})\}}.$$

Normalized cut, [11]:

$$NC_G = \min_{S \subset V} \frac{C(S, \bar{S})}{d(S)} + \frac{C(S, \bar{S})}{d(\bar{S})}. \quad (2)$$

Indeed, the bounds for h_G which derive from second smallest eigenvalue are established via the relationship to NC_G , which is then related to the eigenvalue, (see Theorem 2.1 for proof).

Quantity-Normalized cut: The quantity normalized cut is an extension of the normalized cut. Instead of restricting the denominators to be the sum of the total weighted degrees of the nodes in the set, here each node has a quantity q_i associated with it, which may or may not be the total weighted degree.

$$q - NC_G = \min_{S \subset V} \frac{C(S, \bar{S})}{q(S)} + \frac{C(S, \bar{S})}{q(\bar{S})}.$$

Size-normalized cut: This quantity is used to bound the expander ratio of a graph. It can be viewed as an un-weighted normalization version of the normalized cut problem. We thus call it “size-normalized”.

$$\min_{S \subset V} \frac{C(S, S)}{|S|} + \frac{C(\bar{S}, \bar{S})}{|\bar{S}|}.$$

Expander ratio of a graph: This is also known as the isoperimetric problem. It appears in either one of the two formulations:

$$\min_{S \subset V} \frac{C(S, \bar{S})}{\min\{|S|, |\bar{S}|\}} = \min_{S \subset V, |S| \leq n/2} \frac{C(S, \bar{S})}{|S|}.$$

Conductance of a graph: This problem arises in the context of Markov chains. An important objective is to establish the “mixing rate” of Markov chains. The conductance ϕ is a parameter in the upper bound on the mixing rate. More precisely, the upper bound is a function of $1/\phi^2$. (For a discussion and proof of this result the reader is referred to [12], and to [9] for additional details on the problem.) The conductance of a graph is defined by the following quantity,

$$\phi = \min_{S \subset V, \pi(S) \leq 1/2} \frac{C(S, \bar{S})}{\pi(S)}.$$

For conductance problems, $\pi(i)$ is the stationary probability of node i . Therefore $\pi(V) = 1$. With the scaling $\pi(i) = q(i)/q(V)$ this problem is equivalent to

$$\min_{S \subset V, q(S) \leq q(V)/2} \frac{C(S, \bar{S})}{q(S)}.$$

We consider this slight generalization as the conductance problem.

The uniform sparsest cut: $\min_{S \subset V} \frac{C(S, \bar{S})}{|S| \cdot |\bar{S}|}.$

We claim that this problem is equivalent, and has the same optimal solution, as the size-normalized cut problem, To see the equivalence, note that:

$$C(S, \bar{S}) \left[\frac{1}{|S|} + \frac{1}{|\bar{S}|} \right] = C(S, \bar{S}) \left[\frac{|S|}{|S||\bar{S}|} + \frac{|\bar{S}|}{|S||\bar{S}|} \right] = n \cdot \frac{C(S, \bar{S})}{|S| \cdot |\bar{S}|}.$$

Therefore any optimal solution to the size-normalized cut is an optimal solution to the uniform sparsest cut, and vice versa, the uniform sparsest cut optimal solution value is $\frac{1}{n} \cdot s - NC_G$.

Normalized cut': Sharon et al. [10] defined the following problem, calling it “normalized cut”,

$$NC'_G = \min_{S \subset V} \frac{C(S, \bar{S})}{C(S, S)}. \quad (3)$$

This problem was shown to be polynomial time solvable in [8]. This variant of normalized cut is equivalent to the problem of minimizing one term, $\min_{S \subset V} \frac{C(S, \bar{S})}{d(S)}$, in (2), as shown in [8]:

$$\frac{C(S, \bar{S})}{C(S, S)} = \frac{C(S, \bar{S})}{d(S) - C(S, \bar{S})} = \frac{1}{\frac{d(S)}{C(S, S)} - 1}.$$

Therefore, minimizing this ratio is equivalent to maximizing $\frac{d(S)}{C(S, S)}$ which in turn is equivalent to minimizing the reciprocal quantity $\frac{C(S, \bar{S})}{d(S)}$, which is the first term in (2), as claimed.

It is important to note that in the problem definition of NC'_G there is no balance restriction on the size of the set S or the total weight of $C(S, S)$ as compared to $C(V, V)$.

Weighted ratio regions: The unweighted version of this problem was introduced as “ratio region” by Cox et al. in [3]. Cox et al. presented, for the unweighted version and for planar graphs, a polynomial time algorithm. Hochbaum [8] introduced the weighted version of the problem and presented a polynomial time algorithm solving the weighted and unweighted problems, for any graph, without restriction on its topology. For q_i the weight of node i , $q(S) = \sum_{i \in S} q_i$ the problem is:

$$\min_{S \subset V} \frac{C(S, \bar{S})}{q(S)}.$$

This problem is identical to the conductance problem when a restriction on the quantity $q(S)$, $q(S) \leq \frac{1}{2}q(V)$, is added.

We summarized the list of problems in Table 1.

The following bounds were used in the literature for bounding the Cheeger constant and the expander ratio of a graph, [1, 2].

Theorem 2.1 *For a graph G :*

1. $\frac{1}{2}s - NC_G \leq Exp_G \leq s - NC_G$;
2. $\frac{1}{2}NC_G \leq h_G \leq NC_G$;
3. $\frac{1}{2}q - NC_G \leq \phi_G \leq q - NC_G$.

Proof: Let S^* be an optimal solution to $\min_{S \subset V} C(S, \bar{S}) \cdot [\frac{1}{|S|} + \frac{1}{|\bar{S}|}]$, the size-normalized cut problem. Then,

$$Exp_G = \min_{S \subset V, |S| \leq |V|/2} \frac{C(S, \bar{S})}{|S|} \leq \frac{C(S^*, \bar{S}^*)}{|S^*|} \leq C(S^*, \bar{S}^*) \cdot [\frac{1}{|S^*|} + \frac{1}{|\bar{S}^*|}] = s - NC_G.$$

Now, let S^{Exp} be an optimal solution to $\min_{S \subset V, |S| \leq |V|/2} \frac{C(S, \bar{S})}{|S|}$, the expander ratio. Then,

Problem name	Objective	Complexity	Notation
Expander	$\min_{S \subset V, S \leq V /2} \frac{C(S, \bar{S})}{ S }$	NP-hard	Exp_G
Cheeger	$\min_{S \subset V} \frac{C(S, \bar{S})}{\min\{d(S), d(\bar{S})\}}$	NP-hard	h_G
Conductance	$\min_{S \subset V, q(S) \leq q(V)/2} \frac{C(S, \bar{S})}{q(S)}$	NP-hard	ϕ_G
size-Normalized cut	$\min_{S \subset V} \frac{C(S, \bar{S})}{ S } + \frac{C(S, \bar{S})}{ \bar{S} }$	NP-hard	$s - NC_G$
Normalized cut	$\min_{S \subset V} \frac{C(S, \bar{S})}{d(S)} + \frac{C(S, \bar{S})}{d(\bar{S})}$	NP-hard	NC_G
quantity-Normalized cut	$\min_{S \subset V} \frac{C(S, \bar{S})}{q(S)} + \frac{C(S, \bar{S})}{q(\bar{S})}$	NP-hard	$q - NC_G$
uniform-sparsest cut	$\min_{S \subset V} \frac{C(S, \bar{S})}{ S \cdot \bar{S} }$	NP-hard	$= s - NC_G$
Normalized cut'	$\min \frac{C(S, \bar{S})}{C(S, V)}$	polynomial [8]	NC'_G
Weighted ratio regions	$\min \frac{C(S, \bar{S})}{q(S)}$	polynomial [8]	WRR_G

Table 1: List of problems addressed here

$$\frac{1}{2}s - NC_G \leq \frac{1}{2} \cdot C(S^{Exp}, S^{\bar{Exp}}) \cdot \left[\frac{1}{|S^{Exp}|} + \frac{1}{|S^{\bar{Exp}}|} \right].$$

Since $|S^{Exp}| \leq |V|/2$, the first term in the latter two terms sum is the larger one. Thus, $\frac{1}{2}s - NC_G \leq \frac{C(S^{Exp}, S^{\bar{Exp}})}{|S^{Exp}|} = Exp_G$. The proofs for 2 and 3 are similar. \blacksquare

We conclude that the optimal solutions for the respective problems of size-normalized cut, normalized cut, and quantity-normalized cut, are 2-approximate solutions to Expander, Cheeger and Conductance, respectively. Since all these problems are NP-hard, any “good” approximation algorithms for the normalized cut problems would translate to a good approximation, with an extra factor of 2, for Expander, Cheeger and Conductance problems. Indeed, the spectral technique and the Markov chain method used to generate solutions to Expander, Cheeger Conductance and the normalized cut problems, apply the spectral method to the corresponding Rayleigh problem, which is equivalent to each of the normalized cut problems shown in Lemma 3.1, rather than directly for the original formulation.

Remark 2.1 *Computing the Fiedler eigenvector corresponds to a respective Markov chain’s stationary probabilities. Instead of solving the eigenvector problem, one can apply a Markov chain walk from each node in the graph, according to the transition probabilities on the arcs. The stationary probabilities that the walk converges to (under certain technical conditions) are the respective entries of the eigenvector.*

3 The normalized cut problems as Rayleigh problems

For a real vector $y \in R^n$, a matrix $\mathcal{L} = D - W$ and a diagonal (positive) matrix Q , we call the following ratio, the *Rayleigh ratio*,

$$\mathcal{Rr}(Q) = \min_{y^T Q \mathbf{1} = 0} \frac{y^T \mathcal{L} y}{y^T Q y}.$$

We define a related function of the Rayleigh ratio,

$$R(Q, b) = \min_{y_i \in \{-b, 1\}} \frac{y^T(D - W)y}{y^T Q y},$$

and define the *Rayleigh problem* as,

$$\min_{y_i \in \{-b, 1\}} \mathcal{Rr}(Q) = \min_{y^T Q \mathbf{1} = 0} R(Q, b) = \min_{y^T Q \mathbf{1} = 0, y_i \in \{-b, 1\}} \frac{y^T(D - W)y}{y^T Q y}.$$

We show next that for $Q = I$, $Q = D$ and general Q , the Rayleigh problem is equivalent the size-normalized cut, the normalized cut, and the quantity-normalized cut, respectively.

Lemma 3.1 *For a diagonal matrix Q , with $Q_{ii} = q_i \geq 0$,*

$$\min_{y^T Q \mathbf{1} = 0, y_i \in \{-b, 1\}} \frac{y^T(D - W)y}{y^T Q y} = \min_{\emptyset \neq S \subset V} \frac{C(S, S)}{q(S)} + \frac{C(\bar{S}, \bar{S})}{q(\bar{S})}.$$

Proof: We use here the notation $T = V \setminus S = \bar{S}$ so the bipartition of V implied by the selection of the set, S for $\emptyset \neq S \subset V$, is $\{S, T\}$. Let the variables y_i be binary with values $-b$ or 1 defined as follows:

$$y_i = \begin{cases} 1 & \text{if } i \in S \\ -b & \text{if } i \in T = \bar{S}. \end{cases}$$

We first note that, $y^T Q y = q(S) + b^2 q(T)$. Secondly, the orthogonality constraint, $y^T Q \mathbf{1} = 0$ is equivalent to $b = \frac{q(S)}{q(T)}$. The latter is a form of a *balance* requirement on the two parts of the bipartition, which is why we refer to this constraint also as “balance constraint”.

$$\begin{aligned} & y^T(D - W)y = y^T D y - y^T W y \\ &= \sum_{i \in S} d_i + b^2 \sum_{i \in \bar{S}} d_i - [C(S, S) - 2bC(S, \bar{S}) + b^2C(\bar{S}, \bar{S})] \\ &= C(S, S) + C(\bar{S}, \bar{S}) + b^2C(S, \bar{S}) + b^2C(\bar{S}, \bar{S}) - [C(S, S) - 2bC(S, \bar{S}) + b^2C(\bar{S}, \bar{S})] \\ &= (1 + b^2 + 2b)C(S, \bar{S}) = (1 + b)^2 C(S, \bar{S}). \end{aligned}$$

Therefore,

$$\min_{y^T Q \mathbf{1} = 0, y_i \in \{-b, 1\}} \frac{y^T(D - W)y}{y^T Q y} = \min_{y^T Q \mathbf{1} = 0, S \subset V} \frac{(1 + b)^2 C(S, \bar{S})}{q(S) + b^2 q(T)}.$$

We now substitute $y^T Q \mathbf{1} = 0$ which is equivalent to setting $b = \frac{q(S)}{q(T)}$,

$$\frac{(1 + b)^2 C(S, \bar{S})}{q(S) + b^2 q(T)} = \frac{(1 + \frac{q(S)}{q(T)})^2 C(S, \bar{S})}{q(S) + (\frac{q(S)}{q(T)})^2 q(T)} = \frac{(1 + \frac{q(S)}{q(T)})^2 C(S, \bar{S})}{q(S)(1 + \frac{q(S)}{q(T)})} = \frac{(1 + \frac{q(S)}{q(T)}) C(S, \bar{S})}{q(S)}.$$

Hence,

$$\min_{y^T Q \mathbf{1} = 0, y_i \in \{-b, 1\}} \frac{y^T(D - W)y}{y^T Q y} = \min_{S \subset V} C(S, \bar{S}) \left[\frac{1}{q(S)} + \frac{1}{q(T)} \right]$$

as claimed. ■

Corollary 3.1 *The size-normalized cut, normalized cut and quantity-normalized cut problems are equivalent to minimizing the Raleigh ratio on discretely valued variables $y_i \in \{-b, 1\}$, and for $Q = I$, $Q = D$ and Q unrestricted, respectively.*

Corollary 3.2 *The normalized cut' and weighted ratio region problems are equivalent to minimizing $R(Q, 0)$ for $Q = D$ and Q unrestricted, respectively.*

Proof: As shown in the proof of Lemma 3.1, $y^T(D - W)y = (1 + b)^2 C(S, \bar{S})$ which for $b = 0$ is equal to $C(S, \bar{S})$. The denominator $y^T Q y = q(S) + b^2 q(T)$ which is $q(S)$ for $b = 0$. When Q is set equal to D we get the problem $\min_{S \subset V} \frac{C(S, \bar{S})}{d(S)}$ which is equivalent to the normalized cut' problem, $\min_{S \subset V} \frac{C(S, \bar{S})}{C(S, \bar{S})}$. When Q is unrestricted we get the problem $\min_{S \subset V} \frac{C(S, \bar{S})}{q(S)}$ which is the value of WRR_G . ■

These corollaries then frame the results in [8] as solving the respective Raleigh ratios for the value of $b = 0$. Here the algorithm solves the Raleigh ratios for any value of b .

4 The relaxation and algorithm

As the Rayleigh problem is NP-hard, one possible heuristic approach is to relax the problem by eliminating the requirements on the variables that $y_i \in \{-b, 1\}$ and permitting each y_i to assume any real value. The *spectral relaxation* to minimize the Rayleigh ratio $\mathcal{R}r(Q)$.

The optimal solution to $\mathcal{R}r(Q)$ is attained by setting the vector y equal to the second smallest eigenvector solving $(D - W)y = \lambda Q y$ for the smallest non-zero eigenvalue λ . This is done by solving $Q^{-\frac{1}{2}}(D - W)Q^{\frac{1}{2}}z = \lambda z$ for the eigenvector z that corresponds to the second smallest eigenvalue (the smallest eigenvalue is 0) and setting $y = Q^{\frac{1}{2}}z$. In order to map this solution to a partition, a feasible solution, one sets all the positive entries of y_i to 1, and hence i is in S , and all the remaining ones are assigned to \bar{S} . Alternatively, another threshold value is chosen, and all values of y_i that exceed the threshold value are set to S and the others to \bar{S} .

We choose to solve a relaxation of the Rayleigh problem resulting from omitting constraint $y^T D \mathbf{1} = 0$ and specifying the value of b , $R(Q, b)$. We call this problem *Relaxed Rayleigh problem*, or RRP:

$$(RRP) \quad \min_{y_i \in \{-b, 1\}} \frac{y^T(D - W)y}{y^T Q y} = \min_{\emptyset \subset S \subset V} \frac{(1 + b)^2 C(S, \bar{S})}{q(S) + b^2 q(T)}. \quad (4)$$

To solve (4) we first “linearize” this ratio function: A general approach for minimizing a fractional (or as it is sometimes called, geometric) objective function over a feasible region \mathcal{F} , $\min_{x \in \mathcal{F}} \frac{f(x)}{g(x)}$, is to reduce it to a sequence of calls to an oracle that provides the yes/no answer to the λ -question:

Is there a feasible subset $x \in \mathcal{F}$ such that $(f(x) - \lambda g(x) < 0)$?

If the answer to the λ -question is *yes* then the optimal solution has a value smaller than λ . Otherwise, the optimal value is greater than or equal to λ . A standard approach is then to utilize a binary search procedure that calls for the λ -question $O(\log(UF))$ times in order to solve the problem, where U is an upper bound on the value of the numerator and F an upper bound on the value of the denominator.

Therefore, if the linearized version of the problem, that is the λ -question, is solved in polynomial time, then so is the ratio problem. Note that the number of calls to the linear optimization is not strongly polynomial but rather, if binary search is employed, depends on the logarithm of the magnitude of the numbers in the input. In our case however there is a more efficient procedure.

The λ -question of whether the value of RRP is less than λ is equivalent to determining whether

$$\min_{y_i \in \{-b, 1\}} y^T (D - W)y - \lambda y^T D y = \min_{S \subseteq V} (1 + b)^2 C(S, \bar{S}) - \lambda [q(S) + b^2 q(\bar{S})] \quad (5)$$

is negative. We next construct an s, t graph, G_{st}^b , which corresponds to $G = (V, E)$ for a fixed value of b . We prove that the source set S of the minimum s, t -cut in G_{st}^b is an optimal solution to (5). Furthermore, the solution, for all values of λ , and thus for the optimal ratio is generated in the complexity of a single minimum s, t -cut.

The graph G_{st}^b is constructed as follows: We add a source node s and a sink node t . For each edge $[i, j] \in E$ there is a pair of arcs $(i, j), (j, i) \in A_{st}$ both with capacity $(1 + b)^2 w_{ij}$. For each node i , there is an arc (s, i) of capacity λa_i , and an arc (i, t) of capacity $\lambda b^2 a_i$. Two nodes $s', t' \in V$ are designated as seed source and seed sink respectively. This is done by assigning infinite capacity to (s, s') and to (t', t) . This assignment guarantees that in any feasible solution s' will be part of the set S and t' will be part of the set \bar{S} . This will rule out the trivial solutions of $S = \emptyset$ or $S = V$.

Theorem 4.1 *The source set of a minimum cut in the graph G_{st} is an optimal solution to the linearized (RRP), (5).*

Proof: Let $(S \cup \{s\}, T \cup \{t\})$ be a partition of $V \cup \{s, t\}$ corresponding to a finite capacity s, t -cut in G_{st} . We compute this cut's capacity:

$$\begin{aligned} C(S \cup \{s\}, T \cup \{t\}) &= \lambda d(T) + \lambda b^2 d(S) + C(S, T) \\ &= \lambda(1 + b^2)d(V) - \lambda d(S) - \lambda b^2 d(T) + C(S, T). \end{aligned}$$

Now the first term, $\lambda(1 + b^2)d(V)$, is a constant. Thus minimizing $C(S \cup \{s\}, T \cup \{t\})$ is equivalent to minimizing $(1 + b)^2 C(S, \bar{S}) - \lambda [d(S) + b^2 d(\bar{S})]$, which is the objective of (5). ■

Graph G_{st} can be simplified: We distinguish between the cases where $b > 1$ or $b < 1$ or $b = 1$. When $b > 1$ then all source adjacent finite capacity arcs are saturated, as the flow of λq_i saturates the arc (s, i) and is below the capacity of (i, t) , $\lambda b^2 q_i$. We can thus subtract the lower capacity from both resulting in an equivalent graph with sink adjacent capacities equal to $\lambda(b^2 - 1)q_i$ and source adjacent capacities equal to 0 (except for the seed s'). Similarly, for $b < 1$ we subtract $\lambda b^2 q_i$ from the capacity of (s, i) and (i, t) . This results in no node adjacent to sink. We therefore choose a sink “seed” node u and connect it to t with infinite capacity arc. The capacity of the arcs from s to each node i is then $\lambda(1 - b^2)q_i$ as illustrated in Figure 2. In the case $b = 1$ the analogous update results in all source adjacent and sink adjacent arcs having 0 capacity.

We next *scale* the graph arc weights by multiplying all arc capacities by a nonnegative scalar α . For $\alpha > 0$ a minimum cut of capacity \mathcal{C} in a graph G_{st} is also a minimum cut of capacity $\alpha \mathcal{C}$ in the scaled graph $\alpha \cdot G_{st}$. Here we choose $\alpha = 1/(1 + b)^2$ as illustrated in Figure 3.

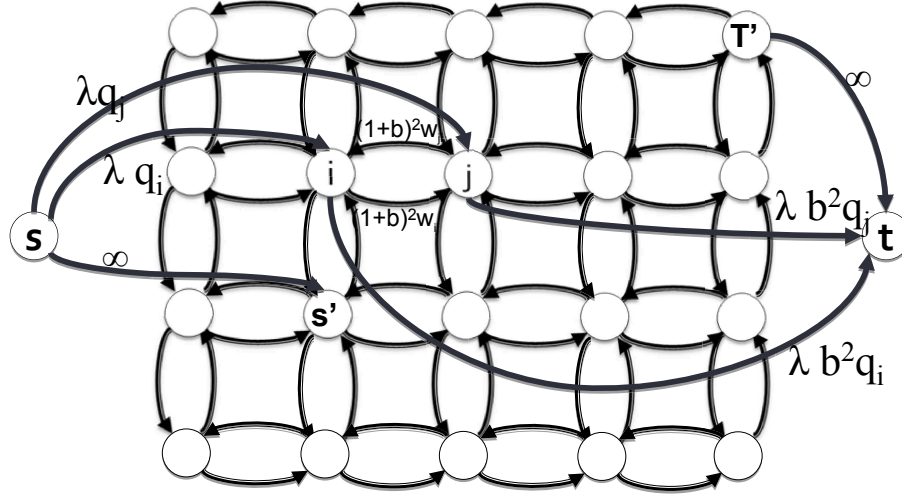


Figure 1: The graph G_{st}^b for G a grid graph generated from an image segmentation problem with 4-neighborhood set-up and node weights q_i .

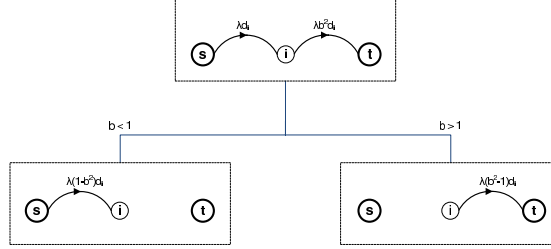


Figure 2: Updated source and sink adjacent arcs' capacities.

In the updated graph G_{st} either all source adjacent nodes are proportional to λ or all sink adjacent nodes are proportional to λ . This is therefore an instance of parametric minimum cut where all the arcs adjacent to source are monotone nondecreasing with the parameter λ and all arcs adjacent to sink are monotone nonincreasing with the parameter λ . A parametric minimum cut procedure can then be applied to find the largest value of λ so that the λ question is answered in the affirmative. The running time of the procedure is the running time of solving for a single minimum cut, using the push-relabel algorithm as in [4], or using the HPF algorithm, as in [6]. Within this run time, all *breakpoints* of the parameter λ are generated, where the cut is changing by at least a single node. It is well known that there are no more than n breakpoints, (see e.g. [6].)

Since the normalized cut' problem is a special case with $Q = D$ and $b = 0$, we get a polynomial time algorithms for the problem immediately. For $Q = D$ and $b = 1$ the problem is the simple minimum cut problem (we leave this to the reader to verify).

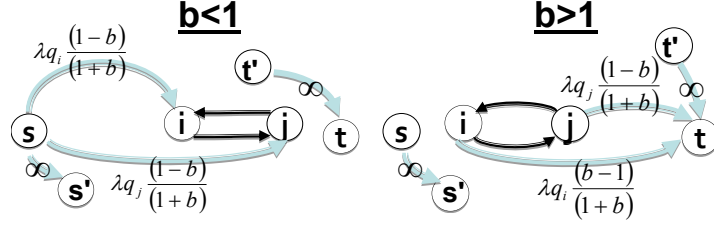


Figure 3: Scaling arc weights in G_{st} .

4.1 Solving for all values of b efficiently

In order to implement the parametric procedure efficiently, we choose a parameter $\beta = \lambda \cdot \frac{1-b}{1+b}$ for $b < 1$ and $\beta = \lambda \cdot \frac{b-1}{1+b}$ for $b > 1$. There are no more than n breakpoints for β . There are $\ell \leq n$ nested source sets of minimum cuts each corresponding to one of the ℓ breakpoints. Given the values of β at the breakpoints, $\{\beta_1, \dots, \beta_\ell\}$, we can generate, for each value of b , all the breakpoints of λ^b . For $b < 1$, $\lambda_i^b = \beta_i \cdot \frac{1+b}{1-b}$. Consequently, by solving once the parametric problem for the parameter β we obtain simultaneously, all the breakpoint solutions for every value of b , in the complexity of a single minimum cut.

5 Experimental results




Figure 4: Test Images

We conducted a limited experimentation comparing the performance of the combinatorial algorithm proposed here, versus that of the spectral technique. The data was based on 6 different

images shown in Figure 4. Image 1 is a test image that is distributed with Matlab as *cam-eraman.tif*. The other five images are test images from The Berkeley Segmentation Dataset and Benchmark and are available from <http://www.eecs.berkeley.edu/Research/Projects/CS/vision/grouping/segbench/>. The images were reduced in size to be within the size limits of the code for the spectral method provided by Shi (see URL below).

The similarity matrix for each image was based either on the exponential weights (an exponent of the difference in intensity values) or on pre-processing of the weights with “intervening contours” which tends to improve the quality of the segmentation (and is part of the package of Shi and Malik’s spectral algorithm). The similarity matrices were generated from the images by two different methods. The first method was with exponential similarity weights. For this method, the neighborhood of nodes was defined as a 4-neighbor grid graph. For two neighboring pixels i and j , with intensities p_i and p_j respectively, the weight on the edge between the two nodes was defined as

$$w_{ij} = e^{-1 \cdot |p_i - p_j|}.$$

The second method of generating similarity matrices was to use the intervening contours method. We used the Matlab code provided by Shi at <http://www.cis.upenn.edu/~jshi/software/> to generate the intervening contours similarity matrices.

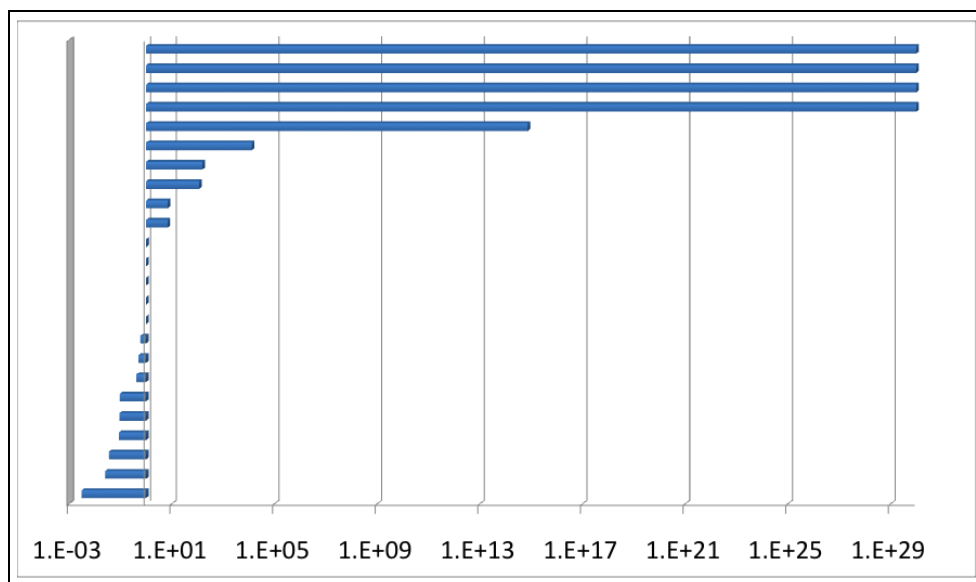


Figure 5: The ratio of the spectral objective value divided by the combinatorial algorithm’s objective value

For each similarity matrix generated, two different diagonal matrices Q were tested. The first was $Q = D$ as in Lemma 3.1 which generated the Raleigh ratio associated with the normalized cut problem. The second matrix Q used has each diagonal entry q_{ii} equal to the entropy associated with pixel i in the test image. The entropy was generated using the `entropyfilt` function in the Matlab image processing toolbox. These matrices Q generated instances of the quantity-normalized cut problem.

The solutions were generated using the spectral method and using the minimum cut based algorithm described here. The spectral technique was implemented using the Matlab code provided by Shi (URL above) which was modified to allow the input of a user defined Q matrix. The combinatorial algorithm based on minimum cut described in this paper was implemented using the HPF (Hochbaum PseudoFlow) algorithm available at <http://riot.ieor.berkeley.edu/riot/Applications/Pseudoflow/>. The resulting partitions for $Q = D$ and Q general were compared by evaluating the respective objective values of the normalized cut objective and the quantity-normalized cut objective.

Altogether there were 24 instances tested. Although the comparison is not conclusive in that each technique improves on the objective value (that is, gets a lower value) of the other one in some of the instances, the results summarized in Figure 5 demonstrate that the improvements provided by the combinatorial technique presented here are more substantial than those provided by the spectral technique. Figure 5 provides, on a logarithmic scale, the spectral value of the objective divided by the cut technique objective value. The length of the bars to the right are greater when the latter improves more significantly on the respective spectral result. Bars that extend to the left indicate the improvements of the spectral objective value as compared to the cut objective value. The instances are arranged in order of improvement, where on the bottom the improvement of the spectral technique is greatest, and up the vertical axis the combinatorial cut technique dominates.

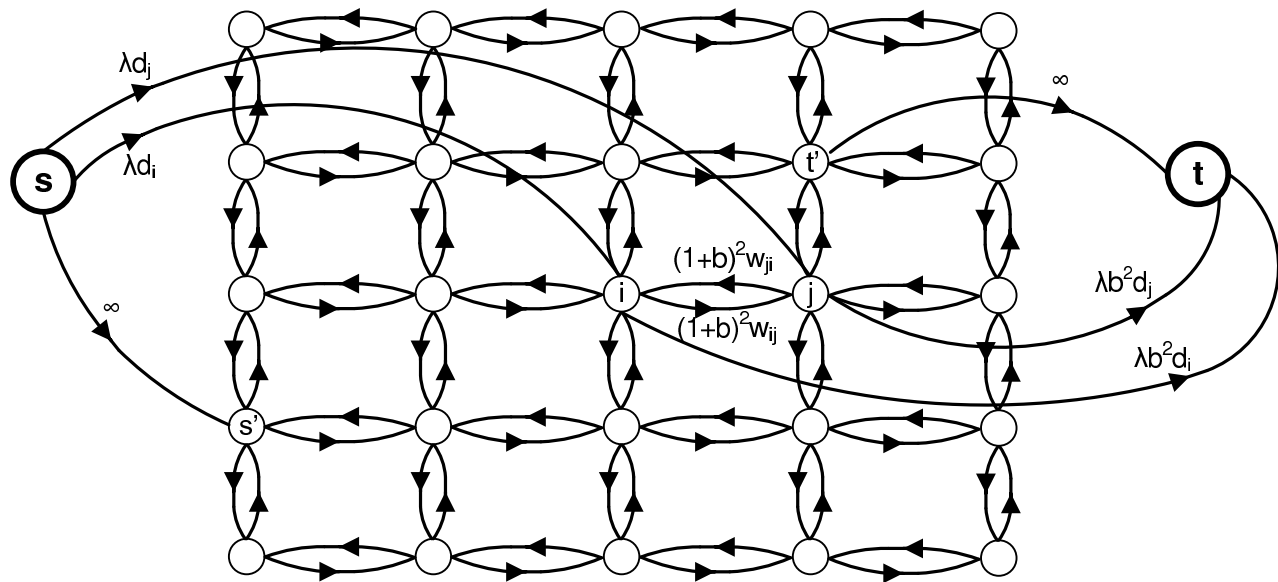
6 Conclusions

We provide here for the first time, an efficient combinatorial algorithm solving a relaxation of a family of Raleigh problems. Compared to the well studied spectral approach that solves another relaxation of these problems, the algorithm is efficient, combinatorial, and requires less storage space. The experimental results provided demonstrate that in addition to being more efficient in practice, the proposed algorithm delivers solutions that are often much closer to optimal objective value as compared to the spectral technique.

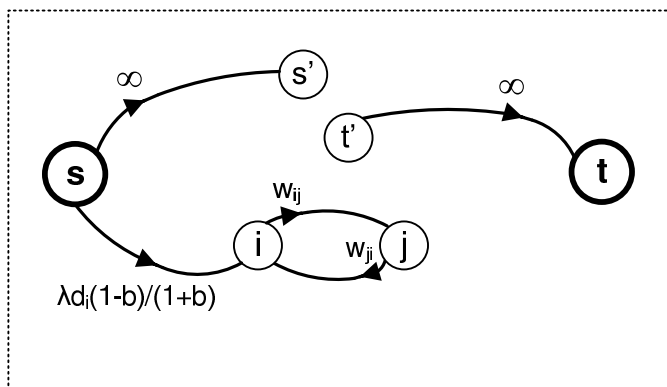
References

- [1] J. Cheeger. A Lower Bound for the Smallest Eigenvalue of the Laplacian. *Problems in Analysis*, R.C. Gunning, ed., pp. 195–199, Princeton Univ. Press, 1970.
- [2] F.R.K. Chung. *Spectral Graph Theory*. Am. Math. Soc., 1997.
- [3] I. J. Cox, S. B. Rao, Y. Zhong. 'Ratio Regions': A technique for image segmentation. *Proc. Int. Conf. on Pattern Recognition*, B:557-564, August 1996.
- [4] G. Gallo, M. D. Grigoriadis and R. E. Tarjan. A fast parametric maximum flow algorithm and applications. *SIAM Journal of Computing*, 18:1, 1989, 30–55.
- [5] K. M. Hall. An r-dimensional quadratic placement algorithm. *Management Science*, 17:3, Theory Series, 219–229, 1970.
- [6] D. S. Hochbaum. The Pseudoflow algorithm: A new algorithm for the maximum flow problem. *Operations Research* Vol 58(4) 992-1009, July-Aug (2008).

- [7] D. S. Hochbaum. An efficient algorithm for image segmentation, Markov random fields and related problems. *Journal of the ACM*, 48(4):686–701, 2001.
- [8] D. S. Hochbaum. Polynomial time algorithms for ratio regions and a variant of normalized cut. *IEEE Transactions on Pattern Analysis and Machine Intelligence* 32:5 889-898, 2010.
- [9] M. Jerrum and A. Sinclair. the Markov chain Monte Carlo method: an approach to approximate counting and integration. Chapter 12 in, *Approximation algorithms for NP-hard problems* D. S. Hochbaum Ed. PWS Boston. 1997, 482–519.
- [10] E. Sharon, M. Galun, D. Sharon, R. Basri and A. Brandt. Hierarchy and adaptivity in segmenting visual scenes. *Nature* 442, 810–813, 17 August 2006.
- [11] Shi, J. and Malik, J. 2000. Normalized cuts and image segmentation. *IEEE Trans. Pattern Anal. Mach. Intell.*, 22(8):888-905.
- [12] A. Sinclair. Improved bounds for mixing rates of Markov chains and multicommodity flow. *Combinatorics, Probability and Computing*, 1, 351–370, 1992.
- [13] David A. Tolliver and Gary L. Miller. Graph Partitioning by Spectral Rounding: Applications in Image Segmentation and Clustering. *CVPR '06*, pages 1053–1060, 2006.



$b < 1$



$b > 1$

