

A SIMPLE DISCRETIZATION SCHEME FOR NONNEGATIVE DIFFUSION
PROCESSES, WITH APPLICATIONS TO OPTION PRICING

CHANTAL LABBÉ¹

Service de l'enseignement des méthodes quantitatives de gestion
HEC Montréal
3000 chemin de la Côte-Sainte-Catherine
Montréal, Québec, Canada
H3T 2A7
Phone number: 514-340-6723
E-mail: chantal.labbe@hec.ca

BRUNO RÉMILLARD

Service de l'enseignement des méthodes quantitatives de gestion
HEC Montréal
3000 chemin de la Côte-Sainte-Catherine
Montréal, Québec, Canada
H3T 2A7
Phone number: 514-340-6794
E-mail: bruno.remillard@hec.ca

JEAN-FRANÇOIS RENAUD

Département de mathématiques
Université du Québec à Montréal (UQAM)
201 av. Président-Kennedy
Montréal, Québec, Canada
H2X 3Y7
Phone number: 514-987-3000 ext. 7675
E-mail: renaud.jf@uqam.ca

November 16, 2010

¹corresponding author

ABSTRACT. A discretization scheme for nonnegative diffusion processes is proposed and the convergence of the corresponding sequence of approximate processes is proved using the martingale problem framework. Motivations for this scheme come typically from finance, especially for path-dependent option pricing. The scheme is simple: one only needs to find a nonnegative distribution whose mean and variance satisfy a simple condition to apply it. Then, for virtually any (path-dependent) payoff, Monte Carlo option prices obtained from this scheme will converge to the theoretical price. Examples of models and diffusion processes for which the scheme applies are provided.

AMS SUBJECT CLASSIFICATIONS: 60J35, 65C30, 60H35, 91B24.

KEYWORDS: Euler discretization schemes, nonnegativity preservation, diffusion processes, Markov chains, martingale problem, convergence in distribution, interest rate models, stochastic volatility models, path-dependent options.

1. INTRODUCTION

The Cox-Ingersoll-Ross (CIR) process, also known as the mean-reverting square-root diffusion, was introduced by Cox et al. (1985) for interest rates modeling. It now has other financial applications, for example in Heston's stochastic volatility model (Heston, 1993), where it plays the role of the squared volatility. This process is the solution to the following stochastic differential equation:

$$(1) \quad dX(t) = \kappa(\beta - X(t)) dt + \nu\sqrt{X(t)} dW(t), \quad X(0) = x_0,$$

where $(W(t))_{t \geq 0}$ is a one-dimensional standard Brownian motion, κ , β and ν are strictly positive constants, and the initial value satisfies $x_0 \geq 0$. It is known that this process stays nonnegative.

If one wants to construct a discrete-time approximation of $(X(t))_{t \geq 0}$ defined by (1), a standard Euler-Maruyama scheme cannot be applied directly. Indeed, for a time-step of size $1/n$, the approximating process $(Y_n(k))_{k \geq 0}$ would be given by $Y_n(0) = x_0$, and

$$(2) \quad Y_n(k+1) = Y_n(k) + \frac{\kappa}{n}(\beta - Y_n(k)) + \frac{\nu}{\sqrt{n}}\sqrt{Y_n(k)} Z_k^{(n)},$$

for $k = 0, 1, 2, \dots$, where the $Z_k^{(n)}$'s are random variables with the standard normal distribution. If $Y_n(k)$ is nonnegative for a given k , then (2) correctly defines $Y_n(k+1)$, whose value then has a non-zero probability of being negative. If $Y_n(k+1)$ actually happens to be negative, the next iteration cannot be achieved since it would involve taking its square root. Thus, one can iterate (2) only until the first k for which $Y_n(k) < 0$. Several ways have been proposed for avoiding this problem. For example, one may simulate values of $Z_k^{(n)}$ until the right-hand side of (2) is nonnegative, and then set $Y_n(k+1)$ to be this value, but this results in a scheme for which the number of steps needed to generate a sample of a given size is random. One could also use either of these schemes instead of (2):

$$(b1) \quad Y_n(k+1) = Y_n(k) + \frac{\kappa}{n}(\beta - Y_n(k)) + \frac{\nu}{\sqrt{n}}\sqrt{(Y_n(k))^+} Z_k^{(n)};$$

$$(b2) \quad Y_n(k+1) = Y_n(k) + \frac{\kappa}{n}(\beta - (Y_n(k))^+) + \frac{\nu}{\sqrt{n}}\sqrt{(Y_n(k))^+} Z_k^{(n)};$$

$$\begin{aligned} \text{(b3)} \quad Y_n(k+1) &= \left| Y_n(k) + \frac{\kappa}{n}(\beta - Y_n(k)) + \frac{\nu}{\sqrt{n}}\sqrt{Y_n(k)} Z_k^{(n)} \right|; \\ \text{(b4)} \quad Y_n(k+1) &= Y_n(k) + \frac{\kappa}{n}(\beta - Y_n(k)) + \frac{\nu}{\sqrt{n}}\sqrt{|Y_n(k)|} Z_k^{(n)}, \end{aligned}$$

where $x^+ := \max(x, 0)$, $x \in \mathbb{R}$. All these schemes are well defined, but (b1), (b2) and (b4) generate processes $(Y_n(k))_{k \geq 0}$ whose values are not necessarily nonnegative. In quantitative finance, this is often perceived as a drawback when approximating positive quantities, such as interest rates, stock prices and volatilities. For more details on Euler-Maruyama discretization schemes for diffusions, the reader is referred to Glasserman (2004) and Kloeden and Platen (1992).

A natural yet crucial question when using a discretization scheme is: does it converge to the process we wish to approximate as the time-step decreases to zero? Classical theory mostly deals with diffusions with Lipschitz coefficients, excluding the CIR process (whose diffusion coefficient is not Lipschitz). Deelstra and Delbaen (1998) establish the strong convergence of the scheme (b1), in a framework where the mean reversion parameter β may be a stochastic process. More recently, Bossy and Diop (2007) and Berkaoui et al. (2008) studied the weak and strong convergence of the scheme (b3), under the more general setting where the diffusion coefficient in (1) is replaced with $\nu(X(t))^\alpha$, for some $\alpha \in [1/2, 1)$. Note that by letting $\alpha = 1/2$, one retrieves the CIR process. Higham and Mao (2005) study strong convergence in the case of (b4). Lord et al. (2010) introduce (b2), a modification of (b1), discuss its strong convergence, and present an overview of several discretization schemes, including (b1)-(b4) and implicit ones, and present numerical comparisons. Similarly, Alfonsi (2005) presents implicit schemes (that admit analytical solutions), studies their weak and strong convergence, and presents numerical comparisons with (b1) and (b3). Among popular implicit methods, let us mention the implicit Milstein scheme, described for instance in Kahl et al. (2008), where it is found to be better for discretizing the CIR process than the explicit Milstein scheme or the balanced implicit method of Milstein et al. (1998).

In financial engineering, one is often interested in pricing a derivative security for which the CIR process is involved in modeling the underlying asset. However, it seems like very little attention has been given to the question of convergence of approximate prices (resulting from the discretization) to the right price, especially for path-dependent derivatives. In the present paper, we address this problem in the even more general framework where the price of the underlying asset follows a (typically nonnegative) diffusion process with time-dependent coefficients $dX(t) = b(t, X(t)) dt + \sigma(t, X(t)) dW(t)$. The discounted payoff function of, for instance, an option is a function of the *path* of the underlying asset price, say $g(X)$. The price of this option is therefore given by $\mathbb{E}[g(X)]$, when the underlying probability measure is a risk-neutral measure. The goal is now to define a sequence of approximating processes $(X_n)_{n \geq 1}$, based on a discretization scheme, such that $\mathbb{E}[g(X_n)]$ converges to $\mathbb{E}[g(X)]$ as n goes to infinity. Indeed, Monte Carlo estimators of $\mathbb{E}[g(X_n)]$ will then provide numerical values of the right price $\mathbb{E}[g(X)]$. Thus, existence of a weak solution X to the above SDE, and convergence in distribution of a sequence of processes $(X_n)_{n \geq 1}$ to this solution is usually more than sufficient for pricing purposes. Indeed, such convergence is equivalent to $\mathbb{E}[g(X_n)]$ converging to $\mathbb{E}[g(X)]$ for all path functionals g within a class of sufficiently well behaved functionals. The discounted payoff function g of an option is typically a *continuous* (or almost surely continuous) function of the path of the underlying asset, and this is usually sufficient to use the previous definition, establishing at once price convergence. It is to be stressed that convergence in distribution of

the sequence of processes $(X_n)_{n \geq 1}$ to X involves the distribution of the whole path and must not be confused with convergence in distribution of the sequence of random variables $(X_n(T))_{n \geq 1}$ to $X(T)$, where T is the maturity time. The latter is a much weaker statement and is useful for pricing European contingent claims for which the payoff depends only on the value of the underlying security at the maturity date, but generally does not allow us to deal with path-dependent contingent claims. Weak convergence results generally found in the literature (such as in Bossy and Diop (2007) or Alfonsi (2005)) are of this latter type, i.e., they pertain to the processes sampled at a fixed instant $T > 0$. Note that the convergence in distribution of the sequence of processes $(X_n)_{n \geq 1}$ to X also includes the convergence in distribution of any sequence of random vectors $(X_n(t_1), \dots, X_n(t_k))$ to $(X(t_1), \dots, X(t_k))$ for fixed times t_1, \dots, t_k .

As pointed out earlier, much attention is dedicated to strong convergence in the literature. Strong convergence roughly says that the approximating process is uniformly close to X on the interval of time $[0, T]$ for large n , hence it holds promises to establish price convergence for path-dependent contingent claims with maturity T . Higham and Mao (2005) actually take this next step when X is the CIR process; they define continuous-time approximation processes from the discrete scheme (b4), prove their strong convergence towards X , and then deduce convergence of the price of a few path-dependent derivative securities. Note that many papers deal with the CIR process in isolation; see, e.g., Alfonsi (2005), Berkaoui et al. (2008), and Bossy and Diop (2007). As opposed to that, Higham and Mao (2005) prove convergence of the price of a barrier option in Heston's model, in which the CIR process is used to model the squared volatility of the stock price. To the best of our knowledge, they are the first to establish, by showing convergence for certain option prices, that using an Euler-type discretization in the full Heston model is theoretically correct. Numerical results, obtained from several discretization schemes, are provided in Lord et al. (2010) for some options in the Heston model. Note that the transition density function of the CIR process is known to be (within a scaling parameter) noncentral chi-square, which allows for direct simulation of this process; Broadie and Kaya (2006) have provided an exact simulation algorithm for Heston's model. However, algorithms using the transition density are computationally slower than Euler-type schemes, especially when the trajectory must be sampled at a large number of time points. Therefore, this family of algorithms is less suited for pricing highly path-dependent options; see for example the introductory discussion in Higham and Mao (2005). For this reason, and the fact that direct discretization methods are widely used in practice, our focus is on the latter.

So, Higham and Mao (2005) show that strong convergence of the approximating processes to X may effectively be used to deduce price convergence for certain contingent claims. Such a deduction involves somewhat delicate calculus of probability, the complexity of which depends on the complexity of the specific contingent claim considered. As previously discussed, one could instead easily deduce price convergence by essentially verifying that the payoff function is continuous, provided that one had a sequence of approximation processes $(X_n)_{n \geq 1}$ weakly converging towards X , in the sense of convergence in distribution of the whole path. It is possible to implement this other approach, with relative ease and in general setups, by using a powerful idea set forth by Stroock and Varadhan (discussed in detail in Stroock and Varadhan (1979)), namely the characterization of Markov processes by means of the so-called *martingale problem*. In particular, Stroock and Varadhan's approach provides an alternative way to regard diffusions. This point of view has the advantage of being particularly well suited to establish convergence of Markov chains to diffusion processes. Actually, a martingale problem is entirely defined by

the expression of a *generator*, and it turns out that it is sufficient to establish convergence of the generators of a sequence of Markov chains to the *infinitesimal generator* of a diffusion, for this sequence of Markov chains to converge in distribution to the diffusion.

In this paper, our main goal is to propose a discretization scheme, in the form of a Markov chain with nonnegative values, and use the above-mentioned techniques based on the generator to show its convergence in distribution to the solution of the SDE, under suitable assumptions on b and σ . Note that in a standard Euler-Maruyama scheme, such as the one presented in (2) for the CIR process, it is the use of the normal distribution which is responsible for the non-zero probability of getting a negative value on the next time-step, even if the current value is nonnegative. When we work within the framework of the martingale problem, there is no additional difficulty in establishing convergence if we trade the normal distribution for another distribution whose second moment is finite, in the spirit of the *weak Euler scheme* (see, e.g., Kloeden and Platen (1992)). This suggests the following idea: let us use a scheme very similar to the standard Euler-Maruyama scheme, where by a careful choice of distribution we make sure that the resulting Markov chain is well defined and assumes only nonnegative values. We propose to use a nonnegative distribution, and we give conditions on its mean and variance to ensure that the scheme is well defined and converges. Thus, application of our scheme in practice reduces to the sole choice of a nonnegative distribution whose mean and variance satisfy a given condition, making it relatively simple and versatile. The family of diffusions for which such a choice of distribution is possible encompasses several examples of practical interest. For instance, our scheme applies to the CIR process, including some cases where the reversion parameter is a (possibly correlated) stochastic process (as in Deelstra and Delbaen (1998)), and it can be used in the framework of Heston's model. Moreover, verifying that the approximate prices of a path-dependent option converge to the real price is then a matter of verifying that the payoff functional is continuous (at least on a set of probability 1), and hence one does not have to resort to delicate calculus of probability; note that it is left for future work to analytically evaluate the rate of weak convergence of this scheme. Finally, it is interesting to note that the convergence of the binomial tree towards the geometric Brownian motion, and that of the GARCH(1,1) discrete process to the continuous version of this process, are special cases of our scheme.

The paper is organised as follows. In Section 2, we introduce the nonnegativity preserving discretization scheme, and specify for which diffusions it applies. In Section 3, we present the main result (Theorem 8), which says that the approximate processes defined by the scheme converge in distribution to the right diffusion process. A brief introduction to the martingale problem is provided. In Section 4, we discuss the consequences of the convergence in distribution established in the main result. In particular, we see the ease with which it can be used in the pricing of derivative securities. Some examples of dynamics for which the scheme applies (and converges) are given in Section 5. Finally, the results of two numerical experiments involving the proposed scheme as well as schemes (b1)-(b4) are presented in Section 6.

2. THE SCHEME

Consider once again the stochastic differential equation (SDE)

$$(3) \quad dX(t) = b(t, X(t)) dt + \sigma(t, X(t)) dW(t), \quad t \geq 0, \quad X(0) = x_0,$$

where the following is satisfied:

Condition 1. *The coefficients $b : \mathbb{R}_+ \times \mathbb{R}^d \rightarrow \mathbb{R}^d$ and $\sigma : \mathbb{R}_+ \times \mathbb{R}^d \rightarrow \mathbb{R}^d \otimes \mathbb{R}^d$ are continuous functions. Moreover, x_0 is a constant in \mathbb{R}^d . Here, d is a positive integer, $\mathbb{R}_+ := [0, \infty)$, and $\mathbb{R}^d \otimes \mathbb{R}^d$ is the space of $d \times d$ -matrices.*

The process $(W(t))_{t \geq 0}$ represents a d -dimensional standard Brownian motion. The main reason to allow equation (3) to be multidimensional is to set a framework general enough to include as special cases, for instance, two-factor interest rate models or stochastic volatility models, where at least two SDEs are involved simultaneously. We are primarily interested in cases where the solution to (3) is a \mathbb{R}^d -valued process, at least one of whose components is a nonnegative process. More precisely, we postulate the following:

Condition 2. *There is an integer m , with $0 \leq m \leq d$, such that for each $x_0 \in E$, where $E := \mathbb{R}_+^m \times \mathbb{R}^{d-m}$, the SDE (3) has a unique (in the sense of probability law) weak solution, that is there exists a probability space $(\Omega, \mathcal{F}, \mathbb{P})$, a filtration $\{\mathcal{F}_t\}_{t \geq 0}$ satisfying the usual conditions, and a pair (W, X) , where W is a d -dimensional standard Brownian motion and X is a process with continuous paths satisfying (3). Moreover, the unique weak solution is such that $X(t) \in E$ for all $t \geq 0$, almost surely.*

Remark 3. *Note that only the values of the functions b and σ over $\mathbb{R}_+ \times E$ are relevant under this setting.*

In order to fix ideas, let us first focus on the case where $x_0 \geq 0$ is given, and $(X(t))_{t \geq 0}$ is a nonnegative one-dimensional process (i.e., $d = m = 1$ and $E = \mathbb{R}_+$). Moreover, assume that $\sigma(\cdot)$ is a nonnegative (scalar) function. If we fix a discrete time-step of size $1/n$, for some integer n , then a discrete-time approximating process $(Y_n(k))_{k \geq 0}$ is defined as follows: let $Y_n(0) = x_0$ and, for each $k \geq 0$, set

$$(4) \quad Y_n(k+1) = Y_n(k) + \frac{1}{n}b(k/n, Y_n(k)) + \frac{1}{\sqrt{n}}\sigma(k/n, Y_n(k))(\varepsilon_k^{(n)} - \mu),$$

where $(\varepsilon_k^{(n)})_{k \geq 0}$ is a family of independent copies of a random variable ε with mean μ and variance 1. In a standard Euler scheme, $\varepsilon - \mu$ follows the standard normal distribution, causing $Y_n(k+1)$, even given $Y_n(k) \geq 0$, to have a non-zero probability of being negative. To avoid this problem, let us instead assume that ε is a nonnegative random variable. If its (positive) mean μ is set such that

$$(5) \quad x + \frac{1}{n}b(t, x) - \frac{1}{\sqrt{n}}\sigma(t, x)\mu \geq 0, \quad \text{for all } (t, x) \in \mathbb{R}_+ \times \mathbb{R}_+,$$

then $(Y_n(k))_{k \geq 0}$ is clearly a Markov chain whose values are nonnegative. We will see later that letting go of the normality is not too much of a price to pay, as $(Y_n(k))_{k \geq 0}$ provides a valid approximation (see Theorem 8). We also delay the illustration of the above simple scheme, in the case of the CIR process (in Example 7), until after its generalization to the multidimensional case, that we now undertake.

Assume the general setting of Conditions 1 and 2. Put $a := \sigma\sigma^\top$ (\top indicates the transpose operation). The multidimensional discretization scheme relies on a function $\tilde{\sigma}$, a sequence of independent copies of a random vector ε on a probability space $(\tilde{\Omega}, \tilde{\mathcal{F}}, \tilde{\mathbb{P}})$, and an integer n_0 , chosen to satisfy:

Condition 4. We have $a(t, x) = \tilde{\sigma}(t, x)\Sigma\tilde{\sigma}^\top(t, x)$ for all $(t, x) \in \mathbb{R}_+ \times E$, where Σ is a symmetric semi-definite positive $d \times d$ matrix, and $\tilde{\sigma} : \mathbb{R}_+ \times E \rightarrow \mathbb{R}^d \otimes \mathbb{R}^d$ is a continuous function. The positive integer n_0 and the mean μ are such that

$$(6) \quad \inf_{(t,x) \in \mathbb{R}_+ \times E} \left(x + \frac{1}{n}b(t, x) - \frac{1}{\sqrt{n}}\tilde{\sigma}(t, x)\mu \right) \in E, \quad \text{for all } n \geq n_0,$$

where the infimum is taken componentwise. Moreover, the random vector ε has mean μ , covariance matrix Σ , and

$$(7) \quad \tilde{\mathbb{P}}(\tilde{\sigma}(t, x)\varepsilon \in E \text{ for all } (t, x) \in \mathbb{R}_+ \times E) = 1.$$

Remark 5. Equation (6) is a direct extension of condition (5). The condition in equation (7) is satisfied, for instance, if all components of $\tilde{\sigma}$ are nonnegative functions, and all components of ε are nonnegative random variables. When $d = 1$ and $E = \mathbb{R}_+$, and in the typical situation where the scalar function σ is nonnegative, we usually use $\tilde{\sigma} = \sigma$ and $\Sigma = 1$. In this case, as mentioned previously, upon setting a nonnegative distribution for ε with variance $\Sigma = 1$ and mean $\mu > 0$ satisfying (6) (or equivalently (5)), then Condition 4 is satisfied.

Remark 6. Note that μ and n_0 are typically chosen as a couple in order to satisfy the condition given in equation (6), providing more flexibility in the choice of the distribution of ε .

Let $(\varepsilon_k^{(n)})_{k \geq 0, n \geq n_0}$ be a family of independent copies of the random vector ε of Condition 4 on the probability space $(\tilde{\Omega}, \tilde{\mathcal{F}}, \tilde{\mathbb{P}})$. Fix some $x_0 \in E$. For $n \geq n_0$, define $(Y_n(k))_{k \geq 0}$ by letting $Y_n(0) = x_0$, and then by iterating as follows:

$$(8) \quad Y_n(k+1) = Y_n(k) + \frac{1}{n}b(k/n, Y_n(k)) + \frac{1}{\sqrt{n}}\tilde{\sigma}(k/n, Y_n(k))(\varepsilon_k^{(n)} - \mu), \quad k \in \{0, 1, 2, \dots\}.$$

For each $n \geq n_0$, the process $(Y_n(k))_{k \geq 0}$ is a Markov chain with values in E , i.e., $\tilde{\mathbb{P}}(Y_n(k) \in E) = 1$ for all $k \geq 0$, in view of Condition 4 and the fact that $x_0 \in E$. Finally, define the time-continuous approximating process $(X_n(t))_{t \geq 0}$ by linear interpolation of the values of $(Y_n(k))_{k \geq 0}$ between the discrete time-steps:

$$(9) \quad X_n(t) = Y_n(\lfloor nt \rfloor) + (nt - \lfloor nt \rfloor)(Y_n(\lfloor nt \rfloor + 1) - Y_n(\lfloor nt \rfloor)), \quad t \geq 0,$$

where $\lfloor y \rfloor$ is the largest integer less than or equal to y . By construction, $(X_n(t))_{t \geq 0}$ is an E -valued process for each $n \geq n_0$. Our main result, discussed in Section 3, states that the sequence of approximating processes $(X_n)_{n \geq n_0}$ converges to the (unique) solution of the SDE (3). Section 4 discusses further the nature of this convergence and its applications in option pricing.

We conclude this section by giving an example of dynamics for which Conditions 1, 2, and 4 are satisfied, and hence the scheme is applicable. Section 5 gives more such examples of practical interest.

Example 7. Cox-Ingersoll-Ross (CIR) model The CIR process is defined by equation (3) with $b(t, x) = \kappa(\beta - x)$ and $\sigma(t, x) = \nu\sqrt{x}$, $x \geq 0$, where κ , β and ν are positive constants. Here, $d = m = 1$ and $E = \mathbb{R}_+$, and we trivially set $\tilde{\sigma} = \sigma$ and $\Sigma = 1$. With straightforward optimization computations, one can show that whenever $n > \kappa$ and $\mu > 0$ we have

$$(10) \quad \inf_{x \geq 0} \left(x + \frac{1}{n}\kappa(\beta - x) - \frac{\mu}{\sqrt{n}}\nu\sqrt{x} \right) = \frac{\kappa\beta}{n} - \frac{\mu^2\nu^2}{4(n - \kappa)}.$$

Consequently, if we choose $n_0 > \kappa$, and μ such that the right-hand side of (10) is nonnegative, which is true if $0 < \mu \leq \frac{2}{\nu} \sqrt{\kappa\beta \left(1 - \frac{\kappa}{n_0}\right)}$, and finally set a nonnegative distribution with mean μ and variance 1 for ε , then Condition 4 is satisfied. It is also interesting to note that (8) implies $\tilde{\mathbb{E}}[Y_n(k+1)] = \kappa\beta/n + \tilde{\mathbb{E}}[Y_n(k)](1 - \kappa/n)$, $k = 0, 1, 2, \dots$, from which we deduce $\tilde{\mathbb{E}}[Y_n(k)] = \beta + (x_0 - \beta)(1 - \kappa/n)^k$. Using (9), one may easily conclude that, for a fixed time $T > 0$, $\lim_{n \rightarrow \infty} \tilde{\mathbb{E}}[X_n(T)] = \beta + (x_0 - \beta)e^{-\kappa T} = \mathbb{E}[X(T)]$, where $(\Omega, \mathcal{F}, \mathbb{P})$, $\{\mathcal{F}_t\}_{t \geq 0}$, (W, X) is the weak solution of (3); see (Shreve, 2004b, Section 4.4) for the last equality. Very similarly, one may establish that the variance of $X_n(T)$ goes to that of $X(T)$ as n goes to infinity.

3. CONVERGENCE OF THE SCHEME USING THE MARTINGALE PROBLEM FORMULATION

In this section, we establish convergence of the probability law of the processes X_n , $n \geq n_0$ (defined in the previous section), towards the law of the solution to the SDE (3), as n goes to infinity (or the time-step goes to zero). We achieve this by means of the martingale problem of Stroock and Varadhan. We provide a very brief introduction to the martingale problem in this section, mainly establishing the notation, and refer any reader seeking for a detailed discussion to Ethier and Kurtz (1986) or Stroock and Varadhan (1979).

Let $C_c^\infty(\mathbb{R}^d)$ be the set of infinitely differentiable functions $f : \mathbb{R}^d \rightarrow \mathbb{R}$ with compact support. Define the differential operator A , acting on functions $f \in C_c^\infty(\mathbb{R}^d)$, by

$$(11) \quad (Af)(t, x) := \sum_{i=1}^d b_i(t, x) \partial_{x_i} f(x) + \frac{1}{2} \sum_{i=1}^d \sum_{j=1}^d a_{ij}(t, x) \partial_{x_i} \partial_{x_j} f(x),$$

$(t, x) \in \mathbb{R}_+ \times \mathbb{R}^d$, where ∂_{x_i} stands for the partial derivative with respect to the i -th variable, and b_i and a_{ij} denote the entries of b and a . If $(\Omega, \mathcal{F}, \mathbb{P})$, $\{\mathcal{F}_t\}_{t \geq 0}$, (W, X) is a weak solution to the SDE (3), then $\mathbb{P}(X(0) = x_0) = 1$, and from Itô's formula one easily deduces that

$$(12) \quad f(X(t)) - \int_0^t Af(s, X(s)) ds$$

is an $\{\mathcal{F}_t\}$ -martingale for any $f \in C_c^\infty(\mathbb{R}^d)$. Actually, any process X with continuous paths, defined on a probability space $(\Omega, \mathcal{F}, \mathbb{P})$ endowed with a filtration $\{\mathcal{F}_t\}_{t \geq 0}$, satisfying $\mathbb{P}(X(0) = x_0) = 1$ and such that (12) is an $\{\mathcal{F}_t\}$ -martingale for all $f \in C_c^\infty(\mathbb{R}^d)$, is called a solution to the martingale problem for (A, x_0) . Hence, any weak solution to the SDE (3) solves the martingale problem for (A, x_0) . Under Condition 1, the converse turns out to be true. In fact, if the martingale problem for (A, x_0) has a solution, then there exists a weak solution to the SDE (3) (see Corollary 5.3.4 in Ethier and Kurtz (1986)). Moreover, uniqueness (in the sense of probability law) holds for solutions of the SDE (3) if and only if uniqueness holds for the martingale problem for (A, x_0) (see again Corollary 5.3.4 in Ethier and Kurtz (1986)). In other words, existence and uniqueness of a weak solution to the SDE (3) is equivalent to existence and uniqueness of a solution to the martingale problem for (A, x_0) . This means that all the information which is truly essential relatively to the SDE (3) is encapsulated in the martingale problem formulation, which in turn relies only on the expression of A , also called the infinitesimal generator.

In view of the importance of the martingale problem and the generator, let us expose similar ideas in discrete time, that is, let us see how the Markov chain $(Y_n(k))_{k \geq 0}$ defined in (8) may be

characterized through a martingale problem as well. Consider the transition function

$$(13) \quad K_n(t, x, \Gamma) := \tilde{\mathbb{P}} \left(x + \frac{1}{n}b(t, x) + \frac{1}{\sqrt{n}}\tilde{\sigma}(t, x)(\varepsilon - \mu) \in \Gamma \right), \quad \Gamma \in \mathcal{B}(\mathbb{R}^d),$$

for $(t, x) \in \mathbb{R}_+ \times E$, where $\mathcal{B}(\mathbb{R}^d)$ represents the Borel sets on \mathbb{R}^d . This function actually describes the transitions of the Markov chain $(Y_n(k))_{k \geq 0}$. Indeed, let $\{\mathcal{F}_k^{Y_n}\}_{k \geq 0}$ be the filtration generated by $(Y_n(k))_{k \geq 0}$ (i.e. $\mathcal{F}_k^{Y_n} := \sigma\{Y_n(l) | l = 0, 1, \dots, k\}$), and note that

$$(14) \quad \tilde{\mathbb{P}}(Y_n(k+1) \in \Gamma | \mathcal{F}_k^{Y_n}) = K_n(k/n, Y_n(k), \Gamma), \quad \Gamma \in \mathcal{B}(\mathbb{R}^d),$$

for $k \in \{0, 1, \dots\}$. For all $f \in C_c^\infty(\mathbb{R}^d)$, define

$$(15) \quad A_n f(t, x) := n \int (f(y) - f(x)) K_n(t, x, dy),$$

$(t, x) \in \mathbb{R}_+ \times E$. For each $f \in C_c^\infty(\mathbb{R}^d)$, it is easily seen that

$$(16) \quad f(Y_n(k)) - \frac{1}{n} \sum_{l=0}^{k-1} A_n f(l/n, Y_n(l)),$$

is a $\{\mathcal{F}_k^{Y_n}\}$ -martingale. Conversely, any discrete-time process $(\tilde{Y}_n(k))_{k \geq 0}$ such that $\tilde{Y}_n(k) = x_0$ and (16) (with \tilde{Y}_n in place of Y_n) is a martingale for all $f \in C_c^\infty(\mathbb{R}^d)$ (with respect to the filtration generated by $(\tilde{Y}_n(k))_{k \geq 0}$) is a Markov chain whose transitions are described by K_n (Stroock and Varadhan, 1979, Section 11.2). Hence, the martingale problem defined by (15) and (16) characterizes such Markov chains, and A_n in (15) is the discrete analogue of the infinitesimal generator A .

In order to show convergence of the sequence of processes $(X_n)_{n \geq n_0}$ (recall (8) and (9)) to the weak solution of the SDE (3) as n goes to infinity, it turns out that it is sufficient to show convergence of the sequence of generators, more precisely that $A_n f$ converges to Af as n goes to infinity, for all $f \in C_c^\infty(\mathbb{R}^d)$. It is this method that we use to establish our main result:

Theorem 8. *Under Conditions 1, 2 and 4, the sequence of approximating processes $(X_n)_{n \geq n_0}$ defined by (8) and (9) converges in distribution to the weak solution of SDE (3) or, equivalently, to the solution of the martingale problem for (A, x_0) .*

The details of the proof are found in the appendix. We insist on the fact that the convergence in distribution established in Theorem 8 is that of the whole path of the processes X_n , $n \geq n_0$, to the whole path of the solution to the SDE (3), although we delay until the next section a careful definition of this convergence.

4. CONSEQUENCES OF THE CONVERGENCE IN DISTRIBUTION

Let us take the example where the SDE (3) models the evolution of stock prices in the risk-neutral world. Let $(\Omega, \mathcal{F}, \mathbb{P})$, $\{\mathcal{F}_t\}_{t \geq 0}$, (W, X) be the weak solution of (3). Suppose that the discounted payoff of a derivative security is expressed as a function, say $h(X)$, of the underlying price process X ; note that path-dependent options are embedded in this setup. On one hand, it is well known that $\mathbb{E}[h(X)]$ is the price of this derivative. On the other hand, saying, as

in Theorem 8, that the sequence of approximating processes $(X_n)_{n \geq n_0}$ (defined on $(\tilde{\Omega}, \tilde{\mathcal{F}}, \tilde{\mathbb{P}})$) converges in distribution to X means by definition that

$$(17) \quad \lim_{n \rightarrow \infty} \tilde{\mathbb{E}}[g(X_n)] = \mathbb{E}[g(X)],$$

for all bounded *continuous* functions g . Thus, if h is nice enough (this is true in particular if h is itself bounded and *continuous*), then (17) holds with $g = h$, and the approximate price given by the scheme, i.e., $\tilde{\mathbb{E}}[h(X_n)]$, is close to the actual theoretical price when n is large.

For the definition of the convergence of $(X_n)_{n \geq n_0}$ to X to be complete and transparent, this section starts by clarifying what it means for the above-mentioned functionals g to be continuous. Then, it provides sufficient conditions for h to be nice enough for the sequence of approximate prices to converge to the right price. Moreover, this section includes several examples of such nice functions, and illustrates how they can be used for pricing.

The solution of the SDE (3) and approximating processes X_n constructed in Section 2 are all processes whose paths are continuous functions. In other words, these paths belong to $C_E(\mathbb{R}_+)$, the set of continuous functions $x : \mathbb{R}_+ \rightarrow E$. Let us endow $C_E(\mathbb{R}_+)$ with the topology of uniform convergence on compact subsets of \mathbb{R}_+ , induced by the metric

$$\Lambda(x, y) := \int_0^\infty e^{-u} \sup_{0 \leq t \leq u} (|x(t) - y(t)| \wedge 1) du,$$

for $x, y \in C_E(\mathbb{R}_+)$ (where $|\cdot|$ is the Euclidean norm on \mathbb{R}^d and $u \wedge v$ is the minimum of $u, v \in \mathbb{R}$). The processes X_n , $n \geq n_0$, and X may be regarded as random variables with values in the set $C_E(\mathbb{R}_+)$, and convergence in distribution of X_n to X means that (17) is satisfied for all functions $g : C_E(\mathbb{R}_+) \rightarrow \mathbb{R}$ which are bounded, and continuous with respect to the metric Λ .

Remark 9. Consider a positive constant T and a function $g : C_E(\mathbb{R}_+) \rightarrow \mathbb{R}$. If $g(x)$ depends only on the values $x(t)$, $0 \leq t \leq T$, for any $x \in C_E(\mathbb{R}_+)$, then g is continuous with respect to the metric Λ if and only if it is continuous with respect to the usual and more tractable sup-metric defined as

$$\Lambda_T(x, y) := \sup_{0 \leq t \leq T} |x(t) - y(t)|,$$

for $x, y \in C_E(\mathbb{R}_+)$. In mathematical finance, when we consider a finite investment horizon $[0, T]$, the discounted payoff of a derivative security is usually of the form $g(X)$, for some function $g : C_E(\mathbb{R}_+) \rightarrow \mathbb{R}$ whose values depend only on the trajectories restricted to the interval $[0, T]$, and hence one simply has to verify continuity of g with respect to Λ_T .

We can enlarge the set of functions g such that (17) holds, extending at once the set of admissible payoff functions. Indeed, as a direct consequence of Theorem 8, together with Theorems 1.5.1 and 1.5.4 in Billingsley (1968), we get:

Proposition 10. Assume Conditions 1, 2 and 4. Let $(X_n)_{n \geq n_0}$ be the sequence of processes defined by (8) and (9) on the probability space $(\tilde{\Omega}, \tilde{\mathcal{F}}, \tilde{\mathbb{P}})$, and let $(\Omega, \mathcal{F}, \mathbb{P})$, $\{\mathcal{F}_t\}_{t \geq 0}$, (W, X) be the weak solution to the SDE (3). Suppose that $g : C_E(\mathbb{R}_+) \rightarrow \mathbb{R}$ is continuous with respect to Λ except on a subset $\mathcal{D}_g \subset C_E(\mathbb{R}_+)$ satisfying $\mathbb{P}(X \in \mathcal{D}_g) = 0$. If the sequence of random variables $(g(X_n))_{n \geq n_0}$ is uniformly integrable, then $\tilde{\mathbb{E}}[g(X_n)] \rightarrow \mathbb{E}[g(X)]$ as $n \rightarrow \infty$. In particular, this is true when g is bounded.

Remark 11. For a given n , the central limit theorem (or the strong law of large numbers) implies that the average of the payoff $g(X_n)$ of N Monte Carlo simulations of the trajectories of X_n converges to $\mathbb{E}[g(X_n)]$. The latter is in turn very close to $\mathbb{E}[g(X)]$ when n is large in view of Proposition 10. So, the price of a derivative security is obtained in practice by letting both n and N tend to infinity. This is very similar to the binomial tree method used in the Black-Scholes model (whose connection with the proposed method will actually be discussed further in Section 5.1).

For a positive constant T (typically the investment time horizon), a few examples of continuous payoff functionals $g : C_E(\mathbb{R}_+) \rightarrow \mathbb{R}$ are given by $g(x) = x_1(T)$, $g(x) = \left(\int_0^T x_1(t) dt\right) / T$, and $g(x) = \max_{0 \leq t \leq T} x_1(t)$, where x_1 is the first component of x . Their continuity with respect to Λ_T is easily verified. These functions are useful when dealing respectively with plain vanilla European, Asian, and lookback options. Let us further consider the functions $g(x) = \mathbb{I}\{\max_{0 \leq t \leq T} x_1(t) \leq B\}$, where B is a constant and \mathbb{I} denotes the indicator function, which is continuous except on the set $\mathcal{D}_g = \{x \in C_E(\mathbb{R}_+) : \max_{0 \leq t \leq T} x_1(t) = B\}$, and $g(x) = \mathbb{I}\{x_1(T) \leq B\}$, continuous except on $\mathcal{D}_g = \{x \in C_E(\mathbb{R}_+) : x_1(T) = B\}$. These are typical of situations where barrier and binary options are involved. Finally, note that the mapping $g : C_E(\mathbb{R}_+) \rightarrow C_{\mathbb{R}}(\mathbb{R}_+)$ defined by $g(x) = e^{x_1}$ for $x \in C_E(\mathbb{R}_+)$ is continuous. This last mapping may be useful when the log-price of an asset is modeled by the SDE (3). Combining functions such as the above allows one to express a wide variety of bounded payoffs, and then easily conclude by Proposition 10 that the sequence of approximate prices for the corresponding derivative security converges to the right price as the time-step goes to zero. Example 12 illustrates this technique.

Example 12. Consider the function $g : C_E(\mathbb{R}_+) \rightarrow \mathbb{R}$ defined by

$$g(x) = \exp\left(-\int_0^T x_1(s) ds\right) \times \left(K - \frac{1}{T} \int_0^T e^{x_2(s)} ds\right)^+,$$

for $x \in C_E(\mathbb{R}_+)$, where K and T are positive constants and x_i is the i -th component of x . It is continuous over $C_E(\mathbb{R}_+)$, and bounded if $m \geq 1$ (i.e. $x_1(t) \geq 0$ for all $t \geq 0$). Thus, it satisfies the assumptions of Proposition 10. If the first two components of a multi-dimensional process X , namely X_1 and X_2 , correspond respectively to the short-rate and the log-price of an asset, then $g(X)$ is the discounted payoff of an Asian put option with strike price K on this asset.

We can similarly tackle all the examples considered in Higham and Mao (2005) since these are for path-dependent options with bounded payoffs, for instance up-and-out call options. Unbounded payoffs can be treated via the put-call parity principle or by truncation, as in, respectively, Examples 13 and 14 below.

Example 13. Assume Conditions 1, 2 and 4, with $m \geq 2$. Suppose that (3) models the risk-neutral evolution of X , whose first component X_1 is the (nonnegative) short-rate and second component X_2 is an asset price. Let $D(t) = \exp(-\int_0^t X_1(s) ds)$, $t \geq 0$, be the discount factor process. In the postulated risk-neutral world, $\{D(t)X_2(t)\}_{t \geq 0}$ is a martingale. Upon combining this with equality $X_2(T) - K = (X_2(T) - K)^+ - (K - X_2(T))^+$, we get

$$(18) \quad \mathbb{E}[D(T)(X_2(T) - K)^+] = X_2(0) - K \mathbb{E}[D(T)] + \mathbb{E}[D(T)(K - X_2(T))^+],$$

where $T > 0$ is the investment horizon and $K > 0$ the strike price. On the right-hand side, both payoffs are bounded and continuous, hence we can apply Proposition 10 to approximate the prices of the bond and the put option. The price of the call option is then deduced from the put-call parity (18). Furthermore, if $\mathbb{P}(\max_{0 \leq t \leq T} X_2(t) = B) = 0$, where $B > 0$, then, for example, one can similarly price an up-and-in call barrier option from the call option price evaluated in (18) and the price of an up-and-out call option whose payoff is bounded:

$$\begin{aligned} \mathbb{E} \left[D(T) (X_2(T) - K)^+ \mathbb{I} \left\{ \max_{0 \leq t \leq T} X_2(t) > B \right\} \right] &= \mathbb{E} [D(T) (X_2(T) - K)^+] \\ &- \mathbb{E} \left[D(T) (X_2(T) - K)^+ \mathbb{I} \left\{ \max_{0 \leq t \leq T} X_2(t) \leq B \right\} \right]. \end{aligned}$$

Example 14. For simplicity, assume that $d = 1$. For $K > 0$, let $h(z) = (z - K)^+$, $z \in \mathbb{R}$, and let $(h_k)_{k \geq 1}$ be an increasing sequence of nonnegative, continuous and bounded functions on \mathbb{R} converging pointwise to h ; for example, one can take $h_k(z) = (z - K)^+ \wedge k$, $k = 1, 2, \dots$. As $\pi_T(x) = x(T)$ is a continuous function over $C_E(\mathbb{R}_+)$, then $g = h \circ \pi_T$ and $g_k = h_k \circ \pi_T$ are also continuous functions over $C_E(\mathbb{R}_+)$, and in the latter case it is also a bounded function. Then, by Proposition 10, for each k we have

$$\lim_{n \rightarrow \infty} \tilde{\mathbb{E}}[h_k(X_n(T))] = \mathbb{E}[h_k(X(T))].$$

Finally, by monotone convergence, $\mathbb{E}[h_k(X(T))]$ tends to $\mathbb{E}[h(X(T))]$ as k goes to infinity. Consequently, for k and n large, $\tilde{\mathbb{E}}[h_k(X_n(T))]$ is arbitrarily close to the price of the call option with maturity T and strike price K .

Remark 15. In order to establish convergence of the sequence of approximate prices to the right price for a derivative security (with a bounded payoff function), an alternative strategy is to first show strong convergence of the sequence of (continuous-time) approximate processes to the solution of the SDE (3), then find a way to deduce, from this strong convergence result, price convergence. This is the approach used by Higham and Mao (2005) when (3) corresponds to the CIR dynamics. As seen in Higham and Mao (2005), the second step (the one in which price convergence is deduced) involves probabilistic arguments, which are specific to the given derivative security, and whose complexity vary depending on that of the given derivative security. One source of difficulty comes from the way the discrete-time approximation is completed in between the discrete time steps to get a continuous-time process strongly converging to the CIR process. Indeed, this completion relies on a Brownian trajectory (see (16) in Higham and Mao (2005), and strong convergence results Theorems 3.1 and 3.2 and Corollaries 3.1 and 3.2). Such trajectory is known only in theory, while practical computation of the Monte Carlo approximate price requires a trajectory known in practice. As a result, the trajectory used for the strong convergence results is different from that used in the expression of derivative's Monte Carlo price (compare (16) with (18) and, for instance, (26) or (28) in Higham and Mao (2005)). Hence, the analysis necessarily requires establishing that these two trajectories are close (see Lemma 3.2 in Higham and Mao (2005)). In contrast, in the weak convergence approach proposed here, the continuous-time approximate processes whose convergence to the solution of (3) is shown is known in practice: it is obtained by simple linear interpolation from the discrete scheme (recall (9)). More importantly, upon availability of such a weakly convergent process, one gets price convergence essentially by verifying that the payoff function is a continuous function of the

path. As we have shown, this is quite simple and technical probabilistic arguments typical of the strong convergence approach are conveniently avoided.

5. EXAMPLES OF MODELS AND DIFFUSIONS

We now give several examples of models and diffusions for which Theorem 8 applies and hence the scheme converges.

5.1. Black-Scholes model with time-dependent coefficients. Let $\beta(t)$ and $\nu(t)$, $t \geq 0$, be continuous functions, with $\nu(t) \geq 0$ for all $t \geq 0$, and suppose that $x_0 > 0$ is given. Assume that $\sup_{t \geq 0} \nu(t) \in (0, \infty)$, and $\inf_{t \geq 0} \beta(t) > -\infty$. Upon letting $b(t, x) = x\beta(t)$ and $\sigma(t, x) = x\nu(t)$, then the solution to the stochastic differential equation (3) is the one-dimensional geometric Brownian motion (here, $d = m = 1$). Set $\tilde{\sigma} = \sigma$, and $\Sigma = 1$. Then Condition 4 is satisfied if ε is a nonnegative random variable, and n_0 and $\mu > 0$ are chosen such that

$$x \left(1 + \frac{\beta(t)}{n} - \frac{\nu(t)}{\sqrt{n}} \mu \right) \geq 0 \quad \text{for all } t \geq 0, x \geq 0, n \geq n_0.$$

This will be the case if, for instance, $n_0 > -2 \inf_{t \geq 0} \beta(t)$ and $0 < \mu < \sqrt{n_0}/(2 \sup_{t \geq 0} \nu(t))$. For each $n \geq n_0$, equation (8) gives the following scheme to approximate the geometric Brownian motion with time-dependent coefficients and with initial value x_0 : set $Y_n(0) = x_0$ and then, for $k \geq 0$, set

$$(19) \quad Y_n(k+1) = Y_n(k) \left(1 + \frac{\beta(k/n)}{n} + \frac{\nu(k/n)}{\sqrt{n}} (\varepsilon_k^{(n)} - \mu) \right).$$

One possible choice of distribution for ε is

$$(20) \quad \mathbb{P}(\varepsilon = 0) = \frac{1}{1 + \mu^2} \quad \text{and} \quad \mathbb{P}\left(\varepsilon = \mu + \frac{1}{\mu}\right) = \frac{\mu^2}{1 + \mu^2},$$

or, in other words, $\mu\varepsilon/(\mu^2 + 1) \sim \text{Bernoulli}(\mu^2/(1 + \mu^2))$. One can verify that we have indeed $\mathbb{E}[\varepsilon] = \mu$ and $\text{Var}(\varepsilon) = 1 (= \Sigma)$. If the coefficients are constant, i.e. $\beta(t) = \beta_0 \in \mathbb{R}$, and $\nu(t) = \nu_0 > 0$, for all $t \geq 0$, and ε follows the distribution in (20), then it is interesting to note that the scheme (19) reduces to a recombining binomial tree, in which $Y_n(k+1)$ is equal to either $u_n Y_n(k)$ or $d_n Y_n(k)$, where $u_n = 1 + \frac{\beta_0}{n} + \frac{\nu_0}{\sqrt{n}} \frac{1}{\mu}$ and $d_n = 1 + \frac{\beta_0}{n} - \frac{\nu_0}{\sqrt{n}} \mu$. By construction, we have $0 < d_n < 1 + \frac{\beta_0}{n} < u_n$, and it is easy to verify that

$$(21) \quad \mathbb{P}(Y_n(k+1) = u_n Y_n(k)) = \frac{\mu^2}{1 + \mu^2} = \frac{(1 + \frac{\beta_0}{n}) - d_n}{u_n - d_n}.$$

If β_0 stands for the constant interest rate, and $\{Y_n(k)\}_{k \geq 0}$ models the risk-neutral evolution of an asset price, then the probability of an up-move (equivalent to multiplying the current price by u_n) found in (21) is consistent with the risk-neutral probability usually postulated in binomial models (see for instance Shreve (2004a)).

5.2. Constant elasticity of variance (CEV) model. It is possible to apply Theorem 8 to one dimensional diffusion processes as those in Berkaoui et al. (2008) which have a non-Lipschitz diffusion coefficient. Let $b(t, x) = b(x)$ be a Lipschitz continuous function such that $b(0) > 0$ and let $\sigma(t, x) = \nu x^\alpha$, with $\nu > 0$ and $\alpha \in [1/2, 1)$. Under these assumptions, and with $x_0 \geq 0$, there exists a nonnegative strong solution to equation (3) (Berkaoui et al., 2008), and so $d = m = 1$ and $E = \mathbb{R}_+$. Let ε be a nonnegative random variable with mean μ and variance $\Sigma = 1$, and take $\tilde{\sigma} = \sigma$. It remains to show that n_0 and $\mu > 0$ can be chosen such that the condition in equation (6) is satisfied, namely

$$(22) \quad \frac{b(x)}{n} + c_n(x) \geq 0,$$

for all $x \geq 0$ and $n \geq n_0$, where $c_n(x) := x - \frac{\nu x^\alpha}{\sqrt{n}} \mu$. If b has Lipschitz constant K (i.e. $|b(x) - b(y)| \leq K|x - y|$ for all $x, y \in \mathbb{R}$), then $b(x) \geq -Kx$, for all $x \geq 0$. Thus, (22) is immediate if $-Kx/n + c_n(x) \geq 0$, which is equivalent to

$$x \geq x^{(n)} := \left(\frac{\nu \mu}{\sqrt{n}} (1 - K/n)^{-1} \right)^{1/(1-\alpha)},$$

when $1 - K/n \geq 1 - K/n_0 > 0$. Now, it remains to secure inequality (22) for $x \in [0, x^{(n)})$.

Since $x^{(n)} \rightarrow 0$ when $n \rightarrow \infty$, and since b is continuous, then for any μ we can set n_0 large enough to ensure both $n_0 > K$ and

$$(23) \quad \min_{x \in [0, x^{(n)}]} b(x) \geq \frac{b(0)}{2}, \quad n \geq n_0.$$

We have $c'_n(x) = 1 - \frac{\nu \alpha}{\sqrt{n} x^{1-\alpha}} \mu$ and $c''_n(x) = \frac{\nu \alpha (1-\alpha)}{\sqrt{n} x^{2-\alpha}} \mu$. Therefore, the c_n 's are convex functions with a global minimum in

$$x_n := \left(\frac{\alpha \nu \mu}{\sqrt{n}} \right)^{1/(1-\alpha)} \leq x^{(n)}$$

with value

$$(24) \quad c_n(x_n) = \left(\frac{\nu \mu}{\sqrt{n}} \right)^{1/(1-\alpha)} \left(\alpha^{1/(1-\alpha)} - \alpha^{\alpha/(1-\alpha)} \right) \leq 0,$$

where the last inequality follows from $\alpha < 1$. When $\alpha \in (1/2, 1)$, we have $|nc_n(x_n)| \rightarrow 0$ as $n \rightarrow \infty$, and for any μ one may choose n_0 sufficiently large to get $|nc_n(x_n)| < b(0)/2$ for all $n \geq n_0$. Together with (23), this gives

$$(25) \quad \frac{b(x)}{n} + c_n(x) \geq \frac{1}{n} \min_{x \in [0, x^{(n)}]} b(x) + c_n(x_n) \geq \frac{1}{n} \left(\frac{b(0)}{2} + nc_n(x_n) \right) \geq 0,$$

for all $x \in [0, x^{(n)}]$ and $n \geq n_0$. When $\alpha = 1/2$, then $c_n(x_n) = -\nu^2 \mu^2 / (4n)$ (recall (24)). Then the last inequality in (25) is immediate if μ satisfies $\mu < \sqrt{2b(0)}/\nu$.

5.3. One-dimensional affine diffusion process. Let h_0, h_1, k_0, k_1, r_0 be constant numbers satisfying $k_0 h_1 - k_1 h_0 > 0$, $h_1 \neq 0$, and $h_0 + h_1 r_0 \geq 0$. Then, the process defined by

$$dR(t) = (k_0 + k_1 R(t)) dt + \sqrt{h_0 + h_1 R(t)} dW(t), \quad R(0) = r_0,$$

belongs to the family of affine diffusion processes (see Duffie et al. (2000)) and takes its values in $[-h_0/h_1, \infty)$ if $h_1 > 0$, or in $(-\infty, -h_0/h_1]$ if $h_1 < 0$. The process $(X(t))_{t \geq 0}$ defined by the change of variable $X(t) = h_0 + h_1 R(t)$ satisfies the dynamics (3) with $b(t, x) = b(x) = (k_0 h_1 - k_1 h_0) + k_1 x$, $\sigma(t, x) = |h_1| \sqrt{x}$, and $x_0 = h_0 + h_1 r_0$. This is the special case of Example 5.2 with $\alpha = 1/2$, $b(0) = k_0 h_1 - k_1 h_0 > 0$, $\nu = |h_1|$, and Lipschitz constant $K = |k_1|$. In view of Example 5.2, we must choose $\mu < \sqrt{2b(0)}/\nu = \sqrt{2(k_0 h_1 - k_1 h_0)}/|h_1|$, and then take $n_0 > K$ large enough for (23) to be satisfied, for instance $n_0 \geq \max(2K, 8|k_1| \nu^2 \mu^2 / b(0))$.

5.4. Two-factor CIR model. In a two-factor interest rate model, the interest rate process is defined as $r(t) = \delta_0 + \delta_1 X_1(t) + \delta_2 X_2(t)$, where $\delta_0 \geq 0$ and $\delta_1, \delta_2 > 0$ (see Shreve (2004b)). In the two-factor canonical CIR interest rate model, the two-dimensional process $(X(t))_{t \geq 0}$ evolves according to the general dynamics given in equation (3), where the coefficients are

$$b(x) = \begin{pmatrix} \beta_1 - \lambda_{11}x_1 + \lambda_{12}x_2 \\ \beta_2 + \lambda_{21}x_1 - \lambda_{22}x_2 \end{pmatrix} \quad \text{and} \quad \sigma(x) = \begin{pmatrix} \sqrt{x_1} & 0 \\ \sqrt{x_2}\rho & \sqrt{x_2}\sqrt{1-\rho^2} \end{pmatrix},$$

for $x = (x_1, x_2) \in E = \mathbb{R}_+^2$, and with initial condition $X(0)$ in \mathbb{R}_+^2 . The parameters $\beta_1, \beta_2, \lambda_{11}, \lambda_{22}$ are positive constants, $\lambda_{12}, \lambda_{21}$ are nonnegative, and the instantaneous correlation ρ satisfies $-1 < \rho < 1$. Note that we are in the case $d = m = 2$. We define, for $x \in E$,

$$(26) \quad \tilde{\sigma}(x) = \begin{pmatrix} \sqrt{x_1} & 0 \\ 0 & \sqrt{x_2} \end{pmatrix} \quad \text{and} \quad \Sigma = \begin{pmatrix} 1 & \rho \\ \rho & 1 \end{pmatrix}.$$

Very similarly as in Example 7, we may conclude that Condition 4 is satisfied as soon as

$$(27) \quad n_0 > \max(\lambda_{11}, \lambda_{22}) \quad \text{and} \quad 0 < \mu_i < 2\sqrt{\beta_i \left(1 - \frac{\lambda_{ii}}{n_0}\right)}, \quad i = 1, 2,$$

and the 2×1 random vector ε has nonnegative components. Note that if ε is a nonnegative random vector with $\mathbb{E}[\varepsilon] = \mu$, and covariance matrix Σ specified in (26), then it must be true that

$$(28) \quad -\rho \leq \mu_1 \mu_2.$$

Conversely, under condition (28), one may construct a random vector ε with nonnegative components, $\mathbb{E}[\varepsilon] = \mu$, and covariance matrix Σ (specified in (26)). As a result, it is possible to choose n_0 and μ_1, μ_2 such that (27) and Condition 4 are satisfied as long as $-\rho < 4\sqrt{\beta_1 \beta_2}$.

5.5. Stochastic volatility models. Let α, λ, ν be positive, $\beta \in \mathbb{R}$, and $\rho \in (-1, 1)$. Consider the GARCH(1,1) stochastic volatility model

$$(29) \quad \begin{aligned} dV(t) &= (\alpha - \lambda V(t))dt + \nu V(t) d\tilde{W}_1(t); \\ dS(t) &= S(t) (\beta dt + \sqrt{V(t)} d\tilde{W}_2(t)), \end{aligned}$$

with $V(0) = v_0 > 0$ and $S(0) = s_0 > 0$, and where \tilde{W}_1 and \tilde{W}_2 are two standard Brownian motions with instantaneous correlation ρ . Even though both processes are nonnegative, we ease

the situation by working (as in Lord et al. (2010)) with $\log S$ instead of S , which does not need to remain positive. More precisely, we consider equation (3) with $d = 2$ but $m = 1$, and

$$b(x) = \begin{pmatrix} \alpha - \lambda x_1 \\ \beta - \frac{x_1}{2} \end{pmatrix}, \quad \sigma(x) = \begin{pmatrix} \nu x_1 & 0 \\ \rho \sqrt{x_1} & \sqrt{1 - \rho^2} \sqrt{x_1} \end{pmatrix},$$

for $x = (x_1, x_2)^\top$, and with $X(0) = (v_0, \log(s_0))^\top$. Define

$$(30) \quad \tilde{\sigma}(x) = \begin{pmatrix} \nu x_1 & 0 \\ 0 & \sqrt{x_1} \end{pmatrix} \quad \text{and} \quad \Sigma = \begin{pmatrix} 1 & \rho \\ \rho & 1 \end{pmatrix}.$$

Note that (7) in Condition 4 holds as soon as ε_1 is a nonnegative random variable (ε_2 may take both positive and negative values). For Condition 4 to be satisfied, it remains to make sure that

$$\inf_{x_1 \geq 0} \left(x_1 + \frac{\alpha - \lambda x_1}{n} - \frac{\nu x_1}{\sqrt{n}} \mu_1 \right) \geq 0, \quad \text{for all } n \geq n_0.$$

This will be the case if we choose $n_0 > \lambda$ and $0 < \mu_1 < \frac{\sqrt{n_0}}{\nu} \left(1 - \frac{\lambda}{n_0}\right)$. Note that, for $n \geq n_0$, the approximating scheme for $(X_1(t))_{t \geq 0} = (V(t))_{t \geq 0}$ given by (8) may be written as

$$Y_{1,n}(k+1) = \frac{\alpha}{n} + Y_{1,n}(k) \left(1 - \frac{\lambda}{n} - \frac{\nu}{\sqrt{n}} \mu_1 \right) + \frac{\nu}{\sqrt{n}} Y_{1,n}(k) \varepsilon_{1,k}^{(n)},$$

(where $Y_n = (Y_{1,n}, Y_{2,n})^\top$ and $\varepsilon_k^{(n)} = (\varepsilon_{1,k}^{(n)}, \varepsilon_{2,k}^{(n)})^\top$) and $Y_{1,n}(0) = v_0$. This is commonly referred to as a GARCH(1,1) discrete process, with the particularity that the family of random variables $\{\varepsilon_{1,k}^{(n)}\}_{k \geq 0}$ are i.i.d. and follow any nonnegative distribution with mean μ_1 and unit variance. Hence, convergence of the GARCH(1,1) discrete process to its continuous counterpart is a special case of Theorem 8.

Note that if the process in (29) were replaced with a CIR process, a very similar argument could be applied, which would lead to a scheme for Heston's stochastic volatility model.

6. NUMERICAL RESULTS

In this section, we present the results of two numerical experiments putting the proposed discretization scheme to the test. Results pertaining to other discretization schemes are also provided in order to facilitate comparisons. In the first experiment, we shall be interested in the price of a bond in the CIR interest rate model. This is a good test case since there is a well-known closed form formula for the bond price allowing for bias computations, and the payoff is path-dependent allowing to test the ability of the method for pricing path-dependent derivatives. In the second experiment, we consider the price of a (plain vanilla) European call option in Heston's stochastic volatility model. This is another interesting test case as it involves the joint action of two correlated processes, the CIR process being one of them, while the pricing problem is still mathematically tractable enough to obtain theoretical prices (Heston (1993) determines the characteristic function of the stock log-price at maturity; Fourier inversion can thereafter be used to get the price of a European call option).

6.1. Bond pricing in the CIR model. For the first experiment, we consider the CIR process of Example 7, that is $(X(t))_{t \geq 0}$ is a solution of (3) when $b(t, x) = \kappa(\beta - x)$ and $\sigma(t, x) = \nu\sqrt{x}$, where κ , β and ν are positive constants. Assuming that $(X(t))_{t \geq 0}$ models the interest rate, the value of a bond that will pay its face value of 1000 dollars in T years is worth $1000 \times \mathbb{E} \left[\exp \left(- \int_0^T X(s) ds \right) \right]$ today. Our goal is to get an approximation of this price using Monte Carlo simulations together with various discretization schemes and compare them to the true value of the bond; see, e.g., (Lamberton and Lapeyre, 1991, Proposition 6.2.5) for the closed-form formula.

It is well known that the CIR process will never hit the origin, that is $\mathbb{P}(X(t) > 0 \text{ for all } t \geq 0) = 1$ if $x_0 > 0$, when the model parameters satisfy $\sqrt{2\kappa\beta} \geq \nu$, while it eventually hits the origin with probability one when $\sqrt{2\kappa\beta} < \nu$; see, e.g., (Lamberton and Lapeyre, 1991, Proposition 6.2.4). Since we want to assess how the different discretization schemes manage the zero boundary condition, it is natural to test the methods for parameters for which the boundary problem will theoretically arise. In fact, we put $\kappa = 0.5$ and $\beta = 0.04$, so that $\sqrt{2\kappa\beta} = 0.2$, and consider two values exceeding 0.2 for the volatility coefficient: $\nu = 0.3$ and $\nu = 1$. In the latter case, the zero boundary problem is magnified by the larger volatility and so it should be intuitively more difficult to get accurate prices. Tables 1 and 2 show, for different values of n and Euler-type discretization schemes, the bias and the margin of error at the 95% confidence level for the Monte Carlo prices, based on one million trajectories of the CIR process (i.e., $N = 1\,000\,000$ in the notation of Remark 11). For the reader's convenience, those biases that are not significantly different from zero at the 95% level appear in bold fonts. In our discretization scheme (the one defined in (4)), we have set for ε the two-valued distribution, one of whose values is zero, with average $\mu = 0.8$ in the low volatility case and $\mu = 0.28$ in the high volatility case (recall (20), where this Bernoulli-type distribution is explicitly given). Note that with these values of μ the condition $0 < \mu \leq \frac{2}{\nu} (\kappa\beta(1 - (\kappa/n_0)))^{1/2}$ from Example 7 is satisfied with respectively $n_0 = 4$ and $n_0 = 50$ for the two sets of parameters. This choice of distribution is motivated by the fact that the Bernoulli distribution is the simplest there is, which results in reduced simulation time. Note that the approximation of the payoff term $\int_0^T X(s) ds$ requires an approximation of the path based on the discretization scheme for the entire interval $[0, T]$. For the scheme (b4), the trajectories have been interpolated in between the time-steps using $X_n(s) = |Y_n(\lfloor ns \rfloor)|$, $s \in [0, T]$, since (Higham and Mao, 2005, (4), (26), Theorem 4.1) prove that the bond approximate prices converge to the right price as n goes to infinity under this setup. For all other schemes, the linear interpolation defined in (9) is used. Since the payoff function $g(x) = 1000 \times \exp(-\int_0^T x(s) ds)$, for $x \in C_{\mathbb{R}_+}(\mathbb{R}_+)$, is continuous and bounded, then Proposition 10 implies that Monte Carlo bond prices from our scheme converge to the right price as n goes to infinity.

In Table 1 and Table 2 we see that biases are consistently less than a dollar for our scheme (in the Bernoulli column) and schemes (b1) and (b2), and for the values of n shown; this is quite small in comparison to the true bond prices which are respectively 925 and 940 dollars. The biases and intervals at the 95% confidence level of those three schemes are then compared graphically in Figure 1 and Figure 2. As anticipated, for all methods it is more difficult to evaluate the bond price in the high volatility case. Indeed, in the latter case much more time steps per year are required to get an approximate price which is not significantly different from the true price (at the 95% confidence level, based on one million trajectories).

TABLE 1. Bond pricing in the low volatility case

$n = \text{steps/year}$	Bernoulli	(b1)	(b2)	(b3)	(b4)
4	0.204 (0.123)	0.258 (0.126)	1.367 (0.129)	-12.825 (0.113)	-9.174 (0.107)
6	0.080 (0.122)	0.168 (0.124)	0.842 (0.125)	-9.305 (0.114)	-6.124 (0.110)
8	0.040 (0.121)	0.188 (0.122)	0.505 (0.123)	-7.314 (0.115)	-4.696 (0.112)
10	0.154 (0.120)	0.109 (0.121)	0.337 (0.122)	-6.070 (0.115)	-3.744 (0.114)
20	0.060 (0.119)	0.057 (0.120)	0.166 (0.120)	-3.545 (0.116)	-1.860 (0.116)
40	-0.062* (0.119)	0.057* (0.119)	-0.051 (0.120)	-2.257 (0.117)	-0.971 (0.117)
80	0.029* (0.118)	-0.008* (0.119)	-0.082* (0.119)	-1.558 (0.117)	-0.373 (0.118)
160	0.008* (0.119)	-0.000* (0.119)	0.005* (0.119)	-0.991 (0.118)	-0.261 (0.118)
rate of conv.	0.54	0.94	1.41	1.99	2.85

Bias and margin of error at the 95% confidence level (in parentheses).

CIR process parameters: $\kappa = 0.5$, $\beta = x_0 = 0.04$, $\nu = 0.3$.

Bond parameters: $T = 2$ years and face value of 1000.

True bond value: 925.258.

Mean for ε : $\mu = 0.8$.

Table 1 and Table 2 were designed primarily to compare biases, some of which are quite different in sizes for the same n . As a complement of information, their last rows provide a rough estimate of the weak order of convergence. Recall that these tables are based on one million trajectories, which is actually not sufficient to get precise numerical orders of convergence. Here, the rate of convergence is estimated to be the slope (in absolute value), when linearly regressing $\log(|\text{bias}|)$ on $\log(n)$ (and a constant term). For methods that do very well, note that several values of the bias shown in the tables are not significantly different from zero. Hence, these values carry very little information on the exact size of the deviation between $\tilde{\mathbb{E}}[g(X_n)]$ and the real price $\mathbb{E}[g(X)]$; they are essentially noise. Hence, some of these values (marked by an asterisk in the tables) have not been taken into consideration in the regressions. By using much larger numbers of trajectories, the actual deviation between $\tilde{\mathbb{E}}[g(X_n)]$ and the real price has been estimated with much more accuracy in the case of the proposed scheme. The results are reported in Table 3. In the low volatility case, the estimated order of convergence of 1.2 lies between the rough estimates obtained for methods (b1) and (b2), namely 0.94 and 1.41. However, the estimated order of convergence of 0.36 is smaller than both the rough estimates for methods (b1) and (b2) in the high volatility case, so the actual order of convergence might be slower for the proposed method. Calculation of the real order of weak convergence could be

FIGURE 1. Bias comparison in the low volatility case

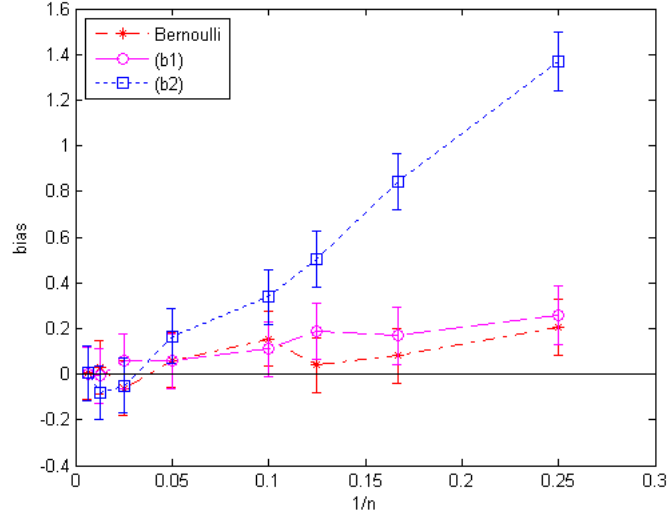


TABLE 2. Bond pricing in the high volatility case

$n = \text{steps/year}$	Bernoulli	(b1)	(b2)	(b3)	(b4)
50	-0.678 (0.249)	2.044 (0.270)	4.720 (0.271)	-117.019 (0.318)	-108.046 (0.311)
100	-0.329 (0.250)	0.798 (0.263)	2.086 (0.263)	-98.960 (0.313)	-90.511 (0.307)
200	-0.435 (0.252)	0.442 (0.259)	1.263 (0.257)	-84.907 (0.308)	-76.459 (0.302)
400	-0.368 (0.253)	0.278 (0.257)	0.453 (0.257)	-74.073 (0.304)	-66.008 (0.298)
800	-0.207 (0.253)	0.007 (0.256)	0.144 (0.256)	-65.310 (0.300)	-57.324 (0.294)
1600	-0.064* (0.253)	-0.067* (0.256)	0.402 (0.255)	-58.399 (0.297)	-50.397 (0.290)
rate of conv.	0.33	1.77	0.88	0.20	0.22

Bias and margin of error at the 95% confidence level (in parentheses).

CIR process parameters: $\kappa = 0.5$, $\beta = x_0 = 0.04$, $\nu = 1$.

Bond parameters: $T = 2$ years and face value of 1000.

True bond value: 940.024.

Mean for ε : $\mu = 0.28$.

the subject of future work. Note that regression of the root mean square error (RMSE) instead of the log-bias would have produced similar results.

FIGURE 2. Bias comparison in the high volatility case

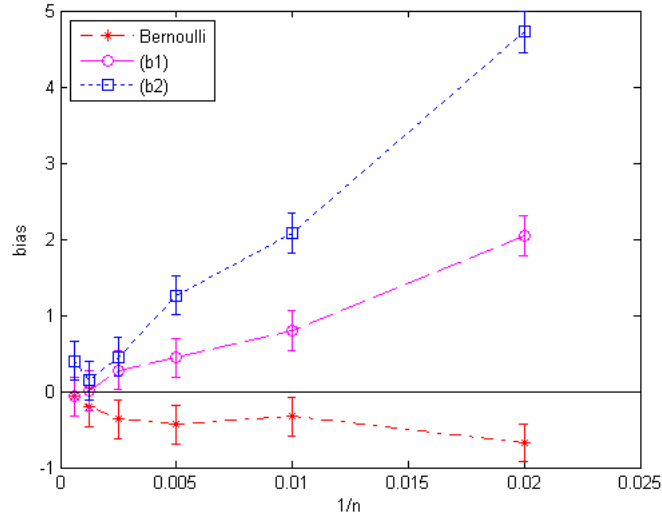


TABLE 3. Bond pricing using the Bernoulli distribution

low volatility case					high volatility case				
n	N	bias	margin	RMSE	n	N	bias	margin	RMSE
4	4×10^6	0.1951	0.0616	0.1977	50	4×10^6	-0.4800	0.1243	0.4842
8	16×10^6	0.0675	0.0302	0.0692	100	8×10^6	-0.3940	0.0884	0.3965
10	25×10^6	0.0801	0.0240	0.0810	200	16×10^6	-0.2883	0.0628	0.2901
20	100×10^6	0.0197	0.0119	0.0206	400	32×10^6	-0.2583	0.0447	0.2593
40	400×10^6	0.0134	0.0059	0.0137	800	64×10^6	-0.1694	0.0317	0.1701
rate of conv.		1.209		1.201			0.362		0.363

Bias, margin of error at the 95% confidence level, and RMSE for different combinations of n (the number of steps per year) and N (the number of trajectories).

The parameters are the same as in Table 1 (resp. Table 2) in the low (resp. high) volatility case.

From this first numerical experiment, one can safely conclude that our scheme is very competitive when it comes to discretizing the CIR dynamic and pricing a path-dependent derivative, in both low and high volatility environments.

6.2. Pricing of a European call in Heston's model. For the second experiment, we consider Heston's stochastic volatility model (in the risk-neutral world), in which the squared volatility V and stock price S evolve according to

$$\begin{aligned} dV(t) &= \kappa(\beta - V(t))dt + \nu\sqrt{V(t)}d\tilde{W}_1(t), \\ dS(t) &= S(t)(r dt + \sqrt{V(t)}d\tilde{W}_2(t)), \end{aligned}$$

with $V(0) = v_0$ and $S(0) = s_0$. Here, κ , β , ν , r , v_0 and s_0 are positive constants, and \tilde{W}_1 and \tilde{W}_2 are two standard Brownian motions with instantaneous correlation ρ . Our goal is to approximate the price of a European plain vanilla option whose value is $\mathbb{E}[e^{-rT}(S(T) - K)^+]$. For ease of comparison, we use the same set of model parameters as in experiment SV-I in Lord et al. (2010) and experiment two in Broadie and Kaya (2006). These parameters are shown below Table 4. Note that $\sqrt{2\kappa\beta} = 0.6 < \nu = 1$, hence the volatility process eventually hits zero with probability one, and the way the discretization schemes handle the zero boundary is strongly put to the test.

As in Lord et al. (2010), we work with $\log S$ instead of S to simplify matters. In other words, we consider equation (3) with $d = 2$, $m = 1$, and

$$b(x) = \begin{pmatrix} \kappa(\beta - x_1) \\ r - \frac{x_1}{2} \end{pmatrix}, \quad \sigma(x) = \begin{pmatrix} \nu\sqrt{x_1} & 0 \\ \rho\sqrt{x_1} & \sqrt{1 - \rho^2}\sqrt{x_1} \end{pmatrix},$$

for $x = (x_1, x_2)^\top \in E$, and with $X(0) = (v_0, \log s_0)^\top$. Define $\tilde{\sigma}(x)$ as the 2×2 diagonal matrix $\tilde{\sigma}(x) = \text{diag}[\nu\sqrt{x_1}, \sqrt{x_1}]$, and Σ exactly as in (30). Then Condition 4 is satisfied if $n_0 > \kappa$ and μ_1 satisfies $0 < \mu_1 \leq \frac{2}{\nu}(\kappa\beta(1 - (\kappa/n_0)))^{1/2}$ (compare with Example 7 dealing with the CIR in isolation), and if the random vector $\varepsilon = (\varepsilon_1, \varepsilon_2)^\top$ is such that ε_1 is a nonnegative variable with mean μ_1 and variance 1, ε_2 is any variable with variance 1, and ε_1 and ε_2 have correlation ρ . In order to produce such a random vector for the simulations, we independently generate ε_1 and ε_3 as the Bernoulli-type variables with respective means $\mu_1 = 0.657$ and $\mu_3 = 1$ and variance 1 (as in (20)), then we set $\varepsilon_2 = \rho \varepsilon_1 + \sqrt{1 - \rho^2} \varepsilon_3$. The payoff functional $g(x) = e^{-rT}(e^{x_2(T)} - K)^+$, for $x = (x_1, x_2)^\top \in C_E(\mathbb{R}_+)$, is continuous, as the payoff function of the corresponding put option would be. Convergence of the Monte Carlo prices to the right price when using our scheme (in (8)) hence follows from Proposition 10 and the put-call parity.

All results in Table 4 are based on one million joint trajectories of the squared-volatility (following the CIR dynamics) and the log-price (i.e., $N = 1\,000\,000$). No matter the scheme, the discretization of the log-price involves the square-root of the discretized CIR process, which might not be well defined if the discretized CIR becomes negative. The latter might happen if we use (b1), (b2) or (b4) on the CIR process. Following Lord et al. (2010), we fix this problem by using, for the discretization of the log-price, the positive part of the discretized CIR for schemes (b1) and (b2), and the absolute value of the discretized CIR for scheme (b4). Also, note that Kahl et al. (2008) establish that the implicit Milstein method produces a well-defined and nonnegative approximate path for the CIR process only when the parameters satisfy $\sqrt{2\kappa\beta} \geq \nu$. Our parameter values do not satisfy this condition, which is our main reason for not including such implicit schemes in this section. Indeed, with our parameters, the implicit scheme would have to be combined with another fix to work. However, the interested reader may consult Table 4 in Lord et al. (2010), which is similar to Table 4 and includes results for the Milstein implicit scheme fixed to remain nonnegative.

Table 4 confirms what has been observed in the bond pricing experiment: the first three schemes outperform schemes (b3) and (b4) in terms of biases. The first three schemes are also compared graphically in Figure 3. Lord et al. (2010) numerically compare several discretization schemes for option pricing in Heston's model and conclude that scheme (b2) is very efficient. From Table 4 and Figure 3, one can clearly conclude that our scheme is competitive and can be compared favourably with scheme (b2).

TABLE 4. Pricing of a European call option

$n = \text{steps/year}$	Bernoulli	(b1)	(b2)	(b3)	(b4)
5	-0.121 (0.108)	1.868 (0.128)	0.359 (0.117)	8.318 (0.194)	6.995 (0.188)
10	-0.087 (0.111)	0.948 (0.120)	0.185 (0.115)	6.055 (0.165)	4.453 (0.158)
20	-0.061 (0.0.112)	0.500 (0.116)	0.137 (0.113)	4.419 (0.148)	2.733 (0.140)
40	-0.070* (0.112)	0.147 (0.115)	-0.013 (0.114)	3.181 (0.139)	1.649 (0.129)
80	-0.013* (0.113)	0.126 (0.114)	0.057 (0.113)	2.377 (0.131)	1.074 (0.123)
160	0.093* (0.114)	0.059 (0.114)	0.030* (0.113)	1.795 (0.127)	0.651 (0.119)
rate of conv.	0.50	1.01	0.92	0.45	0.69

Bias and margin of error at the 95% confidence level (in parentheses).

Volatility parameters: $\kappa = 2$, $\beta = v_0 = 0.09$, $\nu = 1$.

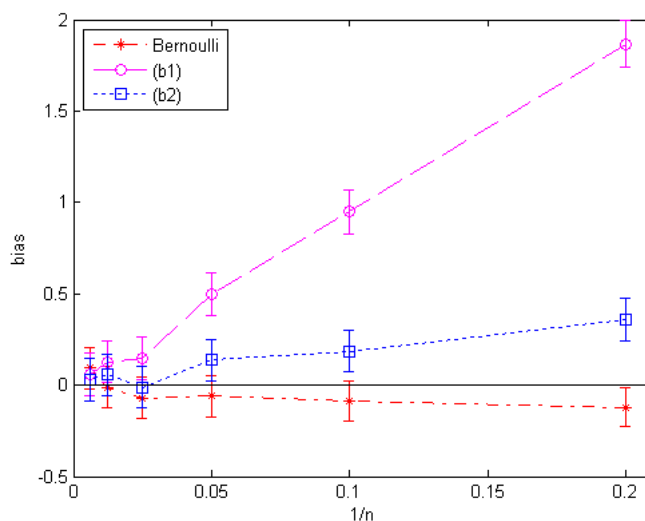
Option and stock price parameters: $T = 5$ years, $s_0 = 100$, $K = 100$, $r = 0.05$.

Correlation parameter: $\rho = -0.3$.

True option price: 34.9998.

Means for ε_1 and ε_3 : $\mu_1 = 0.657$ and $\mu_3 = 1$.

FIGURE 3. Bias comparison for the option price



As in Section 6.1, orders of convergence are estimated. Rough estimates in Table 4 may be compared with those in Table 4 in Lord et al. (2010), who claim that it is quite hard in this case

to properly estimate the order of convergence even when using 10 millions trajectories. However, care is advisable when interpreting the estimates of the order of convergence in Table 4, especially for our method. Indeed, the biases presented in Table 4 are not significantly different from zero (for our scheme only) for values of n as small as 10 and 20; moreover, the bias for $n = 5$ is the lowest. A more accurate estimate is therefore provided in Table 5. Although the estimated rate of convergence of 0.65 is smaller than those estimated for methods (b1) and (b2), it has to be kept in mind that (as is made clear in Figure 3) the biases for the proposed method are small overall in comparison with other methods. Hence, one may certainly claim that the proposed method is a competitive alternative to other methods, even more since Figure 1 and Figure 2 led to a similar conclusion in another meaningful experiment.

TABLE 5. Option pricing using the Bernoulli distribution

n	N	bias	margin	RMSE
5	5×10^6	-0.1144	0.0480	0.1169
10	10×10^6	-0.0911	0.0350	0.0929
20	20×10^6	-0.0435	0.0251	0.0453
40	40×10^6	-0.0452	0.0178	0.0461
80	80×10^6	-0.0227	0.0126	0.0236
160	160×10^6	-0.0109	0.0090	0.0118
rate of conv.		0.654		0.641

Bias, margin of error at the 95% confidence level, and RMSE for different combinations of n (the number of steps per year) and N (the number of trajectories).

The parameters are the same as in Table 4.

Finally, Tables 1, 2 and 4 clearly illustrate that the rate of convergence, as measured here, is not as good a measure of precision as it appears to be. In these tables, the error of the biases are comparable but our proposed method is much more precise in the sense that the bias is not significantly different from zero, even for small number of steps n .

6.3. Conclusion. In summary, in addition to the simplicity of our scheme, its great flexibility and the fact that approximate prices are theoretically known to converge, it is observed to be numerically competitive with other existing schemes in two representative experiments. We recall that our scheme and our convergence results hold in more general diffusion models and for a wide variety of payoffs.

ACKNOWLEDGEMENTS

We thank anonymous referees and the Associate Editor for a careful reading and useful comments on an earlier version of this paper.

Funding in partial support of this work was provided by the Natural Sciences and Engineering Research Council of Canada, the Fonds québécois de la recherche sur la nature et les technologies, and the Institut de finance mathématique de Montréal.

APPENDIX A. PROOF OF THEOREM 8

We now prove Theorem 8. As discussed in Section 3, we will use the martingale problem formulation. We need the next result, which gives sufficient conditions for $A_n f$ defined in (15) to converge to Af , for all $f \in C_c^\infty(\mathbb{R}^d)$, and then concludes that this is enough for the corresponding processes to converge as well. Throughout, $|\cdot|$ is the Euclidean norm.

Proposition 16. *Assume Conditions 1 and 2. For each $n \geq n_0$, let $K_n(t, x, \Gamma)$ be a time-dependent transition function defined on $\mathbb{R}_+ \times E \times \mathcal{B}(\mathbb{R}^d)$ and such that $K_n(t, x, E) = 1$ for all $(t, x) \in \mathbb{R}_+ \times E$. For $n \geq n_0$, set*

$$(31) \quad b_n(t, x) := n \int_{|y-x| \leq 1} (y-x) K_n(t, x, dy)$$

and

$$(32) \quad a_n(t, x) := n \int_{|y-x| \leq 1} (y-x)(y-x)^\top K_n(t, x, dy),$$

for each $(t, x) \in \mathbb{R}_+ \times E$. Assume further that, for any $r > 0$ and $\epsilon > 0$, the following sequences tend to zero as n goes to infinity:

$$(33) \quad \sup_{\substack{(t,x) \in \mathbb{R}_+ \times E \\ |(t,x)| \leq r}} |b_n(t, x) - b(t, x)|, \quad \sup_{\substack{(t,x) \in \mathbb{R}_+ \times E \\ |(t,x)| \leq r}} |a_n(t, x) - a(t, x)|,$$

and

$$(34) \quad \sup_{\substack{(t,x) \in \mathbb{R}_+ \times E \\ |(t,x)| \leq r}} n K_n(t, x, \{y : |y-x| \geq \epsilon\}).$$

Let $(Y_n(k))_{k \geq 0}$ be a Markov chain, with $Y_n(0) = x_0 \in E$, and transitions governed by K_n through equation (14). Then

$$\lim_{n \rightarrow \infty} \sup_{\substack{(t,x) \in \mathbb{R}_+ \times E \\ |(t,x)| \leq r}} |A_n f(t, x) - Af(t, x)| = 0,$$

for all $r > 0$ and $f \in C_c^\infty(\mathbb{R}^d)$, where A_n is defined in terms of K_n in (15) and A is defined in (11). Moreover, the sequence of processes $(X_n)_{n \geq n_0}$, defined from $(Y_n)_{n \geq n_0}$ through (9), converges in distribution to the solution of the martingale problem for (A, x_0) .

That proposition corresponds to results in (Stroock and Varadhan, 1979, Section 11.2), restricted to E . See also Corollary 7.4.2, in conjunction with Proposition 3.10.4 in Ethier and Kurtz (1986). Note that the functions a and b postulated in Section 11.2 in Stroock and Varadhan (1979) or Corollary 7.4.2 in Ethier and Kurtz (1986) are time-homogeneous. To extend these results to the case where a and b are time-dependent, one only needs to append the time to the state variable. In other words, consider the $(d+1)$ -dimensional state process $\check{X}(t) := (X(t)^\top, t)^\top$. Then X is a solution to the SDE (3) if and only if \check{X} is a solution to $d\check{X}_t = \check{b}(\check{X}_t)dt + \check{\sigma}(\check{X}_t)d\check{W}(t)$ with initial condition $\check{X}(0) = (x_0^\top, 0)^\top$, upon defining

$$\check{b} \begin{pmatrix} x \\ t \end{pmatrix} := \begin{pmatrix} b(t, x) \\ 1 \end{pmatrix} \quad \text{and} \quad \check{\sigma} \begin{pmatrix} x \\ t \end{pmatrix} := \begin{pmatrix} \sigma(t, x) & 0 \\ 0 & 0 \end{pmatrix},$$

where \check{W} stands for a $(d+1)$ -dimensional standard Brownian motion.

Our goal is now to verify that Proposition 16 applies when the transition function K_n is the one defined at (13). From Condition 4, it is clear that $K_n(t, x, E) = 1$ for all $(t, x) \in E$. The two following lemmas establish that the three sequences given in (33) and (34) tend to zero as n goes to infinity, which is all that is needed to get the desired convergence. To lighten the notation, we shall write $Z := \varepsilon - \mu$.

Lemma 17. *Assume Conditions 1, 2 and 4. For $t \geq 0$, $x \in E$ and $\epsilon > 0$, define*

$$D_n(t, x, \epsilon) := \left\{ \left| \frac{1}{n}b(t, x) + \frac{1}{\sqrt{n}}\tilde{\sigma}(t, x)Z \right| > \epsilon \right\}.$$

Then, for any $r > 0$ and $\epsilon > 0$, we have, as n goes to infinity, that

$$(35) \quad \sup_{\substack{(t,x) \in \mathbb{R}_+ \times E \\ |(t,x)| \leq r}} \tilde{\mathbb{E}} \left[|Z|^2 \mathbb{I}_{D_n(t,x,\epsilon)} \right] \rightarrow 0;$$

$$(36) \quad \sup_{\substack{(t,x) \in \mathbb{R}_+ \times E \\ |(t,x)| \leq r}} n \tilde{\mathbb{P}}(D_n(t, x, \epsilon)) \rightarrow 0.$$

Proof. For each $r > 0$, define

$$M_b(r) := \max_{\substack{(t,x) \in \mathbb{R}_+ \times E \\ |(t,x)| \leq r}} |b(t, x)| \quad \text{and} \quad M_{\tilde{\sigma}}(r) := \max_{\substack{(t,x) \in \mathbb{R}_+ \times E \\ |(t,x)| \leq r}} |\tilde{\sigma}(t, x)|.$$

Since b and $\tilde{\sigma}$ are assumed to be continuous, we have $0 \leq M_b(r), M_{\tilde{\sigma}}(r) < \infty$ for every $r > 0$. Fix $r > 0$ and $\epsilon > 0$. For $(t, x) \in \mathbb{R}_+ \times E$ satisfying $|(t, x)| \leq r$, note that $|\frac{1}{n}b(t, x) + \frac{1}{\sqrt{n}}\tilde{\sigma}(t, x)Z| \leq \frac{1}{n}M_b(r) + \frac{1}{\sqrt{n}}M_{\tilde{\sigma}}(r)|Z|$, from which one may establish existence of $\gamma > 0$ and $N_0 > 0$ (depending on r and ϵ) such that

$$(37) \quad D_n(t, x, \epsilon) \subset \{|Z| > \sqrt{n}\gamma\}, \quad \text{for all } n \geq N_0 \text{ and } |(t, x)| \leq r.$$

If $|(t, x)| \leq r$ and $n \geq N_0$, we then have

$$\tilde{\mathbb{E}} \left[|Z|^2 \mathbb{I}_{D_n(t,x,\epsilon)} \right] \leq \tilde{\mathbb{E}} \left[|Z|^2 \mathbb{I}_{\{|Z| > \sqrt{n}\gamma\}} \right],$$

and since the right-hand side does not depend on (t, x) , (35) easily follows from the dominated convergence theorem, and the fact that the components of Z have finite second moments. The inclusion in (37) also yields the first inequality in

$$n \tilde{\mathbb{P}}(D_n(t, x, \epsilon)) \leq \frac{1}{\gamma^2} (\sqrt{n}\gamma)^2 \tilde{\mathbb{E}} \left[\mathbb{I}_{\{|Z| > \sqrt{n}\gamma\}} \right] \leq \frac{1}{\gamma^2} \tilde{\mathbb{E}} \left[|Z|^2 \mathbb{I}_{\{|Z| > \sqrt{n}\gamma\}} \right],$$

for $|(t, x)| \leq r$ and $n \geq N_0$, and (36) is also immediate from the dominated convergence theorem. ■

Note that (36) is equivalent to saying that, with K_n defined in (13), the supremum in equation (34) tends to zero as n goes to infinity, for all $\epsilon > 0$ and $r > 0$.

Lemma 18. *Assume Conditions 1, 2 and 4. For the transition function K_n defined in (13), and a_n and b_n defined in (32) and (31) respectively, the two sequences in (33) tend to zero as n goes to infinity, for all $r > 0$.*

Proof. From (31) and $\tilde{\mathbb{E}}[Z] = 0$ (recall Condition 4), we can write

$$\begin{aligned} b_n(t, x) &= n\tilde{\mathbb{E}} \left[\left(\frac{1}{n}b(t, x) + \frac{1}{\sqrt{n}}\tilde{\sigma}(t, x)Z \right) \mathbb{I}_{D_n(t, x, 1)} \right] \\ &= b(t, x) - b(t, x)\tilde{\mathbb{P}}(D_n(t, x, 1)) - \sqrt{n}\tilde{\sigma}(t, x)\tilde{\mathbb{E}}[Z\mathbb{I}_{D_n(t, x, 1)}]. \end{aligned}$$

Here, D_n is as in Lemma 17. Using the Cauchy-Schwarz inequality, and with M_b and $M_{\tilde{\sigma}}$ as in the proof of Lemma 17, we then see that, for $|(t, x)| \leq r$,

$$|b_n(t, x) - b(t, x)| \leq M_b(r)\tilde{\mathbb{P}}(D_n(t, x, 1)) + M_{\tilde{\sigma}}(r) \left(\tilde{\mathbb{E}}[Z^2] \right)^{\frac{1}{2}} \left(n\tilde{\mathbb{P}}(D_n(t, x, 1)) \right)^{\frac{1}{2}}.$$

The result follows by (36) in Lemma 17. Similarly, note that

$$a_n(t, x) = n\tilde{\mathbb{E}} \left[\left(\frac{1}{n}b(t, x) + \frac{1}{\sqrt{n}}\tilde{\sigma}(t, x)Z \right) \left(\frac{1}{n}b(t, x) + \frac{1}{\sqrt{n}}\tilde{\sigma}(t, x)Z \right)^\top \mathbb{I}_{D_n(t, x, 1)} \right].$$

Rearranging, and using the fact that $\tilde{\mathbb{E}}[ZZ^\top] = \Sigma$ and $a = \tilde{\sigma}\Sigma\tilde{\sigma}^\top$ (see Condition 4), we get

$$\begin{aligned} a_n(t, x) - a(t, x) &= \frac{1}{n}b(t, x)b(t, x)^\top \tilde{\mathbb{P}}(D_n(t, x, 1)) - \tilde{\sigma}(t, x)\tilde{\mathbb{E}}[ZZ^\top\mathbb{I}_{D_n(t, x, 1)}]\tilde{\sigma}(t, x)^\top \\ &\quad + \frac{1}{\sqrt{n}}b(t, x)\tilde{\mathbb{E}}[Z^\top\mathbb{I}_{D_n(t, x, 1)}]\tilde{\sigma}(t, x)^\top + \frac{1}{\sqrt{n}}\tilde{\sigma}(t, x)\tilde{\mathbb{E}}[Z\mathbb{I}_{D_n(t, x, 1)}]b(t, x)^\top. \end{aligned}$$

If $|(t, x)| \leq r$, we then have

$$|a_n(t, x) - a(t, x)| \leq \frac{1}{n}M_b(r)^2 + \frac{2}{\sqrt{n}}M_b(r)M_{\tilde{\sigma}}(r)\tilde{\mathbb{E}}|Z| + M_{\tilde{\sigma}}(r)^2\tilde{\mathbb{E}}[|Z|^2\mathbb{I}_{D_n(t, x, 1)}],$$

and the result follows from (35) in Lemma 17. ■

REFERENCES

- Alfonsi, A. (2005). On the discretization schemes for the CIR (and Bessel squared) processes. *Monte Carlo Methods Appl.*, 11(4):355–384.
- Berkaoui, A., Bossy, M., and Diop, A. (2008). Euler scheme for SDEs with non-Lipschitz diffusion coefficient: strong convergence. *ESAIM: Probability and Statistics*, 12:1–11.
- Billingsley, P. (1968). *Convergence of probability measures*. John Wiley & Sons Inc., New York.
- Bossy, M. and Diop, A. (2007). An efficient discretisation scheme for one dimensional SDEs with a diffusion coefficient function of the form $|x|^\alpha$, $\alpha \in [1/2, 1)$. Technical Report 5396, INRIA.
- Broadie, M. and Kaya, Ö. (2006). Exact simulation of stochastic volatility and other affine jump diffusion processes. *Oper. Res.*, 54(2):217–231.
- Cox, J. C., Ingersoll, Jr., J. E., and Ross, S. A. (1985). A theory of the term structure of interest rates. *Econometrica*, 53(2):385–407.
- Deelstra, G. and Delbaen, F. (1998). Convergence of discretized stochastic (interest rate) processes with stochastic drift term. *Appl. Stochastic Models Data Anal.*, 14(1):77–84.
- Duffie, D., Pan, J., and Singleton, K. (2000). Transform analysis and asset pricing for affine jump-diffusions. *Econometrica*, 68(6):1343–1376.
- Ethier, S. N. and Kurtz, T. G. (1986). *Markov processes: characterization and convergence*. John Wiley & Sons Inc., New York.

- Glasserman, P. (2004). *Monte Carlo methods in financial engineering*. Springer-Verlag, New York.
- Heston, S. I. (1993). A closed-form solution for options with stochastic volatility with applications to bond and currency options. *Review of Financial Studies*, 6:327–343.
- Higham, D. J. and Mao, X. (2005). Convergence of Monte Carlo simulations involving the mean-reverting square root process. *Journal of Computational Finance*, 8(3):35–62.
- Kahl, C., Günther, M., and Rossberg, T. (2008). Structure preserving stochastic integration schemes in interest rate derivative modeling. *Applied Numerical Mathematics*, 58:284–295.
- Kloeden, P. E. and Platen, E. (1992). *Numerical solution of stochastic differential equations*, volume 23 of *Applications of Mathematics*. Springer-Verlag, Berlin.
- Lamberton, D. and Lapeyre, B. (1991). *Introduction au calcul stochastique appliqué à la finance*. Ellipses.
- Lord, R., Koekkoek, R., and van Dijk, D. (2010). A comparison of biased simulation schemes for stochastic volatility models. *Quant. Finance*, 10(2):177–194.
- Milstein, G., Platen, E., and Schur, H. (1998). Balanced implicit methods for stiff stochastic systems. *SIAM Journal on Numerical Analysis*, 35(3):1010–1019.
- Shreve, S. E. (2004a). *Stochastic calculus for finance I - The binomial asset pricing model*. Springer-Verlag.
- Shreve, S. E. (2004b). *Stochastic calculus for finance II - Continuous-time models*. Springer-Verlag.
- Stroock, D. W. and Varadhan, S. R. S. (1979). *Multidimensional diffusion processes*. Springer-Verlag, Berlin.