

Queue-Aware Dynamic Clustering and Power Allocation for Network MIMO Systems via Distributive Stochastic Learning

Ying Cui, Qingqing Huang, Vincent K. N. Lau, *Senior Member, IEEE*

ECE Department, Hong Kong University of Science and Technology, Hong Kong

Email: cuiying@ust.hk, tm_hqxaa@stu.ust.hk, eeknlau@ust.hk

Abstract

In this paper, we propose a two-timescale delay-optimal dynamic clustering and power allocation design for downlink network MIMO systems. The dynamic clustering control is adaptive to the global queue state information (GQSI) only and computed at the base station controller (BSC) over a longer time scale. On the other hand, the power allocations of all the BSs in one cluster are adaptive to both intra-cluster channel state information (CCSI) and intra-cluster queue state information (CQSI), and computed at the cluster manager (CM) over a shorter time scale. We show that the two-timescale delay-optimal control can be formulated as an infinite-horizon average cost Constrained Partially Observed Markov Decision Process (CPOMDP). By exploiting the special problem structure, we shall derive an equivalent *Bellman equation* in terms of *Pattern Selection Q-factor* to solve the CPOMDP. To address the distributive requirement and the issue of exponential memory requirement and computational complexity, we approximate the *Pattern Selection Q-factor* by the sum of *Per-cluster Potential* functions and propose a novel distributive online learning algorithm to estimate the *Per-cluster Potential* functions (at each CM) as well as the Lagrange multipliers (LM) (at each BS). We show that the proposed distributive online learning algorithm converges almost surely (with probability 1). By exploiting the birth-death structure of the queue dynamics, we further decompose the *Per-cluster Potential* function into sum of *Per-cluster Per-user Potential* functions and formulate the instantaneous power allocation as a *Per-stage QSI-aware Interference Game* played among all the CMs. We also propose a *QSI-aware Simultaneous Iterative Water-filling Algorithm* (QSIWFA) and show that it can achieve the Nash Equilibrium (NE).

I. INTRODUCTION

The network MIMO/Cooperative MIMO system is proposed as one effective solution to address the inter-cell interference (ICI) bottleneck in multicell systems by exploiting data cooperation and joint processing among multiple base stations (BS). Channel state information (CSI) and user data exchange among BSs through the backhaul are required to support network MIMO and this overhead depends on the number of BSs involved in the cooperation and joint processing. In practice, it is not possible to support such full-scale cooperation and BSs are usually grouped into disjoint *clusters* with limited number of BSs in each cluster to reduce the processing complexity as well as the backhaul loading. The BSs within each cluster cooperatively serve the users associated with them, which lowers the system complexity and completely eliminate the intra-cluster interference.

The clustering methods can be classified into two categories: static clustering approach and dynamic clustering approach. For static clustering, the clusters are pre-determined and do not change over time. For example, in [1], [2], the authors proposed BS coordination strategies for fixed clusters to eliminate intra-cluster interference. For dynamic clustering, the cooperation clusters change in time. For example, in [3], given GCSI, a central unit jointly forms the clusters, selects the users and calculates the beamforming coefficients and the power allocations to maximize the weighted sum rate by a brute force exhaustive search. In [4], the authors proposed a greedy dynamic clustering algorithm to improve the sum rate under the assumption that CSI of the neighboring BSs is available at each BS. In general, compared with static clustering, the dynamic clustering approach usually has better performance due to larger optimizing domain, while it also leads to larger signaling overhead to obtain more CSI and higher computational complexity for intelligent clustering.

However, all of these works have assumed that there are infinite backlogs of packets at the transmitter and assume the information flow is delay insensitive. The control policy derived (e.g. clustering and power allocation policy) is only a function of CSI explicitly or implicitly. In practice, a lot of applications are delay sensitive, and it is critical to optimize the delay performance for the network MIMO systems. In particular, we are interested to investigate delay-optimal clustering and power control in network MIMO systems, which also adapts to the queue state information (QSI). This is motivated by an example in Fig. 1. The CSI-based clustering will always pick Pattern 1, creating a cooperation and interference profile in favor of MS 2 and MS 4 regardless of the queue states of these mobiles. However, the QSI-based clustering will dynamically pick the clustering patterns according to the queue states of all the mobiles.

The design framework taking consideration of queueing delay and physical layer performance is not

trivial as it involves queuing theory (to model the queuing dynamics) and information theory (to model the physical layer dynamics). The simplest approach is to convert the delay constraints into an equivalent average rate constraint using tail probability (large deviation theory) and solve the optimization problem using purely information theoretical formulation based on the rate constraint [?]. However, the control policy derived is a function of the CSI only, and it failed to exploit the QSI in the adaptation process. Lyapunov drift approach is also widely used in the literature to study the queue stability region of different wireless systems and establish throughput optimal control policy (in stability sense). However, the average delay bound derived in terms of the Lyapunov drift is tight only for heavy traffic loading [?]. A systematic approach in dealing with delay-optimal resource control in general delay regime is via Markov Decision Process (MDP) technique [5]. However, there are various technical challenges involved regarding dynamic clustering and power allocation for delay-optimal network MIMO systems.

- **The Curse of Dimensionality:** Although MDP technique is the systematic approach to solve the delay-optimal control problem, a first order challenge is the curse of dimensionality [5]. For example, a huge state space (exponential in the total number of users in the network) will be involved in the MDP and brute force value or policy iterations cannot lead to any implementable solutions [6]¹.
- **Signaling Overhead and Computational Complexity for Dynamic Clustering:** Optimal dynamic clustering in [3] and greedy dynamic clustering in [4] (both in throughput sense) require GCSI or CSI of all neighboring BSs, which leads to heavy signaling overhead on backhaul and high computational complexity for the central controller. For delay-optimal network MIMO control, the entire system state is characterized by the GCSI and the global QSI (GQSI). Therefore, the centralized solution (which requires GCSI and GQSI) will induce substantial signaling overhead between the BSs and the base station controller (BSC).
- **Issues of Convergence in Stochastic Optimization Problem:** In conventional iterative solutions for deterministic network utility maximization (NUM) problems, the updates in the iterative algorithms (such as subgradient search) are performed within the coherence time of the CSI (the CSI remains quasi-static during the iteration updates)² [7]. When we consider the delay-optimal problem, the problem is stochastic and the control actions are defined over the ergodic realizations of the system

¹For a multi-cell system with 7 BSs, 2 users served by each BS, a buffer size of 10 per user and 50 CSI states for each link between one user and one BS, the system state space contains $(10 + 1)^{2 \times 7} \times 50^{7 \times 2 \times 7}$ states, which is already unmanageable.

²This poses a serious limitation on the practicality of the distributive iterative solutions because the convergence and the optimality of the iterative solutions are not guaranteed if the CSI changes significantly during the update.

states (CSI,QSI). Therefore, the convergence proof is also quite challenging.

In this paper, we consider a two-timescale delay-optimal dynamic clustering and power allocation for the downlink network MIMO consisting of B cells with one BS and K MSs in each cell. For implementation consideration, the dynamic clustering control is adaptive to the GQSI only and computed at the BSC over a longer time scale. On the other hand, the power allocations of all the BSs in one cluster are adaptive to both CCSI and intra-cluster QSI (CQSI), and computed at the CM over a shorter time scale. Due to the two time-scale control structure, the delay optimal control is formulated as an infinite-horizon average cost Constrained Partially Observed Markov Decision Process (CPOMDP). We propose an *equivalent Bellman equation* in terms of *Pattern Selection Q-factor* to solve the CPOMDP. We approximate the *Pattern Selection Q-factor* by the sum of *Per-cluster Potential* functions and propose a novel distributive online learning algorithm to estimate the *Per-cluster Potential* functions (at each CM) as well as the Lagrange multipliers (LM) (at each BS). This update algorithm requires CCSI and CQSI only and therefore, facilitates distributive implementations. Using separation of time scales, we shall establish the almost-sure convergence proof of the proposed distributive online learning algorithm. By exploiting the birth-death structure of the queue dynamics, we further decompose the *Per-cluster Potential* function into sum of *Per-cluster Per-user Potential* functions. Based on these distributive potential functions and birth-death structure, the instantaneous power allocation control is formulated as a *Per-stage QSI-aware Interference Game* and determined by a *QSI-aware Simultaneous Iterative Water-filling Algorithm* (QSIWFA). We show that QSIWFA can achieve the NE of the QSI-aware interference game. Unlike conventional iterative water-filling solutions [17], the *water-level* of our solution is adaptive to the QSI via the potential functions.

We first list the acronyms used in this paper in Table I:

BSC	base station controller	CM	cluster manager
ICI	inter-cell interference	LM	Lagrange multiplier
L/C/G CSI (QSI)	local/intra-cluster/global channel state information (queue state information)		
CPOMDP	constrained partially observed Markov decision process		
QSIWFA	QSI-aware simultaneous iterative water-filling algorithm		

TABLE I
LIST OF ACRONYMS

II. SYSTEM MODELS

In this section, we shall elaborate the network MIMO system topology, the physical layer model, the bursty source model and the control policy.

A. System Topology

We consider a wireless cellular network consisting of B cells with one BS and K MSs in each cell as illustrated in Fig. 2. We assume each BS is equipped with $N_t \geq K$ transmitter antennas and each MS has 1 receiver antenna³. Denote the set of B BSs as $\mathcal{B} = \{1, \dots, B\}$ and the set of K MSs in each cell as $\mathcal{K} = \{1, \dots, K\}$, respectively. We consider a clustered network MIMO system with maximum cluster size N_B . Let $\omega_n \subseteq \mathcal{B}$ denote a feasible cluster n , which is a collection of $|\omega_n|$ neighboring BSs. We define a clustering pattern $C \in \mathcal{C}$ to be a partition of \mathcal{B} as follows

$$C = \{\omega_n \subseteq \mathcal{B} : \omega_n \cap \omega_{n'} = \emptyset \ \forall n \neq n', \quad \cup_{\omega_n \in C} \omega_n = \mathcal{B}\} \quad (1)$$

where \mathcal{C} is the collection of all clustering patterns, with cardinality I_C .

As illustrated in Fig. 2, the overall multicell network is specified by three-layer hierarchical architecture, i.e. the base station controller (BSC), the cluster managers (CM) and the BSs. There are K user queues at each BS, which buffer packets for the K MSs in each cell. Both the local CSI (LCSI) and local QSI (LQSI) are measured locally at each BS. The BSC obtains the global QSI (GQSI) from the LQSI distributed at each BS, determines the clustering pattern according to the GQSI, and informs the CMs of the concerned clusters with their intra-cluster QSI (CQSI). During each scheduling slot, the CM of each cluster determines the precoding vectors as well as the transmit power of the BSs in the cluster.

B. Physical Layer Model

Denote MS k in cell b as a BS-MS index pair (b, k) . The channel from the transmit antennas in BS b' to the MS (b, k) is denoted as the $1 \times N_t$ vector $\mathbf{h}_{(b,k),b'}$ ($\forall b, b' \in \mathcal{B}, k \in \mathcal{K}$), with its i -th element ($1 \leq i \leq N_t$) $h_{(b,k),b'}(i) \in \mathcal{H}$ a discrete random variable distributed according to a general distribution $P_{h_{(b,k),b'}}(h)$ with mean 0 and variance $\sigma_{(b,k),b'}$, where \mathcal{H} denotes the per-user discrete CSI state space with cardinality N_H and $\sigma_{(b,k),b'}$ denotes the path gain between BS b' and MS (b, k) . For a given clustering pattern C , let $\mathbf{H}_{b,n} = \{\mathbf{h}_{(b,k),b'} : b' \in \omega_n, k \in \mathcal{K}\}$ ($\forall \omega_n \in C, b \in \omega_n$), $\mathbf{H}_n = \cup_{b \in \omega_n} \mathbf{H}_{b,n}$ ($\forall \omega_n \in C$)

³When $N_t < K$, there will be a user selection control to select at most N_t active users from the K users and the proposed solution framework could be extended easily to accommodate this user selection control as well.

and $\mathbf{H} = \cup_{\omega_n \in C} \mathbf{H}_n \in \mathcal{H}$ denote the LCSI at BS b in cluster n , the CCSI at the CM n , and the GCSI, respectively, where \mathcal{H} denotes the GCSI state space. In this paper, the time dimension is partitioned into scheduling slots indexed by t with slot duration τ .

Assumption 1: The GCSI $\mathbf{H}(t) \in \mathcal{H}$ is quasi-static in each scheduling slot and i.i.d. over scheduling slots. Furthermore, $h_{(b,k),b'}(t) \in \mathcal{H}$ is independent w.r.t. $\{(b,k), b'\}$ and t . The path gain $\sigma_{(b,k),b'}$ remains constant for the duration of the communication session. ■

Let $s_{b,k}$ and $p_{b,k}$ ($\forall b \in \mathcal{B}, k \in \mathcal{K}$) denote the information symbols and the received power of MS (b,k) , respectively. Denote $\mathbf{w}_{(b,k),b'}$ ($\forall b, b' \in \omega_n$) as the $N_t \times 1$ precoding vector for MS (b,k) at the BS b' . Therefore, the received signal of MS (b,k) in cluster n ($\omega_n \in C$) is given by

$$\begin{aligned} \mathbf{y}_{b,k} = & \underbrace{\left(\sum_{b' \in \omega_n} \mathbf{h}_{(b,k),b'} \mathbf{w}_{(b,k),b'} \right) \sqrt{p_{b,k}} s_{b,k}}_{\text{desired signal}} + \underbrace{\sum_{\substack{b'' \in \omega_n, k'' \in \mathcal{K} \\ (b'', k'') \neq (b,k)}} \left(\sum_{b' \in \omega_n} \mathbf{h}_{(b,k),b'} \mathbf{w}_{(b'',k''),b'} \right) \sqrt{p_{b'',k''}} s_{b'',k''}}_{\text{intra-cluster interference}} \\ & + \underbrace{\sum_{\substack{\omega_{n'} \in C \\ n' \neq n}} \sum_{\substack{b'' \in \omega_{n'} \\ k'' \in \mathcal{K}}} \left(\sum_{b' \in \omega_n} \mathbf{h}_{(b,k),b'} \mathbf{w}_{(b'',k''),b'} \right) \sqrt{p_{b'',k''}} s_{b'',k''}}_{\text{inter-cluster interference}} + \underbrace{z_{b,k}}_{\text{noise}}, \quad \forall b \in \omega_n, k \in \mathcal{K}, \omega_n \in C \end{aligned}$$

where $z_{b,k} \sim \mathcal{CN}(0, 1)$ is noise. Based on CCSI at the CM, we adopt zero-forcing (ZF) within each cluster to eliminate the intra-cluster interference⁴ [1], [3]. The ZF precoder of cluster n ($\omega_n \in C$) $\{\mathbf{w}_{(b,k),b'} : b, b' \in \omega_n, k \in \mathcal{K}\}$ satisfies $\sum_{b' \in \omega_n} \mathbf{h}_{(b,k),b'} \mathbf{w}_{(b,k),b'} = 1$ ($\forall b \in \omega_n, k \in \mathcal{K}, \omega_n \in C$) and $\sum_{b' \in \omega_n} \mathbf{h}_{(b,k),b'} \mathbf{w}_{(b'',k''),b'} = 0$ ($\forall b, b'' \in \omega_n, k, k'' \in \mathcal{K}, (b'', k'') \neq (b, k)$). The transmit power of BS b is therefore given by

$$P_b = \sum_{b' \in \omega_n} \sum_{k \in \mathcal{K}} \|\mathbf{w}_{(b',k),b}\|^2 p_{b',k}, \quad \forall b \in \mathcal{B} \quad (2)$$

For simplicity, we assume perfect CSI at the transmitter and receiver, and the maximum achievable data rate (bit/s/Hz) of MS (b,k) in cluster ω_n is given by the mutual information between the channel inputs $s_{b,k}$ and channel outputs $y_{b,k}$ as:

$$R_{b,k} = \log(1 + \text{SINR}_{b,k}) = \log \left(1 + \frac{p_{b,k}}{1 + I_{b,k}} \right), \quad \forall b \in \omega_n, k \in \mathcal{K}, \omega_n \in C \quad (3)$$

where $I_{b,k} = \sum_{\substack{\omega_{n'} \in C \\ n' \neq n}} \sum_{\substack{b'' \in \omega_{n'} \\ k'' \in \mathcal{K}}} \left(\sum_{b' \in \omega_n} |\mathbf{h}_{(b,k),b'} \mathbf{w}_{(b'',k''),b'}|^2 \right) p_{b'',k''}$ ($\forall b \in \omega_n, k \in \mathcal{K}, \omega_n \in C$) is the inter-cell interference power.

⁴We consider ZF precoding as an example but the solution framework in the paper can be applied to other SDMA processing techniques as well. Our zero-forcing precoder design can also be extended for multi-antenna MS with block zero-forcing similar to that in [?].

C. Bursty Source Model

Let $\mathbf{A}(t) = \{A_{b,k}(t) : b \in \mathcal{B}, k \in \mathcal{K}\}$ be the random new arrivals (number of bits) for the BK users in the multicell network at the end of the t -th scheduling slot.

Assumption 2: The arrival process $A_{b,k}(t)$ is distributed according to general distributions $P_{A_{b,k}}(A)$ and is i.i.d. over scheduling slots and independent w.r.t. $\{(b, k)\}$. ■

Let $\mathbf{Q}(t) \in \mathcal{Q}$ be the $B \times K$ GQSI matrix of the multicell network, where $Q_{b,k}(t) \in \mathcal{Q}$ is the (b, k) -element of $\mathbf{Q}(t)$, which denotes the number of bits in the queue for MS (b, k) at the beginning of the t -th slot. The per-user QSI state space and the GQSI state space are given by $\mathcal{Q} = \{0, 1, \dots, N_Q\}$, and $\mathcal{Q} = \mathcal{Q}^{BK}$, separately. N_Q denotes the buffer size (maximum number of bits) of the queues for the BK MSs. Thus, the cardinality of the GQSI state space is $I_Q = (N_Q + 1)^{BK}$, which grows exponentially with BK . Let $\mathbf{R}(t)$ be the $B \times K$ scheduled data rates matrix of the BK MSs, where the (b, k) -element $R_{b,k}(t)$ can be calculated using (3). We assume the controller is causal so that new arrivals $\mathbf{A}(t)$ are observed only after the controller's actions at the t -th slot. Hence, the queue dynamics is given by the following equation:

$$Q_{b,k}(t+1) = \min \left\{ [Q_{b,k}(t) - R_{b,k}(t)\tau]^+ + A_{b,k}(t), N_Q \right\} \quad (4)$$

where $x^+ \triangleq \max\{x, 0\}$ and τ is the duration of a scheduling slot. For notation convenience, we denote $\chi(t) = (\mathbf{H}(t), \mathbf{Q}(t))$ as the *global system state* at the t -th slot.

D. Clustering Pattern Selection and Power Control Policy

At the beginning of the t -th slot, given the observed GQSI realization $\mathbf{Q}(t)$, the BSC determines the clustering pattern C defined in (1), the CMs of the active clusters n ($\forall \omega_n \in C$) do power allocation based on GCSI and GQSI according to a *pattern selection and power allocation policy* defined below.

Definition 1 (Stationary Pattern Selection and Power Allocation Policy): A stationary pattern selection and power allocation policy $\Omega = (\Omega_c, \Omega_p)$ is a mapping from the system state $\chi \in \mathcal{X}$ to the pattern selection and power allocation actions, where $\Omega_c(\mathbf{Q}) = C \in \mathcal{C}$ and $\Omega_p(\chi) = \{p_{b,k} : b \in \mathcal{B}, k \in \mathcal{K}\}$. A policy Ω is called *feasible* if the associated actions satisfy the per-BS average transmit power constraint given by

$$\mathbb{E}^\Omega[P_b] \leq \bar{P}_b, \quad \forall b \in \mathcal{B} \quad (5)$$

where P_b is given by (2) and \bar{P}_b is the average total power of BS b . ■

Remark 1 (Two Time-Scale Control Policy): The pattern selection policy is defined as a function of GQSI only, i.e. $\Omega_c(\mathbf{Q})$, for the following reasons. The QSI is changing on a slower time scale while

the CSI is changing on a faster (slot-by-slot) time scale. The dynamic clustering is enforced at the BSC and hence, a longer time scale will be desirable from the implementation perspective, considering computational complexity at the BSC and signaling overhead for collecting GCSI from all the BSs. On the other hand, the low complexity and decentralized power allocation policy (obtained later in Sec. IV) is a function of CQSI and CCSI only and executed at the CM level distributively⁵, and hence it can operate at slot-time scale with acceptable signaling overhead and complexity. ■

III. PROBLEM FORMULATION

In this section, we shall first elaborate the dynamics of the system state under a control policy Ω . Based on that, we shall then formally formulate the delay-optimal control problem for network MIMO systems.

A. Dynamics of System State

A stationary control policy Ω induces a joint distribution for the random process $\{\chi(t)\}$. Under Assumption 1 and 2, the arrival and departure are memoryless. Therefore, the induced random process $\{\chi(t)\}$ for a given control policy Ω is Markovian with the following transition probability:

$$\begin{aligned} \Pr[\chi(t+1)|\chi(t), \Omega(\chi(t))] &= \Pr[\mathbf{H}(t+1)|\chi(t), \Omega(\chi(t))] \Pr[\mathbf{Q}(t+1)|\chi(t), \Omega(\chi(t))] \\ &= \Pr[\mathbf{H}(t+1)] \Pr[\mathbf{Q}(t+1)|\chi(t), \Omega(\chi(t))] \end{aligned} \quad (6)$$

Note that the BK queues are coupled together via the control policy Ω .

B. Delay Optimal Problem Formulation

Given a unichain policy Ω , the induced Markov chain $\{\chi(t)\}$ is ergodic⁶ and there exists a unique steady state distribution π_χ where $\pi_\chi(\chi) = \lim_{t \rightarrow \infty} \Pr[\chi(t) = \chi]$. The average cost of MS (b, k) under a unichain policy Ω is given by:

$$\overline{D}_{b,k}(\Omega) = \lim_{T \rightarrow \infty} \frac{1}{T} \sum_{t=1}^T \mathbb{E}^\Omega[f(Q_{b,k}(t))] = \mathbb{E}_{\pi_\chi}[f(Q_{b,k})], \quad \forall b \in \mathcal{B}, k \in \mathcal{K} \quad (7)$$

⁵According to Definition 1, the power control policy Ω_p is defined as a function of the GQSI and GCSI. Yet, in Sec. IV, we shall derive a decentralized power allocation policy, which is adaptive to CCSI and CQSI only.

⁶ The unichain policy is defined as a policy under which the resulting Markov chain is ergodic [8]. Similar to other literature in MDP [5], [13], we restrict our consideration to unichain policy in this paper. Such assumption usually does not contribute any loss of performance. For example, in Section V, any non-degenerate control policy satisfies $\mathbb{E}[p_{b,k}(\mathbf{H}, \mathbf{Q})|\mathbf{Q}] > 0, \forall Q_{b,k} > 0$, i.e. $\overline{\mu}_{b,k}(Q_{b,k}) > 0, \forall Q_{b,k} > 0$. Hence, the induced Markov chain $\{\mathbf{Q}(t)\}$ is an ergodic birth death process.

where $f(Q_{b,k})$ is a monotonic increasing utility function of $Q_{b,k}$ and the \mathbb{E}_{π_χ} denotes expectation w.r.t. the underlying measure π_χ . For example, when $f(Q_{b,k}) = \frac{Q_{b,k}}{\lambda_{b,k}}$, $\overline{D}_{b,k}(\Omega) = \frac{\mathbb{E}_{\pi_\chi}[Q_{b,k}]}{\lambda_{b,k}}$ is the *average delay* of MS (b, k) (by Little's Law). Another interesting example is the *queue outage probability* $\overline{D}_{b,k}(\Omega) = \Pr[Q_{b,k} \geq Q_{b,k}^o]$, in which $f(Q_{b,k}) = \mathbf{1}[Q_{b,k} \geq Q_{b,k}^o]$, where $Q_{b,k}^o \in \mathcal{Q}$ is the reference outage queue state. Similarly, the average transmit power constraint in (5) can be written as

$$\overline{P}_b(\Omega) = \lim_{T \rightarrow \infty} \frac{1}{T} \sum_{t=1}^T \mathbb{E}^\Omega[P_b(t)] = \mathbb{E}_{\pi_\chi}[P_b] \leq \overline{P}_b, \quad \forall b \in \mathcal{B} \quad (8)$$

where P_b is given by (2).

In this paper, we seek to find an optimal stationary unichain control policy to minimize the average cost in (7). Specifically, we have

Problem 1 (Delay-Optimal Control Problem for Network MIMO): For some positive constants⁷ $\beta = \{\beta_{b,k} > 0 : b \in \mathcal{B}, k \in \mathcal{K}\}$, the delay-optimal problem is formulated as

$$\begin{aligned} \min_{\Omega} J_\beta(\Omega) &= \sum_{b,k} \beta_{b,k} \overline{D}_{b,k}(\Omega) = \lim_{T \rightarrow \infty} \frac{1}{T} \sum_{t=1}^T \mathbb{E}^\Omega[d(\chi(t), \Omega(\chi(t)))] \\ &\text{subject to} \quad \text{the power constraints in (8)} \end{aligned} \quad (9)$$

where $d(\chi(t), \Omega(\chi(t))) = \sum_{b,k} \beta_{b,k} f(Q_{b,k}(t))$. ■

C. Constrained POMDP

Next, we shall illustrate that Problem 1 is an infinite horizon average cost constrained POMDP. In Problem 1, the pattern selection policy is defined on the partial system state \mathbf{Q} , while the power allocation policy is defined on the complete system state $\chi = (\mathbf{H}, \mathbf{Q}) \in \mathcal{X}$, where $\mathcal{X} = \mathcal{H} \times \mathcal{Q}$. Therefore, Problem 1 is a constrained POMDP (CPOMDP) with the following specification:

- **State Space:** The state space is given by $\{(\mathbf{H}, \mathbf{Q}) : \forall \mathbf{H} \in \mathcal{H}, \mathbf{Q} \in \mathcal{Q}\}$, where (\mathbf{H}, \mathbf{Q}) is a realization of the global system state.
- **Action Space:** The action space is given by $\{\Omega(\mathbf{H}, \mathbf{Q}) : \forall \mathbf{H} \in \mathcal{H}, \mathbf{Q} \in \mathcal{Q}\}$, where $\Omega = (\Omega_c, \Omega_p)$ is a unichain feasible policy as defined in Definition 1.
- **Transition Kernel:** The transition kernel $\Pr[\chi' | \chi, \Omega(\chi)]$ is given by (6).
- **Per-stage Cost Function:** The per-stage cost function is given by $d(\chi, \Omega(\chi)) = \sum_{b,k} \beta_{b,k} f(Q_{b,k})$.

⁷The positive weighting factors β in (9) indicate the relative importance of buffer delay among the BK data streams and for each given β , the solution to (9) corresponds to a point on the Pareto optimal delay tradeoff boundary of a *multi-objective* optimization problem.

- **Observation:** The observation for the pattern selection policy is QSI, i.e., $o_c = \mathbf{Q}$, while the observation for the power allocation policy is the complete system state, i.e. $o_p = \mathbf{X}$.

- **Observation Function:** The observation function for the pattern selection policy is

$O_c(o_c, \mathbf{X}, (\Omega_c(\mathbf{Q}'), \Omega_p(\mathbf{X}')) = 1$, if $o_c = \mathbf{Q}$, otherwise 0. Similarly, the observation function for the power allocation policy is $O_p(o_p, \mathbf{X}, (\Omega_c(\mathbf{Q}'), \Omega_p(\mathbf{X}')) = 1$, if $o_p = \mathbf{X}$, otherwise 0.

For any Lagrangian multiplier (LM) vector $\gamma = (\gamma_1, \dots, \gamma_B)$ ($\forall \gamma_b \geq 0$), define the Lagrangian as

$$L_\beta(\Omega, \gamma) = \lim_{T \rightarrow \infty} \frac{1}{T} \sum_{t=1}^T \mathbb{E}^\Omega \left[g(\gamma, \mathbf{X}(t), \Omega(\mathbf{X}(t))) \right]$$

where $g(\gamma, \mathbf{X}, \Omega(\mathbf{X})) = \sum_{b \in \mathcal{B}} \left(\sum_{k \in \mathcal{K}} \beta_{b,k} f(Q_{b,k}) + \gamma_b (P_b - \bar{P}_b) \right)$. Therefore, the corresponding unconstrained POMDP for a particular LM vector γ (i.e. the Lagrange dual function) is given by

$$G(\gamma) = \min_{\Omega} L_\beta(\Omega, \gamma) \quad (10)$$

The dual problem of the primal problem in Problem 1 is given by $\max_{\gamma \succeq 0} G(\gamma)$. It is shown in [15] that there exists a Lagrange multiplier $\gamma \geq 0$ such that Ω^* minimizes $L_\beta(\Omega, \gamma)$ and the saddle point condition $L_\beta(\Omega^*, \gamma) \leq L_\beta(\Omega^*, \gamma^*) \leq L_\beta(\Omega, \gamma^*)$ holds, i.e. (Ω^*, γ^*) is a saddle point of the Lagrangian $L_\beta(\Omega, \gamma)$. Using standard optimization theory [10], Ω^* is the primal optimal (i.e. the optimal solution of the original Problem 1), γ^* is the dual optimal (i.e. the optimal solution of the dual problem), and the duality gap (i.e. the gap between the primal objective at Ω^* and the dual objective at γ^*) is zero. Therefore, by solving the dual problem, we can obtain the primal optimal Ω^* .

D. Equivalent Bellman Equation

While POMDP is a very difficult problem in general, we shall exploit some special structures in our problem to substantially simplify the problem. We first define conditional power allocation action sets below:

Definition 2 (Conditional Power Allocation Action Sets): Given a power allocation policy Ω_p , we define a conditional power allocation set $\Omega_p(\mathbf{Q}) = \{\mathbf{p} = \Omega_p(\mathbf{X}) : \mathbf{X} = (\mathbf{Q}, \mathbf{H}), \forall \mathbf{H}\}$ as the collection of actions for all possible CSI \mathbf{H} conditioned on a given QSI \mathbf{Q} . The complete control policy Ω_p is therefore equal to the union of all the conditional power allocation action sets. i.e. $\Omega_p = \bigcup_{\mathbf{Q}} \Omega_p(\mathbf{Q})$. ■

Based on Definition 2, we can transform the POMDP problem into a regular infinite-horizon average cost MDP. Furthermore, for a given γ , the optimal control policy Ω^* can be obtained by solving an equivalent Bellman equation which is summarized in the lemma below.

Lemma 1 (Equivalent Bellman Equation and Pattern Selection Q-factor): For a given LM γ , the optimal control policy $\Omega^* = (\Omega_c^*, \Omega_p^*)$ for the unconstrained optimization problem in Problem 1 can be obtained by solving the following *equivalent Bellman equation*: ($\forall \mathbf{Q} \in \mathcal{Q}, \forall C \in \mathcal{C}$)

$$\mathbb{Q}(\mathbf{Q}, C) = \min_{\Omega_p(\mathbf{Q})} \left\{ \bar{g}(\gamma, \mathbf{Q}, C, \Omega_p(\mathbf{Q})) + \sum_{\mathbf{Q}'} \Pr[\mathbf{Q}' | \mathbf{Q}, C, \Omega_p(\mathbf{Q})] \min_{C'} \mathbb{Q}(\mathbf{Q}', C') \right\} - \theta \quad (11)$$

where $\{\mathbb{Q}(\mathbf{Q}, C)\}$ is the *Pattern Selection Q-factor*, $\bar{g}(\gamma, \mathbf{Q}, C, \Omega_p(\mathbf{Q})) = \mathbb{E}[g(\gamma, (\mathbf{H}, \mathbf{Q}), C, \Omega_p(\mathbf{H}, \mathbf{Q})) | \mathbf{Q}]$ is the conditional per-stage cost, $\Pr[\mathbf{Q}' | \mathbf{Q}, C, \Omega_p(\mathbf{Q})] = \mathbb{E}[\Pr[\mathbf{Q}' | (\mathbf{H}, \mathbf{Q}), C, \Omega_p(\mathbf{H}, \mathbf{Q})] | \mathbf{Q}]$ is the conditional expectation of transition kernel. If there is a $(\theta, \{\mathbb{Q}(\mathbf{Q}, C)\})$ that satisfies the fixed-point equations in (11), then $\theta = L_\beta^*(\gamma) = \min_{\Omega} L_\beta(\Omega, \gamma)$ is the optimal average cost in Problem 1. Furthermore, the optimal control policy is given by $\Omega^*(\gamma) = (\Omega_c^*, \Omega_p^*)$ with $\Omega_p^*(\mathbf{Q})$ attaining the minimum of the R.H.S. of (11) ($\forall \mathbf{Q} \in \mathcal{Q}, \forall C \in \mathcal{C}$) and $\Omega_c^*(\mathbf{Q}) = \arg \min_C \mathbb{Q}(\mathbf{Q}, C)$. ■

Proof: Please refer to the Appendix A. ■

Remark 2: The equivalent Bellman equation in (11) is defined on the GQSI \mathbf{Q} with cardinality I_Q only. Nevertheless, the optimal power allocation policy $\Omega_p^* = \bigcup_{\mathbf{Q}} \Omega_p^*(\mathbf{Q})$ obtained by solving (11) is still adaptive to GCSI \mathbf{H} and GQSI \mathbf{Q} , where $\Omega_p^*(\mathbf{Q})$ are the conditional power allocation action sets given by Definition 2. We shall illustrate this with a simple example below. In other words, the derived policies of the equivalent Bellman equation in (11) solve the CPOMDP in Problem 1. ■

Example 1: Suppose there are two MSs with the CSI state space $\mathcal{H} = \{H_1, H_2\}$ as a simple example. As a result, the global CSI state space is $\mathcal{H} = \{H_1, H_2\}^2$ with cardinality $I_H = 4$. Given GQSI \mathbf{Q} , the optimal conditional power allocation action set $\Omega_p^*(\mathbf{Q}) = \{\mathbf{p}^*(\mathbf{H}, \mathbf{Q}) : \mathbf{H} \in \mathcal{H}\}$ (by Definition 2) for any given pattern C is obtained by solving the R.H.S. of (11).

$$\begin{aligned} \Omega_p^*(\mathbf{Q}) = \arg \min_{(\mathbf{p}(\mathbf{H}^{(i)}, \mathbf{Q}))_{i=1}^4} & \left\{ \sum_{i=1}^4 \Pr[\mathbf{H}^{(i)}] (g(\gamma, (\mathbf{H}^{(i)}, \mathbf{Q}), C, \Omega_p(\mathbf{H}^{(i)}, \mathbf{Q})) \right. \\ & \left. + \sum_{\mathbf{Q}'} \Pr[\mathbf{Q}' | \mathbf{H}^{(i)}, \mathbf{Q}, C, \Omega_p(\mathbf{H}^{(i)}, \mathbf{Q})] \min_{C'} \mathbb{Q}(\mathbf{Q}', C')) \right\} \end{aligned}$$

Observe that the R.H.S. of the above equation is a decoupled objective function w.r.t. the variables $\{\mathbf{p}(\mathbf{H}^{(i)}, \mathbf{Q})\}$ and hence

$$\begin{aligned} & \mathbf{p}^*(\mathbf{H}^{(i)}, \mathbf{Q}) \\ &= \arg \min_{\mathbf{p}(\mathbf{H}^{(i)}, \mathbf{Q})} \left\{ g(\gamma, (\mathbf{H}^{(i)}, \mathbf{Q}), C, \Omega_p(\mathbf{H}^{(i)}, \mathbf{Q})) + \sum_{\mathbf{Q}'} \Pr[\mathbf{Q}' | \mathbf{H}^{(i)}, \mathbf{Q}, C, \Omega_p(\mathbf{H}^{(i)}, \mathbf{Q})] \min_{C'} \mathbb{Q}(\mathbf{Q}', C') \right\} \end{aligned}$$

Hence, using Lemma 1, the optimal power control policy is given by $\Omega_p^* = \bigcup_{\mathbf{Q}} \Omega_p^*(\mathbf{Q})$, which are functions of both the GQSI and the GCSI. The optimal clustering pattern selection is given by $\Omega_c^*(\mathbf{Q}) = \arg \min_C \mathbb{Q}(\mathbf{Q}, C)$, which is a function of the GQSI only. ■

IV. GENERAL LOW COMPLEXITY DECENTRALIZED SOLUTION

The key steps in obtaining the optimal control policies from the R.H.S. of the Bellman equation in (11) rely on the knowledge of the pattern selection Q-factor $\{\mathbb{Q}(\mathbf{Q}, C)\}$ (which involves solving a system of $I_C I_Q$ non-linear Bellman equations in (11) for given LMs with $I_C I_Q + 1$ unknowns $(\theta, \{\mathbb{Q}(\mathbf{Q}, C)\})$ and the B LMs $\{\gamma_b : b \in \mathcal{B}\}$, which leads to enormous complexity. Brute-force solution has exponential complexity and requires centralized implementation and knowledge of GCSI and GQSI (which leads to huge signaling overheads). In this section, we shall approximate the *pattern selection Q-factor* by the sum of *Per-cluster Potential* functions. Based on the approximation structure, we propose a novel distributive online learning algorithm to estimate the *Per-cluster Potential* functions (performed at each CM) as well as the LMs $\{\gamma_b : b \in \mathcal{B}\}$ (performed at each BS).

A. Linear Approximation of the Pattern Selection Q-Factor

Let \mathcal{Q}_n denote the CQSI state space of cluster n with cardinality $I_{Q_n} = (N_Q + 1)^{|\omega_n|K}$. To reduce the cardinality of the state space and to decentralize the resource allocation, we approximate $\mathbb{Q}(\mathbf{Q}, C)$ by the sum of *per-cluster potential* $\bar{V}_n(\mathbf{Q}_n)$ ($\forall \omega_n \in C$), i.e.

$$\mathbb{Q}(\mathbf{Q}, C) \approx \sum_{\omega_n \in C} \bar{V}_n(\mathbf{Q}_n) \quad (12)$$

where $\mathbf{Q}_n \in \mathcal{Q}_n$ is the CQSI state of cluster n ($\omega_n \in C$) and $\{\bar{V}_n(\mathbf{Q}_n) : \forall \mathbf{Q}_n\}$ are *per-cluster potential* functions which satisfy the following *per-cluster potential fixed point equation*: ($\forall \mathbf{Q}_n \in \mathcal{Q}_n$)

$$\theta_n + \bar{V}_n(\mathbf{Q}_n) = \min_{\Omega_{\mathbf{p}_n}(\mathbf{Q}_n)} \left\{ \bar{g}_n(\gamma_n, \mathbf{Q}_n, \Omega_{\mathbf{p}_n}(\mathbf{Q}_n)) + \sum_{\mathbf{Q}'_n} \Pr[\mathbf{Q}'_n | \mathbf{Q}_n, \Omega_{\mathbf{p}_n}(\mathbf{Q}_n)] \bar{V}_n(\mathbf{Q}'_n) \right\} \quad (13)$$

where

$$\bar{g}_n(\gamma_n, \mathbf{Q}_n, \Omega_{\mathbf{p}_n}(\mathbf{Q}_n)) = \mathbb{E} \left[\underbrace{\sum_{b \in \omega_n} \left(\sum_k \beta_{b,k} f(Q_{b,k}) + \gamma_b (P_b(\mathbf{H}_n, \mathbf{Q}_n) - \bar{P}_b) \right)}_{g_n(\gamma_n, \mathbf{H}_n, \mathbf{Q}_n, \Omega_{\mathbf{p}_n}(\mathbf{H}_n, \mathbf{Q}_n))} \middle| \mathbf{Q}_n \right], \quad (14)$$

$$\Pr[\mathbf{Q}'_n | \mathbf{Q}_n, \Omega_{\mathbf{p}_n}(\mathbf{Q}_n)] = \mathbb{E} [\Pr[\mathbf{Q}'_n | \mathbf{H}_n, \mathbf{Q}_n, \Omega_{\mathbf{p}_n}(\mathbf{H}_n, \mathbf{Q}_n)] | \mathbf{Q}_n], \quad (15)$$

$\gamma_n = \{\gamma_b : b \in \omega_n\}$, $P_b(\mathbf{H}_n, \mathbf{Q}_n) = \sum_{b' \in \omega_n} \sum_k \|\mathbf{w}_{(b',k),b}\|^2 p_{b',k}(\mathbf{H}_n, \mathbf{Q}_n)$ given by (2), $\mathbf{p}_n = \{p_{b,k} : b \in \omega_n, k \in \mathcal{K}\}$.

In the literature, there are mainly three types of compact representations, which can be used to approximate the potential functions [?], [12]: Artificial neural networks, Feature Extraction, and Parametric Form. The first two approaches still need (GCSI, GQSI), have exponential complexity with respect to B and K , and do not facilitate distributed implementations. Therefore, we adopt Parametric Form with linear approximation. Due to the cluster-based structure and the relationship between the GQSI and the CQSI, we can extract meaningful features and use the summation form for approximation, which naturally lead to distributed implementation. Using the above linear approximation of the pattern selection Q-factor by the sum of *per-cluster potential* functions in (12), the BSC determines the optimal clustering pattern based on the current observed GQSI \mathbf{Q} according to

$$\Omega_c^*(\mathbf{Q}) = \arg \min_C \sum_{\omega_n \in C} \bar{V}_n(\mathbf{Q}_n) \quad (16)$$

Based on the CQSI and CCSI observation $(\mathbf{H}_n, \mathbf{Q}_n)$, each CM n ($\omega_n \in \Omega_c^*(\mathbf{Q})$) determines $\Omega_{p_n}^*(\mathbf{Q}_n) = \{\Omega_{p_n}^*(\mathbf{H}_n, \mathbf{Q}_n) : (\mathbf{H}_n, \mathbf{Q}_n) \forall \mathbf{H}_n\}$, which attains the minimum of the R.H.S. of (13) ($\forall \mathbf{Q} \in \mathcal{Q}, \forall C \in \mathcal{C}$). Hence, the overall power allocation control policy is given by $\Omega_p^*(\chi) = \{\Omega_{p_n}^*(\mathbf{H}_n, \mathbf{Q}_n) : \omega_n \in \Omega_c^*(\mathbf{Q})\}$.

B. Online Primal-Dual Distributive Learning Algorithm via Stochastic Approximation

Since the derived policy $\Omega^* = (\Omega_c^*, \Omega_p^*)$ is function of *per-cluster potential* functions $\{\bar{V}_n(\mathbf{Q}_n)\} (\forall \omega_n)$, we need to obtain $\{\bar{V}_n(\mathbf{Q}_n)\}$ by solving (13) and determine the LMs such that the per-BS average power constraints in (5) are satisfied, which are not trivial. In this section, we shall apply stochastic learning [13], [14] to estimate the *per-cluster potential* functions $\{\bar{V}_n(\mathbf{Q}_n)\} (\forall \omega_n)$ distributively at each CM based on realtime observations of the CCSI and CQSI and LMs at each BS based on the realtime power allocations actions. The convergence proof of the online learning algorithm will be established in the next section.

Fig. 3 illustrates the top level structure of the online learning algorithms. The *Online Primal-Dual Distributive Learning Algorithm via Stochastic Approximation*, which requires knowledge on CCSI and CQSI only, can be described as follows:

Algorithm 1: (Online Primal-Dual Distributive Learning Algorithm via Stochastic Approximation)

- **Step 1 [Initialization]:** Set $t = 0$. Each cluster n initialize the *per-cluster potential* functions $\{V_n^0(\mathbf{Q}_n)\} (\omega_n)$. Each BS b initialize the LM $\gamma_b^0 (\forall b \in \mathcal{B})$.
- **Step 2 [Clustering Pattern Selection]:** At the beginning of the t -th slot, the BSC determines the clustering pattern $C(t)$ based on GQSI $\mathbf{Q}(t)$ obtained from each BS according to (16), and broadcasts $C(t)$ to the active CMs of the clusters $\omega_n \in C(t)$.

- **Step 3 [Per-cluster Power Allocation]:** Each CM n ($\forall \omega_n \in C(t)$) of the active cluster obtains CCSI $\mathbf{H}_n(t)$, CQSI $\mathbf{Q}_n(t)$ and LMs γ_b^t ($b \in \omega_n$) from the BSs in its cluster, based on which, each CM n ($\forall \omega_n \in C(t)$) performs power allocation $\mathbf{p}_n(t) = \{p_{b,k}(t) : b \in \omega_n, k \in \mathcal{K}\}$ according to $\Omega_{\mathbf{p}_n}^*(\mathbf{H}_n(t), \mathbf{Q}_n(t))$.
- **Step 4 [Potential Functions Update]:** Each CM updates the *per-cluster potential* $\bar{V}_n^{t+1}(\mathbf{Q}_n(t))$ based on CQSI $\mathbf{Q}_n(t)$ according to (17) and reports the updated potential functions to the BSC.
- **Step 5 [LMs Update]:** Each BS b ($b \in \mathcal{B}$) calculates the total power $P_b(t)$ based on $\{p_{b,k}(t)\}$ from its CM according to (2) and updates its LM γ_b^{t+1} according to (18).

The *per-cluster potential* update in Step 4 and the LMs update in Step 5 based on CCSI observation $\mathbf{H}_n(t)$ and CQSI observation $\mathbf{Q}_n(t)$ at the current time slot t are further illustrated as follows:

$$\bar{V}_n^{t+1}(\mathbf{Q}_n^i) = \bar{V}_n^t(\mathbf{Q}_n^i) + \epsilon_{l_n^i(t)}^v Y_n^t(\mathbf{Q}_n^i) \cdot \mathbf{1}[\mathbf{Q}_n(t) = \mathbf{Q}_n^i], \quad \forall i \in \{1, \dots, I_{Q_n}\} \quad (17)$$

$$\gamma_b^{t+1} = \Gamma\left(\gamma_b^t + \epsilon_t^\gamma (P_b(t) - \bar{P}_b)\right) \quad (18)$$

where $Y_n^t(\mathbf{Q}_n^i) = \left(g_n(\gamma_n^t, \mathbf{H}_n(t), \mathbf{Q}_n(t), p_n(t)) + \bar{V}_n^t(\mathbf{Q}_n(t+1))\right) - \left(g_n(\gamma_n^t, \mathbf{H}_n(\bar{t}_n), \mathbf{Q}_n^I, p_n(\bar{t}_n)) + \bar{V}_n^t(\mathbf{Q}_n(\bar{t}_n+1)) - \bar{V}_n^t(\mathbf{Q}_n^I)\right) - \bar{V}_n^t(\mathbf{Q}_n^i)$, $l_n^i(t) \triangleq \sum_{t'=0}^t \mathbf{1}[\mathbf{Q}_n(t') = \mathbf{Q}_n^i, \omega_n \in C(t')]$ is the number of updates of $\bar{V}_n(\mathbf{Q}_n^i)$ till t , $\mathbf{p}_n(t) = \{p_{b,k}(t) : b \in \omega_n, k \in \mathcal{K}\} = \Omega_{\mathbf{p}_n}^*(\mathbf{H}_n(t), \mathbf{Q}_n(t))$, \mathbf{Q}_n^I is the reference state⁸, $\bar{t}_n \triangleq \sup\{t : \mathbf{Q}_n(t) = \mathbf{Q}_n^I, \omega_n \in C(t)\}$ is the last time slot that the reference state $\bar{V}_n(\mathbf{Q}_n^I)$ was updated. $\Gamma(\cdot)$ is the projection onto an interval $[0, B]$ for some $B > 0$. $\{\epsilon_t^v\}$ and $\{\epsilon_t^\gamma\}$ are the step size sequences satisfying the following equations:

$$\sum_t \epsilon_t^v = \infty, \epsilon_t^v \geq 0, \epsilon_t^v \rightarrow 0, \quad \sum_t \epsilon_t^\gamma = \infty, \epsilon_t^\gamma \geq 0, \epsilon_t^\gamma \rightarrow 0, \quad \sum_t ((\epsilon_t^\gamma)^2 + (\epsilon_t^v)^2) < \infty, \frac{\epsilon_t^\gamma}{\epsilon_t^v} \rightarrow 0 \quad (19)$$

C. Convergence Analysis for Distributive Primal-Dual Online Learning

In this section, we shall establish the technical conditions for the almost-sure convergence of the online distributive learning algorithm in Algorithm 1. Let $\bar{\mathbf{V}}_n$ denote the I_{Q_n} -dimensional vector form of $\{\bar{V}_n(\mathbf{Q}_n^i)\}$. For any per-cluster LM vector γ_n , define a vector mapping $\mathbf{T}_n : R^{|\omega_n|} \times R^{I_{Q_n}} \rightarrow R^{I_{Q_n}}$ of cluster n with the i -th ($1 \leq i \leq I_{Q_n}$) component mapping as:

$$T_{n,i}(\gamma_n, \bar{\mathbf{V}}_n) \triangleq \min_{\Omega_{\mathbf{p}_n}(\mathbf{Q}_n^i)} \left\{ \bar{g}_n(\gamma_n, \mathbf{Q}_n^i, \Omega_{\mathbf{p}_n}(\mathbf{Q}_n^i)) + \sum_{\mathbf{Q}_n^j} \Pr[\mathbf{Q}_n^j | \mathbf{Q}_n^i, \Omega_{\mathbf{p}_n}(\mathbf{Q}_n^i)] \bar{V}_n(\mathbf{Q}_n^j) \right\} \quad (20)$$

⁸Without lost of generality, we set reference state $\mathbf{Q}_n^I = \mathbf{0}$ ($\forall \omega_n$), i.e. buffer empty for all MSs in cluster n , and initialize the $\bar{V}_n^0(\mathbf{Q}_n^I) = 0, \forall \omega_n$.

Define $\mathbf{A}_n^{t-1} \triangleq \epsilon_{t-1}^v \mathbf{P}_n^t + (1 - \epsilon_{t-1}^v) \mathbf{I}$ and $\mathbf{B}_n^{t-1} \triangleq \epsilon_{t-1}^v \mathbf{P}_n^{t-1} + (1 - \epsilon_{t-1}^v) \mathbf{I}$, where \mathbf{P}_n^t is a $I_{Q_n} \times I_{Q_n}$ average transition probability matrix for the queue of cluster n with $\Pr[\mathbf{Q}_n^j | \mathbf{Q}_n^i, \mathbf{P}_n^t(\mathbf{Q}_n^i)] = \mathbb{E}[\Pr[\mathbf{Q}_n^j | \mathbf{H}_n, \mathbf{Q}_n^i, \mathbf{P}_n^t(\mathbf{H}_n, \mathbf{Q}_n^i)] | \mathbf{Q}_n^i]$ as its (i, j) -element and \mathbf{I} is a $I_{Q_n} \times I_{Q_n}$ identity matrix.

Since we have two different step size sequences $\{\epsilon_t^v\}$ and $\{\epsilon_t^\gamma\}$ with $\epsilon_t^\gamma = \mathbf{o}(\epsilon_t^v)$, the *per-cluster potential* updates and the LM updates are done simultaneously but over two different timescales. During the *per-cluster potential* update (timescale I), we have $\gamma_b^{t+1} - \gamma_b^t = e(t)(\forall b)$, where $e(t) = \mathcal{O}(\epsilon_t^\gamma) = \mathbf{o}(\epsilon_t^v)$. Therefore, the LMs appear to be quasi-static [15] during the *per-cluster potential* update in (17). We first have the following lemma.

Lemma 2: (Convergence of Per-cluster Potential Learning (Time Scale I)) Assume that for every set of feasible control policies $\Omega_1, \dots, \Omega_{m+1}$ in the policy space, there exist a $\delta_m = \mathcal{O}(\epsilon^v) > 0$ and some positive integer m such that

$$[\mathbf{A}_n^m \cdots \mathbf{A}_n^1]_{iI} \geq \delta_m, [\mathbf{B}_n^m \cdots \mathbf{B}_n^1]_{iI} \geq \delta_m, 1 \leq i \leq I_{Q_n}, \forall \omega_n \quad (21)$$

where $[\cdot]_{iI}$ denotes the (i, I) -element of the corresponding $I_{Q_n} \times I_{Q_n}$ matrix. For stepsize sequence $\{\epsilon_t^v\}$ satisfying the conditions in (19), we have $\lim_{t \rightarrow \infty} \bar{\mathbf{V}}_n^t = \bar{\mathbf{V}}_n^\infty(\gamma_n)$ a.s. ($\forall \omega_n$) for any initial potential vector $\bar{\mathbf{V}}_n^0(\gamma_n)$ and per-cluster LM vector γ_n , where the steady state *per-cluster potential* $\tilde{\mathbf{V}}_n^\infty(\gamma_n)$ satisfies:

$$\left(T_{n,I}(\gamma_n, \bar{\mathbf{V}}_n^\infty(\gamma_n)) - \bar{V}_n^\infty(\mathbf{Q}_n^I)(\gamma_n) \right) \mathbf{e} + \bar{\mathbf{V}}_n^\infty(\gamma_n) = \mathbf{T}_n(\gamma_n, \bar{\mathbf{V}}_n^\infty(\gamma_n)), \forall \omega_n \quad (22)$$

Proof: Please refer to Appendix B for the proof. ■

Remark 3 (Interpretation of the Conditions in Lemma 2): Note that \mathbf{A}_n^t and \mathbf{B}_n^t are related to an equivalent transition matrix of the underlying Markov chain. Condition in (21) simply means that state \mathbf{Q}_n^I is accessible from all the \mathbf{Q}_n^i states after some finite number of transition steps. This is a very mild condition and will be satisfied in most of the cases we are interested. ■

On the other hand, during the LM update (timescale II), we have $\lim_{t \rightarrow \infty} \|\bar{\mathbf{V}}_n^t - \bar{\mathbf{V}}_n^\infty(\gamma_n^t)\| = 0$ w.p.1. by the corollary 2.1 of [16]. Hence, during the LM update in (35), the *per-cluster potential* is seen as almost equilibrated. The convergence of the LM is summarized below.

Lemma 3: (Convergence of LM over Timescale II): For the same conditions in Lemma 2, we have $\lim_{t \rightarrow \infty} \gamma^t = \gamma^\infty$ a.s. where γ^∞ satisfies the power constraints of all the BSs in (5). ■

Proof: Please refer to Appendix C for the proof. ■

Based on the above lemmas, we can summarize the convergence performance of the online *per-cluster potential* and LM learning algorithm in the following theorem:

Theorem 1: (Convergence of Online Learning Algorithm) For the same conditions as in Lemma 2, we have $(\bar{\mathbf{V}}_n^t, \gamma_n^t) \rightarrow (\bar{\mathbf{V}}_n^\infty, \gamma_n^\infty)$ a.s. $(\forall \omega_n, b \in \omega_n, k \in \mathcal{K})$, where $\bar{\mathbf{V}}_n^\infty$ and γ_n^∞ satisfy

$$\left(T_{n,I}(\gamma_n^\infty, \bar{\mathbf{V}}_n^\infty) - \bar{V}_n^\infty(\mathbf{Q}_n^I)\right)\mathbf{e} + \bar{\mathbf{V}}_n^\infty = \mathbf{T}_n(\gamma_n^\infty, \bar{\mathbf{V}}_n^\infty), \quad \forall \omega_n \quad (23)$$

and the power constraints of all the BSs in (5). ■

V. APPLICATION TO NETWORK MIMO SYSTEMS WITH POISSON ARRIVAL

In this section, we shall illustrate the online primal-dual distributive learning algorithm for network MIMO systems under Poisson packet arrival and exponential packet size distribution.

A. Dynamics of System State under Poisson Packet Arrival and Exponential Distributed Packet Size

Under Poisson assumption, we could consider packet flow rather than bit flow. Specifically, let $\mathbf{A}(t) = \{A_{b,k}(t) : b \in \mathcal{B}, k \in \mathcal{K}\}$ and $\mathbf{N}(t) = \{N_{b,k}(t) : b \in \mathcal{B}, k \in \mathcal{K}\}$ be the random new packet arrivals and the corresponding packet sizes for the BK users in the multicell network at the end of the t -th scheduling slot, respectively. $\mathbf{Q}(t)$ and N_Q denotes the GQSI matrix (number of packets) and maximum buffer size (number of packets).

Assumption 3 (Poisson Source Model): The packet arrival process $A_{b,k}(t)$ is i.i.d. over scheduling slots following Poisson distribution with average arrival rate $\mathbb{E}[A_{b,k}] = \lambda_{b,k}$, and independent w.r.t. $\{(b, k)\}$. The random packet size $N_{b,k}(t)$ is i.i.d. over scheduling slots following an exponential distribution with mean packet size $\bar{N}_{b,k}$, and independent w.r.t. $\{(b, k)\}$. ■

Given a stationary policy, define the conditional mean departure rate of packets of MS (b, k) at the t -th slot (conditioned on $\chi(t)$) as $\mu_{b,k}(\chi(t)) = \mathbb{E}[R_{b,k}(\chi(t))/N_{b,k}|\chi(t)] = R_{b,k}(\chi(t))/\bar{N}_{b,k}$.

Assumption 4 (Time Scale Separation): The slot duration τ is sufficiently small compared with the average packet interarrival time as well as conditional average packet service time⁹, i.e. $\lambda_{b,k}\tau \ll 1$ and $\mu_{b,k}(\chi(t))\tau \ll 1$. ■

By the memoryless property of the exponential distribution, the remaining packet length (also denoted as $\mathbf{N}(t)$) at any slot t is also exponential distributed. Given a stationary control policy Ω , the conditional

⁹This assumption is reasonable in practical systems, such as WiMax. In practical systems, an application level packet may have mean packet length spanning over many time slots (frames) and this assumption is also adopted in a lot of literature such as [?], [?].

probability (conditioned on $\chi(t)$) of a packet departure event at the t -th slot is given by

$$\Pr \left[\frac{N_{b,k}(t)}{R_{b,k}(t)} < \tau | \chi(t), \Omega(\chi(t)) \right] = \Pr \left[\frac{N_{b,k}(t)}{\bar{N}_{b,k}} < \mu_{b,k}(\chi(t))\tau \right] = 1 - \exp(-\mu_{b,k}(\chi(t))\tau) \approx \mu_{b,k}(\chi(t))\tau$$

where the last equality is due to Assumption 4. Note that under Assumption 4, the probability for simultaneous arrival, departure of two or more packets from the same queue or different queues and simultaneous arrival as well as departure in a slot are $\mathcal{O}(\lambda_{b,k}\tau \cdot \lambda_{b',k'}\tau)$, $\mathcal{O}((\mu_{b,k}(\chi(t))\tau \cdot (\mu_{b',k'}(\chi(t))\tau))$ and $\mathcal{O}(\lambda_{b,k}\tau \cdot \mu_{b,k}(\chi(t))\tau)$ respectively, which are asymptotically negligible. Therefore, the transition kernel of the QSI evolution in this example can be simplified as:

$$\Pr[\mathbf{Q}'_n | \mathbf{Q}_n, \Omega_{\mathbf{p}_n}(\mathbf{Q}_n)] = \begin{cases} \lambda_{b,k}\tau & \text{if } \mathbf{Q}'_n = \mathbf{Q}_n + \mathbf{e}_{b,k} \\ \mathbb{E}[\mu_{b,k}(\mathbf{H}_n, \mathbf{Q}_n) | \mathbf{Q}_n]\tau & \text{if } \mathbf{Q}'_n = \mathbf{Q}_n - \mathbf{e}_{b,k} \\ 1 - \sum_{b \in \omega_n} \sum_{k \in \mathcal{K}} (\mathbb{E}[\mu_{b,k}(\mathbf{H}_n, \mathbf{Q}_n) | \mathbf{Q}_n] + \lambda_{b,k})\tau & \text{if } \mathbf{Q}'_n = \mathbf{Q}_n \end{cases} \quad (24)$$

where $\mu_{b,k}(\mathbf{H}_n, \mathbf{Q}_n) = R_{b,k}(\mathbf{H}_n, \mathbf{Q}_n)\tau / \bar{N}_{b,k}$ and $\mathbf{e}_{b,k}$ denotes the $|\omega_n| \times K$ matrix with element 1 corresponding to MS (b, k) and all other elements 0.

B. Decomposition of the Per-cluster Potential Function

Observe that the cardinality of the per-cluster system state $I_{Q_n} = (N_Q + 1)^{|\omega_n|K}$ is still exponential in the number of all the MSs in cluster n , i.e. $|\omega_n|K$. In the following lemma, we shall show that the *per-cluster potential* can be further decomposed into *per-cluster per-user potential*, which leads to linear order of growth in the cardinality of the state space, i.e. $\sum_n |\omega_n|K(N_Q + 1)$.

Lemma 4 (Decomposition of Per-cluster Potential): The *per-cluster potential* $\bar{V}_n(\mathbf{Q}_n)$ ($\forall \omega_n$) defined by the fixed point equation in (13) can be decomposed into the sum of the *per-cluster per-user potential* functions $\{\bar{V}_{n,(b,k)}(Q)\}$, i.e. $\bar{V}_n(\mathbf{Q}_n) = \sum_{b \in \omega_n, k \in \mathcal{K}} \bar{V}_{n,(b,k)}(Q_{b,k})$, where $\{\bar{V}_{n,(b,k)}(Q)\}$ satisfy the following *per-cluster per-user potential fixed point equation*: ($\forall Q \in \mathcal{Q}$)

$$\theta_{n,(b,k)} + \bar{V}_{n,(b,k)}(Q) = \min_{\Omega_{p_{b,k}}(Q)} \left\{ \bar{g}_{n,(b,k)}(\gamma_n, Q, \Omega_{p_{b,k}}(Q)) + \sum_{Q'} \Pr[Q' | Q, \Omega_{p_{b,k}}(Q)] \bar{V}_{n,(b,k)}(Q') \right\} \quad (25)$$

$$\text{where } \bar{g}_{n,(b,k)}(\gamma_n, Q, \Omega_{p_{b,k}}(Q)) = \underbrace{\mathbb{E} \left[\beta_{b,k} f(Q) + p_{b,k}(\mathbf{H}_n, Q) \sum_{b' \in \omega_n} \gamma_{b'} \|\mathbf{w}_{(b,k),b'}\|^2 \middle| Q \right]}_{g_{n,(b,k)}(\gamma_n, \mathbf{H}_n, Q, p_{b,k}(\mathbf{H}_n, Q))} \quad (26)$$

$$\begin{aligned} \Pr[Q'|Q, \Omega_{p_{b,k}}(Q)] &= \mathbb{E}[\Pr[Q'|\mathbf{H}_n, Q, \Omega_{p_{b,k}}(\mathbf{H}_n, Q)]|Q] \\ &= \begin{cases} \lambda_{b,k}\tau & \text{if } Q' = Q + 1 \\ \mathbb{E}[\mu_{b,k}(\mathbf{H}_n, Q)|Q]\tau & \text{if } Q' = Q - 1 \\ 1 - (\mathbb{E}[\mu_{b,k}(\mathbf{H}_n, Q)|Q] + \lambda_{b,k})\tau & \text{if } Q' = Q \end{cases} \end{aligned} \quad (27)$$

where $\mu_{b,k}(\mathbf{H}_n, Q) = R_{b,k}(\mathbf{H}_n, Q)\tau/\bar{N}_{b,k}$. ■

Proof: Please refer to Appendix D for the proof. ■

C. Per-Stage QSI-aware Interference Game for Power Allocation at the CMs

In order to determine the power control action (Step 3 in Algorithm 1) in a distributive manner at each CM, we shall formulate the power allocation of each cluster n ($\omega_n \in C$) as a non-cooperative game [17].

The players are the CMs, and the payoff function for each cluster n ($\omega_n \in C$) is defined as

$$R_n(\mathbf{p}_n, \mathbf{p}_{-n}) = g_n(\gamma_n, \mathbf{H}_n, \mathbf{Q}_n, \Omega_{p_n}(\mathbf{H}_n, \mathbf{Q}_n)) + \sum_{\mathbf{Q}'_n} \Pr[\mathbf{Q}'_n|\mathbf{H}_n, \mathbf{Q}_n, \Omega_{p_n}(\mathbf{H}_n, \mathbf{Q}_n)] \bar{V}_n(\mathbf{Q}'_n)$$

Each CM is a player in the game specified by:

$$(\mathcal{G}) : \min_{\mathbf{p}_n} R_n(\mathbf{p}_n, \mathbf{p}_{-n}), \quad \forall \omega_n \in C \quad (28)$$

where $\mathbf{p}_n = \{p_{b,k} : b \in \omega_n, k \in \mathcal{K}\}$ is power allocation of cluster n ($\omega_n \in C$) and $\mathbf{p}_{-n} = \cup_{\omega_{n'} \in C, n' \neq n} \mathbf{p}_{n'}$ is the power allocation of all other clusters indirectly observed through interference measure from MSs in cluster n . It can be shown that the solution of the game \mathcal{G} in (28), i.e. Nash Equilibrium (NE) can be characterized by the following fixed-point equation:

$$p_{b,k}^* = WF_{n,(b,k)}(\mathbf{p}_{-n}^*), \quad \forall b \in \omega_n, k \in \mathcal{K}, \omega_n \in C \quad (29)$$

where the waterfilling operator $WF_{n,(b,k)}(\cdot)$ ($\forall b \in \omega_n, k \in \mathcal{K}$) is defined as:

$$WF_{n,(b,k)}(\mathbf{p}_{-n}) = \left(\frac{\frac{\tau}{\bar{N}_{b,k}} \Delta \bar{V}_{n,(b,k)}(Q_{b,k})}{\sum_{b' \in \omega_n} \gamma_{b'} \|\mathbf{w}_{(b,k),b'}\|^2} - (1 + I_{n,(b,k)}) \right)^+ \quad (30)$$

where $I_{n,(b,k)} = \sum_{\substack{\omega_{n'} \in C \\ n' \neq n}} \sum_{\substack{b'' \in \omega_{n'} \\ k'' \in \mathcal{K}}} (\sum_{b' \in \omega_{n'}} |\mathbf{h}_{(b,k),b'} \mathbf{w}_{(b'',k''),b'}|^2) p_{b'',k''}$ is the inter-cell interference measured by the MS (b,k) in cluster n ($\forall b \in \omega_n, k \in \mathcal{K}, \omega_n \in C$). For notation convenience, let the $BK \times 1$ vector \mathbf{p} and \mathbf{WF} denote the vector form of $p_{b,k}$ and $WF_{n,(b,k)}$ ($\forall b \in \omega_n, k \in \mathcal{K}, \omega_n \in C$), respectively.

We propose a QSI-aware Simultaneous Iterative Water-filling Algorithm (QSIWFA) to achieve the NE of the game \mathcal{G} distributively. At each iteration, given the measurement of interference generated

by other clusters in the previous iteration, the overall power allocations are updated by the active CMs simultaneously according to

$$\mathbf{p}^{\nu+1} = \mathbf{WF}(\mathbf{p}^\nu) \quad (31)$$

Remark 4 (Multi-level Water-filling Structure of QSIWFA): The waterfilling operator $WF_{n,(b,k)}(\cdot)$ in (30) is function of both CCSI and CQSI. It has the form of *multi-level water-filling* where the power is allocated according to the CCSI in terms of $\mathbf{w}_{(b,k),b'}$ but the water-level is adaptive to the CQSI (indirectly via $\Delta \bar{V}_{n,(b,k)}(Q_{b,k})$). ■

Next, we shall discuss the existence, uniqueness of the NE of game \mathcal{G} and convergence of the multi-level QSIWFA in (31). Define the $BK \times BK$ matrix \mathbf{S} with its element $[\mathbf{S}]_{(b,k),(b',k')}$ given by:

$$[\mathbf{S}]_{(b,k),(b',k')} = \begin{cases} \sum_{b'' \in \omega_{n'}} |\mathbf{h}_{(b,k),b''} \mathbf{w}_{(b',k'),b''}|^2 & \text{if } n' \neq n \\ 0 & \text{if } n' = n \end{cases} \quad \forall b \in \omega_n, b' \in \omega_{n'}, k, k' \in \mathcal{K} \quad (32)$$

Given some $BK \times 1$ vector \mathbf{u} with each component positive, let $\|\cdot\|_{\infty, \text{vec}}^{\mathbf{u}}$ and $\|\cdot\|_{\infty, \text{mat}}^{\mathbf{u}}$ denote the vector weighted maximum norm and the matrix norm defined in [17], separately. Then, we have $\|\mathbf{WF}(\mathbf{p})\|_{\infty, \text{vec}}^{\mathbf{u}} \triangleq \max_{b,k} \frac{(WF_{b,k}(\mathbf{p}))^2}{u_{b,k}}$ and $\|\mathbf{S}\|_{\infty, \text{mat}}^{\mathbf{u}} \triangleq \max_{b,k} \frac{1}{u_{b,k}} \sum_{b' \in \mathcal{B}, k' \in \mathcal{K}} [\mathbf{S}]_{(b,k),(b',k')} u_{b',k'}$, where $\mathbf{S} \in \mathbb{R}^{BK \times BK}$, and $[\cdot]_{(b,k),(b',k')}$ denotes the element in the row corresponding to MS (b,k) and the column corresponding to MS (b',k') . The convergence of the QSIWFA in (31) is summarized in the following lemma.

Lemma 5: (Convergence of the QSIWFA) If $\|\mathbf{S}\|_{\infty, \text{mat}}^{\mathbf{u}} < 1$ is satisfied for some $\mathbf{u} > 0$, then the mapping \mathbf{WF} is a contraction mapping with modulus $\alpha = \|\mathbf{S}\|_{\infty, \text{mat}}^{\mathbf{u}}$ w.r.t the norm $\|\cdot\|_{\infty, \text{vec}}^{\mathbf{u}}$. The NE of game \mathcal{G} exists and is unique. As $\nu \rightarrow \infty$. The QSIWFA in (31) converges to the unique NE of game \mathcal{G} which is the solution to the fixed point equation in (29). ■

Proof: Please refer to Appendix E for the proof. ■

Remark 5 (Interpretation of Sufficient Condition for QSIWFA Convergence): The intuitive meaning for the condition $\|\mathbf{S}\|_{\infty, \text{mat}}^{\mathbf{u}} < 1$ is that the inter-cluster interference is sufficiently small compared with the signal power from cooperative BSs in the same cluster [17]. This happens with high probability because the interference from the inter-cluster BS has been reasonably attenuated due to the geometry of the cluster topology. Fig. 4 also illustrates that the condition $\|\mathbf{S}\|_{\infty, \text{mat}}^{\mathbf{u}} < 1$ can be satisfied with high probability.

D. Compact Queue State in Online Primal-Dual Distributive Learning Algorithm

To further reduce the memory size as well as the frequency of clustering updates at the BSC, we shall use the feature-based linear architecture [18] to approximate the original *per-cluster per-user potential*

functions. Specifically, we define the following *compact queue state*.

Definition 3 (Compact Queue State): Define the *compact queue state* as $Q = qd$ ($q = 0, \dots, l_q = \lfloor \frac{N_Q}{d} \rfloor$), where d ($d \leq N_Q, d \in \mathcal{N}^+$) is the corresponding resolution level. The approximate potential functions of the compact queue states $\{\tilde{V}_{n,(b,k)}(q) : q = 0, \dots, l_q\}$ are defined as *compact per-cluster per-user potential functions*. ■

Therefore, the linear approximation of the original *per-cluster per-user potential* functions is given by

$$\begin{aligned} \bar{V}_{n,(b,k)}(qd + l) &= \tilde{V}_{n,(b,k)}(q) + \frac{l}{d} \left(\tilde{V}_{n,(b,k)}(q+1) - \tilde{V}_{n,(b,k)}(q) \right) \\ \forall l &\in \{0, \dots, d-1\}, \quad q \in \{0, \dots, l_q-1\} \end{aligned} \quad (33)$$

Let $\bar{\mathbf{V}}_{n,(b,k)} \triangleq (\bar{V}_{n,(b,k)}(0), \dots, \bar{V}_{n,(b,k)}(N_Q))^T$ and $\tilde{\mathbf{V}}_{n,(b,k)} \triangleq (\tilde{V}_{n,(b,k)}(0), \dots, \tilde{V}_{n,(b,k)}(l_q))^T$ be the vector form of the *per-cluster per-user potential* functions and the *compact per-cluster per-user potential* functions of MS (b, k) in cluster ω_n , respectively. Accordingly, their relationship is given by $\bar{\mathbf{V}}_{n,(b,k)} = \mathbf{M} \tilde{\mathbf{V}}_{n,(b,k)}$ and $\tilde{\mathbf{V}}_{n,(b,k)} = \mathbf{M}^\dagger \bar{\mathbf{V}}_{n,(b,k)}$, where \mathbf{M} is the $(N_Q + 1) \times (l_q + 1)$ matrix with $(qd + l, q)$ -element $\frac{d-l}{d}$, $(qd + l, q+1)$ -element $\frac{l}{d}$, $(l_q d, l_q)$ -element 1 ($\forall q \in \{0, l_q - 1\}, \forall l \in \{0, d - 1\}$) and all other elements 0, and \mathbf{M}^\dagger is $(l_q + 1) \times (N_Q + 1)$ matrix with (q, qd) -element ($\forall q \in \{0, l_q\}$) 1 and all other elements 0¹⁰.

Applying Algorithm 1 to estimate the *compact per-cluster per-user potential* functions and LMs with *per-stage QSI-aware interference game* in Section V-C for power allocation, we obtain the distributive online learning algorithm for Poisson arrival and exponential packet size distribution as illustrated in Fig. 3. Specifically, the *compact per-cluster per-user potential* update and LMs update based on CCSI observation $\mathbf{H}_n(t)$ and CQSI observation $\{Q_{n,(b,k)}(t) : \forall b \in \omega_n, k \in \mathcal{K}\}$ are given by:

$$\tilde{V}_{n,(b,k)}^{t+1}(q) = \tilde{V}_{n,(b,k)}^t(q) + \epsilon_{l_{n,(b,k)}^q}^v Y_{n,(b,k)}^t(q) \cdot \mathbf{1}[Q_{b,k}(t) = qd, \omega_n \in C(t)] \quad (34)$$

$$\begin{aligned} Y_{n,(b,k)}^t(q) &= \left(g_{n,(b,k)}(\gamma_n^t, \mathbf{H}_n(t), Q_{b,k}(t), p_{b,k}(t)) + \mu_{b,k} \tau \frac{\tilde{V}_{n,(b,k)}^t((q-1)^+) - \tilde{V}_{n,(b,k)}^t(q)}{d} \right. \\ &\quad + \mathbf{1}[A_{n,(b,k)}(t)] \frac{\tilde{V}_{n,(b,k)}^t((q+1) \wedge l_q) - \tilde{V}_{n,(b,k)}^t(q)}{d} \Big) - \left(g_{n,(b,k)}(\gamma_n^t, \mathbf{H}_n(\bar{t}), Q^I, p_{b,k}(\bar{t})) \right. \\ &\quad \left. + \mathbf{1}[A_{n,(b,k)}(\bar{t})] \frac{\tilde{V}_{n,(b,k)}^t(q^I + 1) - \tilde{V}_{n,(b,k)}^t(q^I)}{d} \right) \\ \gamma_b^{t+1} &= \Gamma \left(\gamma_b^t + \epsilon_t^\gamma (P_b^*(t) - \bar{P}_b) \right) \end{aligned} \quad (35)$$

¹⁰Note that when $d = 1$, \mathbf{M} and \mathbf{M}^\dagger become $(N_Q + 1) \times (N_Q + 1)$ identity matrix, and the feature state space is equivalent to the original state space. In other words, $\tilde{\mathbf{V}}_{n,(b,k)} = \bar{\mathbf{V}}_{n,(b,k)} \cdot \tilde{\mathbf{V}}_{n,(b,k)}$ can be obtained by online learning via stochastic approximation.

where $l_{n,(b,k)}^q(t) \triangleq \sum_{t'=0}^t \mathbf{1}[Q_{b,k}(t') = qd, \omega_n \in C(t')]$ is the number of updates of $\tilde{V}_{n,(b,k)}(q)$ till t , $p_{b,k}(t) = \left(\frac{\tau}{N_{b,k}} \Delta \bar{V}_{n,(b,k)}^t(Q_{b,k}(t)) \right)^+$, $A_{n,(b,k)}(t) \triangleq \{Q_{b,k}(t+1) = Q_{b,k}(t) + 1, \omega_n \in C(t)\}$ is the arrival event, q_I is the reference state¹¹, $\bar{t} \triangleq \sup\{t : Q_{b,k}(t) = Q^I, \omega_n \in C(t)\}$ is the last time slot that the reference state $\tilde{V}_{n,(b,k)}(q^I)$ was updated, $P_b^*(t) = \sum_{b' \in \omega_n} \sum_{k \in \mathcal{K}} \|\mathbf{w}_{(b',k),b}\|^2 \cdot p_{b',k}^*(t)$ is the total transmit power of BS b determined by the per-stage QSI-aware interference game.

VI. SIMULATION RESULTS AND DISCUSSIONS

In this section, we shall compare the proposed two-timescale delay-optimal dynamic clustering and power allocation design with three baselines. Baseline 1 refers to the Fixed Channel Assignment (FCA) without cooperation among BSs in standard cellular systems with frequency reuse factor (FRF) 7. Baseline 2 and Baseline 3 refer to *static clustering* and *greedy dynamic clustering* [1]–[4]. For any given clustering pattern, optimal power allocation is performed at each BS (Baseline 1) or CM (Baseline 2 and Baseline 3) based on available instantaneous CSI to maximize sum throughput of the cluster. In the simulation, we consider a cellular system with 19 BSs, each has a coverage of 500m. We apply the Urban Macrocell Model in 3GPP with path loss model given by $PL = 34.5 + 35 \log_{10}(r)$, where r (in m) is the distance from the transmitter to the receiver. Each element of the small scale fading channel matrix is $\mathcal{CN}(0, 1)$ distributed. The total BW is 10MHz. We consider Poisson arrival with average arrival rate $\lambda_{b,k}$ (pck/slot). The scheduling slot duration τ is 5ms. The maximum buffer size N_Q is 9 and the mean packet size $\bar{N}_{b,k} = 264$ Kbyte.

Fig. 5 (a) illustrates the average delay per user versus transmit power with $N_t = 4$ and $N_t = 2$ and the maximum cluster size $N_B = 3$. The average delay of all the schemes decreases as the transmit power or the number transmit antenna increases. Observe that the performance of Baseline 1 is inferior to that of Baseline 2 and 3, and this illustrates the gain behind base station cooperations in network MIMO systems. Furthermore, Baseline 3 outperforms Baseline 2, illustrating the benefit of dynamic clustering in network MIMO. Finally, there is significant performance gain of the proposed scheme compared to all baselines. This gain is contributed by the QSI-aware dynamic clustering as well as the *QSIWFA* for power control. Fig. 5 (b) illustrates the average delay versus average transmit power under different maximum cluster size $N_B = 3$ and $N_B = 2$. Similar observations about the performance gain could be made. Table II illustrates the complexity in terms of the CPU time of the baselines and the proposed scheme. It can be

¹¹Without lost of generality, we set reference state $q^I = Q^I = 0$, and initialize the $\tilde{V}_{n,(b,k)}^0(q^I) = 0, \forall n, b, k$.

seen that the the proposed scheme can achieve significant performance gain with reasonable complexity compared with the complexity of the baselines.

Fig. 6 illustrates the average delay versus per user loading (average arrival rate $\lambda_{b,k}$) at transmit power of $\bar{P}_b = 30$ dbm and number of MS per BS $K = 1, 2$. The proposed scheme achieved significant gain over all the baselines across a wide range of input loading.

Fig. 7 illustrates the convergence property of the proposed online learning algorithm for estimating the *Compact Per-cluster Per-user Potential Functions* $\{\tilde{V}_{n,(b,k)}^t\}$. We plot the transient of potential function versus slot index at a transmit power $\bar{P}_b = 30$ dbm. It can be observed that the proposed distributive learning algorithm converges quite fast. The average delay corresponding to the the 500-th scheduling slot is 2.4069 pck, which is quite close to the optimal delay and is much smaller than the other baselines.

VII. SUMMARY

In this paper, we propose a two-timescale delay-optimal dynamic clustering and power allocation design for the downlink network MIMO systems. We show that the delay-optimal control can be formulated as an infinite-horizon average cost CPOMDP and derive an *equivalent Bellman equation* to solve the CPOMDP. To address the distributive requirement and the issue of exponential memory requirement and computational complexity, we propose a novel distributive online learning algorithm performed to estimate the distributive potential functions as well as the LMs. We also show that the proposed distributive online learning algorithm converges almost surely (with probability 1). We formulate the instantaneous power allocation as a *Per-stage QSI-aware Interference Game* played among all the CMs and propose a *QSI-aware Simultaneous Iterative Water-filling Algorithm* (QSIWFA) to achieve the NE. The proposed algorithm achieves significant performance gains over all the baselines due to the QSI-aware dynamic clustering and QSIWFA power control.

APPENDIX

APPENDIX A: PROOF OF LEMMA 1

Given any stationary pattern selection policy Ω_c , by standard MDP techniques, the optimal power allocation policy $\Omega_p(\mathbf{H}, \mathbf{Q})$ can be obtained by solving the following Bellman equation:

$$\theta_{\Omega_c} + V_{\Omega_c}(\mathbf{H}, \mathbf{Q}) = \min_{\Omega_p(\mathbf{H}, \mathbf{Q})} \{g(\gamma, \mathbf{H}, \mathbf{Q}, \Omega_c, \Omega_p) + \sum_{\mathbf{H}', \mathbf{Q}'} \Pr[\mathbf{H}', \mathbf{Q}' | \mathbf{H}, \mathbf{Q}, \Omega_c, \Omega_p] V_{\Omega_c}(\mathbf{H}', \mathbf{Q}')\}$$

$$\begin{aligned}
& \stackrel{(a)}{=} \min_{\Omega_p(\mathbf{H}, \mathbf{Q})} \{g(\gamma, \mathbf{H}, \mathbf{Q}, \Omega_c, \Omega_p) + \sum_{\mathbf{Q}'} \Pr[\mathbf{Q}' | \mathbf{H}, \mathbf{Q}, \Omega_c, \Omega_p] \sum_{\mathbf{H}'} \Pr[\mathbf{H}'] V_{\Omega_c}(\mathbf{H}', \mathbf{Q}')\} \\
& \stackrel{(b)}{\Rightarrow} \mathbb{E}[\theta + V(\mathbf{H}, \mathbf{Q}) | \mathbf{Q}] = \mathbb{E} \left[\min_{\Omega_p(\mathbf{H}, \mathbf{Q})} \{g(\gamma, \mathbf{H}, \mathbf{Q}, \Omega_c, \Omega_p) + \sum_{\mathbf{Q}'} \Pr[\mathbf{Q}' | \mathbf{H}, \mathbf{Q}, \Omega_c, \Omega_p] \sum_{\mathbf{H}'} \Pr[\mathbf{H}'] V(\mathbf{H}', \mathbf{Q}')\} \middle| \mathbf{Q} \right], \forall \mathbf{Q}
\end{aligned}$$

where $\{V_{\Omega_c}(\mathbf{H}, \mathbf{Q})\}$ are the associated potential functions, (a) is due to (6) and (b) is obtained by taking conditional expectation (average over \mathbf{H} conditioned on \mathbf{Q}) on both sides, due to the i.i.d. assumption on GCSI \mathbf{H} in Assumption 1. The optimal Ω_c can be obtained by solving the following Bellman equation:

$$\mathbb{E}[\theta + V(\mathbf{H}, \mathbf{Q}) | \mathbf{Q}] = \min_{\Omega_c(\mathbf{Q})} \mathbb{E} \left[\min_{\Omega_p(\mathbf{H}, \mathbf{Q})} \{g(\gamma, \mathbf{H}, \mathbf{Q}, \Omega_c, \Omega_p) + \sum_{\mathbf{Q}'} \Pr[\mathbf{Q}' | \mathbf{H}, \mathbf{Q}, \Omega_c, \Omega_p] \sum_{\mathbf{H}'} \Pr[\mathbf{H}'] V(\mathbf{H}', \mathbf{Q}')\} \middle| \mathbf{Q} \right], \forall \mathbf{Q}$$

where $\{V(\mathbf{H}, \mathbf{Q})\}$ are the associated potential functions. Define $\bar{V}(\mathbf{Q}) = \mathbb{E}[V(\mathbf{H}, \mathbf{Q}) | \mathbf{Q}]$, we can obtain the equivalent Bellman equation:

$$\begin{aligned}
\theta + \bar{V}(\mathbf{Q}) &= \min_{\Omega_c(\mathbf{Q})} \mathbb{E} \left[\min_{\Omega_p(\mathbf{H}, \mathbf{Q})} \{g(\gamma, \mathbf{H}, \mathbf{Q}, \Omega_c, \Omega_p) + \sum_{\mathbf{Q}'} \Pr[\mathbf{Q}' | \mathbf{H}, \mathbf{Q}, \Omega_c, \Omega_p] \bar{V}(\mathbf{Q}')\} \middle| \mathbf{Q} \right] \\
&\stackrel{(c)}{=} \min_{\Omega_c(\mathbf{Q}), \Omega_p(\mathbf{Q})} \{\bar{g}(\gamma, \mathbf{Q}, \Omega_c, \Omega_p) + \sum_{\mathbf{Q}'} \Pr[\mathbf{Q}' | \mathbf{Q}, \Omega_c, \Omega_p] \bar{V}(\mathbf{Q}')\}, \quad \forall \mathbf{Q}
\end{aligned} \tag{36}$$

where (c) is due to the definition of “conditional action sets” in Definition 2. Let $\Omega^* = (\Omega_c^*, \Omega_p^*)$ denote the optimal control policy minimizing R.H.S. of (36) at any state \mathbf{Q} , and $\theta = L_\beta^*(\gamma) = \inf_{\Omega} L_\beta(\Omega, \gamma)$ is the optimal average cost per stage. By Definition 2, we have the associated original control policy $\Omega^*(\chi) = (\Omega_c^*(\mathbf{Q}), \Omega_p^*(\chi))$, which solves Problem 1 and hence, θ is also the optimal average cost per stage of Problem 1. Due to the discrete nature of pattern selection, we introduce the *Pattern Selection Q-factor* $\mathbb{Q}(\mathbf{Q}, C)$ ($\forall C \in \mathcal{C}, \forall \mathbf{Q}$) to facilitate the pattern selection, which is defined as

$$\begin{aligned}
\mathbb{Q}(\mathbf{Q}, C) &\triangleq \min_{\Omega_p(\mathbf{Q})} \left\{ \bar{g}(\gamma, \mathbf{Q}, C, \Omega_p(\mathbf{Q})) + \sum_{\mathbf{Q}'} \Pr[\mathbf{Q}' | \mathbf{Q}, C, \Omega_p(\mathbf{Q})] \bar{V}(\mathbf{Q}') \right\} - \theta \\
&\stackrel{(d)}{=} \mathbb{E} \left[A \min_{\Omega_p(\mathbf{H}, \mathbf{Q})} \{g(\gamma, (\mathbf{H}, \mathbf{Q}), C, \Omega_p(\mathbf{H}, \mathbf{Q})) + \sum_{\mathbf{Q}'} \Pr[\mathbf{Q}' | (\mathbf{H}, \mathbf{Q}), C, \Omega_p(\mathbf{H}, \mathbf{Q})] \bar{V}(\mathbf{Q}')\} \middle| \mathbf{Q} \right] - \theta \\
&= \text{R.H.S. of (11)}
\end{aligned} \tag{37}$$

where (d) is due to Definition 2. Therefore, $\bar{V}(\mathbf{Q}) = \min_C \mathbb{Q}(\mathbf{Q}, C)$, $\Omega_c^*(\mathbf{Q}) = \arg \min_C \mathbb{Q}(\mathbf{Q}, C)$ and $\{\mathbb{Q}(\mathbf{Q}, C)\}$ satisfies (11).

APPENDIX B: PROOF OF LEMMA 2

Since the *per-cluster potential* function $\{\bar{V}_n^t(\mathbf{Q}_n)\}$ of each queue state \mathbf{Q}_n is updated comparably often [?], the only difference between the synchronous and asynchronous update is that the resultant ODE of the asynchronous update is a time-scaled version of the synchronous update [?], which does not

affect the convergence behavior. Therefore, we consider the convergence of related synchronous version in the following. In the following proof, we shall use i ($1 \leq i \leq I_{Q_n}$) instead of \mathbf{Q}_n^i for simplicity. since γ_n is quasi-static over the timescale I, we shall omit γ_n in the arguments of the function $\mathbf{T}_n(\cdot)$.

We shall first show the convergence of the martingale noise in (17). Let \mathbb{E}_t and \Pr_t denote the expectation and probability conditioned on the σ -algebra \mathcal{F}_t , generated by $\{\bar{\mathbf{V}}_n^0, \mathbf{Y}_n^k, k \leq t\}$. Define $S_n^t(i) \triangleq \mathbb{E}_t(Y_n^t(i)) = T_{n,i}(\bar{\mathbf{V}}_n^t) - \bar{V}_n^t(i) - T_{n,I}(\bar{\mathbf{V}}_n^t) - \bar{V}_n^t(I)$, where $Y_n^t(i)$ is the noise corrupted observation of $S_n^t(i)$ given in (17). Define $\delta M_n^t(i) = Y_n^t(i) - \mathbb{E}_t[Y_n^t(i)]$, which is the martingale difference noise with property that $\mathbb{E}_t[\delta M_n^t(i)] = 0$ and $\mathbb{E}[\delta M_n^t(i)\delta M_n^{t'}(i)] = 0, \forall t \neq t'$. For some k , define $M_n^t(i) = \sum_{l=k}^t \epsilon_l^v \delta M_n^l(i)$. Thus, from (34), we have

$$\bar{V}_n^{t+1}(i) = \bar{V}_n^t(i) + \epsilon_t^v [S_n^t(i) + \delta M_n^t(i)] = \bar{V}_n^k(i) + \sum_{l=k}^t \epsilon_l^v S_n^l(i) + M_n^t(i) \quad (38)$$

Since $\mathbb{E}_t[M_n^t(i)] = M_n^{t-1}(i)$, $\{M_n^t(i)\}$ is a martingale sequence. By Kolmogorov's inequality, we have $\Pr_k\{\sup_{k \leq l \leq t} |M_n^l(i)| \geq \lambda\} \leq \frac{\mathbb{E}_k[|\delta M_n^t(i)|^2]}{\lambda^2} \leq \overline{\delta M_n}$. By the boundedness assumption of $\delta M_n^t(i)$ ($\forall t, i$) and the property of the martingale difference noise as well as the condition on the stepsize sequence in (19), we have $\mathbb{E}_k[|M_n^t(i)|^2] = \mathbb{E}_k[\sum_{l=k}^t \epsilon_l^v \delta M_n^l(i)]^2 = \sum_{l=k}^t \mathbb{E}_k[(\epsilon_l^v)^2 (\delta M_n^l(i))^2] \leq \overline{\delta M_n} \sum_{l=k}^t (\epsilon_l^v)^2 \Rightarrow \lim_{k \rightarrow \infty} \Pr_k \sup_{k \leq l \leq t} |M_n^l(i)| \geq \lambda = 0$. Thus, as $k \rightarrow \infty$, (38) goes to $\bar{V}_n^{t+1}(i) = \bar{V}_n^k(i) + \sum_{l=k}^t \epsilon_l^v S_n^l(i)$ with probability 1. The vector form of update is given by:

$$\bar{\mathbf{V}}_n^{t+1} = \bar{\mathbf{V}}_n^k + \sum_{l=k}^t \epsilon_l^v [\mathbf{T}(\bar{\mathbf{V}}_n^l) - \bar{\mathbf{V}}_n^l - (T_{n,I}(\bar{\mathbf{V}}_n^l) - \bar{V}_n^l(I))\mathbf{e}] \quad (39)$$

Next, we shall show the convergence of (39) after the Martingale noise are averaged out. Let Ω_t^* denote the optimal control action attaining the minimum in $\mathbf{T}_n(\mathbf{V}_n^t)$. Let $\bar{\mathbf{g}}_n^t$ and \mathbf{P}_n^t denote the conditional per-stage reward vector and conditional average transition probability matrix under Ω_t^* . Denote $w^t = T_{n,I}(\bar{\mathbf{V}}_n^t) - \bar{V}_n^t(I)$, we have

$$\begin{aligned} S_n^t &= \bar{\mathbf{g}}_n^t + \mathbf{P}_n^t \bar{\mathbf{V}}_n^t - \bar{\mathbf{V}}_n^t - w^t \mathbf{e} \leq \bar{\mathbf{g}}_n^{t-1} + \mathbf{P}_n^{t-1} \bar{\mathbf{V}}_n^t - \bar{\mathbf{V}}_n^t - w^t \mathbf{e} \\ S_n^{t-1} &= \bar{\mathbf{g}}_n^{t-1} + \mathbf{P}_n^{t-1} \bar{\mathbf{V}}_n^{t-1} - \bar{\mathbf{V}}_n^{t-1} - w^{t-1} \mathbf{e} \leq \bar{\mathbf{g}}_{\Omega_t} + \mathbf{P}_n^t \bar{\mathbf{V}}_n^{t-1} - \bar{\mathbf{V}}_n^{t-1} - w^{t-1} \mathbf{e} \\ &\stackrel{\text{by iterating}}{\Rightarrow} \mathbf{A}_n^{t-1} \dots \mathbf{A}_n^{t-m} S_n^{t-m} - C_1(w^t - w^{t-m})\mathbf{e} \leq S_n^t \leq \mathbf{B}_n^{t-1} \dots \mathbf{B}_n^{t-m} S_n^{t-m} - C_1(w^t - w^{t-m})\mathbf{e} \end{aligned}$$

where C_1 is some constant. Since $S_n^t(I) = 0, \forall t$, by the assumption in (21), we have

$$\begin{aligned} (1 - \delta) \min_{i'} S_n^{t-m}(i') - C_1(w^t - w^{t-m}) &\leq S_n^t(i) \leq (1 - \delta) \max_{i'} S_n^{t-m}(i') - C_1(w^t - w^{t-m}) \quad \forall i \\ &\Rightarrow \begin{cases} \min_{i'} S_n^t(i') \geq (1 - \delta) \min_{i'} S_n^{t-m}(i') - C_1(w^t - w^{t-m}) \\ \max_{i'} S_n^t(i') \leq (1 - \delta) \max_{i'} S_n^{t-m}(i') - C_1(w^t - w^{t-m}) \end{cases} \end{aligned}$$

Therefore $\max_{i'} S_n^t(i') - \min_{i'} S_n^t(i') \leq (1 - \delta) (\max_{i'} S_n^{t-m}(i') - \min_{i'} S_n^{t-m}(i')) \Rightarrow \max_{i'} S_n^t(i') - \min_{i'} S_n^t(i') \leq \phi_k \prod_{l=1}^{\lfloor \frac{t-k}{m} \rfloor} (1 - \delta_{k+lm})$, where $\phi_k > 0$. Since $S_n^t(I) = 0$, we have $\max_{i'} S_n^t(i') \geq 0$ and $\min_{i'} S_n^t(i') \leq 0$. Thus, $\forall i$, we have $|S_n^t(i)| \leq \max_{i'} S_n^t(i') - \min_{i'} S_n^t(i') \leq \phi_k \prod_{l=1}^{\lfloor \frac{t-k}{m} \rfloor} (1 - \delta_{k+lm})$. Therefore, as $t \rightarrow \infty$, $S_n^t \rightarrow 0$, i.e. $\bar{\mathbf{V}}_n^\infty$ satisfies the fixed point equation (22). $\bar{\mathbf{V}}_n^\infty$ is the potential vector, which is up to an constant vector [5]. However, due to the property that $S_n^t(I) = 0 \forall t \Rightarrow \bar{\mathbf{V}}_n^t(I) = \bar{\mathbf{V}}_n^0(I) \forall t$, we have the convergence of the potential vector $\bar{\mathbf{V}}_n^\infty = \lim_{t \rightarrow \infty} \bar{\mathbf{V}}_n^t$.

APPENDIX C: PROOF OF LEMMA 3

Due to the two time scale separation, the primal update of the *per-cluster per-user potential* can be regarded as converged to $\bar{\mathbf{V}}_n^\infty$ w.r.t the LMs $\{\gamma_b^t\}$ at t -th slot. [16]. Using standard stochastic approximation theorem [15], the dynamics of the LM γ_b for BS b ($\forall b \in \mathcal{B}$) update equation in (18) can be represented by the following ODE:

$$\dot{\gamma}_b(t) = \mathbb{E}^{(\Omega_c^*(\gamma(t)), \Omega_p^*(\gamma(t)))} [P_b(t) - \bar{P}_b], \quad \forall b \in \mathcal{B} \quad (40)$$

where $\Omega_c^*(\gamma(t))$ is the converged policy in (16), $\Omega_p^*(\gamma(t))$ is the converged policy minimizing the R.H.S. of (13) for each cluster n , and $\mathbb{E}^{(\Omega_c^*(\gamma(t)), \Omega_p^*(\gamma(t)))}[\cdot]$ denotes the expectation w.r.t the measure induced by $(\Omega_c^*(\gamma(t)), \Omega_p^*(\gamma(t)))$. Define $G(\gamma) = \mathbb{E}^{(\Omega_c^*(\gamma), \Omega_p^*(\gamma))} [\sum_{\omega_n \in C} \bar{g}_n(\gamma_n, \mathbf{Q}_n^i, \Omega_{\mathbf{p}_n}^*(\mathbf{Q}_n^i))]$, where $\Omega_p^*(\gamma) = \arg \min_{\Omega_p(\gamma)} \mathbb{E}^{(\Omega_c^*(\gamma), \Omega_p(\gamma))} [\sum_{\omega_n \in C} \bar{g}_n(\gamma_n, \mathbf{Q}_n^i, \Omega_{\mathbf{p}_n}(\mathbf{Q}_n^i))]$. Since clustering pattern selection policy is discrete, we have $\Omega_c^*(\gamma) = \Omega_c^*(\gamma + \delta_\gamma)$. Hence, by chain rule, we have $\frac{\partial G}{\partial \gamma_b} = \sum_{b', k} \frac{\partial G}{\partial p_{b', k}} \frac{\partial p_{b', k}}{\partial \gamma_b} + \mathbb{E}^{(\Omega_c^*(\gamma), \Omega_p^*(\gamma))} [P_b(t) - \bar{P}_b]$. Since $\Omega_p^*(\gamma) = \arg \min_{\Omega_p(\gamma)} \mathbb{E}^{(\Omega_c^*(\gamma), \Omega_p(\gamma))} [\sum_{\omega_n \in C} \bar{g}_n(\gamma_n, \mathbf{Q}_n^i, \Omega_{\mathbf{p}_n}(\mathbf{Q}_n^i))]$, we have $\frac{\partial G}{\partial \gamma_b} = 0 + \mathbb{E}^{(\Omega_c^*(\gamma), \Omega_p^*(\gamma))} [P_b - \bar{P}_b] = \dot{\gamma}_b(t)$. Therefore, we show that the ODE in (40) can be expressed as $\dot{\gamma}(t) = \nabla G(\gamma(t))$. As a result, the ODE in (40) will converge to $\nabla G(\gamma) = 0$, which corresponds to the per-BS average power constraints in (5).

APPENDIX D: PROOF OF LEMMA 4

Substitute the transition probability in (24) into (13) and then apply standard optimization techniques to minimize the R.H.S. of (13), we can obtain the closed-form optimal power control policy for given CQSI and CCSI: $p_{b,k}(\mathbf{H}_n, \mathbf{Q}_n) = \left(\frac{\frac{\tau}{N_{b,k}} \Delta_{b,k} \bar{V}_n(\mathbf{Q}_n)}{\sum_{b' \in \omega_n} \gamma^{b'} \|\mathbf{w}_{(b,k), b'}\|^2} - (1 + \hat{I}_{n,(b,k)}) \right)^+$, where $\Delta_{b,k} \bar{V}_n(\mathbf{Q}_n) = \bar{V}_n(\mathbf{Q}_n) - \bar{V}_n([\mathbf{Q}_n - \mathbf{e}_{b,k}]^+)$. Similarly, substitute the transition probability in (26) into (25) and then apply standard optimization techniques to minimize the R.H.S. of (13), we can obtain the closed-form optimal power control policy for given LQSI and CCSI: $p_{b,k}(\mathbf{H}_n, Q) = \left(\frac{\frac{\tau}{N_{b,k}} \Delta \bar{V}_{n,(b,k)}(Q)}{\sum_{b' \in \omega_n} \gamma^{b'} \|\mathbf{w}_{(b,k), b'}\|^2} - (1 + \hat{I}_{n,(b,k)}) \right)^+$, where $\Delta \bar{V}_{n,(b,k)}(Q) = \bar{V}_{n,(b,k)}(Q) - \bar{V}_{n,(b,k)}([Q - 1]^+)$.

Solution of Bellman equation in (13) can be obtained by offline relative value iteration [5]. Without loss of generality, we set $\mathbf{Q}_n^I = \mathbf{0}$ as the reference state. Hence, we have normalizing equation $\bar{V}_n^l(\mathbf{Q}_n^I) = 0, \forall l$. Assume $\bar{V}_n^l(\mathbf{Q}_n) = \sum_{b \in \omega_n} \sum_{k \in \mathcal{K}} \bar{V}_{n,(b,k)}^l(Q_{b,k}), \forall l$.

At the $(l-1)$ -th iteration, updating policy by minimizing the R.H.S of (13) is given by $\hat{p}_{b,k}^l(\mathbf{H}_n, Q_{b,k}) = \left(\frac{\tau}{\bar{N}_{b,k}} \Delta \bar{V}_{n,(b,k)}^{l-1}(Q_{b,k}) - 1 \right)^+ \Rightarrow \hat{\mu}_{b,k}^l(\mathbf{H}_n, Q_{b,k}) = \mathbb{E}[\log(1 + \hat{p}_{b,k}^l) | \mathbf{H}_n, Q_{b,k}] / \bar{N}_{b,k}$, where $\hat{\mu}_{b,k}^l(\mathbf{H}_n, Q_{b,k})$ is the mean departure rate, and $\Delta \bar{V}_{n,(b,k)}^l(Q_{b,k}) = V_{n,(b,k)}^l(Q_{b,k}) - V_{n,(b,k)}^l([Q_{b,k} - 1]^+)$ is the potential increment for the MS (b, k) 's queue.

At the l -th iteration, we determine the potential $\bar{V}_n^l(\mathbf{Q}_n)$ and θ_n^l by solving the normalizing equation $\bar{V}_n^l(\mathbf{Q}_n^I) = 0$ together with $I_{Q_n} = (N_Q + 1)^{K|\omega_n|}$ fixed point equations in (13), which is given by $\theta_{n,(b,k)}^l = \sum_{b \in \omega_n} \sum_{k \in \mathcal{K}} \theta_{n,(b,k)}^l$ with

$$\theta_{n,(b,k)}^l = \left(\bar{g}_{n,(b,k)}(\gamma_n, Q_{b,k}, \hat{p}_{b,k}^l(Q_{b,k})) + \lambda_{b,k} \tau \Delta \bar{V}_{n,(b,k)}^l(\min\{Q_{b,k} + 1, N_Q\}) - \bar{\mu}_{b,k}^l(Q_{b,k}) \tau \Delta \bar{V}_{n,(b,k)}^l(Q_{b,k}) \right) \quad (41)$$

where $\bar{g}_{n,(b,k)}$ is obtained by applying interchange order of double summation over b and b' of \bar{g}_n in (14) and decompose it into per-cluster per-user $\bar{g}_{n,(b,k)} \cdot \bar{\mu}_{b,k}^l(Q_{b,k}^i) = E[\hat{\mu}_{b,k}^l(\mathbf{H}_n, Q_{b,k}^i) | Q_{b,k}^i]$. There are I_{Q_n} joint $\mathbf{Q}_n = (Q_{(b,k)})_{b \in \omega_n, k \in \mathcal{K}}$ states, but there are only $N_Q + 1$ states for $Q_{b,k} \forall b \in \omega_n, k$. Hence, in the original I_{Q_n} fixed-point equations (41), there are only $N_Q + 1$ independent fixed-point equations for each MS (b, k) in (41). In addition, set $\bar{V}_{n,(b,k)}^l(0) = 0, \forall b, k$ as the individual normalizing equation, which also satisfies $\bar{V}_n^l(\mathbf{Q}_n^I) = \sum_{b \in \omega_n} \sum_k \bar{V}_{n,(b,k)}^l(0) = 0$. Hence, in the l -th iteration, we can obtain $\{\bar{V}_{n,(b,k)}^l(Q_{b,k}), \theta_{n,(b,k)}^l\}$ by solving each MS's equivalent Bellman equation in (41). Accordingly, $\{\bar{V}_n^l(\mathbf{Q}_n), \theta_n^l\}$ is the solution for the original I_{Q_n} fixed-point equations (41), where $\bar{V}_n^l(\mathbf{Q}_n) = \sum_{b \in \omega_n} \sum_k \bar{V}_{n,(b,k)}^l(Q_{b,k})$ and $\theta_n^l = \sum_{b \in \omega_n} \sum_k \theta_{n,(b,k)}^l$.

Continue the iteration until the optimal policy converges. We obtain $\{\bar{V}_{n,(b,k)}(Q_{b,k}), \theta_{n,(b,k)}\}$, and $\{\bar{V}_n(\mathbf{Q}_n), \theta_n\}$ as a solution of (25) and (13), respectively.

APPENDIX E: PROOF OF LEMMA 5

The inter-cell interference power $I_{n,(b,k)}$ is given as $I_{n,(b,k)} = \sum_{\substack{b' \in \omega_{n'} \\ n' \neq n}} \sum_{b'' \in \omega_{n'}, k'' \in \mathcal{K}} |\mathbf{h}_{(b,k),b'} \mathbf{w}_{(b'',k''),b'}|^2 p_{b'',k''}$, since the projection of $(\cdot)^+$ is non-expansive [?], for any two power allocation vector $\mathbf{p}_{(1)}, \mathbf{p}_{(2)} \in \mathbb{R}_+^{BK}$,

$$|W F_{n,(b,k)}(\mathbf{p}_{(1)}) - W F_{n,(b,k)}(\mathbf{p}_{(2)})| \leq \sum_{\substack{b' \in \omega_{n'} \\ n' \neq n}} \sum_{\substack{b'' \in \omega_{n'} \\ k'' \in \mathcal{K}}} |\mathbf{h}_{(b,k),b'} \mathbf{w}_{(b'',k''),b'}|^2 \cdot |p_{b'',k''(1)} - p_{b'',k''(2)}|, \quad \forall b \in \mathcal{B}, k \in \mathcal{K}$$

put the above inequality in vector form we have $\|\mathbf{WF}(\mathbf{p}_{(1)}) - \mathbf{WF}(\mathbf{p}_{(2)})\| \leq \|\mathbf{S} \cdot (\mathbf{p}_{(1)} - \mathbf{p}_{(2)})\|$, with the matrix \mathbf{S} defined in (32). With the weighted maximum norm $\|\cdot\|_{\infty, \text{vec}}^u$ and $\|\cdot\|_{\infty, \text{mat}}^u$ defined above,

$\forall \mathbf{p}_{(1)}, \mathbf{p}_{(2)} \in \mathbb{R}_+^{BK}$ and $\forall \mathbf{u} \in \mathbb{R}_+^{BK}$ we have $\|\mathbf{WF}(\mathbf{p}_{(1)}) - \mathbf{WF}(\mathbf{p}_{(2)})\|_{\infty, \text{vec}}^{\mathbf{u}} \leq \|\mathbf{S} \cdot (\mathbf{p}_{(1)} - \mathbf{p}_{(2)})\|_{\infty, \text{vec}}^{\mathbf{u}} \leq \|\mathbf{S}\|_{\infty, \text{mat}}^{\mathbf{u}} \|\mathbf{p}_{(1)} - \mathbf{p}_{(2)}\|_{\infty, \text{vec}}^{\mathbf{u}}$, which is a contraction of the mapping \mathbf{WF} , if $\|\mathbf{S}\|_{\infty, \text{mat}}^{\mathbf{u}} < 1$ is satisfied. By the theorem on convergence of contracting iterations [?], we can prove the existence and uniqueness of NE.

REFERENCES

- [1] F. Boccardi and H. Huang, “Limited downlink network coordination in cellular networks,” in *IEEE International Symposium on Personal, Indoor and Mobile Radio Communications (PIMRC)*, Athens, Greece, Sep. 2007, pp. 1–5.
- [2] J. Zhang, R. Chen, J. G. Andrews, A. Ghosh, and R. W. Heath, “Networked MIMO with clustered linear precoding,” *IEEE J. TCOM*, vol. 8, no. 4, pp. 1910–1921, Apr. 2009.
- [3] F. Boccardi, H. Huang, and A. Alexiou, “Network MIMO with reduced backhaul requirements by mac coordination,” in *Asilomar Conference on Signals, Systems and Computers (ACSSC)*, California, USA, Oct. 2008, pp. 1125–1129.
- [4] A. Papadogiannis, D. Gesbert, and E. Hardouin, “A dynamic clustering approach in wireless networks with multi-cell cooperative processing,” in *IEEE Int. Conf. on Commun. (ICC)*, Beijing, China, May 2008, pp. 4033–4037.
- [5] D. P. Bertsekas, *Dynamic Programming and Optimal Control*, 3rd ed. Massachusetts: Athena Scientific, 2007.
- [6] W. B. Powell, *Approximate dynamic programming: solving the curses of dimensionality*, 1st ed. United Kingdom: Wiley-Interscience, 2007.
- [7] D. P. Palomar and M. Chiang, “A tutorial on decomposition methods for network utility maximization,” *IEEE J. Sel. Areas Commun.*, vol. 24, no. 8, pp. 1439 – 1451, Aug. 2006.
- [8] J. Tsitsiklis, “Np-hardness of checking the unichain condition in average cost mdps,” *Operations Research Letters*, vol. 35, no. 3, pp. 319–323, May 2007.
- [9] V.S.Borkar, “An actor-critic algorithm for constrained markov decision processes,” in *Systems Control Lett.* 54, 2005, pp. 207–213.
- [10] S. Boyd and L. Vandenberghe, *Convex Optimization*. Cambrige UK: Cambrige Univ. Press, 2004.
- [11] Y. Cui, Q. Huang, and V. K. N. Lau, *Queue-Aware Dynamic Clustering and Power Allocation for Network MIMO Systems via Distributive Stochastic Learning*, full version. [Online]. Available: <http://arxiv.org/abs/1006.3919>
- [12] D. Bertsekas and J. Tsitsiklis, *Neuro-dynamic programming: an overview*, 2002.
- [13] X. R. Cao, *Stochastic Learning and Optimization: A Sensitivity-Based Approach*, 1st ed. New York: Springer, 2007.
- [14] J. Abounadi, D. Bertsekas, and V. S. Borkar, “Learning algorithms for markov decision processes with average cost,” *SIAM Journal on Control and Optimization*, vol. 40, no. 3, pp. 681–698, 2001.
- [15] V. S. Borkar, *Stochastic Approximation: A Dynamical Systems Viewpoints*, 1st ed. United Kingdom: Cambridge University Press, 2008, ch. 6.
- [16] V.S.Borkar, “Stochastic approximation with two time scales,” in *Systems Control Lett.* 29, 1997, pp. 291–294.
- [17] G. Scutari, D. P. Palomar, and S. Barbarossa, “Competitive design of multiuser MIMO systems based on game theory: A unified view,” *IEEE J. Sel. Areas Commun.*, vol. 26, no. 7, Sep. 2008.
- [18] J. N. Tsitsiklis and B. V. Roy, “Feature-based methods for large scale dynamic programming,” *Machine Learning*, vol. 22, Mar. 1996.

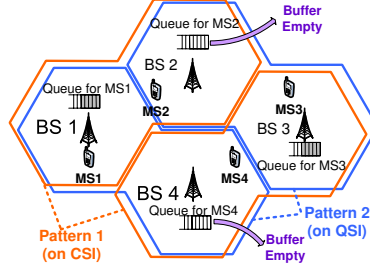


Fig. 1. Motivating Example of the advantage of QSI-based Clustering versus traditional CSI-based Clustering in Network MIMO Systems. For example, CSI-based clustering will always choose Clustering Pattern 1 (Red). This will create an interference profile in favor of MS2 and MS4 regardless of the queue state in MS2 and MS4. When the queues of MS2 and MS4 are empty, Clustering Pattern 1 will no longer be a good choice. On the contrary, the QSI-based clustering method will choose between Clustering Pattern 1 (red) and Clustering Pattern 2 (Blue) based on the queue states of the mobiles. As a result, it could dynamically creates a favorable interference profile to selected mobiles based on their queue states.

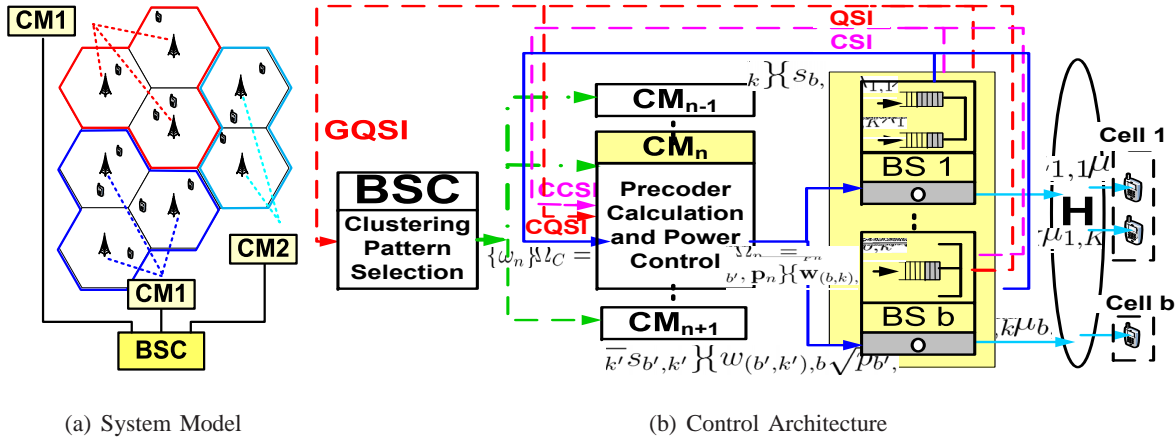


Fig. 2. System model and control architecture of network MIMO systems. The dotted lines and solid lines on Fig 2. (b) denote the control path and data path, respectively.

Scheme	CPU Time (s)
BL1: FCA	0.2218e-004
BL2: Static Clustering (on CSI)	1.9098e-004
BL3: Greedy Dynamic Clustering (on CSI)	0.0012
Proposed Queue-aware Dynamic Clustering	0.0094

TABLE II

Running time complexity of the baselines and the proposed scheme. The number of cells $B = 19$, the maximum cluster size $N_B = 3$, the number of MSs per BS $K = 1$, the number of antenna per-BS $N_t = 4$, the average arrival rate $\lambda_{b,k} = 10$ pck/slot and the resolution level $d = 3$.

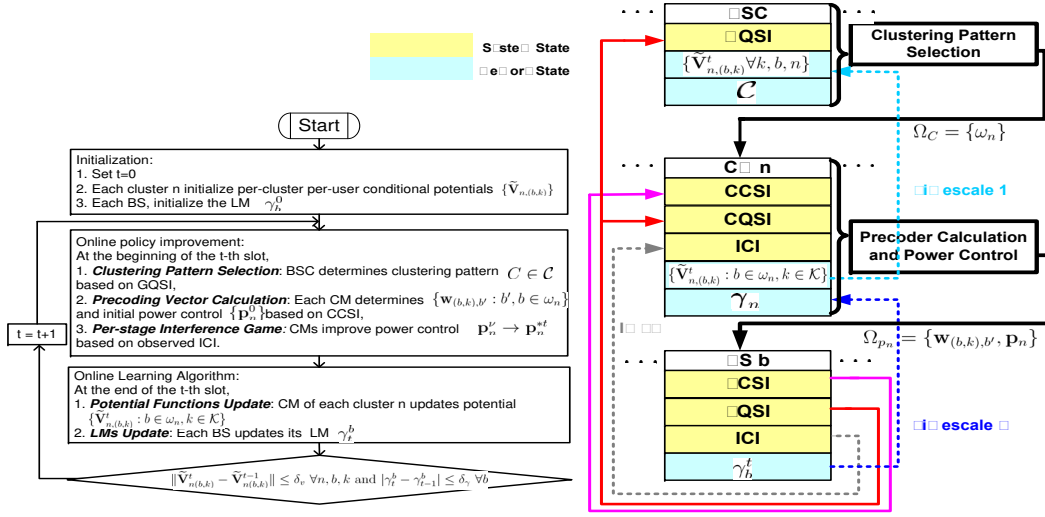


Fig. 3. Algorithm Flow of the Proposed Online Distributive Primal-Dual Learning Algorithm with Per-stage QSI-aware Interference Game and Simultaneous Updates on Potential Functions and LMs.

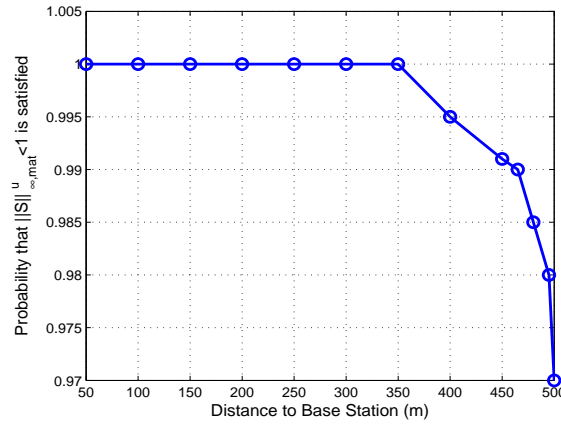
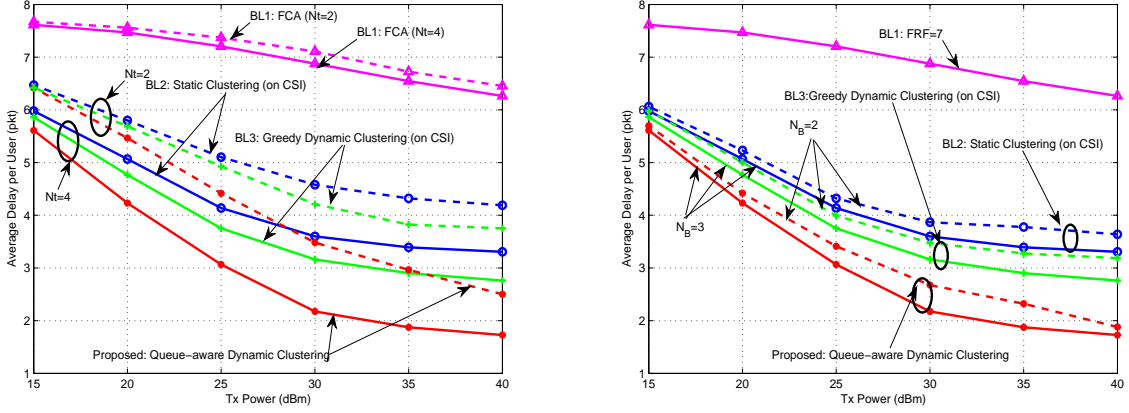


Fig. 4. Probability that condition $\|S\|_{\infty,mat}^u < 1$ is satisfied versus user location. The number of cells $B = 19$, the number of MSs per cell $K = 1$, the maximum cluster size $N_B = 3$, the number of transmit antennas $N_t = 4$.



(a) Average delay per user versus transmit power at the number of antenna per-BS $N_t = 4, 2$ and the maximum cluster size $N_B = 3$. (b) Average delay per user versus transmit power at the maximum cluster size $N_B = 3, 4$ and the number of antenna per-BS $N_t = 4$.

Fig. 5. Average delay per user versus transmit power. The number of MSs per BS $K = 1$, the average arrival rate $\lambda_{b,k} = 10$ pck/slot and the resolution level $d = 3$.

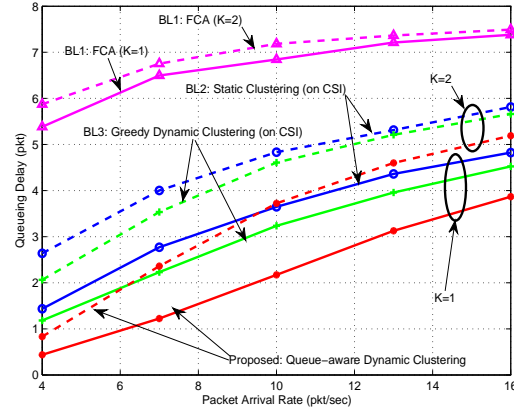


Fig. 6. Average delay per user versus per-user loading (average arrival rate $\lambda_{b,k}$) at the number of MSs per BS $K = 1$ and $K = 2$ at the transmit power $\bar{P}_b = 35$ dbm. The maximum cluster size $N_B = 3$, the number of transmit antenna at each BS $N_t = 4$, and the resolution level $d = 3$.

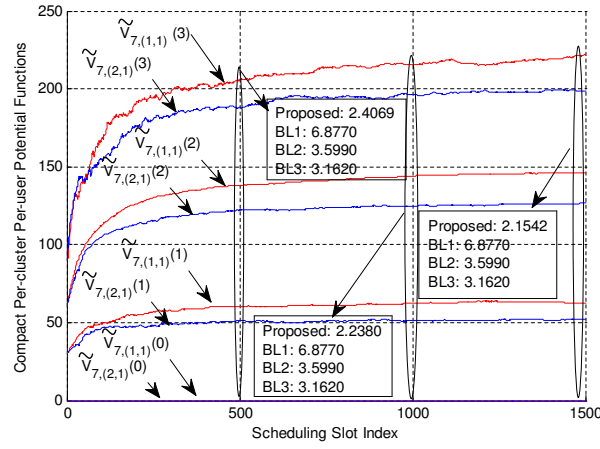


Fig. 7. Convergence property of the proposed distributive stochastic learning algorithm via stochastic approximation. The transmit power $\bar{P}_b = 35$ dbm, the maximum cluster size $N_B = 3$, the number of transmit antenna at each BS $N_t = 4$, the number of MSs per BS $K = 1$ and the resolution level $d = 3$. The figure illustrates instantaneous per-cluster potential function values versus instantaneous slot index. The boxes indicated the mean delay of various schemes at three selected slot indices.