

Adaptive hierarchic transformations for dynamically p -enriched slope-limiting over discontinuous Galerkin systems of generalized equations

C. Michoski[†], C. Mirabito, C. Dawson,

*Institute for Computational Engineering and Sciences (ICES), Computational Hydraulics Group (CHG)
University of Texas at Austin, Austin, TX, 78712*

E. J. Kubatko,

*Department of Civil and Environmental Engineering and Geodetic Science
The Ohio State University, Columbus, OH, 43210*

D. Wirasaet, J. J. Westerink

*Computational Hydraulics Laboratory, Department of Civil Engineering and Geological Sciences
University of Notre Dame, Notre Dame, IN, 46556*

Abstract

We study a family of generalized slope limiters in two dimensions for Runge-Kutta discontinuous Galerkin (RKDG) solutions of advection–diffusion systems. We analyze the numerical behavior of these limiters applied to a pair of model problems, comparing the error of the approximate solutions, and discuss each limiter’s advantages and disadvantages. We then introduce a series of coupled p -enrichment schemes that may be used as standalone dynamic p -enrichment strategies, or may be augmented via any in the family of variable-in- p slope limiters presented.

Keywords: Discontinuous Galerkin, finite elements, RKDG, strong stability preserving (SSP), total variation diminishing (TVD), adaptive slope limiting, shock capturing, dynamic p -adaptivity, dynamic p -enrichment, error analysis, advective transport, hyperbolic PDE.

Contents

§1 Introduction	2
§2 Advection–diffusion systems in the DG formalism	4

[†]Corresponding author, michoski@ices.utexas.edu

§3 A dynamic-in-p family of slope limiters	8
§3.1 A transformation of basis	8
§3.2 The formal vertex based hierarchical limiters	12
§3.2a On adapted vertex based limiters	16
§3.3 The hierarchical reconstruction via MUSCL or ENO	17
§3.4 On a dynamically adaptive linear restriction	19
§3.5 The hierarchic linear recombination	21
§4 Slope limiting: numerical results	22
§4.1 The rotating half annular crest, cone, and hill solution	22
§4.2 Steady state convective torque	27
§5 Adjoining the dynamic p-enrichment	31
§5.1 A general approach based on local data	31
§6 Conclusion	35
§7 Acknowledgements	35

§1 Introduction

Generally when solving advection-diffusion equations — which are not strictly diffusion dominated — by way of, for example, finite element or finite volume techniques, one observes the presence of spurious oscillations in the solution space often brought about by the existence of shocks in the space of approximate solutions as well as from the presence of sharp and/or discontinuous profiles in the physical domain itself. Such ill-behaved approximate solutions have led to the development of numerous methods designed with the intent to consistently stabilize and “limit” the solution in order to deal with these oscillations, as they are seen to arise quite frequently in common scientific applications. For example, slope limiters are known to be of central importance in storm surge modeling [8, 33] in order to obtain, for example, well-behaved solutions in the presence of complicated free-boundary conditions along adapting shorelines. Limiting regimes are also of substantial importance in quantum hydrodynamic systems [4, 30] and surface wave models [27] where they are used to reduce the oscillations caused by mathematical dispersion terms (*i.e.* nonlinear third order spatial derivative terms) that pervade, for example, tunneling solutions. In fact, slope limiters are of fundamental importance in most applications in standard fluid dynamics, being employed commonly in compressible Navier–Stokes [32], Eulers[42], and magnetofluid [17, 39] applications, not to mention the important role limiters play in the study of radiative transfer [15] and kinetic theory [18]; just to note a handful.

From a numerical perspective, it is clear that one should desire that even shock dominated solutions, like both their smooth and non-limited counterparts, converge in p as $p \nearrow p_{\max}$. However, such convergence is fundamentally coupled to the behavior of the error accumulation with respect to one’s chosen slope limiting methodology, which, it turns out, must operate over a larger number of degrees of freedom, respectively, as p increases. For example, in a hierarchical basis (as shown explicitly below) the degrees of freedom grow nonlinearly as a function of p and each degree of freedom ends up carrying information of potentially pathological (or undesirable) overshoots and

undershoots which have developed over the nascent (or non-limited) solution space. It turns out that this complication introduces a substantial technical difficulty in practice, which many papers on numerical shock capturing [1, 6, 7, 12, 14, 16, 26, 28, 29] tend to avoid addressing directly. Most noteworthy is the observation that slope limiters tend to limit the coefficients in their chosen basis independently of each other, in the sense that each component is adjusted based on semi-localized information about the surrounding solution. It then follows directly that the application of the limiter grows nonlinearly in each timestep as a function of p . Since a limiter *de jure* introduces error into the FEM solution space each time it operates on the FEM solution, more applications of it (iteratively) to the solution space should, as a general rule, lead to greater error accumulation as long as the regime applied remains ignorant of the exact solution *a priori*, and assuming the first application always introduces approximately the same amount of error. In fact, this is what we observe in each of our limiters *de facto*. However, we offer an alternative approach to this problem below which is both highly efficient and consistent with the more general setting of *hp*-adaptivity.

It perhaps comes as no surprise that the same type of complications do not arise with respect to the mesh size h . That is, the convergence in h as $h \searrow h_{\max}$ tends to arise as a natural consequence of the usual h convergence, where convergence seems essentially guaranteed in most reasonable limiting regimes, while the order of convergence most certainly is not [28]. This issue raises another subtle technical difficulty which we will not address directly in this paper, but will simply underscore its importance when it arises.

Another important technicality pertaining to computational efficiency arises with respect to the CourantFriedrichsLewy (CFL) condition, which presents a relevant and often times substantial restriction on the computational well-posedness of the solution as it relates to the convergence of the projection of the solution onto a polynomial basis. In this setting the temporal discretization is (partially) bounded from above by the spatial discretization. That is, in order to reach a higher accuracy at fixed h one must project onto a higher order polynomial basis in p , thus reducing the admissible timestep Δt of the scheme — which obeys an inverse relation by virtue of the CFL condition: $\Delta t \propto 1/p$ as discussed in [38].

Since this p dependence on the solution accuracy runs counter to the CFL restriction in a practical computational sense, substantial effort has been invested in developing smart schemes which in some way are able to “sense” the appropriate place (*e.g.* $\mathbf{x} \in \Omega$) within the solution domain to enrich the polynomial order p , while keeping other areas either unaffected or adaptively de-enriching areas of “less importance;” all in order to substantially improve the computational efficiency of the numerical scheme without ceding notable accuracy in the solution, which we will discuss in detail below. In fact, it is generally theoretically true that when one couples adaptive h -refinement to p -enrichment (*i.e.* *hp*-adaptivity) an exponential improvement in the convergence scaling of the solution may be obtained [10]. However, dynamic adaptive h -refinement is beyond the current scope of this paper and will be addressed elsewhere.

On the other hand many different schemes have been developed for dynamic p -enrichment of solutions (independent of h -refinement), though many suffer the added complexity of being extremely system (PDE) dependent. The advantage of system dependent regimes is that such schemes often display very close coupling to the physics of the solution (*e.g.* energy methods as discussed in [31]). The disadvantage is, of course, that the scheme is very system dependent and hence whenever a variable is added or changed the entire scheme must be recalculated; which is particularly troublesome for systems of equations which do not have *a priori* integrable energy functionals. Other schemes rely on — in the FEM setting for example — the generalized features

of numerical variational solutions and as a consequence often depend strongly on a relatively large array of user defined constants. These schemes are obviously quite attractive from the meta-application perspective dealing with generalizable systems that display complicated initial-boundary data and many different kinds of systems of PDEs. In this paper we focus on the latter class of solutions, as we are interested in schemes which may apply to a large and generalized class of PDEs, without being bound, *ab initio*, to any one particular system of equations.

More clearly, in the present paper we restrict ourselves to the class of discontinuous Galerkin finite element methods, where the underlying basis is chosen such as to signify a ubiquity of discontinuous solutions – that is, we focus here on shock dominated solutions. In this setting we are interested in the situation where continuously adaptive p -enrichment is coupled to an adapting-in- p slope limiting regime. We view this setting as very attractive, since the discontinuity sensors for p -adaptation schemes are well established [34, 41] to be good sensors for slope limiting methodologies as well, where the p -enrichment leads to stability and efficiency of the scheme while the slope-limiting further stabilizes the presence of spurious oscillations emerging near pathological discontinuities as so approximated to order p .

That is, in §2 we present our generalized setting of: given an advection–diffusion system of equations, consider the initial free boundary value problem recast into the weak formulation and spatially discretized. We then take a temporal discretization via a RKSSP DG scheme in which we obtain our approximate solutions. Our formulation is general, while our examples focus on hyperbolic transport problems, as the more general applications are saved for the sequel to this paper. In §3 we introduce a number of slope limiters consistent with any polynomial order p basis. The first is the vertex limiter of [26], the second the classical Barth–Jespersen limiter [6], and the third and fourth are minor adaptations of the former two limiters made with an eye towards improving the L^2 –error convergence by adjusting a so-called “blind spot” present in the previous schemes. The fifth are the hierarchical reconstructions of [1, 28], the sixth is a linear restriction of the limiter from [7], and the final is an extension of these limiters to a hierarchic recombination approach. Section §4 then provides numerical experimentation using the schemes presented in §3 – namely a classical advective scalar transport problem, and a stationary solution to a closely related problem with highly singular initial data. Finally, in §5 we present the adaptive p -enrichment schemes, which are fully coupled to the slope limiters from §4 *ab initio*. These come in two basic types, the first for (*heuristically*) smooth solutions, and the second for solutions demonstrating (vaguely) “appreciable gradients.”

§2 Advection–diffusion systems in the DG formalism

We are interested in solutions to an initial–boundary value problem for a generalized advection–diffusion system of arbitrarily mixed hyperbolic–parabolic type in $\Omega \times (0, T)$, where $\Omega \subset \mathbb{R}^2$ with boundary $\partial\Omega$, such that the system satisfies:

$$\mathbf{U}_t + \mathbf{F}_x - \mathbf{G}_x = \mathbf{g}, \quad \text{given initial conditions} \quad \mathbf{U}|_{t=0} = \mathbf{U}_0, \quad (2.1)$$

and generalized componentwise Robin free boundary values

$$a_i U_i + \nabla_x U_{i,x} (b_i \cdot \mathbf{n} + c_i \cdot \boldsymbol{\tau}) - f_i = 0, \quad \text{on } \partial\Omega_0. \quad (2.2)$$

That is, the system is comprised of a generalized m -dimensional state vector $\mathbf{U} = \mathbf{U}(t, \mathbf{x}) = (U_1, \dots, U_m)$, an advective flux matrix $\mathbf{F} = \mathbf{F}(\mathbf{U})$, a viscous flux matrix $\mathbf{G} = \mathbf{G}(\mathbf{U}, \mathbf{U}_x)$, and a source term $\mathbf{g} = \mathbf{g}(t, \mathbf{x}) = (g_1, \dots, g_m)$, where $\mathbf{x} \in \mathbb{R}^2$ and $t \in (0, T)$. The vectors \mathbf{a} , \mathbf{b} , \mathbf{c} and \mathbf{f} are comprised of the m functions, $a_i = a_i(t, \mathbf{x})$, $b_i = b_i(t, \mathbf{x})$, $c_i = c_i(t, \mathbf{x})$ and $f_i = f_i(t, \mathbf{x})$ for $i = 1, \dots, m$, where \mathbf{n} denotes the unit outward pointing normal and $\boldsymbol{\tau}$ the unit tangent vector. The free boundary $\partial\Omega_{free} = \partial\Omega_{free}(t, \mathbf{x})$ and the domain boundary $\partial\Omega$ comprise the effective boundary $\partial\Omega_0 = \partial\Omega \cup \partial\Omega_{free}$, where in §4 and §5 the free boundary $\partial\Omega_{free}$ is empty unless otherwise stated.

In addition, because we are interested in approximate numerical solutions of the form of [2, 3] restricted in part to the family of LDG methods for elliptic equations, we rewrite (2.1) as a coupled system in terms of an auxiliary variable $\boldsymbol{\Sigma}$, such that

$$\mathbf{U}_t + \mathbf{F}_x - \mathbf{G}_x = \mathbf{g}, \quad \text{and} \quad \boldsymbol{\Sigma} = \mathbf{U}_x, \quad (2.3)$$

where we have substituted in the viscous flux matrix the auxiliary term, so that $\mathbf{G} = \mathbf{G}(\mathbf{U}, \boldsymbol{\Sigma})$.

For notational completeness we adopt the following discretization scheme motivated by [13, 32]. Take an open $\Omega \subset \mathbb{R}^2$ with boundary $\partial\Omega$, given $T > 0$ such that $\mathcal{Q}_T = ((0, T) \times \Omega)$. Let \mathcal{T}_h denote the partition of the closure of the polygonal triangulation of Ω , which we denote Ω_h , into a finite number of polygonal elements denoted Ω_e , such that $\mathcal{T}_h = \{\Omega_{e_1}, \Omega_{e_2}, \dots, \Omega_{e_{n_e}}\}$, for $n_e \in \mathbb{N}$ the number of elements in Ω_h . In this work we define the mesh diameter h to satisfy $h = \min_{ij} (d_{ij})$ for the distance function $d_{ij} = d(\mathbf{x}_i, \mathbf{x}_j)$ and elementwise edge vertices $\mathbf{x}_i, \mathbf{x}_j \in \partial\Omega_e$ when the mesh is structured and regular. For unstructured meshes we mean the average value of h over the mesh.

Now, let Γ_{ij} denote the edge shared by two neighboring elements Ω_{e_i} and Ω_{e_j} , and for $i \in I \subset \mathbb{Z}^+ = \{1, 2, \dots\}$ define the indexing set $r(i) = \{j \in I : \Omega_{e_j} \text{ is a neighbor of } \Omega_{e_i}\}$. Let us denote all Ω_{e_i} containing the boundary $\partial\Omega_h$ by S_j and letting $I_B \subset \mathbb{Z}^- = \{-1, -2, \dots\}$ define $s(i) = \{j \in I_B : S_j \text{ is an edge of } \Omega_{e_i}\}$ such that $\Gamma_{ij} = S_j$ for $\Omega_{e_i} \in \Omega_h$ when $S_j \in \partial\Omega_{e_i}$, $j \in I_B$. Then for $\Xi_i = r(i) \cup s(i)$, we have

$$\partial\Omega_{e_i} = \bigcup_{j \in \Xi(i)} \Gamma_{ij}, \quad \text{and} \quad \partial\Omega_{e_i} \cap \partial\Omega_h = \bigcup_{j \in s(i)} \Gamma_{ij}.$$

We are interested in obtaining an approximate solution to \mathbf{U} at time t on the finite dimensional space of discontinuous piecewise polynomial functions over Ω restricted to \mathcal{T}_h , given as

$$S_h^p(\Omega_h, \mathcal{T}_h) = \{v : v|_{\Omega_{e_i}} \in \mathcal{P}^p(\Omega_{e_i}) \quad \forall \Omega_{e_i} \in \mathcal{T}_h\}$$

for $\mathcal{P}^p(\Omega_{e_i})$ the space of degree $\leq p$ polynomials over Ω_{e_i} .

Choosing a set of degree p polynomial basis functions $N_\ell \in \mathcal{P}^p(\Omega_{e_i})$ for $\ell = 0, \dots, p$ we can denote the state vector at time t over Ω_{e_i} , by

$$\mathbf{U}_h(t, \mathbf{x}) = \sum_{\ell=0}^p \mathbf{U}_\ell^i(t) N_\ell^i(\mathbf{x}), \quad \forall \mathbf{x} \in \Omega_{e_i}, \quad (2.4)$$

where the N_ℓ^i 's are the finite element shape functions in the DG setting, and the \mathbf{U}_ℓ^i 's correspond to the modal unknowns. We characterize the finite dimensional test functions

$$\mathbf{v}_h \in W^{2,2}(\Omega_h, \mathcal{T}_h), \quad \text{by} \quad \mathbf{v}_h(\mathbf{x}) = \sum_{\ell=0}^p \mathbf{v}_\ell^i N_\ell^i(\mathbf{x})$$

where \mathbf{v}_ℓ^i are the nodal values of the test functions in each Ω_{e_i} , and with the broken Sobolev space over the partition \mathcal{T}_h defined by

$$W^{k,2}(\Omega_h, \mathcal{T}_h) = \{v : v|_{\Omega_{e_i}} \in W^{k,2}(\Omega_{e_i}) \quad \forall \Omega_{e_i} \in \mathcal{T}_h\}.$$

Thus, for \mathbf{U} a classical solution to (2.3), multiplying by \mathbf{v}_h and integrating elementwise by parts yields the coupled system:

$$\begin{aligned} \frac{d}{dt} \int_{\Omega_{e_i}} \mathbf{U} \cdot \mathbf{v}_h dx + \int_{\Omega_{e_i}} (\mathbf{F} \cdot \mathbf{v}_h)_x dx - \int_{\Omega_{e_i}} \mathbf{F} \cdot (\mathbf{v}_h)_x dx \\ - \int_{\Omega_{e_i}} (\mathbf{G} \cdot \mathbf{v}_h)_x dx + \int_{\Omega_{e_i}} \mathbf{G} \cdot (\mathbf{v}_h)_x dx = \int_{\Omega_{e_i}} \mathbf{v}_h \cdot \mathbf{g} dx, \\ \int_{\Omega_{e_i}} \boldsymbol{\Sigma} \cdot \mathbf{v}_h dx - \int_{\Omega_{e_i}} (\mathbf{U} \cdot \mathbf{v}_h)_x dx + \int_{\Omega_{e_i}} \mathbf{U} \cdot \mathbf{v}_x^h dx = 0. \end{aligned} \quad (2.5)$$

Now, let \mathbf{n}_{ij} be the unit outward normal to $\partial\Omega_{e_i}$ on Γ_{ij} , and let $v|_{\Gamma_{ij}}$ and $v|_{\Gamma_{ji}}$ denote the values of v on Γ_{ij} considered from the interior and the exterior of Ω_{e_i} , respectively. Then by choosing componentwise approximations in (2.5) by substituting in (2.4), we arrive with the approximate form of the first term of (2.5) given by,

$$\frac{d}{dt} \int_{\Omega_{e_i}} \mathbf{U}_h \cdot \mathbf{v}_h dx \approx \frac{d}{dt} \int_{\Omega_{e_i}} \mathbf{U} \cdot \mathbf{v}_h dx, \quad (2.6)$$

the second term using an inviscid numerical flux Φ_i , by

$$\begin{aligned} \tilde{\Phi}_i(\mathbf{U}_h|_{\Gamma_{ij}}, \mathbf{U}_h|_{\Gamma_{ji}}, \mathbf{v}_h) &= \sum_{j \in \Xi(i)} \int_{\Gamma_{ij}} \Phi(\mathbf{U}_h|_{\Gamma_{ij}}, \mathbf{U}_h|_{\Gamma_{ji}}, \mathbf{n}_{ij}) \cdot \mathbf{v}_h|_{\Gamma_{ij}} d\Xi \\ &\approx \sum_{j \in \Xi(i)} \int_{\Gamma_{ij}} \sum_{l=1}^2 (\mathbf{F})_l \cdot (n_{ij})_l \mathbf{v}_h|_{\Gamma_{ij}} d\Xi, \end{aligned} \quad (2.7)$$

and the third term in (2.5) by,

$$\Theta_i(\mathbf{U}_h, \mathbf{v}_h) = \int_{\Omega_{e_i}} \mathbf{F}_h \cdot (\mathbf{v}_h)_x dx \approx \int_{\Omega_{e_i}} \mathbf{F} \cdot (\mathbf{v}_h)_x dx. \quad (2.8)$$

Next we approximate the boundary viscous term of (2.5) using a generalized viscous flux $\hat{\mathcal{G}}$ such that,

$$\begin{aligned} \mathcal{G}_i(\boldsymbol{\Sigma}_h, \mathbf{U}_h, \mathbf{v}_h) &= \sum_{j \in \Xi(i)} \int_{\Gamma_{ij}} \hat{\mathcal{G}}(\boldsymbol{\Sigma}_h|_{\Gamma_{ij}}, \boldsymbol{\Sigma}_h|_{\Gamma_{ji}}, \mathbf{U}_h|_{\Gamma_{ij}}, \mathbf{U}_h|_{\Gamma_{ji}}, \mathbf{n}_{ij}) \cdot \mathbf{v}_h|_{\Gamma_{ij}} d\Xi \\ &\approx \sum_{j \in \Xi(i)} \int_{\Gamma_{ij}} \sum_{l=1}^2 (\mathbf{G})_l \cdot (n_{ij})_l \mathbf{v}_h|_{\Gamma_{ij}} d\Xi, \end{aligned} \quad (2.9)$$

while the second viscous term is approximated by:

$$\mathcal{N}_i(\boldsymbol{\Sigma}_h, \mathbf{U}_h, \mathbf{v}_h) = \int_{\Omega_{e_i}} \mathbf{G}_h \cdot (\mathbf{v}_h)_x dx \approx \int_{\Omega_{e_i}} \mathbf{G} \cdot \mathbf{v}_x^h dx. \quad (2.10)$$

For the auxiliary equation in (2.5) we expand it such that the approximate solution satisfies:

$$\begin{aligned} \mathcal{Q}_i(\hat{U}, \Sigma_h, \mathbf{U}_h, \mathbf{v}_h, \mathbf{v}_x^h) &= \int_{\Omega_{e_i}} \Sigma_h \cdot \mathbf{v}_h dx + \int_{\Omega_{e_i}} \mathbf{U}_h \cdot \mathbf{v}_x^h dx \\ &\quad - \sum_{j \in \Xi(i)} \int_{\Gamma_{ij}} \hat{U}(\mathbf{U}_h|_{\Gamma_{ij}}, \mathbf{U}_h|_{\Gamma_{ji}}, \mathbf{v}_h|_{\Gamma_{ij}}, \mathbf{n}_{ij}) d\Xi, \end{aligned} \quad (2.11)$$

where,

$$\sum_{i \in I} \sum_{j \in \Xi(i)} \int_{\Gamma_{ij}} \hat{U}(\mathbf{U}_h|_{\Gamma_{ij}}, \mathbf{U}_h|_{\Gamma_{ji}}, \mathbf{v}_h|_{\Gamma_{ij}}, \mathbf{n}_{ij}) d\Xi \approx \sum_{i \in I} \sum_{j \in \Xi(i)} \int_{\Gamma_{ij}} \sum_{l=1}^2 (\mathbf{U})_l \cdot (\mathbf{n}_{ij})_l \mathbf{v}_h|_{\Gamma_{ij}} d\Xi$$

given \hat{U} a generalized numerical flux, and where

$$\int_{\Omega_{e_i}} \Sigma_h \cdot \mathbf{v}_h dx \approx \int_{\Omega_{e_i}} \Sigma \cdot \mathbf{v}_h dx, \quad \text{and} \quad \int_{\Omega_{e_i}} \mathbf{U}_h \cdot \mathbf{v}_x^h dx \approx \int_{\Omega_{e_i}} \mathbf{U} \cdot \mathbf{v}_x^h dx.$$

Combining the above approximations and setting, $\mathcal{X} = \sum_{\Omega_{e_i} \in \mathcal{T}_h} \mathcal{X}_i$, while denoting the inner product

$$(\mathbf{a}_h^n, \mathbf{b}_h)_{\Omega_{\mathcal{G}}} = \sum_{\Omega_{e_i} \in \mathcal{T}_h} \int_{\Omega_{e_i}} \mathbf{a}_h^n \cdot \mathbf{b}_h dx,$$

we arrive at our approximate solution to (2.3) as the pair of functions (\mathbf{U}_h, Σ_h) for all $t \in (0, T)$ satisfying:

The Discontinuous Galerkin formulation

$$\begin{aligned} a) \quad & \mathbf{U}_h \in C^1([0, T]; S_h^p), \quad \Sigma_h \in S_h^p, \\ b) \quad & \frac{d}{dt}(\mathbf{U}_h, \mathbf{v}_h)_{\Omega_{\mathcal{G}}} + \tilde{\Phi}(\mathbf{U}_h, \mathbf{v}_h) - \Theta(\mathbf{U}_h, \mathbf{v}_h) \\ & \quad - \mathcal{G}(\Sigma_h, \mathbf{U}_h, \mathbf{v}_h) + \mathcal{N}(\Sigma_h, \mathbf{U}_h, \mathbf{v}_h) = 0, \\ c) \quad & \mathcal{Q}(\hat{U}, \Sigma_h, \mathbf{U}_h, \mathbf{v}_h, \mathbf{v}_x^h) = 0, \\ d) \quad & \mathbf{U}_h(0) = \Pi_h \mathbf{U}_0, \end{aligned} \quad (2.12)$$

where Π_h is a projection operator onto the space of discontinuous piecewise polynomials S_h^p , and where below we always utilize a standard L^2 -projection, given for a function $\mathbf{f}_0 \in L^2(\Omega_{e_i})$ such that our approximate projection $\mathbf{f}_{0,h} \in L^2(\Omega_{e_i})$ is obtained by solving, $\int_{\Omega_{e_i}} \mathbf{f}_{0,h} \mathbf{v}_h dx = \int_{\Omega_{e_i}} \mathbf{f}_0 \mathbf{v}_h dx$. We provide several explicit simplified examples of this generalized formalism below, though in the followup paper we notably apply our schemes to the *discontinuous Galerkin advanced circulation model* (DGADCIRC) [8, 20, 21, 23, 25], which employs the full system of (2.12) including diffusion and free boundary conditions, *etc.*

The discretization in time follows now directly from (2.12), where we employ a family of SSP (strong stability preserving, or often “total variation diminishing (TVD)”) Runge-Kutta schemes as discussed in [36, 37]. That is, for the generalized SSP Runge-Kutta scheme we rewrite (2.12b) in the form: $\mathbf{M} \mathbf{U}_t = \mathbf{R}$, where $\mathbf{U} = (\mathbf{U}_1, \dots, \mathbf{U}_p)$ for each element from (2.4), where $\mathbf{R} = \mathbf{R}(\mathbf{U}, \Sigma)$

is the advection–diffusion contribution along with the source term, and where \mathbf{M} is the usual mass matrix. Then the generalized r stage of order γ SSP Runge–Kutta method (denoted $\text{SSP}(r, \gamma)$ or $\text{RKSSP}(r, \gamma)$) may be written to satisfy:

$$\begin{aligned} \mathbf{U}^{(0)} &= \mathbf{U}^n, \\ \mathbf{U}^{(i)} &= \sum_{r=0}^{i-1} \left(\alpha_{ir} \mathbf{U}^r + \Delta t \beta_{ir} \mathbf{M}^{-1} \mathbf{R}^r \right), \quad \text{for } i = 1, \dots, s \\ \mathbf{U}^{n+1} &= \mathbf{U}^{(s)}, \end{aligned} \tag{2.13}$$

where $\mathbf{R}^r = \mathbf{R}(\mathbf{U}^r, \Sigma^r)$, and the solution at the n -th timestep is given as $\mathbf{U}^n = \mathbf{U}|_{t=t^n}$ and at the n -th plus first timestep by $\mathbf{U}^{n+1} = \mathbf{U}|_{t=t^{n+1}}$, with $t^{n+1} = t^n + \Delta t$.

It is often possible to optimize the generalized SSP schemes of 2.13 by restricting to an optimization class of stage exceeding order SSP Runge–Kutta time discretizations of [22] as long as $p \leq 3$. This class of SSP Runge–Kutta schemes has the advantage of optimizing the polynomial order p of the approximate solution \mathbf{U}_h with respect to the r stage of the SSP Runge–Kutta scheme (incidentally satisfying $\text{SSP}(r, p+1)$) in order to minimize the effect of the rigid constraint introduced by the CFL condition on the timestep Δt . The limitation on p (*i.e.* requiring $p \leq 3$) is generally more restrictive than we encounter here, and thus, as will become apparent below, in the context of dynamic p -enriched slope limited solutions we are generally unable to exploit these optimization schemes directly.

§3 A dynamic–in– p family of slope limiters

§3.1 A transformation of basis

Finite element approximate solutions are recovered with respect to any number of different finite element bases (*e.g.* Legendre polynomials, Lagrange polynomials, Labotto polynomials, Jacobi polynomials, Gegenbauer polynomials, Chebyshev polynomials, *etc.*). As a consequence of this, it is often advantageous to develop a strategy to transform into a specific basis in order to limit the solution, and then to transform back into the nascent bases to perform the remainder of the calculations. This occurs because some slope limiting regimes use fundamental properties of a certain choice of basis in order to develop a limiting strategy. We provide an explicit example of this procedure below, in the case of transforming between the Dubiner basis and the Taylor basis; or as we denote it below: by way of the invertible Dubiner–Taylor transform \mathcal{L} .

That is, we take a solution vector \mathbf{U} with approximate form $\mathbf{U}_h \approx \mathbf{U}$ as given by (2.4), and project it onto the degree p Dubiner basis such that:

$$\mathbf{U}_h(\mathbf{x}, t)|_{\Omega_e} = \sum_{0 < i+j \leq p} \mathbf{U}_{ij}(t) \phi_{ij}(\mathbf{x}), \quad \forall \mathbf{x} \in \Omega_e, \tag{3.1}$$

where the $\phi_{ij}(\mathbf{x})$ are the Dubiner basis functions for each degree of freedom in the solution vector.

It is our aim to take this approximate solution \mathbf{U}_h and limit it with respect to the k -th order Taylor basis via, for example, the vertex slope limiter of [26] and the hierarchical reconstruction

of [1, 28], *etc.* Now, the Taylor basis in two dimensions is given to arbitrary differential order $k \geq (i + j)$ by the Taylor series expansion centered at the point c via:

$$\mathbf{U}_h(x, y) = \mathbf{U}_h|_c + \sum_{0 < i+j \leq k} \frac{(x - x_c)^i (y - y_c)^j}{i!j!} \left(\frac{\partial^{i+j} \mathbf{U}_h}{\partial x^i \partial y^j} \right) \Big|_c, \quad (3.2)$$

where x_c and y_c are explicitly chosen as the values at the centroid $c = (x_c, y_c)$ of each finite element Ω_e in the physical space \mathfrak{P} — that is, each Ω_{e_i} taking coordinates $\mathbf{x} \in \mathfrak{P}$ — where it is clear that $i + j \geq 1$ in the sum denotes the differential order of the basis expansion (*i.e.* the indices satisfy $i, j \in \mathbb{N}$).

Now, for cell averages satisfying $\bar{\mathbf{U}} = |\Omega_e|^{-1} \int_{\Omega_e} \mathbf{U}_h d\mathbf{x}$, the average of (3.2) may be simply written by

$$\bar{\mathbf{U}}_h(x, y) = \mathbf{U}_h|_c + \sum_{0 < i+j \leq k} \overline{\left(\frac{(x - x_c)^i (y - y_c)^j}{i!j!} \right)} \left(\frac{\partial^{i+j} \mathbf{U}_h}{\partial x^i \partial y^j} \right) \Big|_c \quad (3.3)$$

such that subtracting (3.3) from (3.2) formally yields in the limit of the Taylor expansion that:

$$\mathbf{U}_h = \bar{\mathbf{U}}_h + \sum_{0 < i+j \leq k} \left(\frac{(x - x_c)^i (y - y_c)^j}{i!j!} - \overline{\frac{(x - x_c)^i (y - y_c)^j}{i!j!}} \right) \left(\frac{\partial^{i+j} \mathbf{U}_h}{\partial x^i \partial y^j} \right) \Big|_c. \quad (3.4)$$

Additional analysis (also see [29]) has shown empirically that the conditioning of the system in the Taylor basis (with respect to, for example, the invertibility of the Taylor mass matrix) is improved by rescaling with respect to the cell averages over the local bounds, given by $\psi \Delta x = (x_{\max} - x_{\min})$ and $\psi \Delta y = (y_{\max} - y_{\min})$ where $\psi = p$ for $p > 2$, and $\psi = 2$ for $p \leq 2$. It is useful to note here that in the master element representation these scalings are merely a pair of constants, while in the physical element representation they will in general vary elementwise.

Then we are interested in implementing a locally renormalized Taylor basis prescribed with respect to the physical space \mathfrak{P} given componentwise via the explicit formulation:

$$\varphi_{ij}(x, y) = \left(\frac{(x - x_c)^i}{i! \Delta x^i} \right) \left(\frac{(y - y_c)^j}{j! \Delta y^j} \right) - \overline{\left(\frac{(x - x_c)^i}{i! \Delta x^i} \right) \left(\frac{(y - y_c)^j}{j! \Delta y^j} \right)}, \quad (3.5)$$

where again cell averages are chosen to satisfy,

$$\overline{\left(\frac{(x - x_c)^i}{i! \Delta x^i} \right) \left(\frac{(y - y_c)^j}{j! \Delta y^j} \right)} = \frac{1}{|\Omega_e|} \int_{\Omega_e} \left(\frac{(x - x_c)^i}{i! \Delta x^i} \right) \left(\frac{(y - y_c)^j}{j! \Delta y^j} \right) dx dy.$$

Notice also that the constant terms of (3.4) vanish with respect to the barycenter c , which is just to say that the value of the centroid is by definition the cell average. Moreover, note that the renormalization vanishes for linear terms, since the average value is achieved at the centroid c (see [26] for more examples at order $p \leq 2$).

Now we see that (3.4) satisfies in vector form that:

$$\mathbf{U}_h = \bar{\mathbf{U}}_h \varphi_{00} + \sum_{0 < i+j \leq k} \varphi_{ij} \left\{ \left(\frac{\partial^{i+j} \mathbf{U}_h}{\partial x^i \partial y^j} \right) \Big|_c \Delta x^i \Delta y^j \right\}, \quad (3.6)$$

where we have denoted our effective Taylor basis $\varphi_{ij} \in \mathbb{R}[\mathfrak{P}]$, such that $\varphi_{ij} = \varphi_{ij}(\mathbf{x})$ in the polynomial ring $\mathbb{R}[\mathfrak{P}]$ such that $\mathbf{x} \in \mathfrak{P}$. By the polynomial ring $\mathbb{R}[\mathfrak{P}]$ we simply mean the set of all polynomials with coefficients in \mathbb{R} centered at a particular $\mathbf{x} \in \mathfrak{P}$. The bracketed terms in (3.6) here represent our effective scaled coefficients, and from here forward the scaling parameters will generally be suppressed for notational simplicity.

We will further make use of the fact that (3.6) may be viewed as the k -jet over \mathbb{R}^2 . That is, for $\mathfrak{P} \subset \mathbb{R}^2$ and components of the approximate solution vector \mathbf{U}_h the Taylor basis functions φ_{ij} comprise the abstract indeterminates of the k -jet $(J_c^k \mathbf{U}_h)(\varphi_{ij})$ centered at c , in that by definition

$$\mathbf{U}_h|_{\Omega_{e_j}} := (J_c^k \mathbf{U}_h)(\varphi_{ij}), \quad (3.7)$$

such that our approximate solutions are elements of the abstract jet space $\mathbf{U}_h|_{\Omega_{e_j}} \in J_c^k(\mathbb{R}^2, \mathfrak{P})$, where the jet space $J_c^k(\mathbb{R}^2, \mathfrak{P})$ is simply defined as the set of equivalence classes of k -jets which agree to order k (*i.e.* for any two solutions $\mathbf{V}_h|_{\Omega_{e_j}}$ and $\mathbf{U}_h|_{\Omega_{e_j}}$ in the Taylor basis restricted to Ω_{e_j} , that is k -jets, the equivalence relation $\mathbf{U}_h|_{\Omega_{e_j}} - \mathbf{V}_h|_{\Omega_{e_j}} \sim 0$ holds to order k) and map between the Cartesian plane and an element of \mathfrak{P} , as clearly our approximate solutions in the Taylor (polynomial) basis do.

In this sense, the vertex slope limiter may be viewed as a stabilization rescaling of the jet by the k coefficients $\alpha^{(i+j)}$ (as derived in §4), such that the vertex based slope limited approximate solution vector \mathbf{U}_h^v is formally the same as the stabilized k -jet centered at c ; that is $\mathbf{U}_h^v|_{\Omega_{e_j}} := (J_c^k \boldsymbol{\alpha} \mathbf{U}_h)(\varphi_{ij})$ where both the approximate solution and the corresponding limited approximate solution are each, respectively, elements of the same abstract jet space $\mathbf{U}_h|_{\Omega_{e_j}}, \mathbf{U}_h^v|_{\Omega_{e_j}} \in J_c^k(\mathbb{R}^2, \mathfrak{P})$ when letting the equivalence relation \sim be approximate \sim_h .

Now, in order to work between the Taylor basis representation φ_{ij} and the Dubiner basis representation ϕ_{ij} , we must construct a transformation between the physical element space \mathfrak{P} and the master element space \mathcal{M} , as well as a transformation between the two (abstract) polynomial bases. Below we make these mappings explicit, and refer to them collectively in this work as the Dubiner–Taylor transform, which is given by the invertible mapping $\mathcal{L}: \mathbb{R}[\mathcal{M}] \rightarrow J_c^k(\mathbb{R}^2, \mathfrak{P})$.

First consider the usual Dubiner basis functions in the master element space componentwise $\phi_{ij} \in \mathbb{R}[\mathcal{M}]$ for $\phi_{ij} = \phi_{ij}(\mathbf{x})$, and $\mathbb{R}[\mathcal{M}]$ the polynomial ring in coordinates $\mathbf{x} \in \mathcal{M}$ given by:

$$\phi_{ij} = P_i^{0,0}(\psi_1) \left(\frac{1 - \psi_2}{2} \right)^i P_j^{2i+1,0}(\psi_2), \quad (3.8)$$

using p -th order Jacobi polynomials with weights α, β , such that $P_p^{\alpha,\beta}(\cdot)$ is evaluated with respect to the coordinates $\mathbf{x} = (\xi, \eta)$ of the master triangle element, where the master element quadrilateral transformation in the Dubiner mapping provides that: $\psi_1 = \left(\frac{2(1+\xi)}{(1-\eta)} - 1 \right)$ and $\psi_2 = \eta$, such that $\psi_1 = \psi_1(\mathbf{x})$ and $\psi_2 = \psi_2(\mathbf{x})$.

Now, consider the two state vectors, $\boldsymbol{\phi} = (\phi_{00}, \phi_{10}, \dots, \phi_{cd})^T$ and $\boldsymbol{\varphi} = (\varphi_{00}, \varphi_{10}, \dots, \varphi_{cd})^T$, where in the lexicographic ordering (described in detail in §3.2) we have $c + d \leq p$. Now, we may transform between the master and physical element representations of our components $\varphi = \varphi(x, y)$ and $\phi = \phi(\xi, \eta)$ using the following affine mapping:

$$x = -\frac{1}{2} \left\{ \xi(x_1 - x_2) + \eta(x_1 - x_3) - x_2 - x_3 \right\}, \quad y = -\frac{1}{2} \left\{ \xi(y_1 - y_2) + \eta(y_1 - y_3) - y_2 - y_3 \right\}, \quad (3.9)$$

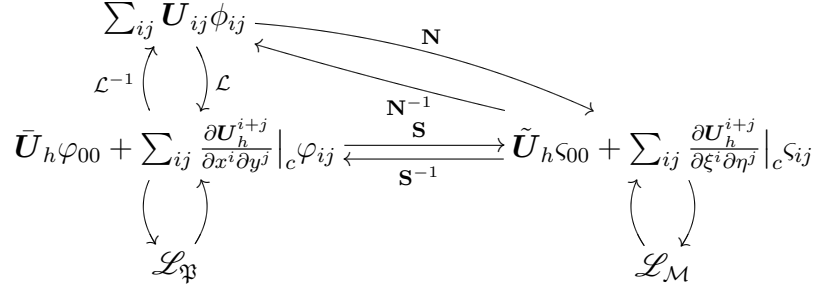


Figure 1: We look at the maps $\mathbf{N}: \mathbb{R}[\mathcal{M}] \rightarrow J_c^k(\mathbb{R}^2, \mathcal{M})$, $\mathbf{S}: J_c^k(\mathbb{R}^2, \mathcal{P}) \rightarrow J_c^k(\mathbb{R}^2, \mathcal{M})$, and $\mathcal{L}: \mathbb{R}[\mathcal{M}] \rightarrow J_c^k(\mathbb{R}^2, \mathfrak{P})$, where $\mathcal{L}_{\mathfrak{P}}$ and $\mathcal{L}_{\mathcal{M}}$ are the abstract operators that limit in either the physical element space \mathfrak{P} or the master element space \mathcal{M} .

with inverse given by

$$\begin{aligned} \xi &= \chi \left\{ (y_3 - y_1) \left(x - \frac{1}{2}(x_2 + x_3) \right) + (x_1 - x_3) \left(y - \frac{1}{2}(y_2 + y_3) \right) \right\}, \\ \eta &= \chi \left\{ (y_1 - y_2) \left(x - \frac{1}{2}(x_2 + x_3) \right) + (x_2 - x_1) \left(y - \frac{1}{2}(y_2 + y_3) \right) \right\}. \end{aligned} \quad (3.10)$$

Here $\{(x_1, y_1), (x_2, y_2), (x_3, y_3)\}$ are the vertices of the triangles in the physical space, and the area χ^{-1} of the physical element Ω_e is given from the cross product of two of the triangle edge vectors, via the usual formula

$$\chi = 2 (x_2 y_3 - x_3 y_2 + x_3 y_1 - x_1 y_3 + x_1 y_2 - x_2 y_1)^{-1}.$$

Then by substitution of (3.9) and (3.10), we may easily construct the invertible mapping $\mathbf{S}: J_c^k(\mathbb{R}^2, \mathfrak{P}) \rightarrow J_c^k(\mathbb{R}^2, \mathcal{M})$, such that $\varsigma = \mathbf{S}(\varphi)$ represents the Taylor basis in the master element space \mathcal{M} . That is, to construct \mathbf{S} explicitly we take the constant first order transformation rules for the derivatives in the base coordinates, given by

$$\partial_x \xi = \chi(y_3 - y_1), \quad \partial_y \xi = \chi(x_1 - x_3), \quad \partial_x \eta = \chi(y_1 - y_2), \quad \partial_y \eta = \chi(x_2 - x_1), \quad (3.11)$$

in the master element representation $\Omega_{e_i} \in \mathcal{M}$, and

$$\partial_\xi x = (x_2 - x_1)/2, \quad \partial_\xi y = (y_2 - y_1)/2, \quad \partial_\eta x = (x_1 - x_3)/2, \quad \partial_\eta y = (y_1 - y_3)/2 \quad (3.12)$$

in the physical element representation $\Omega_{e_i} \in \mathfrak{P}$.

Thus provided the coordinate pair (ξ, η) in the master element representation $\Omega_{e_i} \in \mathcal{M}$ we may use (3.9) evaluated at the element quadrature points ℓ to fully determine \mathbf{S} , where the evaluation at the quadrature points allows for explicit computation of the integral averages in the Taylor basis components (3.5), or, more explicitly, where we compute:

$$\overline{\left(\frac{(x - x_c)^i}{i! \Delta x^i} \right) \left(\frac{(y - y_c)^j}{j! \Delta y^j} \right)} \approx \frac{1}{|\Omega_e|} \sum_{\ell} w_{\ell} \left(\frac{(x_{\ell} - x_c)^i}{i! \Delta x_{\ell}^i} \right) \left(\frac{(y_{\ell} - y_c)^j}{j! \Delta y_{\ell}^j} \right) |\det \mathbf{J}|$$

for w_ℓ the quadrature weights and the determinant of the Jacobian matrix \mathbf{J} satisfying $|\det \mathbf{J}| = \left| \frac{\partial x}{\partial \xi} \frac{\partial y}{\partial \eta} - \frac{\partial x}{\partial \eta} \frac{\partial y}{\partial \xi} \right|$.

All that remains then is to find the coefficient matrix which constructs the change of polynomial basis mapping $\mathbf{N}: \mathbb{R}[\mathcal{M}] \rightarrow J_c^k(\mathbb{R}^2, \mathcal{M})$, such that we may write the components of the transformed Taylor basis ς_{ij} , given by terms $T_{ij}\varsigma_{ij}$, with respect to the components of the master element frame Dubiner basis ϕ_{ij} , given by terms $D_{ij}\phi_{ij}$; or such that we recover the matrices

$$\mathbf{T} = \mathbf{N}(\phi), \quad \text{and vice versa} \quad \mathbf{D} = \mathbf{N}^{-1}(\varsigma). \quad (3.13)$$

But in light of (3.1) and (3.4) it follows that for the κ -th component of the m -th size solution vector \mathbf{U}_h in ϕ we may solve for the Taylor coefficients T_{ij} using the system:

$$\begin{pmatrix} \int_{\Omega_{e_i}} \varsigma_{00} U_\kappa d\eta d\xi \\ \int_{\Omega_{e_i}} \varsigma_{10} U_\kappa d\eta d\xi \\ \vdots \\ \int_{\Omega_{e_i}} \varsigma_{cd} U_\kappa d\eta d\xi \end{pmatrix} = \begin{pmatrix} \int_{\Omega_{e_i}} \varsigma_{00}^2 d\eta d\xi & \int_{\Omega_{e_i}} \varsigma_{00} \varsigma_{10} d\eta d\xi & \cdots & \int_{\Omega_{e_i}} \varsigma_{00} \varsigma_{cd} d\eta d\xi \\ \int_{\Omega_{e_i}} \varsigma_{00} \varsigma_{10} d\eta d\xi & \int_{\Omega_{e_i}} \varsigma_{10}^2 d\eta d\xi & \cdots & \int_{\Omega_{e_i}} \varsigma_{10} \varsigma_{cd} d\eta d\xi \\ \vdots & \vdots & \ddots & \vdots \\ \int_{\Omega_{e_i}} \varsigma_{00} \varsigma_{cd} d\eta d\xi & \int_{\Omega_{e_i}} \varsigma_{10} \varsigma_{cd} d\eta d\xi & \cdots & \int_{\Omega_{e_i}} \varsigma_{cd}^2 d\eta d\xi \end{pmatrix} \begin{pmatrix} T_{00} \\ T_{11} \\ \vdots \\ T_{cd} \end{pmatrix}, \quad (3.14)$$

for the κ -th component of \mathbf{U}_h , such that extending over all the components, the Taylor mass matrix tensor \mathbf{M}_ς on the right and the inner product matrix \mathbf{P}_ς on the left serve to define the desired transformation:

$$\mathbf{N}(\phi) = \mathbf{M}_\varsigma^{-1} \circ \mathbf{P}_\varsigma.$$

Its inverse is simply given by forming the Dubiner mass matrix tensor \mathbf{M}_ϕ and the inner product matrix in ϕ denoted \mathbf{P}_ϕ , such that:

$$\mathbf{N}(\varsigma)^{-1} = \mathbf{M}_\phi^{-1} \circ \mathbf{P}_\phi.$$

Then we have now constructed the full Dubiner–Taylor transform $\mathcal{L}: \mathbb{R}[\mathcal{M}] \rightarrow J_c^k(\mathbb{R}^2, \mathfrak{P})$ as satisfying

$$\mathcal{L}(\phi) = \mathbf{S}^{-1} \circ \mathbf{N} = \mathbf{S}^{-1} \circ \mathbf{M}_\varsigma^{-1} \circ \mathbf{P}_\varsigma = \mathbf{T} \circ \varphi. \quad (3.15)$$

with inverse satisfying :

$$\mathcal{L}^{-1}(\varphi) = \mathbf{N}(\varsigma)^{-1} \circ \mathbf{S}(\varphi) = \mathbf{M}_\phi^{-1} \circ \mathbf{P}_\phi \circ \mathbf{S}(\varphi) = \mathbf{D} \circ \phi.$$

§3.2 The formal vertex based hierarchical limiters

We now formally construct the generalized vertex based slope limiter based on a hierarchical reconstruction method. In this context we define a neighborhood as comprised of those elements which share a common vertex \mathbf{x}_i , indexed with respect to every vertex of each finite element cell Ω_{e_j} . More clearly, we define the *focal neighborhood* $\Omega_f = \{\Omega_{e_j}\}_i$ (in the sense of the foci of geometric optics, as shown in Figure 2) as the collection of elements such that $\mathbf{x}_i \in \Omega_{e_j}$ — where $\{\Omega_{e_j}\}_i$ includes the base element Ω_{e_i} — such that $i = 1, 2, 3$ over triangular elements.

We now note that one must choose a base space in which to implement this slope limiter (*e.g.* the physical \mathfrak{P} or master \mathcal{M} element spaces, *etc.*). A fairly common choice (*viz.* [26, 29]) is to limit with respect to the full physical space \mathfrak{P} . However, in the context of the local DG formulation this choice is not always so clearly taken. That is, given our transformations from §3.1, it is

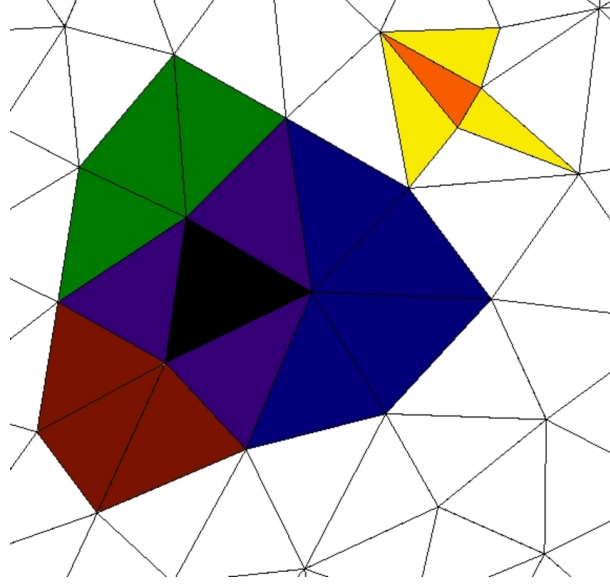


Figure 2: Here we show the *focal neighborhood* Ω_f of a base element Ω_{e_i} filled in black. Green, red and blue are the three *focal neighborhood* groups based at vertices \mathbf{x}_i of the black base cell, while purple are cells contained in more than one of the two *focal neighbor stencils* (incidentally comprising the *edge neighborhood* of Ω_{e_i}). In a contrasting geometric locale, the orange base cell's *edge neighbors* Ω_{E_j} are each filled in yellow, comprising the *edge neighborhood* Ω_E . See Figure 3 for details.

clear that we may not require the full Dubiner–Taylor transform \mathcal{L} but rather have the option to restrict to the master element space \mathcal{M} by simply using the invertible map \mathbf{N} . More clearly, since local DG formulations often exploit computational efficiency by working over a master element representation \mathcal{M} , we are presented with a choice of composition maps to limit in the master or physical element spaces as shown in Figure 1, and given either by $\mathbf{N}^{-1} \circ \mathcal{L}_{\mathcal{M}} \circ \mathbf{N}$ over \mathcal{M} , or by $\mathcal{L}^{-1} \circ \mathcal{L}_{\mathfrak{P}} \circ \mathcal{L}$ over \mathfrak{P} . However, since (3.15) shows that \mathcal{L} requires the extra algorithmic step of transforming back into the physical coordinate frame \mathfrak{P} , in the name of computational efficiency, we clearly prefer the former composition given the context of a relatively standard local DG method. However, when working in a global DG formulation that requires, for example, a global linear solve, it may be more beneficial to limit with respect to \mathfrak{P} , which as shown in Figure 1 may also be easily accomplished.

Now, we may define the explicit role of the vertex slope limiter as: a method of finding the *limiter matrix* $\boldsymbol{\alpha} = (\boldsymbol{\alpha}_1, \dots, \boldsymbol{\alpha}_m)^T$ such that for the solution vector satisfying $\mathbf{U}_h = (U_1, \dots, U_m)^T$, with m the number of unknowns in the system of equations, and an arbitrary component $\kappa \in \{1, \dots, m\}$, a vector defined by $\boldsymbol{\alpha}_\kappa = (\alpha_\kappa^{(0)}, \dots, \alpha_\kappa^{(k)})^T$ for each order derivative $i+j \leq k$, the limiter coefficients $\alpha_\kappa^{(i+j)} \in [0, 1]$ allow for a recasting of the renormalized solution in (3.6) componentwise in the vertex slope limited form with respect to a *focal stencil*, that is $\Omega_{f_i} \subset \Omega_f$ for a fixed vertex \mathbf{x}_i (see Figure 3 for more detail).

In fact, regardless of the location of the initial conditions (*i.e.* with respect to \mathcal{M} or with respect to \mathfrak{P}) by simply using our transformations \mathbf{S} and \mathbf{N} from §2 we can recast (3.6) in the master element space \mathcal{M} such that componentwise we have the vertex slope limited approximate

solution U_κ^v which satisfies:

$$U_\kappa^v = \bar{U}_\kappa \varsigma_{00} + \sum_{0 < i+j \leq k} \alpha_\kappa^{(i+j)} \varsigma_{ij} \left(\frac{\partial^{i+j} U_\kappa}{\partial \xi^i \partial \eta^j} \right) \Big|_c, \quad (3.16)$$

where \bar{U}_κ and U_κ correspond to the κ -th component of the approximate solution vector \mathbf{U}_h transformed to the master element frame in the Taylor basis representation.

Now, notice that above there exists only one $\alpha_\kappa^{(i+j)}$ for each top k -th order mixed derivative in ξ and η . In order to recover the $\alpha_\kappa^{(i+j)}$'s in the polynomial basis expansion, we must decompose our solution Taylor expansion into mixed order linear reconstructions. To do this, we first order our Taylor series expansion into a hierarchical basis such that each monomial index $b = b(i, j)$ is indexed using the lexicographic ordering with ordered lattice pairs (i, j) given by the sequence $(0, 0) < (0, 1) < (1, 0) < (0, 2) < (1, 1) < \dots = (i, j)$ corresponding to indices b , respectively; that is by the sequence $(1) < (2) < (3) < (4) < (5) < \dots < (b) \dots < (s)$ in the Taylor series expansion. In fact, the monomial index in the hierarchy may be determined by the diophantine equation:

$$b = \frac{j}{2}(j+1) + ij + \frac{i}{2}(i+3) + 1. \quad (3.17)$$

Then we generate the hierarchical triangular sequence $s = s(p)$, where $p = p(i, j)$ satisfies $p = (i+j)$, such that s determines the upper bound on the degrees of freedom in the polynomial expansion,

$$s = \frac{1}{2}(p+1)(p+2), \quad \text{given inverse } g = g(s) \text{ such that } g = \left\lfloor \frac{1}{2} + \sqrt{2s} \right\rfloor, \quad (3.18)$$

where $\lfloor \cdot \rfloor$ is the usual floor function. Note that in particular we may use $g = g(s)$ or $g = g(b)$ for $g(b) \in \mathbb{I}$ corresponding to *level* $\mathbb{I} \neq \mathbb{I}_{top}$ (defined below) since by virtue of the mapping (3.18), both return the same value.

Then letting $U_{\kappa,i,c,b}^{e_j}$ be the value of the b -th term in the polynomial basis in the κ -th component of \mathbf{U}_h at the centroid c of element Ω_{e_j} containing $\mathbf{x}_i = (\xi_i, \eta_i)$ in the master element representation, we define the maximum $U_{\kappa,i}^{\max}$ and minimum $U_{\kappa,i}^{\min}$ values for each unknown at \mathbf{x}_i over the *focal stencil* Ω_{f_i} as

$$U_{\kappa,i,b}^{\max} = \max_{\Omega_{e_j} \in \Omega_{f_i}} \{U_{\kappa,i,b,c}^{e_j}\} \quad \text{and} \quad U_{\kappa,i,b}^{\min} = \min_{\Omega_{e_j} \in \Omega_{f_i}} \{U_{\kappa,i,b,c}^{e_j}\}. \quad (3.19)$$

Now, we are able to define the $(i+j)$ -th linear reconstructions $U_{\kappa,b,i}^{(i+j)}$ over the vertices \mathbf{x}_i of any element by taking derivations with respect to the monomial coefficients of (3.16). That is, the linear perturbation of the constant term is constructed, such that

$$U_{\kappa,b,i}^{(1)} = \bar{U}_\kappa + \frac{\partial U_{\kappa,i}}{\partial \xi} \Big|_c (\xi_i - \xi_c) + \frac{\partial U_{\kappa,i}}{\partial \eta} \Big|_c (\eta_i - \eta_c), \quad \text{for } s = 3. \quad (3.20)$$

Moreover, it is now direct to construct the higher order terms whereby setting

$$\mathcal{C}_b = \left(\frac{\partial^{i+j} U_\kappa}{\partial \xi^i \partial \eta^j} \right) \Big|_c \quad \text{for } b(i, j) > 1,$$

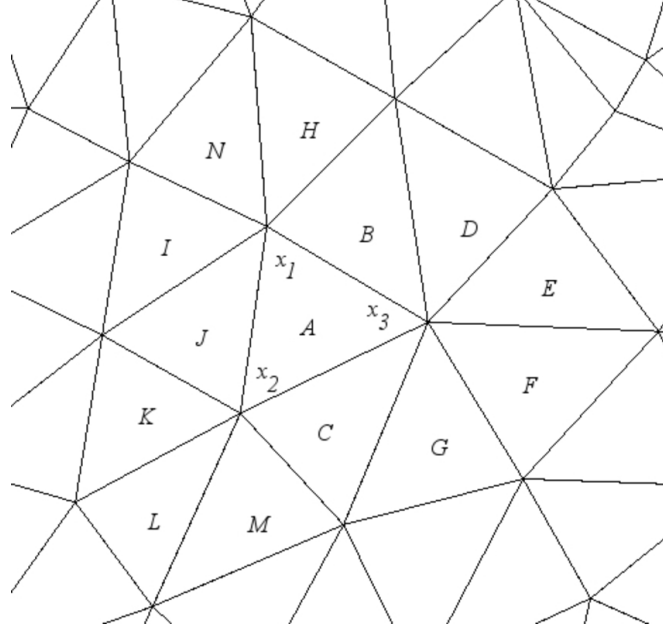


Figure 3: Here we show the *focal stencil* Ω_{f_i} and the *edge stencil* Ω_{E_i} of a base element $\Omega_{e_l} = A$. The stencils are defined with respect to the base elements vertices \mathbf{x}_i for $i = 1, 2, 3$, such that the *focal stencil* at \mathbf{x}_1 is $\Omega_{f_1} = \{J, I, N, H, B, A\}$, and likewise $\Omega_{f_2} = \{J, K, L, M, C, A\}$ and $\Omega_{f_3} = \{C, G, F, E, D, B, A\}$. Similarly the *edge stencils* are given by: $\Omega_{E_1} = \{J, B, A\}$, $\Omega_{E_2} = \{J, C, A\}$ and $\Omega_{E_3} = \{B, C, A\}$. Notice that the union of sets recovers the *focal neighborhood* ($\Omega_f = \cup_i \Omega_{f_i}$) and the *edge neighborhood* ($\Omega_E = \cup_i \Omega_{E_i}$), while the restriction of the symmetric difference of sets defines the *focal neighborhood group* $(\ominus_i \Omega_{f_i} |_{\Omega_{f_j}})$ and *edge neighborhood group* $(\ominus_i \Omega_{E_i} |_{\Omega_{E_j}})$ for any vertex j .

such that for any mixed derivative order in the hierarchical basis — as a property of the lexicographic ordering — we can write:

$$U_{\kappa,b,i}^{(i+j)} = \mathcal{C}_b + \mathcal{C}_{b+g}(\eta_i - \eta_c) + \mathcal{C}_{b+g+1}(\xi_i - \xi_c), \quad (3.21)$$

for any polynomial order k . Proceeding, we can now define the correction factors $\alpha_{\kappa,b}^{(i+j)}$ for each element Ω_{e_l} , where the vertex-based condition is simply defined as

$$\alpha_{\kappa,b}^{(i+j)} = \min_{\mathbf{x}_i \in \Omega_{e_l}} \begin{cases} \min \left\{ 1, \left(\frac{U_{\kappa,i,b}^{\max} - U_{\kappa,i,c,b}^{e_l}}{U_{\kappa,b,i}^{(i+j)} - U_{\kappa,i,c,b}^{e_l}} \right) \right\}, & \text{for } U_{\kappa,b,i}^{(i+j)} > U_{\kappa,i,c,b}^{e_l} \\ 1, & \text{for } U_{\kappa,b,i}^{(i+j)} = U_{\kappa,i,c,b}^{e_l} \\ \min \left\{ 1, \left(\frac{U_{\kappa,i,b}^{\min} - U_{\kappa,i,c,b}^{e_l}}{U_{\kappa,b,i}^{(i+j)} - U_{\kappa,i,c,b}^{e_l}} \right) \right\}, & \text{for } U_{\kappa,b,i}^{(i+j)} < U_{\kappa,i,c,b}^{e_l} \end{cases} \quad (3.22)$$

which, again, is determined separately for each element Ω_{e_l} .

These $\alpha_{\kappa,b}^{(i+j)}$ then determine the constraints for every hierarchical monomial in the Taylor expansion, but as in [26], we minimize over derivatives of similar top order, such that we recover the components:

$$\alpha_{\kappa,l(p)}^{(i+j)} = \min_{g(b)=l(p_0)} \alpha_{\kappa,b}^{(i+j)}. \quad (3.23)$$

Notice that these limiting coefficients span the *level* $\mathfrak{l}(p_0)$, not the hierarchical index b corresponding to *level* $\mathfrak{l}(p)$. That is, in the hierarchical basis the linear reconstructions from the perturbation at the *level* below (*i.e.* *level* $(\mathfrak{l} - 1)$) are what effectively determine the limiting coefficient at *level* \mathfrak{l} (*e.g.* the gradient terms). More precisely, the *level* $\mathfrak{l} = \mathfrak{l}(p_0)$ is determined with respect to the integer sequence $p_0(p_0 - 1)/2 + 1, \dots, p_0(p_0 + 1)/2$ by defining $\mathfrak{l} = \sup\{g(p_0(p_0 - 1)/2 + 1), \dots, g(p_0(p_0 + 1)/2)\}$, where $p_0 = 1$ for the strictly linear case, and in general is a positive integer such that $p_0 \leq p$ and is fully determined by $g(b(i, j))$. In general however, the *level* $\mathfrak{l}(p)$ spans $\mathfrak{l} = \sup\{g(p(p + 1)/2 + 1), \dots, g((p + 1)(p + 2)/2)\}$ such that the *level* below $\mathfrak{l}(p_0)$ simply corresponds to setting $p = p_0 - 1$.

Finally we limit the magnitude of the correction by the maximum value of every correction factor of greater than or equal order. In other words, we do not allow a higher order correction to demonstrate greater regularity than a lower order correction, and in fact empirical experimentation has found this to be a necessary constraint. That is, setting $q = (i + j)$ and $r = (i' + j')$ for i' and j' indices, then we determine an upper bound on the correction parameter by computing:

$$\alpha_{\kappa}^{(q)} = \max_{q \leq r, \mathfrak{l} \leq \mathfrak{l}_{\text{top}}} \alpha_{\kappa, \mathfrak{l}}^{(r)}, \quad \forall q \geq 1, \quad \forall r \geq q. \quad (3.24)$$

The top *level* $\mathfrak{l}_{\text{top}}$ simply corresponds to the *level* whose upper bound is determined by $g(s) = g(b)$. Also notice that the derivative order $(i + j)$ is fundamentally coupled to the *level* \mathfrak{l} , and so is in some ways redundant notation which we have used in order to emphasize this coupling.

It is also worth noting, that as a consequence of the above construction we are now easily able to implement an arbitrarily higher-order extension of the Barth–Jespersen limiter [6, 26], where we may perform the exact steps as above, but simply exchange (3.19) with

$$U_{\kappa, i, b}^{\max} = \max_{\Omega_{e_j} \in \Omega_{E_i}} \{U_{\kappa, i, b, c}^{e_j}\} \quad \text{and} \quad U_{\kappa, i, b}^{\min} = \min_{\Omega_{e_j} \in \Omega_{E_i}} \{U_{\kappa, i, b, c}^{e_j}\}, \quad (3.25)$$

where Ω_{E_i} is the *edge stencil* of Ω_{e_j} at \mathbf{x}_i — or the set of those elements sharing an edge with Ω_{e_j} at vertex \mathbf{x}_i — such that the base element $\Omega_{e_j} \in \Omega_{E_i}$ (see Figure 2).

§3.2a On adapted vertex based limiters

Both the vertex limiter and the Barth–Jespersen limiter from §3.2 demonstrate a similar — though often times quite non-ideal — behavior. That is, notice that in both the definition of (3.19) and 3.25) that we have found a maximum or minimum with respect to a local neighborhood of the mesh. Hence, in either case, when we compute the limiting coefficients in (3.22) a local bound is always achieved, even in the degenerate case of when $U_{\kappa, i, b}^{\min} = U_{\kappa, i, b}^{\max}$.

As a consequence of this, the numerator in the quotients of (3.22) vanish on elements admitting a local extremum, leading to persistent and excessive diffusivity (*i.e.* limiting $\alpha = 0$ at each such timestep) arising at all orders in each local extrema of the mesh, even when those extrema are neither spurious nor potentially unstable; and moreover, this behavior compounds in p since as p increases the number of components in the solution which have local extrema also increases nonlinearly.

This behavior over values of local extrema can become quite dominant depending on the mesh geometry, since the vertex based limiter, which has a larger local neighborhood (*i.e.* the *focal neighborhood*) than the Barth–Jespersen limiter, in principle should provide more information

from which to glean a more accurate approximate local reconstruction, actually lends itself towards increasing the nonlocality of the diffusive effects of the semi-local extrema as $p \nearrow p_{\max}$, and hence in practice can actually precipitate greater diffusion than the nascent Barth–Jespersen limiter as p increases.

In order to reduce this so-called “blind diffusion” in both limiters we introduce a simple functional which attempts to treat a portion of this special case separately. That is, we simply replace (3.22) with:

$$\alpha_{\kappa,b}^{(i+j)} = \min_{\mathbf{x}_i \in \Omega_{e_l}} \begin{cases} \min \left\{ 1, \left(\frac{U_{\kappa,i,b}^{\max} - U_{\kappa,i,c,b}^{e_l}}{U_{\kappa,b,i}^{(i+j)} - U_{\kappa,i,c,b}^{e_l}} \right) \right\}, & \text{for } U_{\kappa,b,i}^{(i+j)} > U_{\kappa,i,c,b}^{e_l} \\ \min \left\{ f_{\max}, \left| \frac{U_{\kappa,i,b}^{\max} - U_{\kappa,i,b}^{\min}}{U_{\kappa,b,i}^{(i+j)} - U_{\kappa,i,c,b}^{e_l}} \right| \right\}, & \text{for } U_{\kappa,i,c,b}^{e_l} = U_{\kappa,i,b}^{\max} \\ 1, & \text{for } U_{\kappa,b,i}^{(i+j)} = U_{\kappa,i,c,b}^{e_l} \\ \min \left\{ f_{\min}, \left| \frac{U_{\kappa,i,b}^{\min} - U_{\kappa,i,b}^{\max}}{U_{\kappa,b,i}^{(i+j)} - U_{\kappa,i,c,b}^{e_l}} \right| \right\}, & \text{for } U_{\kappa,i,c,b}^{e_l} = U_{\kappa,i,b}^{\min} \\ \min \left\{ 1, \left(\frac{U_{\kappa,i,b}^{\min} - U_{\kappa,i,c,b}^{e_l}}{U_{\kappa,b,i}^{(i+j)} - U_{\kappa,i,c,b}^{e_l}} \right) \right\}, & \text{for } U_{\kappa,b,i}^{(i+j)} < U_{\kappa,i,c,b}^{e_l} \end{cases} \quad (3.26)$$

where $f_{\max}, f_{\min} \in (0, 1)$ are constants used to limit the rate at which the extrema diffuse (that is, reduce the rate at which error is introduced into the solution), and when $f_{\max} = f_{\min}$ we denote them by f_d .

We find when setting $f_d = 1$ we generally get a very moderate improvement in the limiting error behavior of both the vertex and Barth–Jespersen limiters. Nevertheless, clearly (3.26) has only accounted partially for the degenerate local extrema cases, in particular it still fails to properly account for the case of $U_{\kappa,i,b}^{\min} = U_{\kappa,i,b}^{\max}$, and the absolute value is used to account for the fact that the signs have not been separately controlled. We have developed strategies for adopting fixes for these issues into the limiter, but in general find even the augmented regimes to still demonstrate substantially more diffuse behavior than the restricted regime presented in §3.4, and so will suppress any further comment on the subject at present, simply noting that it is possible to improve upon the basic behavior of the limiter in p by developing selection strategies to deal with the many special cases which arise over solutions locally, and where alternatively one is often also able to improve the error behavior by tuning f_{\max} and f_{\min} .

§3.3 The hierarchical reconstruction via MUSCL or ENO

We now consider the hierarchical reconstruction scheme presented in [1] and [28]. Formally in this setting we simply take derivatives of (3.2) in the master element frame, and work locally over the averages and differences of these differential reconstructions. The method is presented as a two step process, where we start in step 1 at the highest order derivatives and work down to the lowest, with the caveat that the linear and constant terms are dealt with separately in step 2.

Step 1. Starting at the top order coefficient k , a linearization of the $(k - 1)$ -st derivative of (3.2) is given by (3.21) in the Taylor basis for $i + j = k - 1$. Here, however, we recover the entire higher order component including the nonlinear terms, so that we must employ our monomial index function $b(i, j)$ given in (3.17).

That is, beginning at the top *level* $\mathfrak{l}(k)$, the components are merely integrated locally such that for $i + j = k$ we define the linear part as satisfying:

$$\bar{U}_{\kappa, b_{linear}, \Omega_{e_l}}^{(i+j)} = \mathcal{C}_{b(i,j)}, \quad \forall b \in \mathfrak{l}(k) \wedge \forall \Omega_{e_l} \in \Omega_{\mathfrak{X}}, \quad (3.27)$$

where \mathfrak{X} here and below may be f or E (i.e. the *focal* and the *edge neighborhoods*, respectively, as shown in both Figure 2 and Figure 3), and where here and below \wedge is the logical conjunction and \vee is the corresponding logical disjunction.

At the lower *levels* (i.e. the *levels* \mathfrak{l} such that $\mathfrak{l}(1) < \mathfrak{l} < \mathfrak{l}(k)$) by expansion – after recovering the i and j indices of the base b -th component —then setting $\tilde{b} = b(i + i', j + j')$ and integrating locally over each cell in the neighborhood, we have that:

$$\bar{U}_{\kappa, b, \Omega_{e_l}}^{(i+j)} = \mathcal{C}_{b(i,j)} + \Omega_{e_l}^{-1} \int_{\Omega_{e_l}} \left\{ \sum_{i'+j'>0} \frac{1}{i'!j'!} \mathcal{C}_{\tilde{b}}(\eta - \eta_c)^{i'} (\xi - \xi_c)^{j'} \right\} d\eta d\xi, \quad \forall \tilde{b} \leq s \wedge \forall \Omega_{e_l} \in \Omega_{\mathfrak{X}}. \quad (3.28)$$

Likewise for each *level* \mathfrak{l} we integrate the higher order perturbative terms such that:

$$\bar{U}_{\kappa, b_{slope}, \Omega_{e_l}}^{(i+j)} = \Omega_{e_l}^{-1} \int_{\Omega_{e_l}} \left\{ \sum_{i'+j'>0} \frac{1}{i'!j'!} \mathcal{C}_{\tilde{b}}(\eta - \eta_c)^{i'} (\xi - \xi_c)^{j'} \right\} d\eta d\xi, \quad \forall \tilde{b} \leq s \wedge \forall \Omega_{e_l} \in \Omega_{\mathfrak{X}}. \quad (3.29)$$

It is then these two averages which serve to limit the *level* \mathfrak{l} components of the Taylor basis by way of the linear type average $\bar{U}_{\kappa, b_{linear}, \Omega_{e_l}}^{(i+j)}$ of the difference of (3.28) with (3.29) in each b :

$$\bar{U}_{\kappa, b_{linear}, \Omega_{e_l}}^{(i+j)} = \left(\bar{U}_{\kappa, b, \Omega_{e_l}}^{(i+j)} - \bar{U}_{\kappa, b_{slope}, \Omega_{e_l}}^{(i+j)} \right), \quad \forall \Omega_{e_l} \in \Omega_{\mathfrak{X}}. \quad (3.30)$$

Now the linear terms of (3.30) will be used to determine the *candidates* for the updated values of the base cell Ω_{base} ; which is to say that the $(k-1)$ -st component of the k -th order jet $(J_c^k \alpha \mathbf{U}_h)(\varsigma_{ij})$ is limited by filtering a set of *candidates* through a family of minmod functions, such that:

$$U_{\kappa, b, \Omega_{base}}^{e_l} := \minmod_{\forall \Omega_{e_l} \in \Omega_{\mathfrak{X}}}^* \left(\bar{U}_{\kappa, b_{linear}, \Omega_{e_l}}^{(i+j)} \right). \quad (3.31)$$

Notice that we may also choose to find candidates over restricted subsets of the full neighborhood $\Omega_{\mathfrak{X}}$ in order to try and more effectively *localize* our limiting. For example, we may choose to find the minmod function over the local *stencil* $\Omega_{\mathfrak{X}_i}$ centered about a vertex of the cell and then perform a different selection rule over that set of candidates; or, alternatively, we may compute the integral averages over the local *stencil* $\Omega_{\mathfrak{X}_i}$ in (3.27)–(3.29) and then perform a minmod with respect to the full neighborhood $\Omega_{\mathfrak{X}}$. We have implemented and tested a number of these different regimes, and consider each of them in this paper to live under the general heading of “hierarchical reconstruction schemes,” though for the sake of brevity we focus only on (3.31) below.

Note that we perform Step 1 for each *level* $\mathfrak{l}(j)$ where $j < k$, and recursing down to the *level* corresponding to the \mathfrak{l} associated to the quadratic components at $p = 2$; where first we limit the difference (3.30) across the *neighborhood* of a base element in order to reconstruct the values on the base cell proper. For these purposes, we employ the following set of $\minmod_{\mathfrak{X}}^* = \Phi_{\mathfrak{X}}^*$ functions. The MUSCL reconstruction method relies on the function:

$$\Phi_{\mathfrak{X}}^m \left(\bar{U}_{\kappa, b_{linear}, \Omega_{e_l}}^{(i+j)} \right) = \begin{cases} \min_i \left(\bar{U}_{\kappa, b_{linear}, \Omega_{e_l}}^{(i+j)} \right), & \text{if } \bar{U}_{\kappa, b_{linear}, \Omega_{e_l}}^{(i+j)} > 0 \quad \forall \Omega_{e_l} \in \Omega_{\mathfrak{X}}, \\ \max_i \left(\bar{U}_{\kappa, b_{linear}, \Omega_{e_l}}^{(i+j)} \right), & \text{if } \bar{U}_{\kappa, b_{linear}, \Omega_{e_l}}^{(i+j)} < 0 \quad \forall \Omega_{e_l} \in \Omega_{\mathfrak{X}}, \\ 0, & \text{otherwise,} \end{cases}$$

while the ENO reconstruction is given by

$$\Phi_{\mathbf{x}}^{\epsilon} \left(\bar{U}_{\kappa, b_{linear}, \Omega_{e_l}}^{(i+j)} \right) = \bar{U}_{\kappa, b_{linear}, \Omega_{e_l}}^{(i+j)} \quad \text{if} \quad \bar{U}_{\kappa, b_{linear}, \Omega_{e_l}}^{(i+j)} = \min_{\forall \Omega_{e_l} \in \Omega_{\mathbf{x}}} \left| \bar{U}_{\kappa, b_{linear}, \Omega_{e_l}}^{(i+j)} \right|.$$

Additionally, following [28], the $\text{minmod}_{\mathbf{x}}^*$ function may be set as a center bias scheme given by

$$\Phi_{\mathbf{x}}^{\epsilon} = \Phi_{\mathbf{x}}^m \left((1 + \epsilon) \cdot \Phi_{\mathbf{x}}^m \left(\bar{U}_{\kappa, b_{linear}, \Omega_{e_l}}^{(i+j)} \right), \frac{1}{r} \sum_{k=1}^r \bar{U}_{\kappa, b_{linear}, \Omega_{e_k}}^{(i+j)} \right), \quad (3.32)$$

or the weighted ENO scheme,

$$\Phi_{\mathbf{x}}^{\epsilon_2} = \Phi_{\mathbf{x}}^{\epsilon} \left((1 + \epsilon) \cdot \Phi_{\Omega_{\mathbf{x}}}^{\epsilon} \left(\bar{U}_{\kappa, b_{linear}, \Omega_{e_l}}^{(i+j)} \right), \frac{1}{r} \sum_{k=1}^r \bar{U}_{\kappa, b_{linear}, \Omega_{e_k}}^{(i+j)} \right), \quad (3.33)$$

where in either case r is the total number of neighboring cells of the base cell $\Omega_{e_{base}}$, ϵ is a user defined constant, and \cdot in both (3.32) and (3.33) is merely standard multiplication. It is known that setting ϵ large helps to achieve the expected order of accuracy over triangular meshes.

Step 2. Now we address the case of how to limit the solution with respect to the linear $i + j = 1$ and constant $i = j = 0$ cases. For the linear case, we simply choose to limit with respect to a subset of limiting regimes, including those in §3.2 §3.3 §3.4 and §3.5. We choose this, in particular, in order to electively replace the MUSCL and ENO schemes from Step 1, which are relatively speaking more diffuse in our experiments at *level* 1(1) than some other possible alternatives.

Finally, the constant terms at *level* 1(0) are simply set equal to the average value on their base cell, $\bar{U}_{\kappa, 500} |_{\Omega_{base}}$ in order to enforce invariance of the cell averages. In other words, the constant terms remain unchanged.

§3.4 On a dynamically adaptive linear restriction

Here we generalize a limiter initially introduced in [7] for linear polynomials, to an arbitrary order p by way of simple linear restriction. This limiter is developed with an eye towards p -enrichment schemes, and in particular hp -adaptive schemes, where in areas of high (jump) variability one generally wants to reduce the order of p while refining the mesh parameter h . In this section we first restrict back to the Dubiner basis $\phi_{ij} \in \mathbb{R}[\mathcal{M}]$, in part to compare to the same implementation carried out in the Taylor basis as a consequence of the formulation presented in §3.5, which for linears are equivalent to each other.

Let us first restrict to the sub-quadratic terms of the basis, for any order p , such that we are initially only concerned with the terms corresponding to $i + j \leq 1$. Then, similar to (3.19), setting $U_{\kappa, i}^{e_j}$ as the constant piece of the Dubiner basis in the κ -th component of \mathbf{U}_h of the base element Ω_{e_j} containing $\mathbf{x}_i = (\xi_i, \eta_i)$ in the master element representation, we define the maximum $U_{\kappa, i}^{\max}$ and minimum $U_{\kappa, i}^{\min}$ values for each unknown at every $\mathbf{x}_i \in \Omega_{e_j}$ over the chosen *stencil* $\Omega_{\mathbf{x}_i}$ as

$$U_{\kappa, i}^{\max} = \max_{\forall \Omega_{e_\ell} \in \Omega_{\mathbf{x}_i}} \{U_{\kappa, i}^{e_\ell}\} \quad \text{and} \quad U_{\kappa, i}^{\min} = \min_{\forall \Omega_{e_\ell} \in \Omega_{\mathbf{x}_i}} \{U_{\kappa, i}^{e_\ell}\}. \quad (3.34)$$

Next we take the full approximate solution restricted to its sub-quadratic part and evaluated at the three vertices of the cell, denoted by the three solutions $U_\kappa(\mathbf{x}_\ell)|_{i+j \leq 1}$ for $\ell = 1, 2, 3$ corresponding to the vertices, while $i + j$ corresponds to the polynomial order. Then at each vertex we employ the following minmod function $\Phi_{\mathbf{x}_\ell} = \Phi_{\mathbf{x}_\ell}(U_\kappa(\mathbf{x}_\ell)|_{i+j \leq 1})$:

$$\Phi_{\mathbf{x}_\ell} = \max \left\{ \min \left\{ (U_\kappa(\mathbf{x}_\ell)|_{i+j \leq 1}, U_{\kappa,\ell}^{\max} \right\}, U_{\kappa,\ell}^{\min} \right\}, \quad (3.35)$$

where we subsequently reset the vertex value to $U_\kappa(\mathbf{x}_\ell)|_{i+j \leq 1} = \Phi_{\mathbf{x}_\ell}(U_\kappa(\mathbf{x}_\ell)|_{i+j \leq 1})$.

Proceeding, we estimate the average vertex value over the *stencil* restricted by above to its value on the minmod'ed *neighborhood* by computing, $\text{Avg}_\ell(U_\kappa(\mathbf{x}_\ell)|_{i+j \leq 1}) = \frac{1}{3} \sum_\ell U_\kappa(\mathbf{x}_\ell)|_{i+j \leq 1}$, and then we calculate a vertex weighted difference between this average and $U_{\kappa,\ell}^{e_j}$, which is given by:

$$W_\ell = 3 \left(\text{Avg}_\ell(U_\kappa(\mathbf{x}_\ell)|_{i+j \leq 1}) - U_{\kappa,\ell}^{e_j} \right). \quad (3.36)$$

The restricted difference functions \mathfrak{D}_ℓ are then given with respect to each vertex \mathbf{x}_ℓ ,

$$\mathfrak{D}_\ell = (U_\kappa(\mathbf{x}_\ell)|_{i+j \leq 1} - U_{\kappa,\ell}^{e_j}) \text{sgn} W_\ell \quad (3.37)$$

where $\text{sgn}(\cdot)$ is the usual signum function except that $\text{sgn}(0) := 1$. Then, if \mathfrak{D}_ℓ is positive, which means that either both the average and the approximate solution at the vertex are larger than $U_{\kappa,\ell}^{e_j}$, or similarly that they are both smaller than $U_{\kappa,\ell}^{e_j}$, then we set:

$$\mathcal{D} = \max \left(1, \sum_{m=0}^I 1 \right), \quad \text{where } I = \sum_\ell \text{sgn} \mathfrak{D}_\ell, \quad \text{for each } \mathbf{x}_\ell \text{ restricted such that } \mathfrak{D}_\ell > 0. \quad (3.38)$$

This allows us now to generate a vertex-wise redistribution factor \mathcal{R}_ℓ over each element, defined simply by setting

$$\mathcal{R}_\ell = \begin{cases} (W_\ell \text{sgn} W_\ell) / \mathcal{D}, & \text{if } \mathfrak{D}_\ell > 0, \\ 0, & \text{otherwise,} \end{cases} \quad (3.39)$$

where the maximum allowed value \mathcal{R}_ℓ^{\max} is determined by setting:

$$\mathcal{R}_\ell^{\max} = \begin{cases} (U_\kappa(\mathbf{x}_\ell)|_{i+j \leq 1} - U_{\kappa,\ell}^{\min}) & \text{if } \text{sgn} W_{d,\ell} > 0, \\ (U_{\kappa,\ell}^{\max} - U_\kappa(\mathbf{x}_\ell)|_{i+j \leq 1}) & \text{otherwise.} \end{cases} \quad (3.40)$$

The approximate values at the vertices are then updated, where we make sure the maximum redistribution amount is not exceeded, $\mathcal{R}_\ell = \min(\mathcal{R}_\ell, \mathcal{R}_\ell^{\max})$. The redistributed vertex value is fixed explicitly to satisfy:

$$U_\kappa(\mathbf{x}_\ell)|_{i+j \leq 1} = U_\kappa(\mathbf{x}_\ell)|_{i+j \leq 1} - \mathcal{R}_\ell \text{sgn} W_\ell. \quad (3.41)$$

Now, we adapt our limiter to sense areas where substantial overshoots and/or undershoots have occurred, thus marking the presence of potential shock fronts. We check back to determine that if the redistribution at a specific vertex passes a given tolerance $\varepsilon \in \mathbb{R}^+$, then we either zero out the higher order terms if in a fixed order p solution, or we lower our polynomial order to $p = 1$ if in a p -adaptive context (which will be fully addressed in §5). That is, we define a restriction

functional $\mathfrak{R} = \mathfrak{R}(\mathcal{P}^k, U_\kappa|_{i+j>1})$ that operates either on the restricted solution $U_\kappa|_{i+j>1}$ or the local polynomial order $\mathcal{P}^k(\Omega_{e_l})$ over the entire cell:

$$\mathfrak{R} = \begin{cases} U_\kappa|_{i+j>1} = 0 & \text{if } (U_\kappa(\mathbf{x}_\ell)|_{i+j\leq 1} - \Phi_{\mathbf{x}_\ell}| \leq \varepsilon) \wedge \mathcal{P}^{i+j>1}(\Omega_{e_l}), \\ \mathcal{P}^k(\Omega_{e_l}) \rightarrow \mathcal{P}^1(\Omega_{e_l}) & \text{if } (U_\kappa(\mathbf{x}_\ell)|_{i+j\leq 1} - \Phi_{\mathbf{x}_\ell}| \leq \varepsilon) \wedge (p\text{-adaptive}) \wedge \mathcal{P}^{i+j>1}(\Omega_{e_l}) \end{cases}$$

if any of the vertex values exceed the tolerance. We also note that clearly ε should have an implicit dependence on h .

Finally we make sure that the difference is properly re-weighted for the next computation at the elements next vertex (if one exists) by determining the amount available to redistribute by computing: $W_{d,\ell} = (W_{d,\ell} - \mathcal{R}_\ell \text{sgn} W_{d,\ell})$.

This provides the sub-quadratic approximate solution, but what we need are the coefficients on ϕ_{10} and ϕ_{01} in the basis. Thus we simply invert the following local constant matrix:

$$\begin{pmatrix} \phi_{00}(\mathbf{x}_1) & \phi_{10}(\mathbf{x}_2) & \phi_{01}(\mathbf{x}_3) \\ \phi_{00}(\mathbf{x}_1) & \phi_{10}(\mathbf{x}_2) & \phi_{01}(\mathbf{x}_3) \\ \phi_{00}(\mathbf{x}_1) & \phi_{10}(\mathbf{x}_2) & \phi_{01}(\mathbf{x}_3) \end{pmatrix} \begin{pmatrix} U_{\kappa,00} \\ U_{\kappa,10} \\ U_{\kappa,01} \end{pmatrix} = \begin{pmatrix} U_\kappa(\mathbf{x}_1)|_{i+j\leq 1} \\ U_\kappa(\mathbf{x}_2)|_{i+j\leq 1} \\ U_\kappa(\mathbf{x}_3)|_{i+j\leq 1} \end{pmatrix}, \quad (3.42)$$

to acquire the unknowns.

§3.5 The hierarchic linear recombination

Now, we develop a new slope limiting strategy based on the limiter presented in §3.4, but transformed into the Taylor basis $\varsigma_{ij} \in J_c^k(\mathbb{R}^2, \mathcal{M})$, and generalized over linear recombinations of linear reconstructions.

More clearly, we take our transformed solutions (3.16) such that in the Taylor basis we can extract the hierarchical basis at any *level* \mathfrak{l} , independently of cell vertices \mathbf{x}_i , by simply extracting for any hierarchical index b the set $\{\mathcal{C}_b, \mathcal{C}_{b+g}, \mathcal{C}_{b+g+1}\}$ from §3.2. Notice that this set is entirely determined by its indices i and j by way of $b(i, j)$. That is, we can simply denote $\{\mathcal{C}_b, \mathcal{C}_{b+g}, \mathcal{C}_{b+g+1}\}$ as the first three coefficients of the $(i+j)$ -th derivative of U_h^\vee . As in §3.2 this provides our linear reconstruction, such that equation (3.21) becomes our effective sub-quadratic restriction of the $(i+j)$ -th derivative of U_h^\vee which we substitute into the formalism of §3.4. That is we set

$$U_\kappa(\mathbf{x}_\ell)|_{i-i'+j-j'\leq 1} = \mathcal{C}_b + \mathcal{C}_{b+g}(\eta_i - \eta_c) + \mathcal{C}_{b+g+1}(\xi_i - \xi_c),$$

where i' and j' correspond to the sub-quadratic polynomial basis in the derivation of U_h^\vee with coefficients at *level* $\mathfrak{l}(i+j)$.

Then (3.34) is calculated, where we evaluate over every \mathcal{C}_b in decreasing order. That is, for $b+g+1 \leq s$, we compute starting at the top $(k-1)$ -st order derivative steps (3.34)–(3.42) from §3.4 with respect to each base coefficient b at that *level* $\mathfrak{l}(k-1)$. Then, due to the redundancy of representation for the mixed terms as discussed §3.3, we employ any of our minmod functions $\Phi_{\mathfrak{x}}^*$ from §3.3 (note that in the experiments below we always use the MUSCL minmod function). This is performed until we reach *level* corresponding to $b=1$, at which point we perform the calculation one more time identically to that presented in §3.4 except in the Taylor basis.

Notice here that when the top order is linear, or when $p=k=1$ the strategy from §3.4 is equivalent to §3.5 up to a change of basis (for example in (3.42) the ϕ_{ij} 's become ς_{ij} 's), which provides for identical error behavior at $p=k=1$.

§4 Slope limiting: numerical results

In this section we solve two example problems for an advected scalar quantity $\iota = \iota(t, \mathbf{x})$. All of our solutions have been run in parallel using an upwinding scheme for the choice of flux.

§4.1 The rotating half annular crest, cone, and hill solution

Here we solve a standard rotating landscape solution to a scalar transport equation. That is, consider the hyperbolic advection problem:

$$\partial_t \iota + \mathbf{u} \cdot \nabla_x \iota = 0, \quad (4.1)$$

with initial-boundary data given by

$$\iota|_{t=0} = \iota_0, \quad \text{and} \quad \iota_b = 0,$$

corresponding to vanishing boundary data, given constant velocity vector field $\mathbf{u} = \mathbf{u}(t, \mathbf{x})$ with a transported scalar quantity $\iota = \iota(t, \mathbf{x})$ in dimension two, such that $\mathbf{x} = (x, y)$ and $\mathbf{u} = (u, v)$.

We choose a simple square domain $\Omega = [-\frac{1}{2}, \frac{1}{2}]^2$, with constant velocity vector field $\mathbf{u} = (y, -x)$ and $\iota = \iota(t, \mathbf{x})$. Then letting $\tau_{\mathcal{O}} = \pi/4$ and defining the auxiliary variables

$$\mathcal{O}_x = x \cos \tau_{\mathcal{O}} - y \sin \tau_{\mathcal{O}} \quad \text{and} \quad \mathcal{O}_y = y \cos \tau_{\mathcal{O}} + x \sin \tau_{\mathcal{O}},$$

we take initial data satisfying:

$$\iota_0 = \begin{cases} 1, & \text{if } A, \\ 1 - Ba^{-1}, & \text{if } B \leq a, \\ \frac{1}{4}(1 + \cos \pi r), & \text{otherwise,} \end{cases} \quad (4.2)$$

where

$$A = (a_0 \leq B \leq a) \wedge (\mathcal{O}_x \leq a_1), \quad B = \sqrt{\left(\mathcal{O}_x - \frac{1}{4}\right)^2 + \mathcal{O}_y^2},$$

and

$$r = a^{-1} \min \left(a, \sqrt{\mathcal{O}_x^2 + (\mathcal{O}_y + 1/4)^2} \right),$$

taking $a = 0.18$, $a_0 = 0.025$ and $a_1 = -0.23$.

The exact solution may be determined by noticing that since for any $F(x, y)$, where $x = x(t)$ and $y = y(t)$, that

$$\frac{dF}{dt} = \partial_t F + \begin{pmatrix} x' \\ y' \end{pmatrix} \cdot \nabla F = 0,$$

which implies that for

$$\mathbf{u} = \begin{pmatrix} u \\ v \end{pmatrix} = \begin{pmatrix} y \\ -x \end{pmatrix}, \quad \text{we have the system} \quad x' = y \quad \text{and} \quad y' = -x,$$

Error with respect to (4.1)

p	Limiter type	$\frac{L^2 \text{error}}{L^\infty \text{error}}$	Limiter type	$\frac{L^2 \text{error}}{L^\infty \text{error}}$
1	BJ limiter ^{[6],§3.2}	$\left(\frac{1.7 \times 10^{-3}}{0.73}\right)$	Adapted BJ ^{§3.2a}	$\left(\frac{1.5 \times 10^{-3}}{0.73}\right)$
1	DEO limiter ^[12]	$\left(\frac{1.1 \times 10^{-3}}{0.71}\right)$	BDS limiter ^{[7],§3.4}	$\left(\frac{5.9 \times 10^{-4}}{0.67}\right)$
1	Vertex ^{[26, 29],§3.2}	$\left(\frac{1.3 \times 10^{-3}}{0.73}\right)$	Adapted vertex ^{§3.2a}	$\left(\frac{1.2 \times 10^{-3}}{0.72}\right)$
1	Recombination ^{§3.5}	$\left(\frac{5.9 \times 10^{-4}}{0.67}\right)$	Reconstruction _{MUSCL} ^{[1, 28],§3.3}	$\left(\frac{5.9 \times 10^{-4}}{0.67}\right)$
2	BJ limiter ^{[6],§3.2}	$\left(\frac{2.3 \times 10^{-3}}{0.74}\right)$	Restriction ^{[7],§3.4}	$\left(\frac{4.9 \times 10^{-4}}{0.64}\right)$
2	Vertex ^{[26, 29],§3.2}	$\left(\frac{2.7 \times 10^{-3}}{0.73}\right)$	Adapted vertex ^{§3.2a}	$\left(\frac{2.7 \times 10^{-3}}{0.73}\right)$
2	Recombination ^{§3.5}	$\left(\frac{2.2 \times 10^{-3}}{0.74}\right)$	Reconstruction _{ENO} ^{[1, 28],§3.3}	$\left(\frac{1.6 \times 10^{-3}}{0.73}\right)$
3	BJ limiter ^{[6],§3.2}	$\left(\frac{3.0 \times 10^{-3}}{0.72}\right)$	Restriction ^{[7],§3.4}	$\left(\frac{5.5 \times 10^{-4}}{0.73}\right)$
3	Vertex ^{[26, 29],§3.2}	$\left(\frac{3.0 \times 10^{-3}}{0.72}\right)$	Adapted vertex ^{§3.2a}	$\left(\frac{2.9 \times 10^{-3}}{0.72}\right)$
3	Recombination ^{§3.5}	$\left(\frac{3.0 \times 10^{-3}}{0.72}\right)$	Reconstruction _{ENO} ^{[1, 28],§3.3}	$\left(\frac{1.9 \times 10^{-3}}{0.75}\right)$
4	BJ limiter ^{[6],§3.2}	$\left(\frac{2.6 \times 10^{-3}}{0.72}\right)$	Restriction ^{[7],§3.4}	$\left(\frac{5.4 \times 10^{-4}}{0.69}\right)$
4	Vertex ^{[26, 29],§3.2}	$\left(\frac{3.1 \times 10^{-3}}{0.72}\right)$	Adapted vertex ^{§3.2a}	$\left(\frac{3.1 \times 10^{-3}}{0.72}\right)$
4	Recombination ^{§3.5}	$\left(\frac{3.1 \times 10^{-4}}{0.72}\right)$	Reconstruction _{ENO} ^{[1, 28],§3.3}	$\left(\frac{2.3 \times 10^{-3}}{0.73}\right)$

Table 1: We give the L^2 and L^∞ -errors of the approximate solutions after one full rotation, setting $h = 1/256$, $\Delta t = 1 \times 10^{-3}$ and using Runge–Kutta SSP(5, 3).

that may be solved by recombining such that the solution to the second order ODE, $y'' + y = 0$ generates the rotation matrix R about the origin. That is, we obtain the clockwise transformation

$$R = \begin{pmatrix} \cos t & -\sin t \\ \sin t & \cos t \end{pmatrix}, \quad (4.3)$$

such that $R\mathbf{x}$ yields the exact solution.

For our numerical experiments, we follow a similar case to that presented in [26] setting our mesh width to $h = 1/128$ and $\Delta t = 1 \times 10^{-3}$ in keeping with the CFL condition on hyperbolic transport (*e.g.* see [38]). Let us briefly discuss the results shown in Figure 4 and Figure 5 and Table 1. We note that we have run all of our experiments on a regular structured triangular grid.

In Figure 4 we see the results for linears. The Durlofsky–Engquist–Osher^[12] limiter, the vertex limiter [26] and the adapted vertex limiter seem to show qualitatively similar behaviors. The Barth–Jespersen limiter [6] is slightly more diffuse here at linears (where the adapted Barth–Jespersen shows only slight improvement over the nascent Barth–Jespersen limiter as well), while the BDS limiter [7] shows by far the best L^2 -error behavior and clearly maintains the best signature behavior of the solution everywhere but at the points of discontinuity, where these values

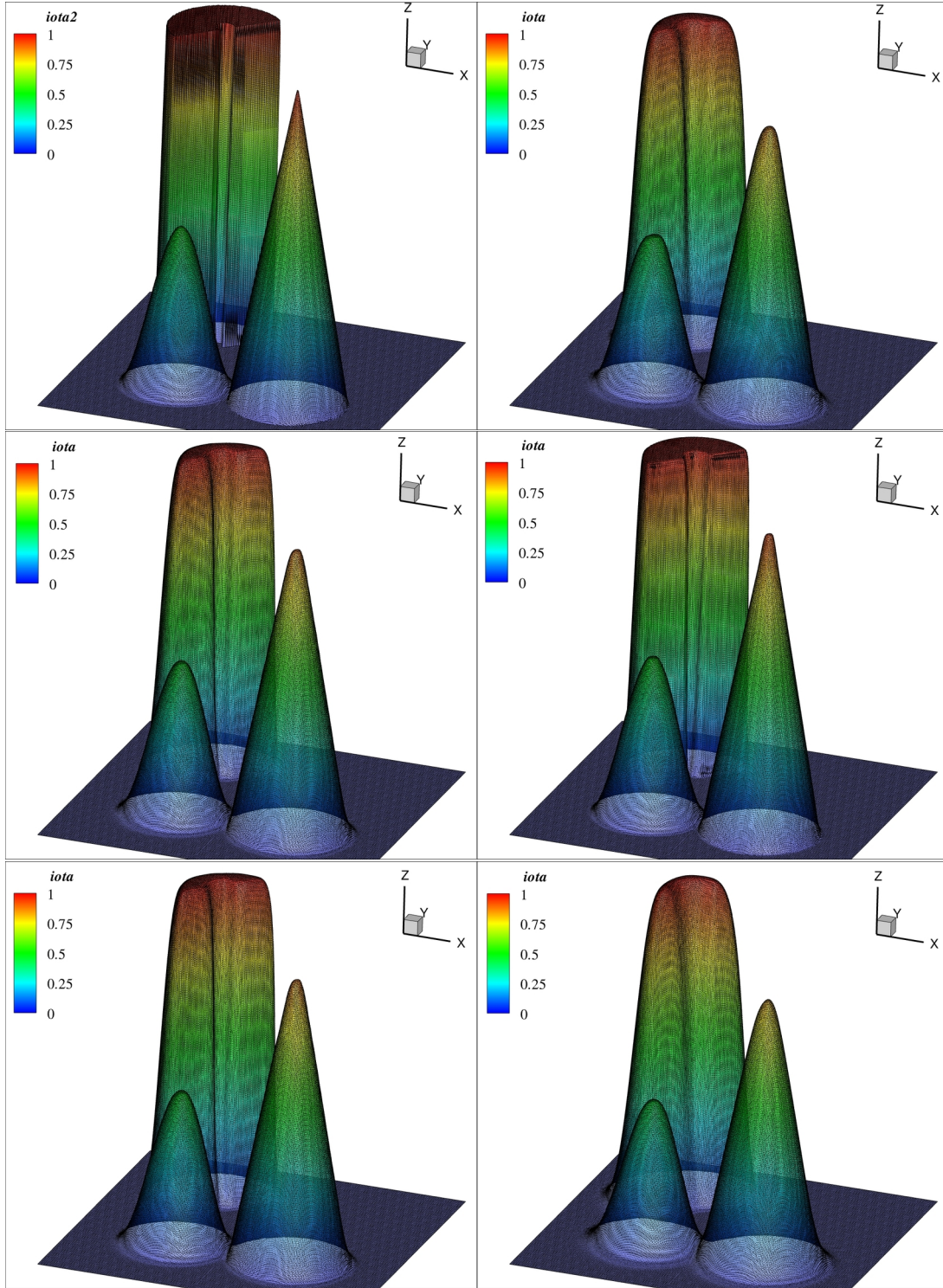


Figure 4: Here we show the $p = 1$ results from Table 1 after one full revolution. The upper left is the exact L^2 projection at $p = 1$, the top right is the DEO limiter^[12], the middle left is the vertex limiter^{[26, 29], §3.2}, the middle right the BDS limiter^{[7], §3.4}, the bottom left the adapted vertex limiter^{§3.2a}, and the bottom right the BJ limiter^{[6], §3.2}.

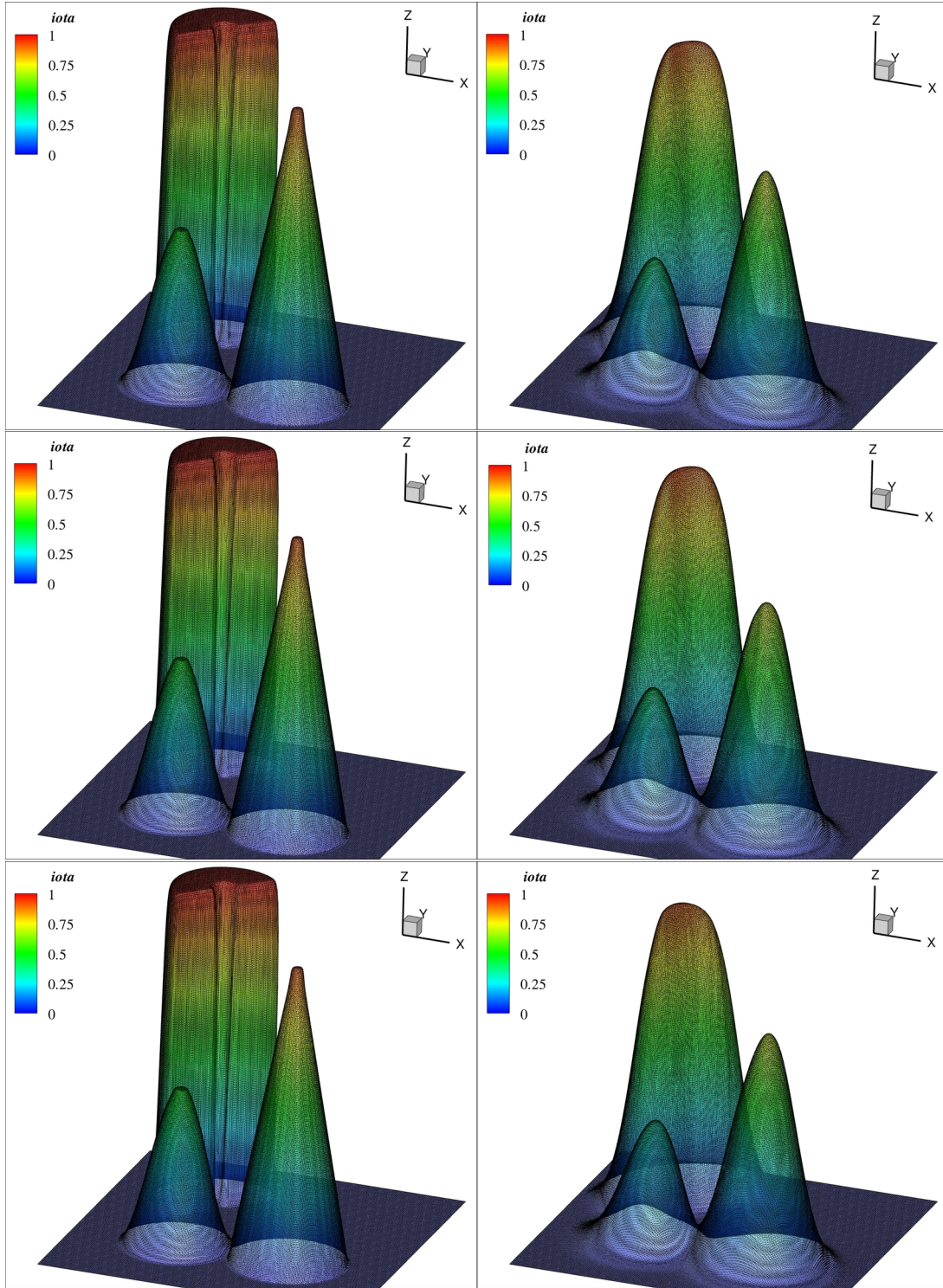


Figure 5: Here we show the $p = 2$ to $p = 4$ results from Table 1 after one full revolution. The left column shows the linear restriction of the BDS limiter^{[7],§3.4} in descending order, while the right column shows the next best limiter, in descending order, *i.e.* at $p = 2$, $p = 3$ and $p = 4$ the hierarchical reconstruction_{ENO}^{[1, 28],§3.3}.

are tightly redistributed. As previously suggested [26], the vertex limiter and the Barth–Jespersen limiter are both quite sensitive to mesh geometries, where the former is better suited in some sense to geometries with “sharp angles” while the Barth–Jespersen limiter is well-suited for regular structured meshes (*e.g.* Delaunay triangulations). However, because the so-called “blind diffusion” of both caused by local extrema — as discussed in §3.2a — this behavior is not entirely predictable or monotone with respect to mesh regularity, as we see below. The hierarchic linear recombination from §3.5, and the hierarchical reconstruction from §3.3 are both equivalent by construction to the BDS limiter at $p = 1$.

When $p > 1$ we see an immediate and substantial degradation in the limiting behavior of all the regimes, with the single exception of the linear restriction of the BDS limiter from §3.4. This is immediately prevalent at $p = 2$, where the hierarchic linear recombination method from §3.3 is the next best limiting regime and yet has an L^2 -error more than three times as diffuse as the linear restriction. In fact, the hierarchical reconstruction method from §3.3 may be the most natural extension of the BDS limiter to order p , where the choice of linearization is the most direct application of the BDS scheme in the Taylor basis. But even here, where at $p = 2$ we have added only three more degrees of freedom to the polynomial hierarchical basis, we see that performing the limiter on the linear reconstructions — which amounts to performing the limiting procedure on only two more components (*i.e.* the linear components which are limited with respect to their respective slopes) — shows a substantial loss locally in the sharpness of the resolution along the discontinuities.

The reason for this loss of resolution is not entirely mysterious or unexpected, though previous work [26] has demonstrated geometries where this degradation is not immediately observable at $p = 2$. Nevertheless, here we see that as p increases the number of applications of the limiter to the solution increases as a function of the degrees of freedom at the $(p - 1)$ -st degree (*i.e.* $(p - 1)(p - 2)/2$). In fact this is true for each of the limiting regimes, with the exception of the hierarchical reconstruction methods from §3.3, which actually perform yet another iteration of the limiter by employing one of the minmod functions at top order. However, the hierarchical reconstruction methods also have the advantage of utilizing information coming from nonlinearities that are present in the solution — in contrast to the vertex based schemes which linearize about a single component. It turns out that the addition of this nonlinear signature behavior at higher order seems to allow the hierarchical reconstruction methods to capture the profile more completely, even with the additional application of the limiting regime at each timestep.

However, by far the most effective limiting regime for $p > 1$ is the linear restriction of the BDS limiter from §3.4, where in \mathfrak{R} the ε has been set to 10^{-4} . Again, this result is not entirely unexpected, since slope limiting, as its name suggests, finds its roots in limiting the slopes of lines with respect to some linear basis [40], and so for $p > 1$ this regime in some sense has no unique generalization by way of linearization, and in fact, it seems, must be adapted in some sense comparable to that of the hierarchical reconstruction methods of [1, 28] or otherwise to have any hope of generating a regime which maintains p convergence with respect to the slope limiting. This is just to say, it seems unlikely that one should be able to expect a reduction in the error upon multiple applications of a linearized slope limiter simply by applying it more often to a linearization in its respective components. Since, for example, if one assumes (fairly realistically) that the top order component has an approximately fixed order error which is introduced upon application of the limiter to the FEM solution, then each subsequent application of the limiter to the lower *level* \mathfrak{l} components should only be able to increase the subsequent error introduced over

all. In the hierarchical reconstruction methods of [1, 28], on the other hand, the componentwise minmod'ing attenuates this effect somewhat, as does the fact that all of the limited higher order components serve to help limit the lower order components at every *level* \mathbf{l} .

Before discussing this further, let us first confirm that this result is not simply a special case of (4.1) which demonstrates a pathological behavior with respect to (4.2). Below we take a solution which admits a number of additional types of singular submanifolds that help to further explicate each limiter's behavior.

§4.2 Steady state convective torque

Now we show a steady state solution to equation (4.1), which effectively isolates the error present in the form of torque away from the steady state in a rotating constant frame solution. Our goal here is to present a more difficult set of singular submanifolds with respect to a steady state solution in order to more completely isolate the error explicitly introduced by the limiting regimes over varying order p .

Here we work over the Cartesian domain $\Omega = [0, 2] \times [-1, 1]$, given the same boundary conditions from §4.1, and where the exact steady solution is characterized by a velocity field satisfying $\mathbf{u} = (y, 1 - x)$ and a steady state scalar field ι given by:

$$\iota = \begin{cases} 2 - \frac{2}{3}r, & \text{if } r \leq a_1 \\ 2a_1(1 + \cos[(r - a_2)\pi]), & \text{if } a_1 < r \leq 3.5a_3 \\ 3a_1, & \text{if } 4a_3 \leq r \leq 2a_1 \\ 3a_3(1 + \cos[(r - a_2)\pi]), & \text{if } 6a_3 \leq r \leq 7a_3 \\ a_1, & \text{if } 8a_3 \leq r \leq 9a_3 \\ 0, & \text{otherwise} \end{cases} \quad (4.4)$$

where

$$r = \sqrt{(x - 1)^2 + (y)^2}, \quad a_1 = \frac{1}{4}, \quad a_2 = \frac{13}{3} \quad \text{and} \quad a_3 = \frac{1}{10}.$$

The solution as shown in Figure 6 is augmented from the relatively well-behaved circular convection case analyzed in [26]. Here we have similar outer rings (though substantially “thinned”), but have supplemented a pair of inner ring submanifolds that have a thickness of no more than a single point that similarly intersects an inner cone along a line of singular points, and with a very thin island outer ring. These initial conditions are not particularly well-behaved, as can be seen in Figure 6, where even in the L^2 -projected exact solution at $p = 7$ there are variations (jagged lines) at the mesh resolution along the lines of singular points. To compound this, we use a larger domain than that of [26], which effectively doubles the velocity of the pseudo-timestepping in the y -direction, providing for even more instability in the solution space.

Note that in Figure 6 and Figure 7, the asymmetry in the solution is merely due to that fact that we have only gone a quarter turn, thus the diffusive signature of each limiter has only been advected a quarter turn, and accumulates or dissipates according to the local behavior of the flux.

Now, notice that the adapted limiters from §3.2a are not well-suited to handle (4.4) at all. In fact (3.26) is, in particular, adapted to represent a case which almost always leads to problems, since it does not deal differentially with the special case of $U_{\kappa,i,b}^{\max} = U_{\kappa,i,b}^{\min}$, which in (3.26) up to the resolution h is the case for nearly every element in the domain, leading to an almost globally uniform “blind diffusion.” In fact the adapted cases are worse than the nascent cases at low p —

Error with respect to (4.4)

p	Limiter type	$\frac{L^2 \text{error}}{L^\infty \text{error}}$	Limiter type	$\frac{L^2 \text{error}}{L^\infty \text{error}}$
1	BJ limiter ^{[6],§3.2}	$\left(\frac{7.9 \times 10^{-3}}{0.49}\right)$	Vertex ^{[26, 29],§3.2}	$\left(\frac{7.6 \times 10^{-3}}{0.51}\right)$
1	DEO limiter ^[12]	$\left(\frac{6.5 \times 10^{-3}}{0.47}\right)$	BDS limiter ^{[7],§3.4}	$\left(\frac{4.3 \times 10^{-3}}{0.40}\right)$
1	Recombination ^{§3.5}	$\left(\frac{4.3 \times 10^{-3}}{0.40}\right)$	Reconstruction _{ENO} ^{[1, 28],§3.3}	$\left(\frac{4.3 \times 10^{-3}}{0.40}\right)$
2	BJ limiter ^{[6],§3.2}	$\left(\frac{1.9 \times 10^{-2}}{0.50}\right)$	Restriction ^{[7],§3.4}	$\left(\frac{4.2 \times 10^{-3}}{0.38}\right)$
2	Vertex ^{[26, 29],§3.2}	$\left(\frac{1.2 \times 10^{-2}}{0.50}\right)$	Adapted vertex ^{§3.2a}	$\left(\frac{1.9 \times 10^{-2}}{0.50}\right)$
2	Recombination ^{§3.5}	$\left(\frac{1.2 \times 10^{-2}}{0.50}\right)$	Reconstruction _{ENO} ^{[1, 28],§3.3}	$\left(\frac{1.8 \times 10^{-2}}{0.52}\right)$
3	BJ limiter ^{[6],§3.2}	$\left(\frac{2.8 \times 10^{-2}}{0.50}\right)$	Restriction ^{[7],§3.4}	$\left(\frac{9.4 \times 10^{-3}}{0.40}\right)$
3	Vertex ^{[26, 29],§3.2}	$\left(\frac{2.8 \times 10^{-2}}{0.50}\right)$	Adapted vertex ^{§3.2a}	$\left(\frac{2.8 \times 10^{-2}}{0.50}\right)$
3	Recombination ^{§3.5}	$\left(\frac{2.8 \times 10^{-2}}{0.50}\right)$	Reconstruction _{ENO} ^{[1, 28],§3.3}	$\left(\frac{1.8 \times 10^{-2}}{0.51}\right)$
4	BJ limiter ^{[6],§3.2}	$\left(\frac{2.8 \times 10^{-2}}{0.50}\right)$	Restriction ^{[7],§3.4}	$\left(\frac{9.5 \times 10^{-3}}{0.38}\right)$
4	Vertex ^{[26, 29],§3.2}	$\left(\frac{2.9 \times 10^{-2}}{0.50}\right)$	Adapted vertex ^{§3.2a}	$\left(\frac{2.9 \times 10^{-2}}{0.50}\right)$
4	Recombination ^{§3.5}	$\left(\frac{2.9 \times 10^{-2}}{0.50}\right)$	Reconstruction _{ENO} ^{[1, 28],§3.3}	$\left(\frac{2.1 \times 10^{-2}}{0.51}\right)$

Table 2: We give the L^2 and L^∞ -errors of the approximate solutions after T corresponding to a $1/4$ rotation, setting $h = 1/128$, $\Delta t = 5 \times 10^{-4}$ and using Runge–Kutta SSP(5, 3).

when not explicitly dealing with $U_{\kappa,i,b}^{\max} = U_{\kappa,i,b}^{\min}$ — since the nascent vertex and Barth–Jespersen limiters do not recognize local extrema at all, while the adapted cases do recognize local extrema up to, but not including, the degenerate case of $U_{\kappa,i,b}^{\max} = U_{\kappa,i,b}^{\min}$. As p increases the repeated iterations of the limiter swamps this behavior in both the nascent and adapted limiters, and thus the solutions converge to the same value.

Moreover, in this example (4.4) the Barth–Jespersen limiter is clearly initially more diffuse than the nascent vertex limiter, which is primarily due here to the fact that the singular submanifolds are chosen such that they — again up to the mesh resolution h — spatially oscillate on a local neighborhood which is larger than the characteristic length of the *edge neighborhood*, and so the *focal neighborhood* is a more appropriate area to “sense” in order to capture this semi-localized signature behavior. Moreover, the problem of local extrema as discussed in §3.2a is of lesser importance in this case, since up to the set of codimension one submanifolds of Ω_h in (4.4), the entire domain is characterized and dominated by extremely sharp profiles, making the diffusion — which is primarily degenerate near smooth regions — more appropriate here. However, again as p increases this behavior gets swamped by the repeated iterations.

The linear restriction of the BDS limiter^{[7],§3.4} once again demonstrates the best limiting behavior as a function of increasing p , which again seems to emphasize the fact that limiting a solution for $p > 1$ must somehow account for the implicit nonlinearity present internal to the cell in a

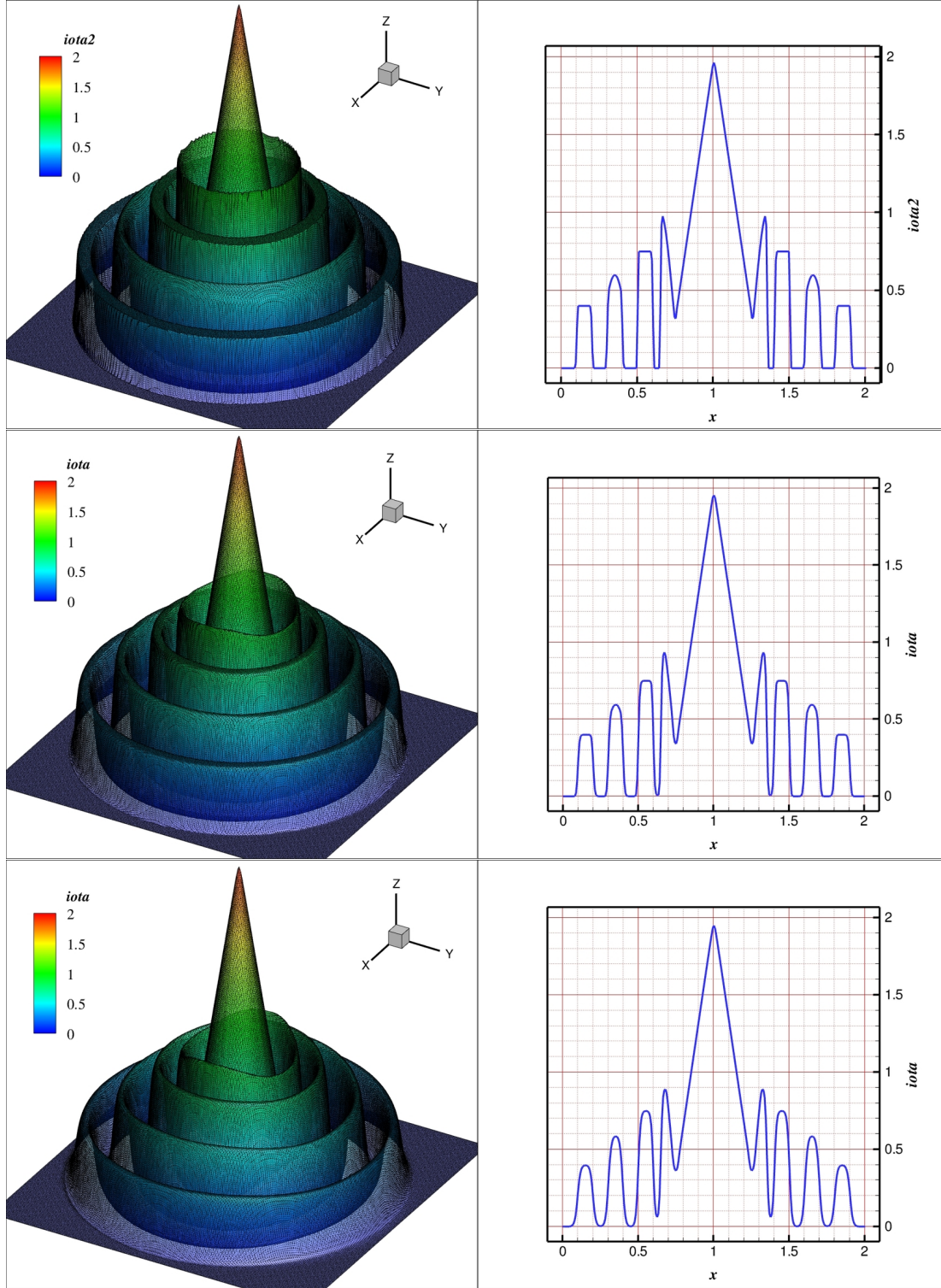


Figure 6: Here at top we show the L^2 -projection of the exact solution at $p = 7$, with the xz -plane slice on the right after $1/4$ turn. The middle shows the $p = 1$ case of the linear restriction [7],§3.4, and the bottom shows the $p = 1$ DEO limiter^[12].

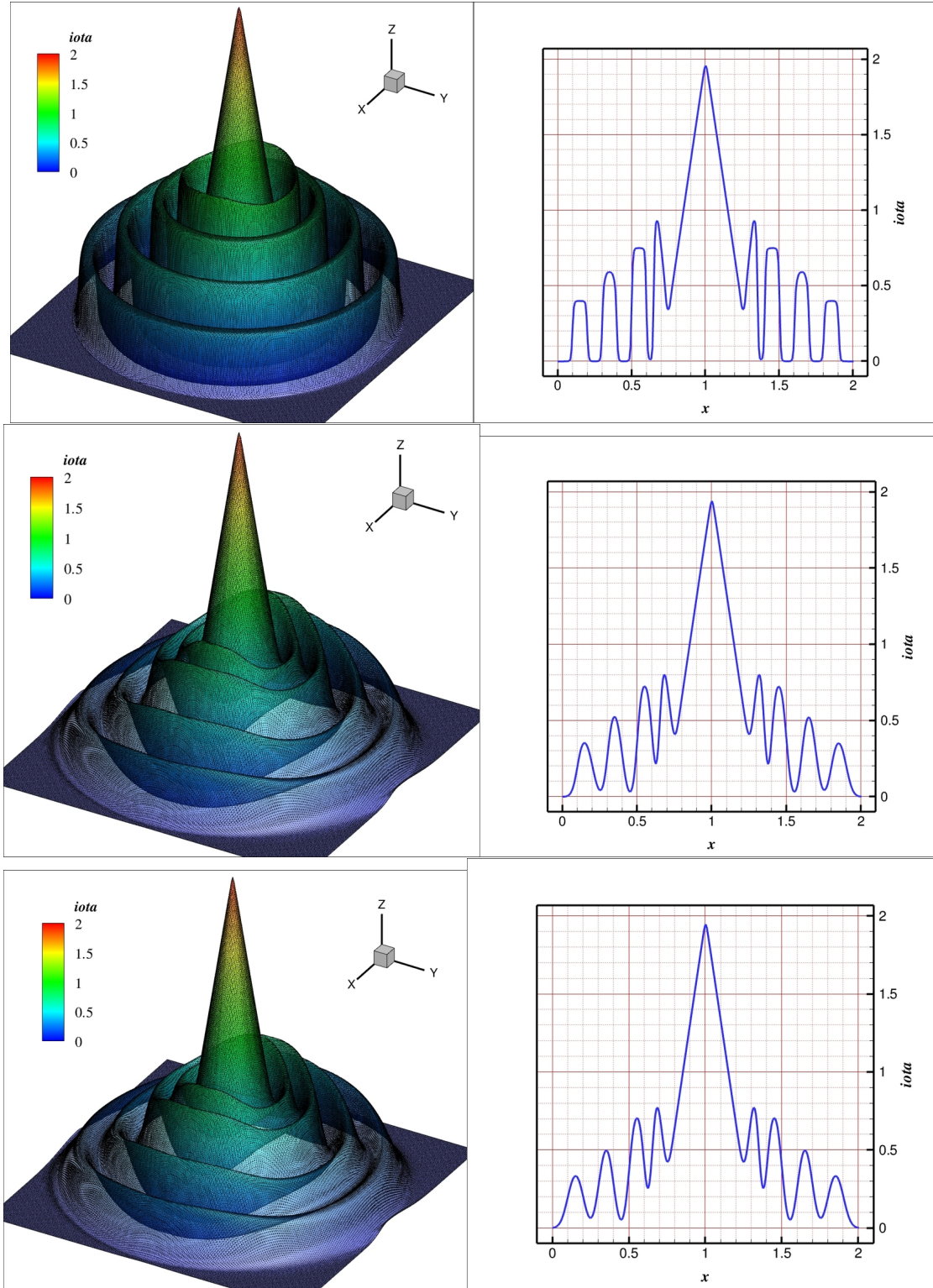


Figure 7: At top we show the $p = 4$ linear restriction after $1/4$ turn. The middle shows the $p = 3$ linear reconstruction ^{[1, 28], §3.3}, and the bottom the $p = 2$ linear recombination ^{§3.5}.

relatively explicit way; or, at least, a way which is fully functionally coupled to the entire solution as it exists everywhere on the local cell.

Nevertheless, the linear restriction still substantially outperforms all of the explicitly variable-in- p limiting regimes. There seems to be some indication here that, at least presently, one may expect that near areas dominated by shocks the best accuracy that one can hope for is linear accuracy, while still hoping to preserve physically important characteristics of the solution (*e.g.* positivity perserving, local conservation of mass, *etc.*). Of interest, is that this observation falls very neatly in line with the state of the art in hp -adaptive numerical schemes, where the general heuristic follows that for potentially discontinuous solutions, in areas of high cell-wise variability, the local order of p is only increased if inter-element jumps are small or bounded and controlled, and the internal cell-wise variation is strictly bounded above by the cell(s) (usually a subset of cells) containing the global maximum [10, 31].

We explore this issue some in the subsequent section as it applies to p -enrichment, though we also note that at present we are not aware of any formal results which come anywhere near to formulating a theorem that subsumes this observational fact (which may in general prove to be only one part of the story). Nevertheless, such a result would be of substantial importance to the field, as would a counter example, which here could simply be the development of a fully p convergent slope limiting regime that limits at all *levels* \mathbb{I} while still preserving the important physical features of the solution (and of course does so without relying on prior knowledge, such as the existence of an exact solution).

§5 Adjoining the dynamic p -enrichment

Here we present a number of generalizable p -enrichment/de-enrichment schemes based on local data and local solution behavior, and apply them to the problems from §4. These p -enrichment schemes may be viewed as alternatives to, for example, the specific energy methods presented in [31] which rely upon the variational global entropy of the system of equations, and those discussed in [11] and [5, 19], which, as in [31], try to maximally enrich the domain based on global solution behavior taken with respect to the available computational resources and either *a priori* or *a posteriori* estimates.

§5.1 A general approach based on local data

We implement a dynamic p -enrichment scheme, which utilizes a number of different methodologies in order to capture higher order structure in areas of permissible variability. This scheme is built with respect to our collection of p -adaptive slope limiters from §3, such that we inherently arrive with a dynamically limited p -enriched solution.

The nuance of implementing such a scheme in the generalized formulation is that the solution must demonstrate a minimal smoothness condition in areas of p -enrichment, while in areas approaching discontinuity, p -enrichment must be suppressed in order to maintain stability (especially in the absence of a limiter). This issue is not a concern of course when one is able to make smoothness assumptions *a priori* about the entire solution space $\Omega \times [0, T)$ (*viz.* the formalism of [9] and [24]), and has been shown to demonstrate very nice behavior especially in solution spaces which

Error with p -enrichment on (4.4)

p	Limiter type	Type I, L^2	Type II, L^2	ϵ	c	\tilde{c}	t^w	q
1–5	BJ limiter ^{[6],§3.2}	2.18×10^{-2}	2.33×10^{-2}	0.1	-1	0.1	0	2
1–5	Vertex ^{[26, 29],§3.2}	2.23×10^{-2}	2.36×10^{-2}	0.1	-1	0.1	0	2
1–5	Restriction ^{[7],§3.4}	X	1.03×10^{-2}	0.1	-1	0.1	0	2
1–5	Recombination ^{§3.5}	2.18×10^{-2}	2.35×10^{-2}	0.1	-1	0.1	0	2
1–5	Reconstruction _{ENO} ^{[1, 28],§3.3}	2.54×10^{-2}	2.45×10^{-2}	0.1	-1	0.1	0	2

Table 3: We give the L^2 -errors of the approximate solutions after T corresponding to a $1/4$ rotation, setting $h = 1/128$, $\Delta t = 5 \times 10^{-4}$ and using Runge–Kutta SSP(5, 3).

are not only smooth, but where in particular one would like to resolve stable areas of maximal variation (*e.g.* as are applicable in some storm surge model applications [24]).

Nevertheless, in the context of a slightly more generalized system of equations with, for example, a coupled hyperbolic equation (or possessing a hyperbolic character in a system of equations) such as (4.1), such assumptions can not generally be made over the entire discrete solution space $\Omega_h \times (0, T)$, since areas demonstrating strong local gradients $\nabla_x \mathbf{U}_h$ may indicate the presence or formation of numeric shock fronts (even given smooth initial data), in which case local p -enrichment has a destabilizing effect on the solution (that is, the weak approximation to a discontinuity becomes more ill-behaved with respect to increasing p).

Here we are concerned with dynamically p -adapted solutions to the generalized formulation of (2.12) and (2.13) in conjunction with the slope limiters presented in §4. We implement a very simple set of p -enrichment strategies, which as we will see, strongly undersample the variational space (*e.g.* in contrast to, for example, the *poor man's* or *poor man's greedy* algorithm of [11] which always adapts based on some percentage of a global relative bound). The reason for this simplification here is to reduce the number of varying parameters in the scheme, in order to isolate the stability of the solution with respect to the limiting schemes of §3. Hence, we simply set hard tolerances which do not depend on, for example, the available computational resources.

Now, in order to additionally deal with both smooth and discontinuous initial–boundary data (as well as smooth and discontinuous solutions in $(0, T]$) we implement the following two distinct dynamic p -adaptive schemes — namely we designate them: type I and type II p -enrichment schemes. We also note that in this section all functions are defined with respect to the master element \mathcal{M} representation.

The first type of enrichment scheme (*i.e.* type I) applies to solutions in which smoothness may be assumed *a priori* over the entire domain $\Omega \times [0, T]$. That is, taking the approximate solution vector \mathbf{U}_h we compute the auxiliary sensor over each i -th component of \mathbf{U} (having m indices):

$$\Pi_j^i = \left| \frac{\mathbf{U}_h^i|_{\omega_j} - \mathbf{U}_h^i|_c}{\chi_j} \right|, \quad (5.1)$$

where c is the centroid of element Ω_e and ω_j is the midpoint of the j -th edge of Ω_e , and the solution \mathbf{U}_h is evaluated at these two points, respectively. For smooth solutions, the function χ_j may be set to either the distance $\chi_j = |\omega_j - c|$ as in [24], or the product $\chi_j = \omega_j c$ as in [9]. In either

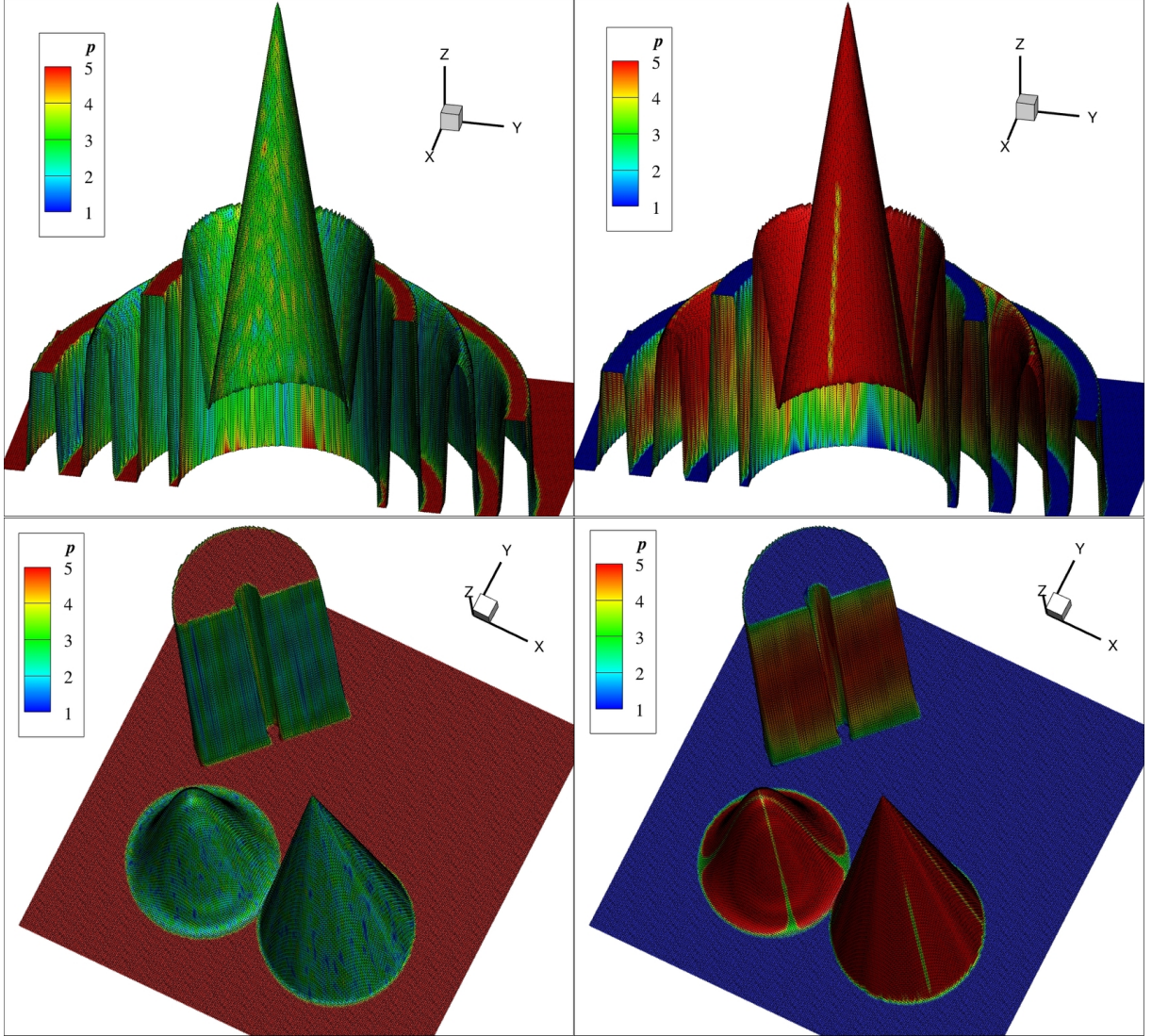


Figure 8: Here we show the p values mapped over the $p = 1$, L^2 -projected profiles at $T = 0.003$ on the top solutions, and at $T = 0.06$ on the bottom solutions using the settings given in Table 3.

case, over each r in (2.13) the following p -enrichment functional $\mathfrak{E}_{e_l} = \mathfrak{E}_{e_l}(\mathcal{P}^k(\Omega_{e_l}^r))$ is evaluated over each cell Ω_{e_l} :

Type I p -enrichment

$$\mathfrak{E}_{e_l} = \begin{cases} \mathcal{P}^{k+1}(\Omega_{e_l}^r) & \text{if } ((\sup_i \Pi_j^i \geq \epsilon) \wedge (k+1 \leq p_{\max})) \vee (k_0 \wedge (\tau_0 \geq t^w)), \\ \mathcal{P}^{k-1}(\Omega_{e_l}^r) & \text{if } (\inf_i \Pi_j^i < \epsilon) \wedge (k-1 \geq p_{\min}) \wedge (\tau_0 \geq t^w), \\ \mathcal{P}^k(\Omega_{e_l}^r) & \text{otherwise,} \end{cases} \quad (5.2)$$

where τ_0 is a counter that restricts the p -coarsening (*i.e.* the p de-enrichment) such that it may only occur every t^w timesteps, and k_0 is just notation for the case of $k = 0$ (which is forced to higher k after time t^w in (5.2) since otherwise the solution will get trapped for all time at $k = 0$).

For solutions demonstrating nonzero local gradients $\nabla_x \mathbf{U}_h \neq 0$, wherein we might expect local discontinuities we must find an estimate of the local relative “smoothness” of \mathbf{U}_h . One way of

doing this is by setting the auxiliary sensor equal to the following Van Leer minmod function across elements (as used in [9]):

$$\Pi_j^i = \text{minmod}(\mathbf{U}_h^i|_{v_j^+} - \mathbf{U}_h^i|_c, \mathbf{U}_h^i|_{v_j^-} - \mathbf{U}_h^i|_c), \quad (5.3)$$

where v_j is the j -th vertex of Ω_{e_l} evaluated with respect to the standard jump condition. As $\Pi_i^j \rightarrow 0$ the solution becomes smoother, and one may subsequently employ (5.2).

A slightly simpler method of dealing with discontinuous solutions simply using local information is to define a local smoothness estimator (as discussed in [41] and [34]) such that we again may calculate an elementwise version of (5.1) depending only on the interior of Ω_{e_l} , such that:

$$\Pi_i^{e_l} = \left(\frac{\|\mathbf{U}_h^i - \check{\mathbf{U}}_h^i\|_{L^q(\Omega_{e_l})}}{\|\mathbf{U}_h^i\|_{L^q(\Omega_{e_l})}} \right), \quad (5.4)$$

for the L^q norms (except when $q = 2$ in which case we take the standard inner product), where $\check{\mathbf{U}}_h$ is the elementwise projected solution $\mathcal{P}^{k-1}(\Omega_{e_l}^r)$, such that in our mixed version, (5.2) becomes:

Type II p -enrichment

$$\mathfrak{E}_{e_l} = \begin{cases} \mathcal{P}^{k+1}(\Omega_{e_l}^r) & \text{if } (\sup_i \log_{10} \Pi_i^{e_l} \leq A) \wedge (k+1 \leq p_{\max}), \\ \mathcal{P}^{k-1}(\Omega_{e_l}^r) & \text{if } (\inf_i \log_{10} \Pi_i^{e_l} \geq A) \wedge (k-1 \geq p_{\min}) \wedge (\tau_0 \geq t^w), \\ \mathcal{P}^k(\Omega_{e_l}^r) & \text{otherwise,} \end{cases} \quad (5.5)$$

where the bound satisfies

$$A = \begin{cases} \log_{10} \tilde{c} k^{-q^2} + c, & \text{for } p > p_{\min} \\ \sup_i \log_{10} \Pi_i^{e_l}, & \text{otherwise} \end{cases} \quad (5.6)$$

such that $\tilde{c}, c \in \mathbb{R}^+$ are user defined constants, where $c \in [-10, 10]$ is recommended (see for example [41]) for resolving discontinuities in the context of hp -adaptivity, and where we have found $\tilde{c} \in (0, 2]$ optimal. The basic intuition that underpins the use of (5.4) is the observation that discontinuous basis functions are assumed to decay, for smooth solutions, at a rate comparable to that of the Fourier coefficients in a standard expansion of the solution — which clearly decay at a rate of $1/k^4$ for $q = 2$ (see [34, 35, 41]), to which we obtain an indicator of the relative local regularity of the solution, *i.e.* the faster the coefficients decay, the smoother the local solution. Thus we obtain equation (5.4), which approaches zero as the solution becomes smoother, where setting $c > 0$ is a sharper restriction than the more permissive (*i.e.* less stable) condition $c < 0$.

The results are shown in Table 3 and Figure 8. As expected from before, the linear restriction from §3.4 is again by far the most accurate of the choice of limiters when it is stable, where it is important to note that in the p -enrichment case the restriction function \mathfrak{R} from §3.4 is calculated using $\varepsilon = 10^{-4}$, which has the effect of passing most of the dynamic p -enrichment to the \mathfrak{E} functionals, except in the sharpest sections. This is enough, however, to make the type I p -enrichment regime unstable with the dynamic linear restriction limiter due in part to the function of \mathfrak{R} , which creates an unstable p -amplification along sharp profile edges. Even turning off the p -de-enriching functionality of \mathfrak{R} however does not help, since the linear restriction still zeros out the higher order components, which in type I makes p increase locally again, leading to the unstable flickering process along sharp edges. We also note that in Table 3 we have suppressed the L^∞ -error, as numerical experimentation suggests that very small changes in the p -enrichment settings $\varepsilon, c, \tilde{c}$, and t^w can cause big shifts in L_{loc}^∞ , which make the L^∞ -error a deceptive measure in the p -enrichment case.

§6 Conclusion

We have presented a discontinuous Galerkin finite element method for solving dynamically p -enriched solutions with consistent slope limiting at arbitrary order in two spatial dimensions over generalized systems of PDEs. We have provided a formalism for transforming between the polynomial basis of different regimes in order to move between representation spaces. We then introduced, up to but not including the substantial choice of minmod functions, seven dynamic-in- p slope limiting regimes, and performed numerical experiments on these regimes in order to develop a sense of their strengths and weaknesses. We found that our numerical experiments suggest that slope limiting over fixed order solutions, when $p > 1$, is most effectively accomplished by restricting back to the linear case and using a sharp limiter in that regime, rather than keeping the higher order data and trying to limit it in a consistent way — which we found introduces more numerical diffusion (*i.e.* error) on average over time, providing discontinuous initial data.

We then presented two types of p -enrichment schemes, fully coupled to the above slope limiting regimes. These schemes are designed to exploit certain properties of the solution, and simple algorithms were implemented. We then tested these coupled systems on the same model problems, in order to develop a sense of how these systems perform. Here again, we found that restricting to the linear case seems to be the most effective (and also, incidently, efficient) way of limiting a dynamically p -adapting solution.

Future directions include taking the slope limited solution from §3 coupled to the p -enrichment scheme from §5 and adding dynamic h -adaptivity to it, in order to fully exploit the power of hp -adaptive convergence. Also we would like to fully couple this regime to an hp -independent wetting and drying free boundary treatment, which requires a modification of the wetting and drying implementation presented in [8].

§7 Acknowledgements

The first author would like to thank P.G. Schmitz, Wenhao Wang, Troy Butler, Corey Trahan, Nishant Panda and Jennifer Proft for helpful conversations. The authors would also like to acknowledge the support of the National Science Foundation grants OCI-0749075 and OCI-0746232.

References

- [1] R. Abgrall. On essentially non-oscillatory schemes on unstructured meshes: analysis and implementation. *J. Comput. Phys.*, 114(1):45–58, 1994. ISSN 0021-9991. doi: 10.1006/jcph.1994.1148. URL <http://dx.doi.org/10.1006/jcph.1994.1148>.
- [2] V. Aizinger and C. Dawson. A discontinuous galerkin method for two-dimensional flow and transport in shallow water. *Advances in Water Resources*, 25(1):67 – 84, 2002. ISSN 0309-1708. doi: DOI:10.1016/S0309-1708(01)00019-7. URL <http://www.sciencedirect.com/science/article/B6VCF-44PK3KB-5/2/51beaaea1191c299bcd3a0d40beca43d>.
- [3] D.N. Arnold, F. Brezzi, B. Cockburn, and D. Marini. Discontinuous Galerkin methods for elliptic problems. In *Discontinuous Galerkin methods (Newport, RI, 1999)*, volume 11 of *Lect. Notes Comput. Sci. Eng.*, pages 89–101. Springer, Berlin, 2000.

- [4] L.V. Ballestra and R. Sacco. Numerical problems in semiconductor simulation using the hydrodynamic model: a second-order finite difference scheme. *J. Comput. Phys.*, 195(1): 320–340, 2004. ISSN 0021-9991. doi: 10.1016/j.jcp.2003.10.002. URL <http://dx.doi.org/10.1016/j.jcp.2003.10.002>.
- [5] W. Bangerth and O. Kayser-Herold. Data structures and requirements for hp finite element software. *ACM Trans. Math. Softw.*, 36:4:1–4:31, March 2009. ISSN 0098-3500. doi: <http://doi.acm.org/10.1145/1486525.1486529>. URL <http://doi.acm.org/10.1145/1486525.1486529>.
- [6] T. Barth and D.C. Jespersen. The design and application of upwind schemes and unstructured meshes. *AIAA*, pages 89–0366, 1989.
- [7] J.B. Bell, C.N. Dawson, and G.R. Shubin. An unsplit, higher order godunov method for scalar conservation laws in multiple dimensions. *Journal of Computational Physics*, 74(1):1 – 24, 1988. ISSN 0021-9991. doi: DOI:10.1016/0021-9991(88)90065-4. URL <http://www.sciencedirect.com/science/article/B6WHY-4DD1T8P-N0/2/aba1bf519b0924a0a20968665aa37091>.
- [8] S. Bunya, E.J. Kubatko, J. J. Westerink, and C. Dawson. A wetting and drying treatment for the Runge-Kutta discontinuous Galerkin solution to the shallow water equations. *Comput. Methods Appl. Mech. Engrg.*, 198(17-20):1548–1562, 2009. ISSN 0045-7825. doi: 10.1016/j.cma.2009.01.008. URL <http://dx.doi.org/10.1016/j.cma.2009.01.008>.
- [9] A. Burbeau and P. Sagaut. A dynamic p -adaptive discontinuous Galerkin method for viscous flow with shocks. *Comput. & Fluids*, 34(4-5):401–417, 2005. ISSN 0045-7930. doi: 10.1016/j.compfluid.2003.04.002. URL <http://dx.doi.org/10.1016/j.compfluid.2003.04.002>.
- [10] L. Demkowicz. *Computing with hp-adaptive finite elements. Vol. 1*. Chapman & Hall/CRC Applied Mathematics and Nonlinear Science Series. Chapman & Hall/CRC, Boca Raton, FL, 2007. ISBN 978-1-58488-671-6; 1-58488-671-4. One and two dimensional elliptic and Maxwell problems, With 1 CD-ROM (UNIX).
- [11] L. Demkowicz. A new discontinuous Petrov-Galerkin method with optimal test functions. part v: Solution of 1d burgers and navier-stokes equations. page 34, 2010. URL <http://www.ices.utexas.edu/media/reports/2010/1025.pdf>.
- [12] L.J. Durlofsky, B. Engquist, and S. Osher. Triangle based adaptive stencils for the solution of hyperbolic conservation laws. *Journal of Computational Physics*, 98(1):64 – 73, 1992. ISSN 0021-9991. doi: DOI:10.1016/0021-9991(92)90173-V. URL <http://www.sciencedirect.com/science/article/B6WHY-4DD1P88-NW/2/14f5775efbf9049e31e12411e2e34238>.
- [13] M. Feistauer, J. Felcman, and I. Straškraba. *Mathematical and computational methods for compressible flow*. Numerical mathematics and scientific computation. Oxford University Press, 2003. ISBN 0-19-850588-4.
- [14] R. Ghostine, G. Kesserwani, R. Mosé, J. Vazquez, and A. Ghenaim. An improvement of classical slope limiters for high-order discontinuous Galerkin method. *Internat. J. Numer.*

- Methods Fluids*, 59(4):423–442, 2009. ISSN 0271-2091. doi: 10.1002/flid.1823. URL <http://dx.doi.org/10.1002/flid.1823>.
- [15] W.F. Godoy and P.E. DesJardin. On the use of flux limiters in the discrete ordinates method for 3D radiation calculations in absorbing and scattering media. *J. Comput. Phys.*, 229(9): 3189–3213, 2010. ISSN 0021-9991. doi: 10.1016/j.jcp.2009.12.037. URL <http://dx.doi.org/10.1016/j.jcp.2009.12.037>.
- [16] H. Hoteit, Ph. Ackerer, R. Mosé, J. Erhel, and B. Philippe. New two-dimensional slope limiters for discontinuous Galerkin methods on arbitrary meshes. *Internat. J. Numer. Methods Engrg.*, 61(14):2566–2593, 2004. ISSN 0029-5981. doi: 10.1002/nme.1172. URL <http://dx.doi.org/10.1002/nme.1172>.
- [17] L. Isoardi, G. Chiavassa, G. Ciraolo, P. Haldenwang, E. Serre, Ph. Ghendrih, Y. Sarazin, F. Schwander, and P. Tamain. Penalization modeling of a limiter in the Tokamak edge plasma. *J. Comput. Phys.*, 229(6):2220–2235, 2010. ISSN 0021-9991. doi: 10.1016/j.jcp.2009.11.031. URL <http://dx.doi.org/10.1016/j.jcp.2009.11.031>.
- [18] C. Jin and K. Xu. A unified moving grid gas-kinetic method in Eulerian space for viscous flow computation. *J. Comput. Phys.*, 222(1):155–175, 2007. ISSN 0021-9991. doi: 10.1016/j.jcp.2006.07.015. URL <http://dx.doi.org/10.1016/j.jcp.2006.07.015>.
- [19] G. Kanschat. Multilevel methods for discontinuous galerkin fem on locally refined meshes. *Computers & Structures*, 82(28):2437 – 2445, 2004. ISSN 0045-7949. doi: DOI:10.1016/j.compstruc.2004.04.015. URL <http://www.sciencedirect.com/science/article/B6V28-4DBJGG5-4/2/5cb85d27cc196137146048cd3d9d4c33>. Preconditioning methods: algorithms, applications and software environments.
- [20] E.J. Kubatko, J.J. Westerink, and C. Dawson. hp discontinuous galerkin methods for advection dominated problems in shallow water flow. *Computer Methods in Applied Mechanics and Engineering*, 196(1-3):437 – 451, 2006. ISSN 0045-7825. doi: DOI:10.1016/j.cma.2006.05.002. URL <http://www.sciencedirect.com/science/article/B6V29-4M1CYTM-1/2/6c45c85d20d17690046881a795b0b04d>.
- [21] E.J. Kubatko, J.J. Westerink, and C. Dawson. Semi discrete discontinuous Galerkin methods and stage-exceeding-order, strong-stability-preserving Runge-Kutta time discretizations. *J. Comput. Phys.*, 222(2):832–848, 2007. ISSN 0021-9991. doi: 10.1016/j.jcp.2006.08.005. URL <http://dx.doi.org/10.1016/j.jcp.2006.08.005>.
- [22] E.J. Kubatko, J.J. Westerink, and C. Dawson. Semi discrete discontinuous Galerkin methods and stage-exceeding-order, strong-stability-preserving Runge-Kutta time discretizations. *J. Comput. Phys.*, 222(2):832–848, 2007. ISSN 0021-9991. doi: 10.1016/j.jcp.2006.08.005. URL <http://dx.doi.org/10.1016/j.jcp.2006.08.005>.
- [23] E.J. Kubatko, C. Dawson, and J.J. Westerink. Time step restrictions for Runge-Kutta discontinuous Galerkin methods on triangular grids. *J. Comput. Phys.*, 227(23):9697–9710, 2008. ISSN 0021-9991. doi: 10.1016/j.jcp.2008.07.026. URL <http://dx.doi.org/10.1016/j.jcp.2008.07.026>.

-
- [24] E.J. Kubatko, S. Bunya, C. Dawson, and J.J. Westerink. Dynamic p-adaptive runge-kutta discontinuous galerkin methods for the shallow water equations. *Computer Methods in Applied Mechanics and Engineering*, 198(21-26):1766 – 1774, 2009. ISSN 0045-7825. doi: DOI:10.1016/j.cma.2009.01.007. URL <http://www.sciencedirect.com/science/article/B6V29-4VDY7X4-1/2/36e49328fea4e4f751d689510b7e3b3f>. Advances in Simulation-Based Engineering Sciences - Honoring J. Tinsley Oden.
- [25] E.J. Kubatko, S. Bunya, C. Dawson, J.J. Westerink, and C. Mirabito. A performance comparison of continuous and discontinuous finite element shallow water models. *J. Sci. Comput.*, 40(1-3):315–339, 2009. ISSN 0885-7474. doi: 10.1007/s10915-009-9268-2. URL <http://dx.doi.org/10.1007/s10915-009-9268-2>.
- [26] D. Kuzmin. A vertex-based hierarchical slope limiter for p-adaptive discontinuous galerkin methods. *J. Comput. Appl. Math.*, 233(12):3077–3085, 2010. ISSN 0377-0427. doi: <http://dx.doi.org/10.1016/j.cam.2009.05.028>.
- [27] D. Levy, C.-W. Shu, and J. Yan. Local discontinuous Galerkin methods for nonlinear dispersive equations. *J. Comput. Phys.*, 196(2):751–772, 2004. ISSN 0021-9991.
- [28] Y. Liu, C.-W. Shu, E. Tadmor, and M. Zhang. Central discontinuous Galerkin methods on overlapping cells with a nonoscillatory hierarchical reconstruction. *SIAM J. Numer. Anal.*, 45(6):2442–2467 (electronic), 2007. ISSN 0036-1429. doi: 10.1137/060666974. URL <http://dx.doi.org/10.1137/060666974>.
- [29] H. Luo, J. Baum, and R. Lhner. A discontinuous galerkin method based on a tay-lor basis for the compressible flows on arbitrary grids. *Journal of Computational Physics*, 227(20):8875 – 8893, 2008. ISSN 0021-9991. doi: DOI:10.1016/j.jcp.2008.06.035. URL <http://www.sciencedirect.com/science/article/B6WHY-4T13CS3-2/2/cacbb700cf043776d94ac1bd3a985bed>.
- [30] C. Michoski, J.A. Evans, P.G. Schmitz, and A. Vasseur. Quantum hydrodynamics with trajectories: the nonlinear conservation form mixed/discontinuous Galerkin method with applications in chemistry. *J. Comput. Phys.*, 228(23):8589–8608, 2009. ISSN 0021-9991. doi: 10.1016/j.jcp.2009.08.011. URL <http://dx.doi.org/10.1016/j.jcp.2009.08.011>.
- [31] C. Michoski, J.A. Evans, and P.G. Schmitz. Modeling Chemical Reacters I: Quiescent Reactors. *J. Comput. Phys.*, *submitted*, 2010.
- [32] C. Michoski, J.A. Evans, P.G. Schmitz, and A. Vasseur. A discontinuous Galerkin method for viscous compressible multifluids. *J. Comput. Phys.*, 229(6):2249–2266, 2010. ISSN 0021-9991. doi: 10.1016/j.jcp.2009.11.033. URL <http://dx.doi.org/10.1016/j.jcp.2009.11.033>.
- [33] J. Murillo, P. García-Navarro, and J. Burguete. Conservative numerical simulation of multi-component transport in two-dimensional unsteady shallow water flow. *J. Comput. Phys.*, 228(15):5539–5573, 2009. ISSN 0021-9991. doi: 10.1016/j.jcp.2009.04.039. URL <http://dx.doi.org/10.1016/j.jcp.2009.04.039>.

-
- [34] J. Palaniappan, S.T. Miller, and R.B. Haber. Sub-cell shock capturing and spacetime discontinuity tracking for nonlinear conservation laws. *Internat. J. Numer. Methods Fluids*, 57(9):1115–1135, 2008. ISSN 0271-2091. doi: 10.1002/fld.1850. URL <http://dx.doi.org/10.1002/fld.1850>.
- [35] P.P. Persson and J. Peraire. Sub-cell shock capturing for discontinuous galerkin methods. *Forty-fourth AIAA Aerospace Sciences Meeting and Exhibit, Reno, NV, U.S.A.*, Online:5–18, 2006.
- [36] S.J. Ruuth. Global optimization of explicit strong-stability-preserving Runge-Kutta methods. *Math. Comp.*, 75(253):183–207 (electronic), 2006. ISSN 0025-5718. doi: 10.1090/S0025-5718-05-01772-2. URL <http://dx.doi.org/10.1090/S0025-5718-05-01772-2>.
- [37] C.-W. Shu and S. Osher. Efficient implementation of essentially nonoscillatory shock-capturing schemes. *J. Comput. Phys.*, 77(2):439–471, 1988. ISSN 0021-9991.
- [38] J.W. Thomas. *Numerical partial differential equations: finite difference methods*, volume 22 of *Texts in Applied Mathematics*. Springer-Verlag, New York, 1995. ISBN 0-387-97999-9.
- [39] G. Tóth, Y. Ma, and T.I. Gombosi. Hall magnetohydrodynamics on block-adaptive grids. *J. Comput. Phys.*, 227(14):6967–6984, 2008. ISSN 0021-9991. doi: 10.1016/j.jcp.2008.04.010. URL <http://dx.doi.org/10.1016/j.jcp.2008.04.010>.
- [40] B. van Leer. Towards the ultimate conservative difference scheme. V. A second-order sequel to Godunov’s method [J. Comput. Phys. **32** (1979), no. 1, 101–136]. *J. Comput. Phys.*, 135(2):227–248, 1997. ISSN 0021-9991. With an introduction by Ch. Hirsch, Commemoration of the 30th anniversary {of J. Comput. Phys.}.
- [41] L. Wang and D.J. Mavriplis. Adjoint-based h - p adaptive discontinuous Galerkin methods for the 2D compressible Euler equations. *J. Comput. Phys.*, 228(20):7643–7661, 2009. ISSN 0021-9991. doi: 10.1016/j.jcp.2009.07.012. URL <http://dx.doi.org/10.1016/j.jcp.2009.07.012>.
- [42] G.M. Ward and D.I. Pullin. A hybrid, center-difference, limiter method for simulations of compressible multicomponent flows with Mie-Grüneisen equation of state. *J. Comput. Phys.*, 229(8):2999–3018, 2010. ISSN 0021-9991. doi: 10.1016/j.jcp.2009.12.027. URL <http://dx.doi.org/10.1016/j.jcp.2009.12.027>.