

PAIRWISE WAVE INTERACTIONS IN IDEAL POLYTROPIC GASES

GENG CHEN, ERIK E. ENDRES, AND HELGE KRISTIAN JENSSEN

ABSTRACT. We consider the problem of resolving all pairwise interactions of shock waves, contact waves, and rarefaction waves in 1-dimensional flow of an ideal polytropic gas. Resolving an interaction means here to determine the types of the three outgoing (backward, contact, and forward) waves in the Riemann problem defined by the extreme left and right states of the two incoming waves, together with possible vacuum formation. This problem has been considered by several authors and turns out to be surprisingly involved. For each type of interaction (head-on, involving a contact, or overtaking) the outcome depends on the strengths of the incoming waves. In the case of overtaking waves the type of the reflected wave also depends on the value of the adiabatic constant. Our analysis provides a complete breakdown and gives the exact outcome of each interaction.

Key words: wave interactions, vacuum, one-dimensional, compressible gas dynamics, ideal gas.
MSC 2010: 76N15, 35L65, 35L67

CONTENTS

1. Introduction	2
2. The Euler system, wave curves, Riemann problems, and vacuum	4
2.1. The 1-d compressible Euler system for an ideal gas	4
2.2. Wave curves	4
2.3. Riemann problems and vacuum formation	6
3. Pairwise interactions and summary of results	7
3.1. Pairwise interactions	7
3.2. Summary of results	7
4. Proof of Theorem 3.2	11
4.1. Group I: head-on interactions	11
4.2. Proof of Theorem 3.2 part (i)	12
4.3. Proof of Theorem 3.2 part (ii)	13
4.4. Proof of Theorem 3.2 part (iii)	13
4.5. Proof of Theorem 3.2 part (iv)	14
5. Proof of Theorem 3.3	14
5.1. Group II: interactions with a contact	14
5.2. Proof of Theorem 3.3 part (i)	15
5.3. Proof of Theorem 3.3 part (ii)	15
5.4. Proof of Theorem 3.3 part (iii)	15
5.5. Proof of Theorem 3.3 part (iv)	17
5.6. Location of the transition curve $\{C = 1\}$ for IIId interactions	17
6. Proof of Theorem 3.4: setup and part (i)	17
6.1. Group III: overtaking interactions	18
6.2. Proof of Theorem 3.4 part (i)	19
7. Proof of Theorem 3.4 part (ii)	21
7.1. The reflected wave F in the case $1 < \gamma < \frac{5}{3}$	21

Date: November 21, 2018.

H. K. Jenssen was partially supported by NSF grants DMS-0539549 (CAREER) and DMS-1009002.

7.2. The reflected wave F in the case $\gamma = \frac{5}{3}$	24
7.3. The reflected wave F in the case $\gamma > \frac{5}{3}$	25
8. Proof of Theorem 3.4 part (iii)	27
8.1. Equations for outgoing waves in (τ, u, S) -variables	27
8.2. Outgoing contact in IIIa-interactions	28
8.3. Outgoing contact in IIIb-interactions	29
8.4. Outgoing contact in IIIc-interactions	30
9. Proof of Theorem 3.4 part (iv)	30
10. Definitions and properties of auxiliary functions	31
10.1. Auxiliary functions for wave curves	31
10.2. The functions M, N, m, n, ℓ, A, D and E , and their properties	31
10.3. The function α and its properties	33
10.4. The functions Γ and Λ , and their properties	35
10.5. The function $H(x, y)$ in region IIIa	36
10.6. The function $H(x, y)$ in region IIIb2	37
10.7. The function $H(x, y)$ in region IIIc	38
References	39

1. INTRODUCTION

We consider the problem of resolving all interactions of pairs of elementary waves in one-dimensional compressible, adiabatic flow of an ideal and polytropic gas as described by the Euler system (2.1), (2.2), (2.3). The elementary waves are shocks, contacts, and centered rarefactions. The interactions are treated as in the Glimm scheme [3]: if the incoming waves connect a left state U_l , via a middle state U_m , to right state U_r , then the “interaction problem” is to determine the type and strength of the resulting outgoing waves obtained by resolving the Riemann problem (U_l, U_r) . Here U denotes any triple needed to specify the state the gas; we will mostly work with specific volume $\tau = 1/\rho$ (ρ = density), fluid velocity u , and pressure p .

For interactions that involve only shocks and/or contacts the solution of the Riemann problem (U_l, U_r) provides the exact solution of the wave interaction. When one of the waves is a rarefaction the actual interaction involves “penetration” of a rarefaction wave by a shock, a contact or by another rarefaction. In these cases the exact solution is more involved. We do not treat the problem of penetration and consider only the Riemann problem defined by the extreme states U_l and U_r .

Remark 1.1. *In cases of wave penetration the extreme Riemann problem (U_l, U_r) may not provide an accurate description of the asymptotic behavior of the wave interaction. E.g., in an overtaking interaction of a shock and a rarefaction, the shock may not pass through the rarefaction (incomplete penetration), and in this case the solution of the Riemann problem (U_l, U_r) presumably does not describe the asymptotic behavior in the exact solution. See Part D of Chapter III in [2], Section 3.5.2 in [1], and [4] for further details and references.*

Many authors have studied the problem of pairwise interactions. Since it gives rise to Riemann problems it may be said to originate with Riemann’s and Hugoniot’s pioneering works [5, 6, 11] on gas dynamics. According to [2], Jouguet [7] in his work on combustion considered interaction phenomena. A systematic approach was initiated by von Neumann [9] in his work on hydrodynamics. Among other issues he considered the interaction of two shock waves, and called attention to the fact that a contact wave emerges in such interactions. He also observed that in interactions of overtaking shocks in an ideal gas, the reflected wave is necessarily a rarefaction whenever the adiabatic constant γ satisfies $\gamma \leq \frac{5}{3}$. Shock-shock and shock-contact interactions were analyzed in detail by Roždestvenskiĭ & Janenko [12]; see also Smoller [10]. A comprehensive treatment is presented by Courant and Friedrichs [2] who also list results for shock-contact and rarefaction-contact interactions. A partial

treatment is also given in [8, 12]. The most complete work on pairwise interactions in ideal polytropic gases to date appears to be the analysis by Chang and Hsiao [1]. These authors considered all the ten essentially different types of pairwise interactions (see (3.1)-(3.3)), for all values of the adiabatic constant $\gamma > 1$. In particular they list the possible outcomes of all ten interactions. However their analysis does not completely delimit all the various outcomes.

In revisiting the interaction problem our objectives are to provide a complete breakdown of all possible cases, and to determine the *exact* outcome of each interaction. In addition we specify precisely when a vacuum state appears among the outgoing waves. Our analysis is motivated by a desire to investigate relevant measures for wave-strengths in large data solutions of the Euler system. The latter issue will be pursued elsewhere.

Let us explain what we mean by “complete breakdown of all cases.” This requires a little background. We work in a Lagrangian frame such that contact waves appear stationary, and the primary unknowns are specific volume τ , particle velocity u , and pressure p (alternatively, specific entropy S). We parametrize shocks and rarefactions by pressure ratios across the wave, while contacts are parametrized by specific volume ratios. With a slight abuse of terminology “a shock f ,” say, refers to a shock wave connecting two states U_- (to the left of the shock) and U_+ (to the right of the shock), and such that the pressures satisfy $\frac{p(U_+)}{p(U_-)} = f$. We also refer to f as the *strength* of the wave. A wave changes type (shock \leftrightarrow rarefaction, or up-contact \leftrightarrow down-contact) as this pressure (or specific volume) ratio crosses the value 1.

Now, an interaction of two incoming waves x and y generically gives rise to three outgoing waves: a backward wave B , a contact C , and a forward wave F , and, possibly, a vacuum state. The interaction problem amounts to determining whether a vacuum occurs, together with the values of B , C , F , in terms of x , y .

It does not seem possible to determine the functions $B(x, y)$, $C(x, y)$, and $F(x, y)$ explicitly in all cases. A somewhat weaker request is to ask for the “transitional curves” in the plane of incoming strengths. That is, to determine the curves in the (x, y) -plane which delimit the regions $\{(x, y) \mid B(x, y) \geq 1\}$, $\{(x, y) \mid C(x, y) \geq 1\}$, $\{(x, y) \mid F(x, y) \geq 1\}$, as well as the vacuums regions. (It turns out that these transitional sets are either C^2 -curves, or finite unions of such.) It is possible to find explicit equations for these curves and to determine their relative locations and intersections, and thereby determine all possible outcomes in all pairwise interactions.

In this work we carry out the detailed computations that yield a complete breakdown in this sense. In doing so we improve on the existing results in the literature. E.g., one of the more involved cases occurs when a backward shock is overtaken by a backward rarefaction ($\overleftarrow{S}\overleftarrow{R}$) in a gas with adiabatic exponent $\gamma < \frac{5}{3}$. Depending on the strengths x , y of the incoming waves, the interaction may produce any one of four outgoing wave configurations:

$$\overleftarrow{S}\overleftarrow{J}\overleftarrow{S}, \quad \overleftarrow{R}\overleftarrow{J}\overleftarrow{S}, \quad \overleftarrow{S}\overleftarrow{J}\overleftarrow{R}, \quad \text{or} \quad \overleftarrow{R}\overleftarrow{J}\overleftarrow{R},$$

with possible vacuum formation in the latter case, see Figure 5 (left diagram). Here R , J , and S denote rarefactions, contacts, and shocks, respectively; an arrow indicates the direction the wave is moving relative to the Lagrangian frame, and \geq indicate increase/decrease of density across a contact. In our analysis we delimit the various cases in terms of certain curves in the (x, y) -plane. These curves are given in terms of explicit equations - in some cases as explicit graphs $y(x)$ or $x(y)$.

The calculations are surprisingly involved, with a number of sub-cases for various combinations of strengths x , y and values of γ . It is possible that there are more efficient ways of parametrizing waves than the present choice of pressure and specific volume ratios. In fact, for some cases we find it useful to consider the entropy variable as well. However, we have not been able to determine more efficient parameters that would, e.g., provide explicit formulas for outgoing strengths in terms of incoming strengths.

The rest of the article is organized as follows. In Section 2 we recall the Euler system and two parametrizations of its wave curves, one in (τ, u, p) -space and the other in (τ, u, S) -space. In Section

2.3 we briefly review the solution of the Riemann problem and characterize the occurrence of a vacuum. We also list and group the ten essentially different pairwise interactions, modulo reflections of the spatial variable $x \leftrightarrow -x$. We analyze head-on (Group I) interactions in Section 4, and interactions with a contact (Group II) in Section 5. The results for these groups are summed up in Theorems 3.2 and 3.3. All of the remaining analysis deals with the more involved cases where a shock or rarefaction overtakes another shock or rarefaction (Group III). The results for overtaking interactions are given in Theorem 3.4. It turns out that the outcome depends not only on the incoming wave-strengths but also on the adiabatic constant γ . Considering (for concreteness) the case of overtaking backward waves we divide the analysis into three sub-groups: $\overleftarrow{S}\overleftarrow{S}$ (IIIa), $\overleftarrow{S}\overleftarrow{R}$ (IIIb), and $\overleftarrow{R}\overleftarrow{S}$ (IIIc) interactions. As observed by Chang and Hsiao [1] there are two values ($\gamma = \frac{5}{3}$ and $\gamma = 2$) at which the global structure of the transitional curve for the reflected wave (i.e., the curve $\{(x, y) \mid F(x, y) = 1\}$) changes character. The type of the transmitted (backward) wave for Group III interactions is analyzed in Section 6. In Section 7 we treat the reflected wave; this is where the most involved analysis occurs, due to the different behaviors for $\gamma \geq \frac{5}{3}$ and $\gamma \geq 2$. To analyze the outgoing contact it turns out to be convenient to use (τ, u, S) variables; the details are given in Section 8. Finally, in Section 9 we analyze vacuum formation in overtaking interactions. Section 10 collects various auxiliary results needed in the analysis.

2. THE EULER SYSTEM, WAVE CURVES, RIEMANN PROBLEMS, AND VACUUM

2.1. The 1-d compressible Euler system for an ideal gas. We consider 1-d compressible flow of an ideal, polytropic gas. The conservation laws for mass, momentum, and energy are given by

$$\tau_t - u_x = 0 \quad (2.1)$$

$$u_t + p_x = 0 \quad (2.2)$$

$$E_t + (up)_x = 0, \quad (2.3)$$

where x denotes¹ a Lagrangian (mass) coordinate, $\tau = 1/\rho$ is specific volume, u is the fluid velocity, p is pressure, and $E = e + \frac{u^2}{2}$ is specific total energy. Here e denotes specific internal energy, which for an ideal gas is given by

$$e(\tau, p) = \frac{p\tau}{\gamma - 1}, \quad \text{where } \gamma > 1 \text{ is the adiabatic constant.} \quad (2.4)$$

For later reference we note that the local sound speed \mathfrak{c} is given by

$$\mathfrak{c}^2 = \gamma\tau p. \quad (2.5)$$

2.2. Wave curves. Each fixed state $(\bar{\tau}, \bar{u}, \bar{p}) \in \mathbb{R}^+ \times \mathbb{R} \times \mathbb{R}^+$ has three associated *wave curves* consisting of those states that can be connected to $(\bar{\tau}, \bar{u}, \bar{p})$ (on its right) by a single backward wave, a single contact, or a single forward wave, respectively. The backward and forward waves are either rarefactions or entropy admissible (i.e. compressive) shocks. We use pressure ratios p_{right}/p_{left} to parametrize the wave curves in the extremal fields, and specific volume ratios τ_{right}/τ_{left} for the contact field. We let b, c, f denote the pressure ratio (strength) of a backward, contact, and forward wave, respectively. Using the expressions from [10] (p. 354) the wave curves are given as follows:

$$\overleftarrow{W}(b; \bar{\tau}, \bar{u}, \bar{p}) = \begin{pmatrix} \overleftarrow{\phi}(b)\bar{\tau} \\ \bar{u} - \overleftarrow{\psi}(b)\sqrt{\bar{\tau}\bar{p}} \\ b\bar{p} \end{pmatrix} \quad \begin{cases} \overleftarrow{R}: & 0 < b < 1 \\ \overleftarrow{S}: & b > 1 \end{cases} \quad (2.6)$$

$$\overleftarrow{J}(c; \bar{\tau}, \bar{u}, \bar{p}) = \begin{pmatrix} c\bar{\tau} \\ \bar{u} \\ \bar{p} \end{pmatrix} \quad 1 \leq c \quad (c > 0) \quad (2.7)$$

¹ x and t will later be used for other parameters as well. The context will make it clear which use is intended.

$$\vec{W}(f; \bar{\tau}, \bar{u}, \bar{p}) = \begin{pmatrix} \vec{\phi}(f)\bar{\tau} \\ \bar{u} + \vec{\psi}(f)\sqrt{\bar{\tau}\bar{p}} \\ f\bar{p} \end{pmatrix} \quad \begin{cases} \vec{R}: & f > 1 \\ \vec{S}: & 0 < f < 1. \end{cases} \quad (2.8)$$

The auxiliary functions $\vec{\phi}$, $\vec{\phi}$, $\vec{\psi}$, and $\vec{\psi}$ are given by

$$\begin{aligned} \vec{\phi}(b) &= \begin{cases} b^{-1/\gamma} & 0 < b < 1 \\ \frac{1+ab}{b+a} & b > 1 \end{cases} & \vec{\psi}(b) &= \begin{cases} \nu(b^\zeta - 1) & 0 < b < 1 \\ \frac{\kappa(b-1)}{\sqrt{b+a}} & b > 1 \end{cases} \\ \vec{\phi}(f) &= \begin{cases} f^{-1/\gamma} & f > 1 \\ \frac{1+af}{f+a} & 0 < f < 1 \end{cases} & \vec{\psi}(f) &= \begin{cases} \nu(f^\zeta - 1) & f > 1 \\ \frac{\kappa(f-1)}{\sqrt{f+a}} & 0 < f < 1 \end{cases}, \end{aligned}$$

where the constants κ , ν , ζ are given in terms of the parameter²

$$a := \frac{\gamma-1}{\gamma+1} \in (0, 1) \quad (2.9)$$

as follows:

$$\kappa = \sqrt{1-a} \in (0, 1), \quad \nu = \frac{\sqrt{1-a^2}}{a} \in (0, +\infty), \quad \zeta = \frac{a}{1+a} \in (0, \frac{1}{2}).$$

We note that a is a strictly increasing function of γ , and that

$$a = \frac{1}{4} \Leftrightarrow \gamma = \frac{5}{3}, \quad \text{and} \quad a = \frac{1}{3} \Leftrightarrow \gamma = 2.$$

The auxiliary functions $\vec{\phi}$, $\vec{\phi}$, $\vec{\psi}$, and $\vec{\psi}$ are analyzed in Section 10.

It will be convenient to perform some of the calculations in (τ, u, S) -variables (see Section 8), where S = specific entropy, and we proceed to record the expressions for the wave curves in these variables. The pressure is now given by

$$p = \hat{p}(\tau, S) = K\tau^{-\gamma} \exp\left(\frac{S}{c_v}\right) \quad (K, c_v \text{ positive constants}). \quad (2.10)$$

We parametrize all wave curves in (τ, u, S) -space by specific volume ratios τ_{right}/τ_{left} . We use l for backward waves, c for contacts (as above), and ι for forward waves. From the parametrizations in (τ, u, p) -space, together with (2.10), we obtain the following expressions for the wave curves (τ, u, S) -variables:

$$\vec{W}(l; \bar{\tau}, \bar{u}, \bar{S}) = \begin{pmatrix} l\bar{\tau} \\ \bar{u} - \vec{\xi}(l)\sqrt{\bar{\tau}\bar{p}} \\ \bar{S} + c_v\vec{\eta}(l) \end{pmatrix} \quad \begin{cases} \vec{R}: & l > 1 \\ \vec{S}: & a < l < 1 \end{cases} \quad (2.11)$$

$$\vec{J}(c; \bar{\tau}, \bar{u}, \bar{S}) = \begin{pmatrix} c\bar{\tau} \\ \bar{u} \\ \bar{S} + c_v\gamma \log c \end{pmatrix} \quad 1 \leq c \quad (c > 0) \quad (2.12)$$

$$\vec{W}(\iota; \bar{\tau}, \bar{u}, \bar{S}) = \begin{pmatrix} \iota\bar{\tau} \\ \bar{u} + \vec{\xi}(\iota)\sqrt{\bar{\tau}\bar{p}} \\ \bar{S} + c_v\vec{\eta}(\iota) \end{pmatrix} \quad \begin{cases} \vec{R}: & 0 < \iota < 1 \\ \vec{S}: & 1 < \iota < \frac{1}{a}. \end{cases} \quad (2.13)$$

The auxiliary function $\vec{\xi}$, $\vec{\xi}$, $\vec{\eta}$, $\vec{\eta}$ are given by

$$\vec{\xi}(l) = \begin{cases} \nu(l^{\frac{1-\gamma}{2}} - 1) & l > 1 \\ \sqrt{a+1} \frac{(1-l)}{\sqrt{l-a}} & a < l < 1 \end{cases} \quad \vec{\eta}(l) = \begin{cases} 0 & l > 1 \\ \log\left(\frac{l^\gamma(1-al)}{l-a}\right) & a < l < 1 \end{cases}$$

²For brevity we use a instead of the more common notation μ^2 .

$$\vec{\xi}(\iota) = \begin{cases} \nu(\iota^{\frac{1-\gamma}{2}} - 1) & 0 < \iota < 1 \\ \sqrt{a+1} \frac{(1-\iota)}{\sqrt{\iota-a}} & 1 < \iota < \frac{1}{a} \end{cases} \quad \vec{\eta}(\iota) = \begin{cases} 0 & 0 < \iota < 1 \\ \log\left(\frac{\iota^\gamma(1-a\iota)}{\iota-a}\right) & 1 < \iota < \frac{1}{a} \end{cases}.$$

Remark 2.1. *As is clear from the parametrizations (2.11)-(2.13) the entropy remains constant across rarefactions, while it necessarily jumps across contacts.*

2.3. Riemann problems and vacuum formation. A *Riemann problem* refers to the problem of resolving a single, initial jump discontinuity connecting two constant states. It is known that the Euler system for an ideal, polytropic gas admits a self-similar solution to any Riemann problem. Furthermore, this solution is unique within the class of self-similar solutions consisting of constant states connected by compressible shocks, contacts, and centered rarefactions, possibly including a vacuum state; see [2].

Consider the Riemann problem for (2.1)-(2.3) with left state $(\bar{\tau}, \bar{u}, \bar{p})$ and right state (τ, u, p) . We use capital letters B , C , and F to denote the resulting outgoing backward, contact and forward waves, respectively. Traversing the resulting wave-fan from left to right and using the expressions (2.6)-(2.8), yield

$$\tau = C \overleftarrow{\phi}(B) \overrightarrow{\phi}(F) \bar{\tau}, \quad \frac{u - \bar{u}}{\sqrt{\tau \bar{p}}} = \overrightarrow{\psi}(F) \sqrt{C B \overleftarrow{\phi}(B)} - \overleftarrow{\psi}(B), \quad p = B F \bar{p}. \quad (2.14)$$

By using the first and last equations in the middle equation, together with the relation (10.1), we obtain the following equation for B :

$$\frac{\bar{u} - u}{\sqrt{\tau \bar{p}}} = \overleftarrow{\psi}(B) + \sqrt{\frac{\tau \bar{p}}{\bar{\tau} p}} \overrightarrow{\psi}\left(\frac{\bar{p} B}{p}\right) =: \mathcal{F}(B; \tau, p, \bar{\tau}, \bar{p}) = \mathcal{F}(B). \quad (2.15)$$

To solve the Riemann problem $((\bar{\tau}, \bar{u}, \bar{p}), (\tau, u, p))$ amounts to determining the pressure ratio B of the outgoing backward wave from $\mathcal{F}(B) = \frac{\bar{u} - u}{\sqrt{\tau \bar{p}}}$. From this one then determines C and F from (2.14).

The function $\overleftarrow{\psi}$ is strictly increasing and tends to $+\infty$ at $+\infty$ (see Section 10). It follows that the map $B \mapsto \mathcal{F}(B; \tau, p, \bar{\tau}, \bar{p})$ has the same properties, and that the Riemann problem has a unique solution without vacuum if and only if $(\bar{\tau}, \bar{u}, \bar{p})$ and (τ, u, p) are such that

$$\mathcal{F}(0; \tau, p, \bar{\tau}, \bar{p}) < \frac{\bar{u} - u}{\sqrt{\tau \bar{p}}}.$$

This is the case if and only if

$$u - \bar{u} < \frac{2}{\gamma - 1}(\mathfrak{c} + \bar{\mathfrak{c}}) \quad (\text{no vacuum}), \quad (2.16)$$

where the sound speeds \mathfrak{c} and $\bar{\mathfrak{c}}$ are given by (2.5). If the condition (2.16) is not satisfied, then we agree to solve the Riemann problem as follows: a backward rarefaction connects $(\bar{\tau}, \bar{u}, \bar{p})$ to $(\infty, 0, 0)$, followed by a forward rarefaction connecting $(\infty, 0, 0)$ to (τ, u, p) . In the (x, t) -plane the two rarefactions are separated by a vertical line along which $\tau = \infty$. The two rarefactions, together with the line $x = 0$, span the fan (see [10])

$$-\sqrt{\frac{\gamma \bar{p}}{\bar{\tau}}} < \frac{x}{t} < \sqrt{\frac{\gamma p}{\tau}}.$$

Remark 2.2. *We note that the rarefactions on either side of a vacuum may be in different entropy states. In particular this can occur in vacuums resulting from interactions: see region $\{c < 1 < f\}$ in Figure 3, and region $\{y < 1 < x\}$ in Figures 4-6. Recalling Remark 2.1 we denote the outcome of such interactions by \overleftrightarrow{RJR} according to whether the left and right entropy states satisfy $S_l \leq S_r$. Thus, for these outcomes, \overleftrightarrow{J} indicates the direction of the entropy jump across the vacuum.*

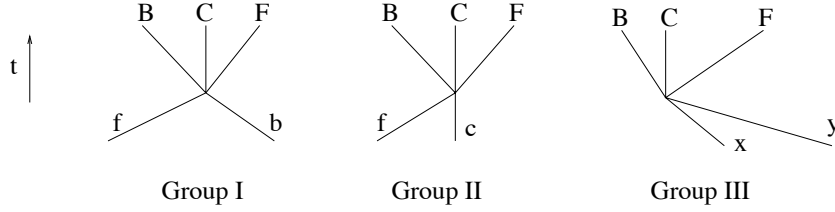


FIGURE 1. Interactions: head-on (I), involving a contact (II), overtaking (III). (Schematic)

3. PAIRWISE INTERACTIONS AND SUMMARY OF RESULTS

3.1. Pairwise interactions. We shall consider all possible wave configurations where two elementary waves (compressible shocks, contacts, and centered rarefactions) interact. We collect the interactions into three groups: head-on (I), involving a contact (II), and overtaking (III), see Figure 1. In interactions, lower case letters are used for the incoming waves (f for forward waves, c for contacts, and b for backward waves), while capital letters B, C, F , denote outgoing waves. In Figure 1 the waves are depicted schematically as if no penetration occurs: all waves, including possible incoming and outgoing rarefaction fans, are drawn as single lines in the (x, t) -plane. As described in the introduction the interaction problem is to resolve the particular Riemann problem defined by the extreme left and right states in the incoming waves.

Due to the symmetry $x \leftrightarrow -x$ there are ten essentially different pairwise interactions:

$$\left. \begin{array}{l} \text{Ia: } \overrightarrow{\overleftarrow{S}}\overleftarrow{S} \\ \text{Ib: } \overrightarrow{\overleftarrow{S}}\overleftarrow{R} \\ \text{Ic: } \overrightarrow{\overleftarrow{R}}\overleftarrow{R} \end{array} \right\} \text{head-on interactions} \quad (3.1)$$

$$\left. \begin{array}{l} \text{IIa: } \overrightarrow{\overrightarrow{S}}\overrightarrow{J} \\ \text{IIb: } \overrightarrow{\overrightarrow{S}}\overleftarrow{J} \\ \text{IIc: } \overrightarrow{\overrightarrow{R}}\overrightarrow{J} \\ \text{IId: } \overrightarrow{\overrightarrow{R}}\overleftarrow{J} \end{array} \right\} \text{interactions with a contact} \quad (3.2)$$

$$\left. \begin{array}{l} \text{IIIa: } \overleftarrow{\overleftarrow{S}}\overleftarrow{S} \\ \text{IIIb: } \overleftarrow{\overleftarrow{S}}\overleftarrow{R} \\ \text{IIIc: } \overleftarrow{\overleftarrow{R}}\overleftarrow{S} \end{array} \right\} \text{overtaking interactions.} \quad (3.3)$$

Each interaction defines a particular Riemann problem, the *interaction Riemann problem*, for which we obtain a non-linear algebraic equation determining the strength of the outgoing backward wave, say, as detailed above for a general Riemann problem. When expressed in terms of the auxiliary functions $\overleftarrow{\phi}, \overrightarrow{\phi}, \overleftarrow{\psi}, \overrightarrow{\psi}$, this nonlinear equation is the same within each of the groups I - III. However, a breakdown into individual cases is necessary to determine exactly the outcomes of each type of interaction.

Remark 3.1. *The parametrizations of the wave curves in Section 2.2 are in terms of pressure and specific volume ratios. This has the following useful consequence: the outgoing wave strengths in interactions are given in terms of three nonlinear algebraic equations that involves only the outgoing wave strengths (and γ). In particular, the equations are independent of, say, the left-most state in the interaction. See equations (4.1)-(4.3), (5.1)-(5.3), and (6.1)-(6.3).*

3.2. Summary of results. In this section we collect our results for interactions in each of the three groups. For each group we consider every combination of incoming waves, as listed in (3.1)-(3.3), and we describe all possible combinations of outgoing waves in the corresponding interaction Riemann

problem. As discussed in the introduction it does not seem possible to determine outgoing strengths as explicit functions of incoming strengths. Instead we describe the “transitional curves” in the plane of incoming strengths. For example, for head-on interactions with incoming wave strengths b and f , the outgoing backward wave $B = B(b, f)$ may be a rarefaction or a shock. According to (2.6) these outcomes correspond to $B(b, f) < 1$ and $B(b, f) > 1$, respectively. The transitional curve for the backward wave in this case is the curve $\{(b, f) \mid B(b, f) = 1\}$. Similarly, there are transitional curves for the outgoing contact C and forward wave F . It will turn out that these sets really are curves in the plane of incoming strengths. In addition we determine the location of all “vacuum-curves”, i.e., the curves in the plane of incoming strengths which delimit interactions for which the interaction Riemann problem contains a vacuum state.

To describe the results we make reference to Figures 2 - 6. First, for Group I and Group II we give two diagrams in the plane of incoming strengths (i.e., the (b, f) -plane for Group I and the (f, c) -plane for Group II). The left diagram depicts the various combinations of incoming waves: see left diagrams in Figure 2 and Figure 3. The diagram on the right in each of these figures shows the resulting, outgoing wave configurations, together with the transitional curves and vacuum curves. It turns out that the vacuum curve in both of the right diagrams in Figure 2 and Figure 3 are explicitly given as graphs. The same is true for the transitional curve for the outgoing contact in Ia ($\vec{S}\vec{S}$) interactions (it is given by $bf = 1$). However, the transitional curve for the outgoing contact in IId ($\vec{R}\vec{J}$) interactions is only implicitly determined in our analysis. The figures are schematic; see Remark 5.2.

Before considering Group III interactions we state the results for Groups I and II. We recall that the *strength* of a shock and rarefaction is defined as the pressure ratio $p_{\text{right}}/p_{\text{left}}$, while the strength of a contact wave is defined as the specific volume ratio $\tau_{\text{right}}/\tau_{\text{left}} = \rho_{\text{left}}/\rho_{\text{right}}$. As a consequence all incoming strengths in pairwise interactions are assumed to be $\neq 1$.

Theorem 3.2 (Group I interactions). *Consider the head-on interactions of two elementary waves in (3.1). Let the incoming forward and backward waves have strengths f and b , respectively (see left diagram in Figure 1). Then:*

- (i) *the outgoing backward wave B satisfies*

$$B \geq 1 \quad \Leftrightarrow \quad b \geq 1 \quad (3.4)$$

- (ii) *the outgoing forward wave F satisfies*

$$F \geq 1 \quad \Leftrightarrow \quad f \geq 1 \quad (3.5)$$

- (iii) *the outgoing contact C satisfies*

$$- \text{Ia } (\vec{S}\vec{S}): \quad C \geq 1 \quad \Leftrightarrow \quad bf \geq 1$$

$$- \text{Ib } (\vec{S}\vec{R}): \quad C > 1$$

$$- \text{Ic } (\vec{R}\vec{R}): \quad C = 1 \text{ (no outgoing contact)}$$

- (iv) *for vacuum formation we have: there is never vacuum formation in Ia and Ib interactions, while for Ic interactions vacuum occurs if and only if the incoming strengths f and b satisfy*

$$b^\zeta + f^{-\zeta} \leq 1 \quad \text{where } \zeta = \frac{\gamma-1}{2\gamma}. \quad (3.6)$$

The situation is summarized in Figure 2.

The proof of Theorem 3.2 is given in Section 4. Some additional information about the outgoing strengths in Ia and Ib interactions are recorded in Lemma 4.1.

Theorem 3.3 (Group II interactions). *Consider the interactions of an elementary forward wave with a contact wave in (3.2). Let the incoming forward and contact waves have strengths f and c , respectively (see middle diagram in Figure 1). Then:*

- (i) *the outgoing backward wave B satisfies*

$$- \text{IIa and IIb } (\vec{S}\vec{J}): \quad B \geq 1 \quad \Leftrightarrow \quad c \leq 1. \quad (3.7)$$

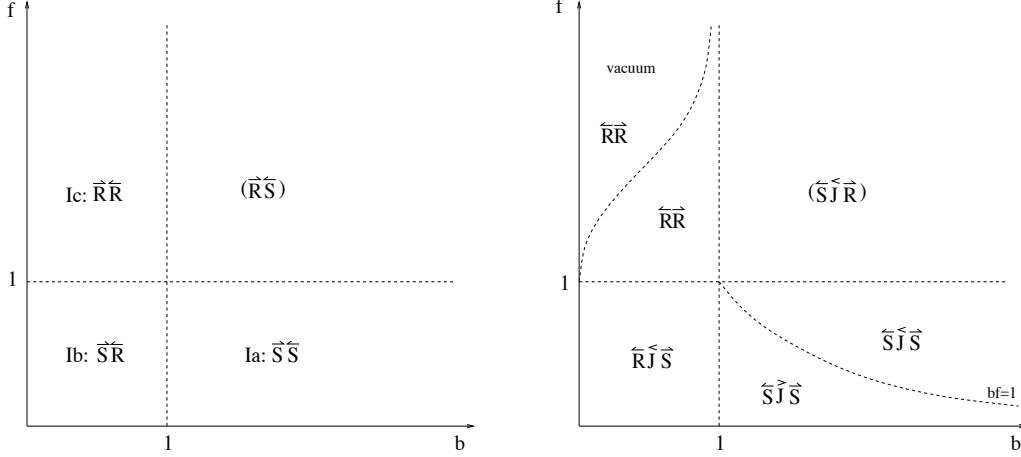


FIGURE 2. Group I interactions: incoming (left) and outgoing (right) waves; schematic. For vacuum configurations, see Remark 2.2.

$$- \text{IIC and IID } (\vec{R}J): \quad B \geq 1 \quad \Leftrightarrow \quad c \geq 1. \quad (3.8)$$

(ii) the outgoing forward wave F satisfies

$$F \geq 1 \quad \Leftrightarrow \quad f \geq 1. \quad (3.9)$$

(iii) the outgoing contact C satisfies

- IIA $(\vec{S} \vec{J})$: $c < C < 1$
- IIB $(\vec{S} \vec{J})$: $1 < C < c$
- IIC $(\vec{R} \vec{J})$: $C = c < 1$
- IID $(\vec{R} \vec{J})$: in this case $f, c > 1$ and $C < c$. However, the outgoing contact may be either a \vec{J} ($C > 1$) or a \vec{J} ($C < 1$) contact. More precisely, for fixed $c > 1$ the map

$$f \mapsto C = C(f, c)$$

takes on every value in $(0, c)$ as f increases from 1 to ∞ .

(iv) for vacuum formation we have: there is never vacuum formation in IIA, IIB, and IID interactions, while for IIC interactions a vacuum occurs if and only if the incoming strengths f and c satisfy

$$f \geq f^*(c) := \left(\frac{2}{1 - \sqrt{c}} \right)^{\frac{1}{\zeta}} \quad \text{where } \zeta = \frac{\gamma-1}{2\gamma}. \quad (3.10)$$

The situation is summarized in Figure 3.

The proof of Theorem 3.3 is given in Section 5. The location of the transition curve $\{C = 1\}$ in IID interactions is analyzed in Section 5.6.

We finally consider Group III interactions of two overtaking waves, which we take to be backward waves. The possible combinations of incoming waves are $\vec{S}\vec{S}$ (IIIa), $\vec{S}\vec{R}$ (IIIb), and $\vec{R}\vec{S}$ (IIIc), since two backward rarefactions do not meet. Letting x and y denote the strengths of the left and right incoming waves, respectively, the incoming configurations are listed in the (x, y) -plane in Figure 4. As described in the introduction the outcomes of these interactions depend sensitively on the value of the adiabatic constant γ (as well as on the incoming strengths), and we consider four different cases: $\gamma \in (1, \frac{5}{3})$, $\gamma = \frac{5}{3}$, $\gamma \in (\frac{5}{3}, 2)$, and $\gamma \geq 2$. The resulting outgoing configurations are given in the (x, y) -plane by Figure 5 for $\gamma \in (1, \frac{5}{3}]$, and in Figure 6 for $\gamma > \frac{5}{3}$.

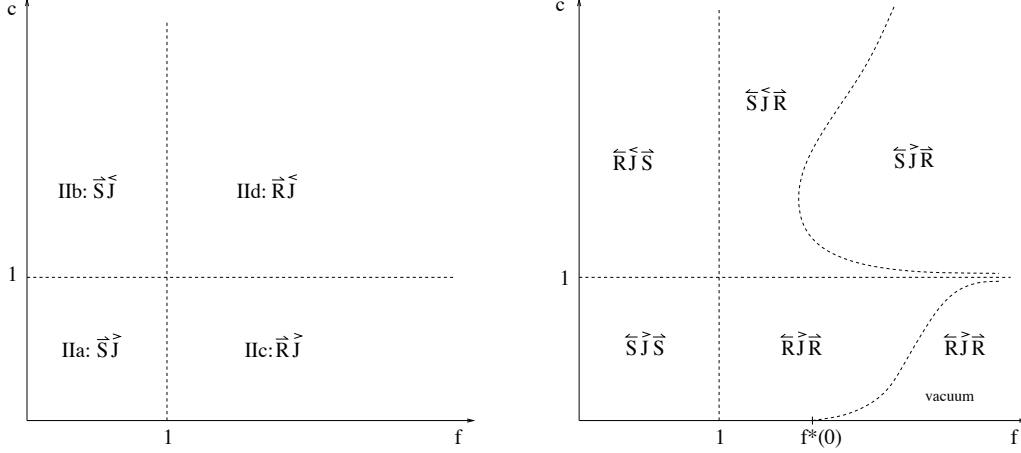


FIGURE 3. Group II interactions: incoming (left) and outgoing (right) waves; schematic (see Remark 5.2). For vacuum configurations, see Remark 2.2.

In the following statement y_0 denotes the unique root different from 1 of the function $\alpha(y) := \overrightarrow{\psi}(y) - \overleftarrow{\psi}(y)$ when $\gamma \neq \frac{5}{3}$, while $y_0 = 1$ when $\gamma = \frac{5}{3}$. (The function α is analyzed in Section 10.3.) Also, to shorten notation we write e.g. B instead of $B(x, y)$ for the strength of the backward outgoing wave.

Theorem 3.4 (Group III interactions). *Consider the interactions of two overtaking, elementary backward waves listed in (3.3). Let the left and right incoming waves have strengths x and y , respectively, and let the outgoing waves have strengths B , C and F (see right diagram in Figure 1). Then for all values of $\gamma > 1$:*

- (i) *the locus $\{B = 1\}$, indicated by a dashed curve in Figures 5 - 6, coincides with a C^2 -smooth and decreasing graph $y = k(x)$. The graph satisfies $k(1) = 1$ and has asymptotes $x = 0$ and $y = \hat{y}(\gamma) \in (0, 1)$ where $\hat{y}(\gamma)$ is given in (9.5). The outgoing backward wave B is a shock (i.e. $B > 1$) if and only if $y > k(x)$.*
- (ii) *the locus $\{F = 1\}$ consists of three curves, indicated by solid lines in Figures 5 - 6: $\{x \equiv 1\}$, $\{y \equiv 1\}$, and $\{y = h(x)\}$. We refer to these figures for the type of the outgoing forward (reflected) wave in Group III interactions (see also Figures 8-14). As indicated there the graph $y = h(x)$ have different global properties according to the value of the adiabatic constant $\gamma > 1$. However, for each value of $\gamma > 1$:*
 - $y = h(x)$ has a horizontal asymptote $y_* = y_*(\gamma)$ as $x \uparrow +\infty$,
 - the graphs $y = k(x)$ and $y = h(x)$ intersect at the point $(\frac{1}{y_0}, y_0)$.
- (iii) *the outgoing contact C satisfies:*
 - $C < 1$ in $\overleftarrow{S}\overleftarrow{S}$ interactions
 - $C > 1$ in $\overleftarrow{S}\overleftarrow{R}$ and $\overleftarrow{R}\overleftarrow{S}$ interactions.
- (iv) *for vacuum formation we have: a vacuum never appears in $\overleftarrow{S}\overleftarrow{S}$ and $\overleftarrow{R}\overleftarrow{S}$ interactions, while a vacuum appears in an $\overleftarrow{S}\overleftarrow{R}$ interaction if and only if the incoming strengths $y < 1 < x$ satisfy*

$$0 < y \leq \left[\frac{1}{2} \left(1 - \frac{v(x)}{\nu} \right) \right]^{\frac{1}{\zeta}}. \quad (3.11)$$

where

$$\zeta = \frac{\gamma-1}{2\gamma} \quad \text{and} \quad v(x) := \frac{\nu\sqrt{x+a} + \kappa(x-1)}{\sqrt{x+ax^2}}$$

The situation is summarized in Figures 4, 5, and 6.

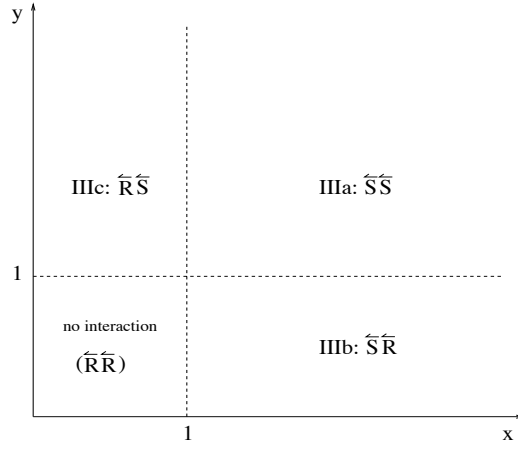
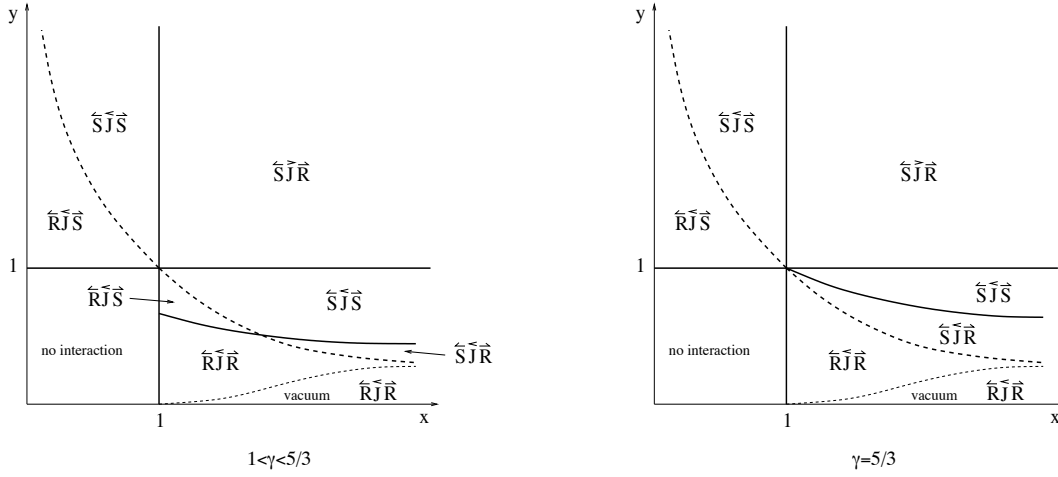


FIGURE 4. Group III interactions: incoming waves.

FIGURE 5. Group III interactions: outgoing waves when $1 < \gamma < \frac{5}{3}$ (left) and when $\gamma = \frac{5}{3}$ (right); schematic. For vacuum configurations, see Remark 2.2.

Theorem 3.4 follows from the propositions in Sections 6, 7, 8, and 9. The analysis in these sections provide further details about the location and intersection properties of the graphs $y = k(x)$ and $y = h(x)$; see Figures 8-14. When possible we also give explicit expressions for $k(x)$ and $h(x)$.

Remark 3.5. *Before starting on the proofs of Theorems 3.2, 3.3, and 3.4 we note that the analysis will make use of a number of auxiliary functions and results about their properties. These are for the most part collected in Section 10.*

4. PROOF OF THEOREM 3.2

4.1. Group I: head-on interactions. Consider the interactions in Group I listed in (3.1). Referring to the left diagram in Figure 1 we use (2.6)-(2.8) to traverse the waves before and after interaction. We obtain three equations for the outgoing strengths B , C , F in terms of the incoming

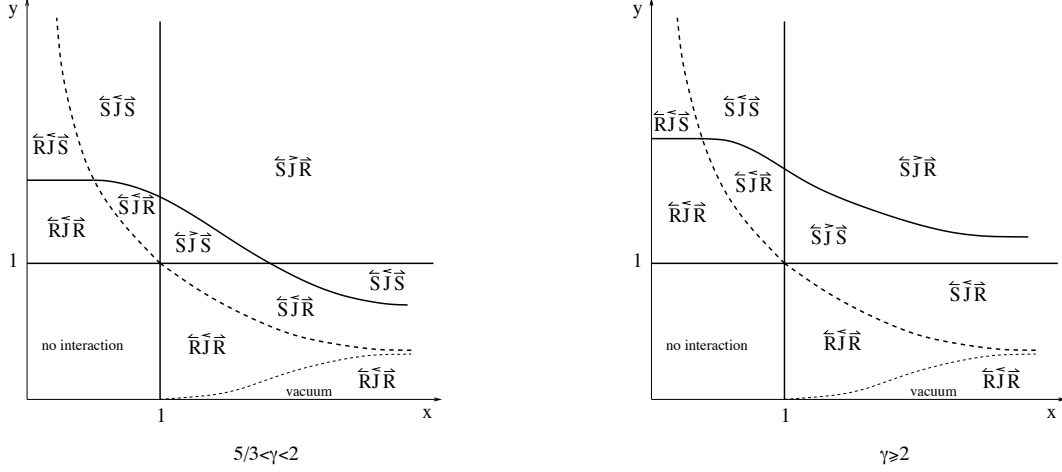


FIGURE 6. Group III interactions: outgoing waves when $\frac{5}{3} < \gamma < 2$ (left) and when $\gamma \geq 2$ (right); schematic. For vacuum configurations, see Remark 2.2.

strengths b and f :

$$\overleftarrow{\phi}(b)\overrightarrow{\phi}(f) = C\overleftarrow{\phi}(B)\overrightarrow{\phi}(F) \quad (4.1)$$

$$\overrightarrow{\psi}(f) - \overleftarrow{\psi}(b)\sqrt{f\overrightarrow{\phi}(f)} = -\overleftarrow{\psi}(B) + \overrightarrow{\psi}(F)\sqrt{CB\overleftarrow{\phi}(B)} \quad (4.2)$$

$$bf = BF. \quad (4.3)$$

Eliminating F and C , using the relation (10.1) and the definitions (10.2), (10.3) of the auxiliary functions M and N , we obtain the following nonlinear equation for $B = B(b, f)$:

$$\mathcal{G}(B; b, f) = 0, \quad (4.4)$$

where

$$\mathcal{G}(B; b, f) := \overleftarrow{\psi}(B) + \overleftarrow{\psi}\left(\frac{B}{bf}\right)M(b)N(f) + \overrightarrow{\psi}(f) - N(f)\overleftarrow{\psi}(b). \quad (4.5)$$

We observe that since $\overleftarrow{\psi}$ is strictly increasing, the map $B \mapsto \mathcal{G}(B; b, f)$ has the same property.

In what follows we first analyze the strengths of the outgoing backward and forward waves B and F and establish parts (i) and (ii) of Theorem 3.2. This information is then used to prove the claims about the outgoing contact C . Finally we establish the claims about vacuum formation in head-on interactions.

4.2. Proof of Theorem 3.2 part (i). By the defining equation (4.4) for $B = B(b, f)$ and the monotonicity of $B \mapsto \mathcal{G}(B; b, f)$, we have by (10.2) that

$$B \geq 1 \iff \mathcal{G}(B; b, f) = 0 \geq \mathcal{G}(1; b, f) = N(f)g(b, f), \quad (4.6)$$

where $N(f) > 0$ and

$$g(b, f) := \overleftarrow{\psi}\left(\frac{1}{bf}\right)M(b) - \overleftarrow{\psi}(b) - \overleftarrow{\psi}\left(\frac{1}{f}\right).$$

Thus, to verify (3.4) we need to show that

$$g(b, f) \geq 0 \iff b \leq 1. \quad (4.7)$$

Since $g(1, f) \equiv 0$ it suffices to show that $\partial_b g(b, f) < 0$ for all $b, f > 0$. We have

$$\partial_b g(b, f) = M'(b)\overleftarrow{\psi}\left(\frac{1}{bf}\right) - \frac{1}{b^2 f}M(b)\overleftarrow{\psi}'\left(\frac{1}{bf}\right) - \overleftarrow{\psi}'(b).$$

Using the properties of M and $\overleftarrow{\psi}$ we get

$$\partial_b g(b, f) < M'(b) \overleftarrow{\psi}\left(\frac{1}{bf}\right) \leq 0 \quad \text{whenever } bf \geq 1.$$

On the other hand, if $bf < 1$ then

$$\partial_b g(b, f) < M'(b) \overleftarrow{\psi}\left(\frac{1}{bf}\right) - \frac{1}{b^2 f} M(b) \overleftarrow{\psi}'\left(\frac{1}{bf}\right) = \frac{M(b)}{b} \overleftarrow{\psi}\left(\frac{1}{bf}\right) \left[m(b) - \ell\left(\frac{1}{bf}\right) \right] < 0,$$

since $m(b) < \frac{1}{2}$ for all $b > 0$, while $\ell(q) > \frac{1}{2}$ for all $q > 1$ (see Section 10). This proves (3.4).

4.3. Proof of Theorem 3.2 part (ii). Using (4.3) and the fact that $B \mapsto \mathcal{G}(B; b, f)$ is increasing we have

$$F = \frac{bf}{B} \geq 1 \quad \Leftrightarrow \quad B \leq bf \quad \Leftrightarrow \quad 0 = \mathcal{G}(B; b, f) \leq G(b, f).$$

where

$$G(b, f) := \mathcal{G}(bf; b, f) = \overleftarrow{\psi}(bf) + \overrightarrow{\psi}(f) - N(f) \overleftarrow{\psi}(b).$$

We have $G(b, 1) \equiv 0$, while

$$\partial_b G(b, f) = f \overleftarrow{\psi}'(bf) - N(f) \overleftarrow{\psi}'(b), \quad \partial_f G(b, f) = b \overleftarrow{\psi}'(bf) + \overrightarrow{\psi}'(f) - N'(f) \overleftarrow{\psi}(b).$$

Using the properties of the auxiliary functions we see that each term in $\partial_f G(b, f)$ is non-negative whenever $0 < b \leq 1$, and that their sum in this case is strictly positive. Thus, (3.5) holds for $0 < b < 1$. For $b \geq 1$ we consider instead how G changes along hyperbolas $bf = \text{const}$. Differentiating in the direction of increasing f we have, for $b \geq 1$, that

$$\begin{aligned} (-b, f) \cdot \nabla_{(b, f)} G(b, f) &= b \overleftarrow{\psi}'(b) N(f) + f \overrightarrow{\psi}'(f) - f N'(f) \overleftarrow{\psi}(b) \\ &> b \overleftarrow{\psi}'(b) N(f) - f N'(f) \overleftarrow{\psi}(b) \\ &= \overleftarrow{\psi}(b) N(f) [\ell(b) - n(f)] > 0 \end{aligned} \tag{4.8}$$

by the properties of the auxiliary functions ℓ and n recorded in Section 10. Again, since $G(b, 1) \equiv 0$, it follows that (3.5) holds in the set $(b, f) \in \{b \geq 1, bf \geq 1\}$. We finally observe that

$$G(1, f) = \overleftarrow{\psi}(f) + \overrightarrow{\psi}(f) < 0 \quad \text{whenever } f < 1,$$

which, together with (4.8), verifies (3.5) also in $\{b \geq 1, bf < 1\}$. This proves (3.5).

4.4. Proof of Theorem 3.2 part (iii). Concerning the outgoing contact C in Group I interactions we first observe that $C = 1$ in \overleftrightarrow{RR} (Ic) interactions. Indeed, by Remark 2.1, if $C \neq 1$ then the entropy would take different values on either side of the outgoing contact. However, we have already shown that the outgoing backward and forward waves are both rarefactions in this case, whence (Remark 2.1) the entropy takes the same value on each side of the outgoing contact.

For the other two interactions in Group I we shall use (4.1) together with the following:

Lemma 4.1. *For Ia and Ib interactions with incoming strengths b, f , and outgoing strengths B, C, F (see Figure 1), the following holds:*

- For Ia (\overleftrightarrow{SS}) intersections: $f < F < 1 < B < b$ and $B + F < b + f$.
- For Ib (\overleftrightarrow{SR}) interactions: $F < f < 1$.

Proof. Consider first Ia interactions for which $f < 1 < b$. The properties of the auxiliary functions show that

$$\mathcal{G}(b; b, f) = \overleftarrow{\psi}(b) [1 - N(f)] + \overrightarrow{\psi}(f) [1 - M(b)] > 0 = \mathcal{G}(B; b, f).$$

As $\mathcal{G}(\cdot; b, f)$ is increasing this shows that $b > B$, and since $bf = BF$ it follows that $F > f$. Combining this with (3.4) and (3.5), we obtain that $f < F < 1 < B < b$. But then $b - f > B - F > 0$, whence $(b - f)^2 > (B - F)^2$. Since $bf = BF$ it then follows that $(b + f)^2 > (B + F)^2$, i.e. $B + F < b + f$.

Next, for Ib interactions the incoming strengths satisfy $b, f < 1$. As $bf = BF$, we have $f > F$ if and only if $B > b$, which is the case if and only if

$$\mathcal{G}(B; b, f) = 0 > \mathcal{G}(b; b, f) = \overleftarrow{\psi}(b)[1 - N(f)] + \overrightarrow{\psi}(f)[1 - M(b)].$$

For $b, f < 1$ both terms in the expression on the right are negative. This shows that $f > F$ in Ib interactions. \square

For a Ia interaction we use $f < 1 < b$ in the explicit expressions for $\overleftarrow{\phi}$ and $\overrightarrow{\phi}$, together with (4.3), to rewrite (4.1) as

$$C = \frac{A(b + f, bf)}{A(B + F, bf)},$$

where the function A is defined in (10.9). We then use the property (10.10) of A together with the estimate $B + F < b + f$ from Lemma 4.1, to obtain that $bf \geq 1$ if and only if $C \geq 1$.

Finally, in $\overleftarrow{S}\overleftarrow{R}$ -interactions $f, b < 1$, and by parts (i) and (ii) of Theorem 3.2 we have $B, F < 1$. Again, using the explicit expressions for $\overleftarrow{\phi}$ and $\overrightarrow{\phi}$, together with (4.3), we rewrite (4.1) as

$$C = \frac{D(f)}{D(F)}. \quad (4.9)$$

where the function D is defined in (10.11). Since D is strictly increasing and $f > F$ by Lemma 4.1, we obtain that $C > 1$ in $\overleftarrow{S}\overleftarrow{R}$ interactions. This concludes the proof of part (iii) of Theorem 3.2.

4.5. Proof of Theorem 3.2 part (iv). We argue as in Section 2.3 and observe that the map $B \mapsto \mathcal{G}(B; b, f)$ is strictly increasing. The interaction Riemann problem is vacuum-free if and only if $B = B(b, f) > 0$, or equivalently $\mathcal{G}(B; b, f) = 0 > \mathcal{G}(0; b, f)$, i.e.

$$\overleftarrow{\psi}(b) + \nu M(b) > \frac{\overrightarrow{\psi}(f) - \nu}{N(f)}. \quad (4.10)$$

Using the properties of the auxiliary functions $\overleftarrow{\psi}$, $\overrightarrow{\psi}$ and M (see Section 10) we have:

- for Ia and Ib interactions, $f < 1$ such that (4.10) is satisfied:

$$\text{LHS (4.10)} > \overleftarrow{\psi}(b) > -\nu > \overleftarrow{\psi}(f) - \nu > \text{RHS (4.10)};$$

- for Ic interactions $b < 1 < f$ and (4.10) reduces to the condition that

$$b^\zeta + f^{-\zeta} > 1 \quad (\text{no vacuum}).$$

The “vacuum curve” $b^\zeta + f^{-\zeta} = 1$ is sketched in the right diagram in Figure 2. This establishes part (iv) of Theorem 3.2.

This concludes the proof of Theorem 3.2.

5. PROOF OF THEOREM 3.3

5.1. Group II: interactions with a contact. Consider the interactions in Group II listed in (3.2). Referring to the middle diagram in Figure 1 we use (2.6)-(2.8) to traverse the waves before and after interaction. We obtain three equations for the outgoing strengths B, C, F in terms of the incoming strengths f and c :

$$c\overrightarrow{\phi}(f) = C\overleftarrow{\phi}(B)\overrightarrow{\phi}(F) \quad (5.1)$$

$$\overrightarrow{\psi}(f) = -\overleftarrow{\psi}(B) + \overrightarrow{\psi}(F)\sqrt{CB\overleftarrow{\phi}(B)} \quad (5.2)$$

$$f = BF. \quad (5.3)$$

Eliminating F and C , using the relation (10.1) and the definition (10.3), and rearranging, we obtain the following nonlinear equation for $B = B(f, c)$

$$\mathcal{H}(B; f, c) = 0 \quad (5.4)$$

where

$$\mathcal{H}(B; f, c) := \overleftarrow{\psi}(B) + \sqrt{c}N(f)\overleftarrow{\psi}\left(\frac{B}{f}\right) + \overrightarrow{\psi}(f). \quad (5.5)$$

We observe that since $\overleftarrow{\psi}$ is strictly increasing, the map $B \mapsto \mathcal{H}(B; f, c)$ has the same property.

We proceed to analyze the strengths of the outgoing backward and forward waves B and F . This information is then used to verify the claims about the outgoing contact C in Theorem 3.3. We then establish part (iv) of Theorem 3.3 concerning vacuum formation in interactions with a contact. Finally, in Section 5.6 we include a partial analysis of the location of the transition curve $\{C = 1\}$ in the (f, c) -plane, and show that it is the graph of a non-monotone function $c \mapsto f(c)$ satisfying

$$\lim_{c \downarrow 1} f(c) = \lim_{c \uparrow \infty} f(c) = +\infty. \quad (5.6)$$

5.2. Proof of Theorem 3.3 part (i). By the monotonicity of $B \mapsto \mathcal{H}(B; f, c)$, the defining equation (5.4) for $B = B(f, c)$, and the definition (10.3) of the function N , we have

$$B \gtrless 1 \quad \Leftrightarrow \quad 0 \gtrless \mathcal{H}(1; f, c) = (1 - \sqrt{c})\overrightarrow{\psi}(f).$$

Then, using the sign properties of $\overrightarrow{\psi}$, we obtain: for $\overrightarrow{S}J$ interactions we have $f < 1$ and (3.7) follows, while for an $\overrightarrow{R}J$ interactions we have $f > 1$, and (3.8) follows. This verifies part (i) of Theorem 3.3.

5.3. Proof of Theorem 3.3 part (ii). We observe that $\mathcal{H}(f; f, c) = \overleftarrow{\psi}(f) + \overrightarrow{\psi}(f)$. Thus, by (5.3), the monotonicity of $\mathcal{H}(\cdot; f, c)$, and the defining equation (5.4) for $B = B(f, c)$, we have

$$F \gtrless 1 \quad \Leftrightarrow \quad f \gtrless B \quad \Leftrightarrow \quad \mathcal{H}(f; f, c) \gtrless 0 \quad \Leftrightarrow \quad \overleftarrow{\psi}(f) + \overrightarrow{\psi}(f) \gtrless 0 \quad \Leftrightarrow \quad f \gtrless 1.$$

The last equivalence follows from the properties of the auxiliary functions $\overleftarrow{\psi}$ and $\overrightarrow{\psi}$. This verifies part (ii) of Theorem 3.3.

5.4. Proof of Theorem 3.3 part (iii). As for Group I, in order to determine the type of the transmitted contact we will consider each interaction separately. The outgoing ratio C occurs in both (5.1) and (5.2), and we will make use of both relations.

Case IIa. ($\overrightarrow{S}J$) In this case $f, c < 1$, and from the analysis above we have that $F < 1 < B$. Thus $f = BF > F$, while a direct evaluation shows that $B\overleftarrow{\phi}(B) > 1$. As $\overrightarrow{\psi}$ is increasing we have $0 > \overrightarrow{\psi}(f) > \overrightarrow{\psi}(F)$, and it follows that

$$\overrightarrow{\psi}(f) + \overleftarrow{\psi}(B) > \overrightarrow{\psi}(F) > \overrightarrow{\psi}(F)\sqrt{B\overleftarrow{\phi}(B)}.$$

Comparing with (5.2) shows that $C < 1$ in this case. We further claim that $C > c$, which, according to (5.1), is the case if and only if

$$\overrightarrow{\phi}(f) \equiv \overrightarrow{\phi}(BF) > \overleftarrow{\phi}(B)\overrightarrow{\phi}(F),$$

which is equivalent to $E(BF) > E(B)E(F)$, where the function E is defined in (10.12). We apply part (a) of Lemma 10.2 and conclude that this last inequality is indeed satisfied since $BF = f < 1$.

Case IIb. ($\vec{S} \vec{J}$) In this case $f < 1 < c$, and from the analysis above we have that $F, B < 1$. Thus $f = BF < F$ and the properties of the auxiliary functions $\vec{\psi}$ and $\overleftarrow{\phi}$ show that

$$\vec{\psi}(f) + \overleftarrow{\psi}(B) < \vec{\psi}(f) < \vec{\psi}(F) < \vec{\psi}(F)B^\zeta = \vec{\psi}(F)\sqrt{B\overleftarrow{\phi}(B)}.$$

A comparison with (5.2) shows that $C > 1$. We further claim that $C < c$, which, according to (5.1), is the case if and only if

$$\vec{\phi}(f) \equiv \vec{\phi}(BF) < \overleftarrow{\phi}(B)\vec{\phi}(F).$$

Using the functions D, E (defined in (10.11) and (10.12)) we rewrite this as

$$E(BF) < \frac{E(B)E(F)}{D(B)}. \quad (5.7)$$

Now, as $B, F < 1$, part (b) of Lemma 10.2 shows that $E(BF) < E(B)E(F)$. At the same time D is a strictly increasing function with $D(1) = 1$, such that $D(B) < 1$. It follows that (5.7) is satisfied and $C < c$.

Case IIc. ($\vec{R} \vec{J}$) In this case $c < 1 < f$, whence, by the analysis above, $B < 1 < F$. This means that the backward and forward outgoing waves are both rarefactions, and it follows from Remark 2.1 that $C = c$ in this case.

Case IId. ($\vec{R} \vec{J}$) In this case $c, f > 1$, and the earlier analysis shows that $1 < F, B < f$. Using the explicit expressions for $\vec{\phi}$ and $\overleftarrow{\phi}$ in (5.1), together with (5.3), we get

$$C = \frac{\vec{\phi}(f)c}{\vec{\phi}(F)\overleftarrow{\phi}(B)} = \frac{c}{D(B)}, \quad (5.8)$$

where D is defined in (10.11). Since $B > 1$, $D(1) = 1$, and D is strictly increasing, it follows from (5.8) that $C < c$ in IId ($\vec{R} \vec{J}$) interactions.

Next we want to verify that C may be either ≥ 1 depending on the incoming strengths f and c . First, as $B, F > 1$ and $BF = f$, it follows from the defining relation $\mathcal{H}(B; f, c) = 0$ and the explicit expressions for $N, \vec{\psi}$ and $\overleftarrow{\psi}$, that

$$(\sqrt{c} - 1)f^\zeta + 1 = \sqrt{c}B^\zeta + \frac{\overleftarrow{\psi}(B)}{\nu}. \quad (5.9)$$

The right-hand side is strictly increasing with respect to B , such that this relation provides B as a function of f and c :

$$B = \mathcal{B}(f, c) = \text{unique } B\text{-value satisfying (5.9) for given } f, c > 1.$$

By substituting $B = \mathcal{B}(f, c)$ into (5.8) we obtain the strength $C = \mathcal{C}(f, c)$ of the outgoing contact. We now have:

Lemma 5.1. *Consider an $\vec{R} \vec{J}$ interaction with incoming strengths $f, c > 1$. Then, as f increases from 1 to ∞ while $c > 1$ is kept fixed, the strength $C = \mathcal{C}(f, c)$ of the outgoing contact (determined from (5.9) and (5.8)) decreases from c to 0.*

Proof. Recall that $B \mapsto D(B)$ increases from 1 to ∞ as B increases from 1 to ∞ . Thus the claim follows from the expression (5.8) for C provided the map $f \mapsto \mathcal{B}(f, c)$, for fixed $c > 1$, increases from 1 to ∞ as f increases from 1 to ∞ . Now, $\mathcal{B}(f, c)$ is the unique root of (5.9). For fixed $c > 1$ the left-hand side of (5.9) increases from 1 to ∞ as f increases from 1 to ∞ . At the same time the right-hand side of (5.9) increases from 1 to ∞ as B increases from 1 to ∞ . This shows that $f \mapsto \mathcal{B}(f, c)$ increases from 1 to ∞ as f increases from 1 to ∞ . \square

This establishes part (iii) of Theorem 3.3.

5.5. Proof of Theorem 3.3 part (iv). We argue as in Section 2.3 and observe that the map $B \mapsto \mathcal{H}(B; f, c)$ is strictly increasing. The interaction Riemann problem is vacuum-free if and only if $B = B(f, c) > 0$, or equivalently $\mathcal{H}(B; f, c) = 0 > \mathcal{H}(0; f, c)$, i.e.

$$\nu[1 + \sqrt{c}N(f)] - \vec{\psi}(f) > 0. \quad (5.10)$$

- IIa and IIb: for an $\vec{S}J$ interaction we have $f < 1$, such that LHS (5.10) > 0 . Thus no vacuum occurs in $\vec{S}J$ interactions.
- IIc and IId: for $\vec{R}J$ interactions we have $f > 1$. Using the explicit expressions for the functions $\vec{\psi}$, $\bar{\psi}$, N , we get that no vacuum occurs if and only if

$$(1 - \sqrt{c})f^\zeta < 2. \quad (5.11)$$

For IId interactions $c > 1$, (5.11) is satisfied, and no vacuum occurs. On the other hand, for IIc interactions we have $c < 1$, and no vacuum appears if and only if $f < f^*(c)$, where $f^*(c)$ is defined in (3.10).

This concludes the proof of Theorem 3.3.

5.6. Location of the transition curve $\{C = 1\}$ for IId interactions. We now want to determine more precisely the “transition” curve in the (f, c) -plane across which the outgoing contact changes type IId interactions. As above we denote the outgoing strength of the contact by $\mathcal{C}(f, c)$. By Lemma 5.1 we know that for each $c > 1$ there is a unique f -value $\mathfrak{f}(c)$ such that $\mathcal{C}(\mathfrak{f}(c), c) = 1$. We derive an expression for $\mathfrak{f}(c)$ as follows. First, from (5.8) with $C = 1$, we get that

$$c = D(B).$$

Let $\delta := D^{-1}$ such that

$$B = \delta(c) = \text{outgoing backward strength when no outgoing contact occurs.}$$

Substituting this value for B into (5.9) then yields the corresponding value of the incoming forward wave f , i.e. $\mathfrak{f}(c)$:

$$\mathfrak{f}(c) = \left[\delta(c)^\zeta + \frac{\vec{\psi}(\delta(c)) + \bar{\psi}(\delta(c))}{\nu(\sqrt{c} - 1)} \right]^{\frac{1}{\zeta}},$$

where we have made use of the explicit expressions for $\vec{\psi}$. It turns out that this is a non-monotone function. Figure 7 shows the graph of the function

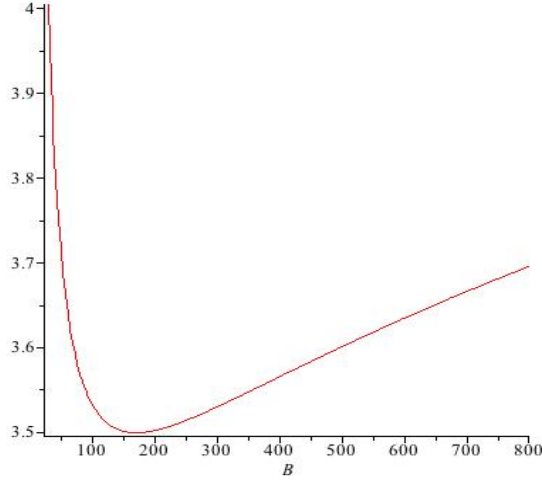
$$\Upsilon(B) := B^\zeta + \frac{\vec{\psi}(B) + \bar{\psi}(B)}{\nu(\sqrt{D(B)} - 1)}$$

when $\gamma = \frac{4}{3}$. (The plot shows the same qualitative features for other values of γ .) As $c \mapsto \delta(c)$ is strictly increasing it follows that $c \mapsto \mathfrak{f}(c)$ is also non-monotone. In particular, the plot indicates that $\mathfrak{f}(c)$ has a unique minimum. Finally, a direct evaluation verifies (5.6).

Remark 5.2. *We have not proved that $\mathfrak{f}(c)$ has a unique minimum, nor determined its absolute minimum. In particular, we have not determined whether its absolute minimum is smaller or larger than $f^*(0) = 2^{1/\zeta}$. Figure 3 should be read with these provisions in mind.*

6. PROOF OF THEOREM 3.4: SETUP AND PART (i)

The analysis of interactions involving overtaking waves is more involved. From Theorems 3.2 and 3.3 we see that most outcomes in Groups I and II interactions are independent of the adiabatic constant γ . Indeed, only the transition curve for the outgoing contact C in IId interactions, as well as the transition curves for vacuum in Ic and IIc interactions, depend explicitly on the adiabatic constant. Also, these dependencies are “stable” in the sense that the transition curves are present and qualitatively similar for all values of $\gamma > 1$. The situation for Group III interactions is markedly different.

FIGURE 7. Graph of $\Upsilon(B)$ ($\gamma = \frac{4}{3}$)

We consider the pairwise interactions of overtaking backward waves of strengths x and y (see right diagram in Figure 1). It will turn out that the location and properties of the transition curve for the reflected (forward) wave, i.e. the locus $\{F(x, y) = 1\}$, depends sensitively on γ . At the same time, the transition curve of the outgoing backward wave, viz. $\{B(x, y) = 1\}$, as well as the vacuum transition curve, both depend on γ . However, in the latter cases the dependence is stable in the above sense. The situation is depicted in Figures 5 and 6.

For reference we introduce the following three regions delimited by the lines $x = 1$ and $y = 1$ in the first quarter of the (x, y) -plane:

- IIIa = $\{x, y > 1\}$, corresponding to $\overleftarrow{S}\overleftarrow{S}$ -interactions
- IIIb = $\{x > 1 > y > 0\}$, corresponding to $\overleftarrow{S}\overleftarrow{R}$ -interactions
- IIIc = $\{y > 1 > x > 0\}$, corresponding to $\overleftarrow{R}\overleftarrow{S}$ -interactions.

(The region $\{x, y < 1\}$ corresponds to two backward rarefaction waves, which do not meet.)

In this section we determine the type of transmitted (backward) wave in Group III interactions. Sections 7 and 8 provide the analysis of the reflected (forward) and contact waves, respectively, while Section 9 gives the conditions for vacuum formation in overtaking interactions. Together these results establish parts (i)-(iv) of Theorem 3.4.

6.1. Group III: overtaking interactions. Consider the interactions in Group III listed in (3.3). Referring to the right diagram in Figure 1 we use (2.6)-(2.8) to traverse the waves before and after interaction. We obtain three equations for the outgoing strengths B, C, F in terms of the incoming strengths x and y :

$$\overleftarrow{\phi}(x)\overleftarrow{\phi}(y) = C\overleftarrow{\phi}(B)\overrightarrow{\phi}(F) \quad (6.1)$$

$$\overleftarrow{\psi}(x) + \overleftarrow{\psi}(y)\sqrt{x\overleftarrow{\phi}(x)} = \overleftarrow{\psi}(B) - \overleftarrow{\psi}(F)\sqrt{CB\overleftarrow{\phi}(B)} \quad (6.2)$$

$$xy = BF. \quad (6.3)$$

Eliminating F and C , using (10.1) and (10.2), and rearranging, yield the following nonlinear equation for $B = B(x, y)$

$$\mathcal{K}(B; x, y) = 0, \quad (6.4)$$

where

$$\mathcal{K}(B; x, y) := \overleftarrow{\psi}(B) + \overleftarrow{\psi}\left(\frac{B}{xy}\right)M(x)M(y) - \overleftarrow{\psi}(x) - \overleftarrow{\psi}(y)M(x). \quad (6.5)$$

We observe that since $\overleftarrow{\psi}$ is strictly increasing, the map $B \mapsto \mathcal{K}(B; x, y)$ has the same property.

6.2. Proof of Theorem 3.4 part (i). By the monotonicity of $B \mapsto \mathcal{K}(B; x, y)$, the defining equation (6.4) for $B = B(x, y)$, and the definition (10.2) of the function M , we have

$$B \geq 1 \quad \Leftrightarrow \quad 0 \geq \mathcal{K}(1; x, y) = M(x)K(x, y),$$

where

$$K(x, y) := \overleftarrow{\psi}\left(\frac{1}{xy}\right)M(y) + \overrightarrow{\psi}\left(\frac{1}{x}\right) - \overleftarrow{\psi}(y). \quad (6.6)$$

We are not able in general to solve the equation $K(x, y) = 0$ explicitly for x or y . Instead we determine the properties of the zero-level of K by estimating the partials $\partial_x K$, $\partial_y K$ in Proposition 6.1. We also determine the relative locations and intersections of $\{K(x, y) = 0\}$ with the hyperbola $xy = 1$, see Proposition 6.2. This information will be used in Section 7 and depends on γ .

Proposition 6.1. *The partials of the function $K(x, y)$ defined in (6.6) satisfy*

$$\partial_x K(x, y) < 0, \quad \partial_y K(x, y) < 0 \quad \text{for all } x, y > 0. \quad (6.7)$$

Proof. As $\overleftarrow{\psi}$, $\overrightarrow{\psi}$ are strictly increasing we have

$$\partial_x K(x, y) = -\frac{1}{x^2 y} \overleftarrow{\psi}'\left(\frac{1}{xy}\right)M(y) - \frac{1}{x^2} \overrightarrow{\psi}'\left(\frac{1}{x}\right) < 0. \quad (6.8)$$

On the other hand

$$\partial_y K(x, y) = -\frac{1}{xy^2} \overleftarrow{\psi}'\left(\frac{1}{xy}\right)M(y) + \overleftarrow{\psi}\left(\frac{1}{xy}\right)M'(y) - \overleftarrow{\psi}'(y), \quad (6.9)$$

such that $\partial_y K(x, y) < 0$ if and only if

$$\frac{1}{xy} \overleftarrow{\psi}'\left(\frac{1}{xy}\right) - \overleftarrow{\psi}\left(\frac{1}{xy}\right)m(y) + \frac{y \overleftarrow{\psi}'(y)}{M(y)} > 0, \quad (6.10)$$

where the function m is analyzed in Section 10. By the properties of the auxiliary functions the last inequality is trivially satisfied whenever $xy \geq 1$. For $xy < 1$ we use instead that $\overleftarrow{\psi}' > 0$ such that (6.10) follows provided

$$\frac{1}{xy} \overleftarrow{\psi}'\left(\frac{1}{xy}\right) > \overleftarrow{\psi}\left(\frac{1}{xy}\right)m(y).$$

For $xy < 1$ the latter inequality is equivalent to

$$\ell\left(\frac{1}{xy}\right) > m(y),$$

where the auxiliary function ℓ is analyzed in Section 10. In particular, ℓ satisfies $\ell(q) > \frac{1}{2}$ for $q > 1$, while $m(y) < \frac{1}{2}$ for all $y > 0$. This shows that $\partial_y K(x, y) < 0$ for all $x, y > 0$. \square

It follows that $\{B = 1\} = \{K(x, y) = 0\}$ is given by a graph $y = k(x)$, for a C^2 -smooth and strictly decreasing function $k(x)$. A calculation shows that:

$$\lim_{y \downarrow 0} K(x, y) = \infty, \quad \lim_{y \uparrow \infty} K(x, y) = -\infty \quad \text{for } x > 0, \quad \lim_{x \downarrow 0} K(x, y) = \infty \quad \text{for } y > 0,$$

and

$$\lim_{x \uparrow \infty} K(x, y) = K_\infty(y) := -\nu M(y) - \overleftarrow{\psi}(y) - \frac{\kappa}{\sqrt{a}} \quad \text{for } y > 0.$$

The function $K_\infty(y)$ is a strictly decreasing function and satisfies

$$K_\infty(0) = \nu - \frac{\kappa}{\sqrt{a}} > 0, \quad \lim_{y \uparrow \infty} K_\infty(y) = -\infty,$$

and has a unique root $y = \hat{y}(\gamma) \in (0, 1)$ (given in (9.5)). This concludes the proof of part (i) of Theorem 3.4.

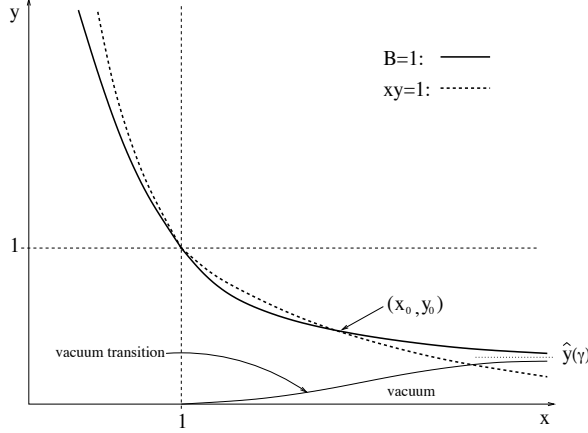


FIGURE 8. The sets $\{B = 1\}$, $\{xy = 1\}$, and their intersections for $\gamma < \frac{5}{3}$ (schematic).

Before considering the outgoing forward wave F we need to analyze the relative positions and intersections of the curves $\{xy = 1\}$ and $\{B = 1\} = \{K(x, y) = 0\}$. These depend on γ and are given by the properties of the function $\alpha := \vec{\psi} - \bar{\psi}$ which is analyzed in Section 10.3.

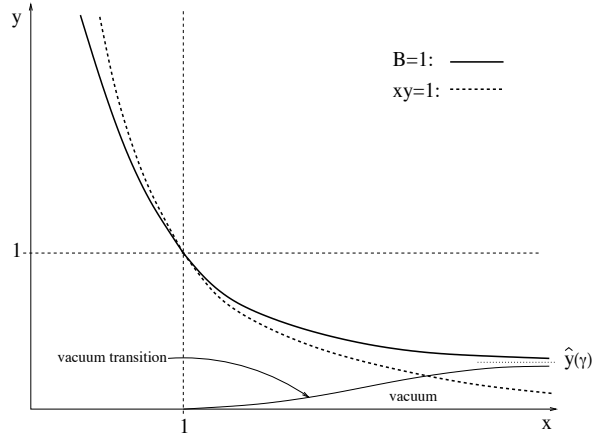
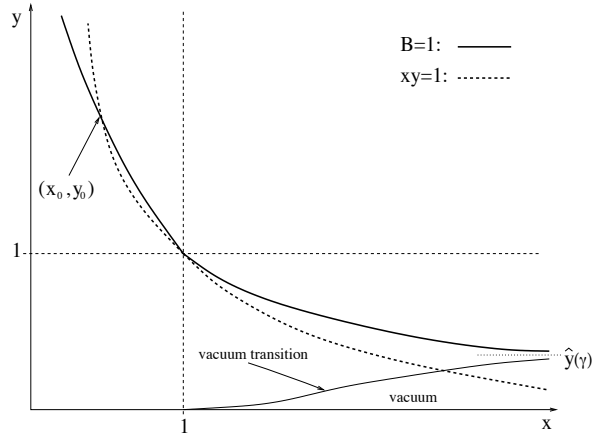
Proposition 6.2. *Let $\{y = k(x)\} = \{B = 1\}$ be as in part (i) of Theorem 3.4. Let $y_0 = y_0(\gamma)$ denote the root different from 1 of the function $\alpha(y, a)$ when $\gamma \neq \frac{5}{3}$, and set $y_0 = 1$ when $\gamma = \frac{5}{3}$. Let $x_0 = \frac{1}{y_0}$. The relative positions and intersections of the curves $\{xy = 1\}$ and $\{y = k(y)\}$ are then given as follows:*

- (a) For $1 < \gamma < \frac{5}{3}$ (see Figure 8): $y_0 < 1 < x_0$ and
 - the curves intersect at $(1, 1)$ tangentially and at (x_0, y_0) transversally, and only at these points
 - $\frac{1}{x} < k(x)$ for $x \in (x_0, \infty)$
 - $\frac{1}{x} > k(x)$ for $x \in (0, 1) \cup (1, x_0)$
- (b) For $\gamma = \frac{5}{3}$ (see Figure 9): $y_0 = x_0 = 1$ and
 - the curves intersect only at $(1, 1)$ (tangentially)
 - $\frac{1}{x} < k(x)$ for $x \in (1, \infty)$
 - $\frac{1}{x} > k(x)$ for $x \in (0, 1)$
- (c) For $\gamma > \frac{5}{3}$ (see Figure 10): $x_0 < 1 < y_0$ and
 - the curves intersect at $(1, 1)$ tangentially and at (x_0, y_0) transversally, and only at these points
 - $\frac{1}{x} < k(x)$ for $x \in (x_0, 1) \cup (1, \infty)$
 - $\frac{1}{x} > k(x)$ for $x \in (0, x_0)$.

Proof. From (6.7) we have that $K(x, y) \geq 0$ for $y \leq k(x)$, while

$$K\left(\frac{1}{y}, y\right) = \alpha(y, a). \quad (6.11)$$

The statements about the location of the intersection points and the relative positions of $\{xy = 1\}$ and $\{y = k(x)\}$, follow immediately from this and the properties of the function $\alpha(y, a)$ as detailed in Section 10.3 (see Figures 8, 9, 10). Calculating $k'(x) = -\frac{\partial_x K(x, y)}{\partial_y K(x, y)}$ at the points of intersection shows that $k'(1) = -1$ and that $k'(x_0) \geq -\frac{1}{x_0^2}$ if and only if $\alpha'(y_0) \leq 0$. The tangency and transversality claims follow from this and the properties of α . \square

FIGURE 9. The sets $\{B = 1\}$, $\{xy = 1\}$, and their intersection for $\gamma = \frac{5}{3}$ (schematic).FIGURE 10. The sets $\{B = 1\}$, $\{xy = 1\}$, and their intersections for $\gamma > \frac{5}{3}$ (schematic).

7. PROOF OF THEOREM 3.4 PART (ii)

We now consider the reflected wave in overtaking interactions. To determine the type of the outgoing forward wave F we use (6.3) together with the defining equation (6.4) for B :

$$F \geq 1 \Leftrightarrow xy \geq B \Leftrightarrow H(x, y) \geq \mathcal{K}(B; x, y) = 0, \quad (7.1)$$

where we have introduced the function

$$H(x, y) := \mathcal{K}(xy; x, y) = \tilde{\psi}(xy) - \tilde{\psi}(x) - \tilde{\psi}(y)M(x). \quad (7.2)$$

We note that

$$H(1, y) = H(x, 1) = H(0, y) \equiv 0 \quad \forall x, y > 0.$$

To keep the lengths of the proofs to a reasonable length we have collected some parts of the analysis of H in Sections 10.5-10.7. We consider separately the cases $\gamma \in (1, \frac{5}{3})$, $\gamma = \frac{5}{3}$, and $\gamma > \frac{5}{3}$.

7.1. The reflected wave F in the case $1 < \gamma < \frac{5}{3}$. The following proposition details the properties of the reflected wave when the adiabatic constant is between 1 and $\frac{5}{3}$. We recall that $x_0 := \frac{1}{y_0}$, where $0 < y_0 < 1$ is the unique root different from 1 of the function $\alpha = \vec{\psi} - \tilde{\psi}$ defined in Section 10.3.

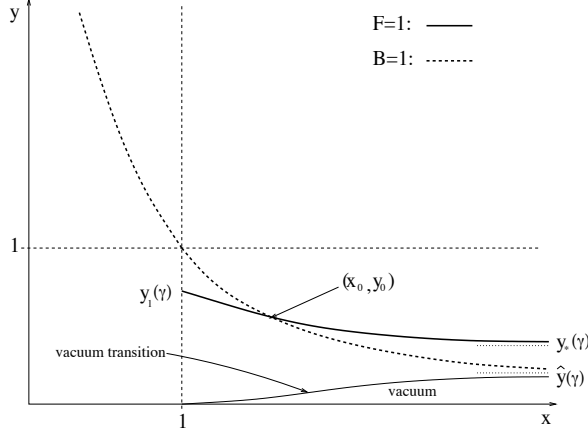


FIGURE 11. The sets $\{F = 1\}$, $\{B = 1\}$, and their intersection for $\gamma < \frac{5}{3}$ (schematic).

Proposition 7.1. *Consider the interactions of two overtaking backward waves listed in (3.3). Let the left and right incoming waves have strengths x and y , respectively. For $1 < \gamma < \frac{5}{3}$ ($0 < a < \frac{1}{4}$) the outgoing reflected wave $F = F(x, y)$ is given as follows.*

- (a) \overleftarrow{SS} -interactions (IIIa, $x, y > 1$) yield $F > 1$: the reflected wave is a rarefaction.
- (b) \overleftarrow{SR} -interactions (IIIb, $0 < y < 1 < x$) may yield either type of reflected wave. More precisely, in the region $0 < y < 1 < x$, the set $\{H(x, y) = 0\} \equiv \{F = 1\}$ coincides with a graph $y = h(x)$, and the reflected wave F is a
 - (b1) rarefaction (i.e. $F > 1$) if and only if $y < h(x)$
 - (b2) shock (i.e. $F < 1$) if and only if $y > h(x)$.

The location of the graph $y = h(x)$ is given as follows. Let $y = k(x)$ be the graph along which $B = 1$ (defined in Section 6.2). Then, in the region $0 < y < 1 < x$:

- (b3) the three graphs $y = h(x)$, $y = k(x)$, and $y = \frac{1}{x}$ all pass through (x_0, y_0) ,
- (b4) $h(x) < k(x) < \frac{1}{x}$ for $1 < x < x_0$
- (b5) $h(x) > k(x) > \frac{1}{x}$ for $x > x_0$.
- (b6) $y = h(x)$ has horizontal asymptote $y_*(\gamma) \in (\hat{y}(\gamma), 1)$ as $x \uparrow +\infty$, and

$$\lim_{x \downarrow 1} h(x) = y_1(\gamma) := \left[\frac{3}{4(1-a)} \right]^{\frac{1}{\gamma}} < 1. \quad (7.3)$$

- (c) \overleftarrow{RS} interactions (IIIc, $0 < x < 1 < y$) yield $F < 1$: the reflected wave is a shock.

The situation is summarized in Figure 5 (left diagram) and in Figure 11.

Proof. We consider each region in turn:

- (a) This part follows directly from (7.1) and (10.36).
- (b) For this part we split the argument into several steps.
 1. We first observe that by definition (10.2) of the auxiliary function M , we have

$$H\left(\frac{1}{y}, y\right) = M\left(\frac{1}{y}\right)\alpha(y, a). \quad (7.4)$$

Together with (6.3), (6.11), and the properties of the map $\alpha(\cdot, a)$ (see Figure 15), this shows: in the region IIIb ($0 < y < 1 < x$), and for $1 < \gamma < \frac{5}{3}$, the two curves $\{xy = 1\}$ and $\{B = 1\} \equiv \{y = k(x)\}$, and the set $\{F = 1\} \equiv \{H(x, y) = 0\}$ (yet to be shown to be a curve), intersect at, and only at, the point (x_0, y_0) .

2. Next we consider the equation $H(x, y) = 0$ in the lower sub-region

$$\text{IIIb1} := \{0 < y < xy < 1 < x\}.$$

Using the explicit expressions for the auxiliary functions $\overleftarrow{\psi}$ and M we may solve explicitly for y as a function of x and obtain that: in IIIb1 the set $\{H(x, y) = 0\}$ coincides with the graph $y = h_1(x)$ where

$$h_1(x) = \left[\frac{M(x) - \frac{1}{\nu} \overleftarrow{\psi}(x) - 1}{M(x) - x^\zeta} \right]^{\frac{1}{\zeta}} = \left[\frac{\sqrt{x + ax^2} - \sqrt{x + a} - \frac{\kappa}{\nu}(x - 1)}{\sqrt{x + ax^2} - x^\zeta \sqrt{x + a}} \right]^{\frac{1}{\zeta}}. \quad (7.5)$$

Note that the numerator and denominator are both positive by Lemma 10.1. A calculation shows that $h_1(x) < \frac{1}{x}$ if and only if $\alpha(\frac{1}{x}, a) < 0$, which, according to the analysis in Section 10.3, holds if and only if $x < x_0 = \frac{1}{y_0}$ (since $\gamma < \frac{5}{3}$). A direct evaluation shows that

$$\lim_{x \downarrow 1} h_1(x) = \left[\frac{3}{4(1-a)} \right]^{\frac{1}{\zeta}} =: y_1(\gamma),$$

which is < 1 since $a < \frac{1}{4}$. This verifies (7.3). We conclude that $\{F = 1\} \cap \text{IIIb1}$ is given as the graph $\{(x, h_1(x)) \mid 1 < x < x_0\}$. Furthermore, it follows from (10.4) and (10.5) in Lemma 10.1 that

$$\{F \geq 1\} \cap \text{IIIb1} = \{y \leq h_1(x), 1 < x < x_0\}.$$

By the intersection properties verified in step 1 above, and the fact that

$$\lim_{x \downarrow 1} k(x) = 1,$$

it follows that the graph $\{y = h_1(x) \mid 1 < x < x_0\}$ lies strictly below the curve segment $\{y = k(x) \mid 1 < x < x_0\}$.

3. The analysis of the equation $H(x, y) = 0$ in the upper sub-region

$$\text{IIIb2} := \{0 < y < 1 < xy\}$$

is more involved. In particular it is not possible to solve for y explicitly in terms of x or vice versa. Instead we will make use of the analysis in Section 10.6. First, (10.44) shows that the map $y \mapsto H(x, y)$ has no root in $(\frac{1}{x}, 1)$, whenever $x \leq x_0$ and $1 < \gamma < \frac{5}{3}$. We infer that $\{F = 1\} \cap \text{IIIb2}$ lies in the region $x > x_0$. We next locate the zero-level of H more precisely. By (7.2) we have $H(x, y) = 0$ if and only if

$$\overleftarrow{\psi}(y) = \frac{\overleftarrow{\psi}(xy) - \overleftarrow{\psi}(x)}{M(x)}.$$

For $(x, y) \in \{F = 1\} \cap \text{IIIb2}$ we thus get by (10.2) (see (6.6) for the definition of K)

$$K(x, y) = \overleftarrow{\psi}\left(\frac{1}{xy}\right)M(y) + \overrightarrow{\psi}\left(\frac{1}{x}\right) - \frac{\overleftarrow{\psi}(xy) - \overleftarrow{\psi}(x)}{M(x)} = \overleftarrow{\psi}\left(\frac{1}{xy}\right)M(y) - \frac{\overleftarrow{\psi}(xy)}{M(x)} < 0.$$

That is, in sub-region IIIb2 the zero level of H (yet to be shown to be a graph $y = h_2(x)$) lies above $y = k(x)$, and therefore (according to part (a) of Proposition 6.2) also above $y = \frac{1}{x}$. Finally, since $1 < \gamma < \frac{5}{3}$, (10.44) and (10.45) show that $\{F(x, y) = 1\} \cap \{x > x_0, k(x) < y < 1\}$ is a graph of a C^2 -function $h_2(x)$. The graph $y = h(x)$ in the statement of Proposition 7.1 is then the concatenation of $y = h_1(x)$ for $x < x_0$ with $y = h_2(x)$ for $x > x_0$.

4. We finally note that the inequalities between $k(x)$ and $\frac{1}{x}$ were established in Part (a) of Proposition 6.2. This concludes the proof of part (b).
(c) By (7.1) the reflected wave satisfies $F < 1$ if and only if $H(x, y) < 0$. When $\gamma < \frac{5}{3}$ we have $a < \frac{1}{4}$, and Lemma 10.5 shows that $H(x, y) < 0$ in IIIc.

□

Remark 7.2. While numerical plots indicate that the function $y = h(x)$ is monotone decreasing, we have not been able to prove this.

7.2. The reflected wave F in the case $\gamma = \frac{5}{3}$. This is a limiting case; for clarity of exposition we treat it separately. The following proposition details the properties of the reflected wave in the particular case when the adiabatic constant is that of a monatomic gas, $\gamma = \frac{5}{3}$.

Proposition 7.3. *Consider the interactions of two overtaking backward waves listed in (3.3). Let the left and right incoming waves have strengths x and y , respectively. For $\gamma = \frac{5}{3}$ ($a = \frac{1}{4}$) the outgoing reflected wave $F = F(x, y)$ is given as follows.*

- (a) \overleftarrow{SS} -interactions (IIIa, $x, y > 1$) yield $F > 1$: the reflected wave is a rarefaction.
- (b) \overleftarrow{SR} -interactions (IIIb, $0 < y < 1 < x$) may yield either type of reflected wave. More precisely, in the region $0 < y < 1 < x$, the set $\{H(x, y) = 0\} \equiv \{F = 1\}$ coincides with a graph $y = h(x)$, and the reflected wave F is a
 - (b1) rarefaction (i.e. $F > 1$) if and only if $y < h(x)$
 - (b2) shock (i.e. $F < 1$) if and only if $y > h(x)$.
 The location of the graph $y = h(x)$ is given as follows. Let $y = k(x)$ be the graph along which $B = 1$ (defined in Section 6.2). Then, in the region $0 < y \leq 1 \leq x$:
 - (b3) the three graphs $y = h(x)$, $y = k(x)$, and $y = \frac{1}{x}$ all pass through $(1, 1)$, and
 - (b4) $h(x) > k(x) > \frac{1}{x}$ for $x > 1$.
- (c) \overleftarrow{RS} interactions (IIIc, $0 < x < 1 < y$) yield $F < 1$: the reflected wave is a shock.

The situation is summarized in Figure 5 (right diagram) and in Figure 12.

Proof. We consider each region in turn:

- (a) This part follows directly from (7.1) and (10.36).
- (b) The proof of this part follows the proof for part (b) of Proposition 7.1. We split the argument into similar steps.
 1. From (7.4), (6.11), and the properties of the map $\alpha(\cdot; \frac{1}{4})$ (see Figure 16) it follows that: in region IIIb ($0 < y < 1 < x$) when $\gamma = \frac{5}{3}$, the two curves $\{xy = 1\}$ and $\{B = 1\} \equiv \{y = k(x)\}$, and the set $\{F = 1\} \equiv \{H(x, y) = 0\}$ (yet to be shown to be a curve), do not intersect.
 2. Next we will show that the equation $H(x, y) = 0$ has no solution in the lower sub-region

$$\text{IIIb1} := \{0 < y < xy < 1 < x\}$$

whenever $a \geq \frac{1}{4}$. (We will use this again in the proof of Proposition 7.4). As in the proof of Proposition 7.1 we get that if $(x, y) \in \text{IIIb1}$ satisfies $H(x, y) = 0$, then $y^\zeta = h_1(x)$ where h_1 is given by (7.5) (with $a = \frac{1}{4}$). In particular, since $y < \frac{1}{x}$ in IIIb1, we would have that $h_1(x) < \frac{1}{x}$, which is equivalent to

$$\alpha\left(\frac{1}{x}\right) < 0.$$

For $a \geq \frac{1}{4}$, or equivalently, $\gamma \geq \frac{5}{3}$, this implies $x < 1$ (see Figures 16 and 17), which contradicts the assumption that $(x, y) \in \text{IIIb1}$. This shows that the set $\{F = 1\}$ does not meet the sub-region IIIb1 when $\gamma \geq \frac{5}{3}$.

3. Next consider the equation $H(x, y) = 0$ in the upper sub-region

$$\text{IIIb2} := \{0 < y < 1 < xy\}.$$

As in the proof of Proposition 7.1 we use the results of Section 10.6. For $a = \frac{1}{4}$ it is shown there that the map $y \mapsto H(x, y)$ has exactly one root in $(\frac{1}{x}, 1)$ for each fixed $x > 1$ (recall $x_0 = 1$ in the present case). It follows that the set $\{F(x, y) = 1\} \cap \{x > 1, k(x) < y < 1\}$ consists of a C^2 -smooth graph $\{y = h_2(x)\}$.

4. We finally note that the inequalities between $k(x)$ and $\frac{1}{x}$ were established in Part (b) of Proposition 6.2. This concludes the proof of part (b).
- (c) As in the proof of Proposition 7.1 this part follows from Lemma 10.5.

□

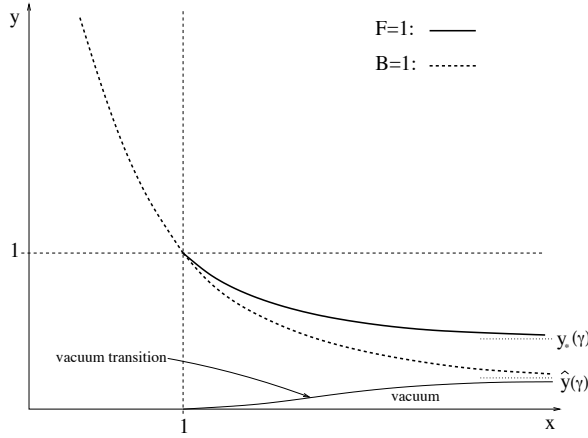


FIGURE 12. The sets $\{F = 1\}$, $\{B = 1\}$, and their intersection for $\gamma = \frac{5}{3}$ (schematic).

7.3. The reflected wave F in the case $\gamma > \frac{5}{3}$. This case is the most complicated one to analyze. In particular, now the set $\{F = 1\} \equiv \{H = 0\}$ either meets all three of IIIa, IIIb, and IIIc, or just IIIa and IIIc. More precisely we shall see that $\{H(x, y) = 0\}$ is a curve in the (x, y) plane which always meets IIIa and IIIc, and which meets IIIb if and only if $\frac{5}{3} < \gamma < 2$. See Figures 13 and 14.

Proposition 7.4. *Consider the interactions of two overtaking backward waves listed in (3.3). Let the left and right incoming waves have strengths x and y , respectively. For $\gamma > \frac{5}{3}$ ($a > \frac{1}{4}$) the outgoing reflected wave $F = F(x, y)$ is given as follows.*

- (a) \overleftarrow{SS} -interactions (IIIa, $x, y > 1$) may yield either type of reflected wave. More precisely, in the region $x, y > 1$, the set $\{F = 1\}$ coincides with the graph of the strictly decreasing function

$$j(x) = \frac{2a}{(1-a)^2 x} \left[a(1+x) + \sqrt{a^2(1+x)^2 + ax(1-a)^2} \right]. \quad (7.6)$$

Set

$$\bar{x} := \frac{4a^2}{1-3a} \quad \bar{y} := \frac{2a\sqrt{a}}{(1-\sqrt{a})^2} \quad y_* := \frac{4a^2}{(1-a)^2}. \quad (7.7)$$

Then the graph intersects the line $x = 1$ at $(1, \bar{y})$. For $\frac{5}{3} < \gamma < 2$ ($\frac{1}{4} < a < \frac{1}{3}$) the graph intersects the line $y = 1$ at $(\bar{x}, 1)$, while for $\gamma \geq 2$ ($a \geq \frac{1}{3}$) it has the horizontal asymptote $y = y_* > 1$ as $x \uparrow \infty$. The reflected wave is a:

- (a1) rarefaction ($F > 1$) if and only if $y > \max(j(x), 1)$
(a2) shock ($F < 1$) if and only if $1 < y < j(x)$.
(b) \overleftarrow{SR} -interactions (IIIb, $0 < y < 1 < x$) may or may not yield either type of reflected wave. First, for $\gamma \geq 2$ ($a \geq \frac{1}{3}$) the set $\{F = 1\}$ does not meet IIIb and the reflected wave is necessarily a rarefaction ($F > 1$).

On the other hand, for $\frac{5}{3} < \gamma < 2$ ($\frac{1}{4} < a < \frac{1}{3}$) the set $\{F = 1\}$ meets IIIb along a graph $y = h(x)$, defined for $x > \bar{x}$, with $h(\bar{x}) = 1$. The reflected wave F is a:

- (b1) rarefaction ($F > 1$) if and only if $y < \min(h(x), 1)$
(b2) shock ($F < 1$) if and only if $x > \bar{x}$ and $h(x) < y < 1$.

The graph $y = h(x)$ in the region $0 < y < 1 < x$ lies above the graph $y = k(x)$ along which $B = 1$ (defined in Section 6.2).

- (c) \overleftarrow{RS} -interactions (IIIc, $0 < x < 1 < y$) may yield either type of reflected wave. More precisely, in IIIc the set $\{F = 1\}$ consists of a graph $y = i(x)$, $0 < x < 1$, with the properties:

- (c1) a rarefaction results ($F > 1$) if and only if $y < i(x)$
- (c2) a shock results ($F < 1$) if and only if $y > i(x)$
- (c3) $i(x) \equiv y_0$ (the unique zero of $\alpha(y, a)$) for $0 < x < \frac{1}{y_0}$
- (c4) $\frac{1}{x} < i(x) < \min\{\frac{\bar{y}}{x}, y_0\}$ for $\frac{1}{y_0} < x < 1$.

The situation is summarized in Figures 6, 13, and 14.

Proof. We consider each region in turn:

- (a) IIIa: The set $\{F = 1\}$ is the zero-level of the function $H(x, y)$ whose behavior on IIIa is analyzed in Section 10.5. The expression in (7.6) is what results from solving (10.35) (with equality) for y in terms of x . A calculation shows that this is a decreasing function of $x > 1$, and that it has the intersection and asymptotic properties as described above. The conclusions follows from this together with (7.1) and (10.35).
- (b) IIIb: As shown in the proof of part (b) of Proposition 7.3 (step 2) the set $\{F = 1\}$ does not meet subregion IIIb1: $\{0 < y < xy < 1 < x\}$ whenever $a > \frac{1}{4}$. Also, according to the analysis in Section 10.6, $\{F = 1\}$ meets subregion IIIb2: $\{0 < y < 1 < xy < x\}$ if and only if $\frac{1}{4} < a < \frac{1}{3}$. The properties in (b1) and (b2) follow from (10.46) and (10.47). The fact that $y = h(x)$ (denoted $h_2(x)$ in Section 10.6) lies above $y = k(x)$ is proved as in part (b) of Proposition 7.1 (step 3).
- (c) IIIc: It is convenient to consider separately the two sub-domains

$$\text{IIIc1} := \{0 < x < xy \leq 1 < y\} \quad \text{and} \quad \text{IIIc2} := \{0 < x < 1 < xy < y\}.$$

In IIIc1 we use the definition of H and the explicit expressions for the auxiliary functions $\bar{\psi}$ and M to find that

$$H(x, y) = \bar{\psi}(xy) - \bar{\psi}(x) - \bar{\psi}(y)M(x) = x^\zeta \alpha(y, a),$$

where $\alpha := \bar{\psi} - \bar{\psi}$ has a unique zero $y_0 > 1$ (since $\gamma > \frac{5}{3}$, see analysis in Section 10.3 and Figure 17). The properties of α then shows that the restriction of H to IIIc1 satisfies

$$H(x, y) \begin{cases} < 0 & \text{for } 0 < x < \frac{1}{y} \text{ and } y > y_0 \\ \equiv 0 & \text{along } (x, y_0), 0 < x < \frac{1}{y_0} \\ > 0 & \text{for } 0 < x < \frac{1}{y} \text{ and } 1 < y < y_0. \end{cases} \quad (7.8)$$

In sub-region IIIc2 we consider instead how $H(x, y)$ varies as (x, y) moves along hyperbolas $\{xy = \bar{C}\}$ ($\bar{C} = \text{constant}$) in the direction of increasing y -values. For this we make use of the properties of the function $\eta(y, a)$, which is analyzed in Section 10.7. In the rest of this proof we assume $\bar{C} > 1$. Let's define the directional derivative

$$\mathfrak{d}(x, y) := (-x, y) \cdot \nabla_{(x, y)} H(x, y) = \frac{\kappa}{2} x^\zeta \eta(y, a),$$

where $\eta(y, a)$ is defined in (10.49). We first observe from (10.48)-(10.49) that the leading term in $\mathfrak{d}(\frac{\bar{C}}{y}, y)$ for $y \gg 1$ is proportional to $-y^{\frac{1}{2}-\zeta}$. Since $\zeta < \frac{1}{2}$ this shows that $\mathfrak{d}(x, y)|_{\text{IIIc2}}$ tends to $-\infty$ as $y \uparrow \infty$.

We next consider the sign of $\mathfrak{d}(x, y)$ as we “start out” along $\{xy = \bar{C}\}$ from $(1, \bar{C})$, in the direction of increasing y . As detailed in Section 10.7, the sign of $\mathfrak{d}(x, y)$ coincides with that of

$$\frac{\sqrt{a(1+a)}}{1-\sqrt{a}} - \sqrt{y+a}.$$

Thus, if the constant \bar{C} satisfies

$$\frac{\sqrt{a(1+a)}}{1-\sqrt{a}} - \sqrt{\bar{C}+a} \leq 0 \quad \Leftrightarrow \quad \bar{C} \geq \bar{y} := \frac{2a\sqrt{a}}{(1-\sqrt{a})^2},$$

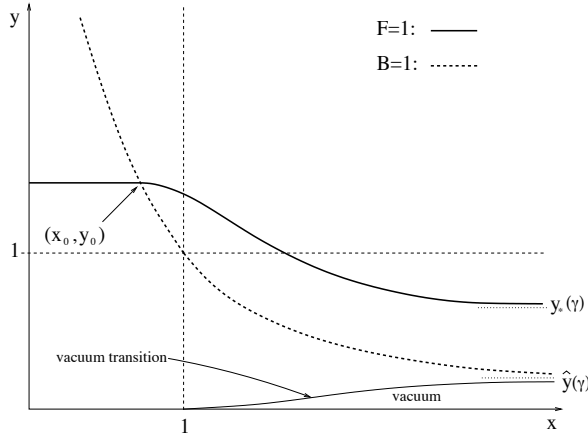


FIGURE 13. The sets $\{F = 1\}$, $\{B = 1\}$, and their intersection for $\frac{5}{3} < \gamma < 2$ (schematic).

then, since $H(1, \bar{C}) = 0$, $H(x, y) < 0$ along $\{xy = \bar{C}\}$. On the other hand, if $1 \leq \bar{C} < \bar{y}$, then H increases along $\{xy = \bar{C}\}$ as y increases, until $y = \bar{y}$, after which it decreases to $-\infty$. We see from this that H has:

- no zero along $\{xy = \bar{C}\}$ when $\bar{C} > \bar{y}$,
- a unique zero along $\{xy = \bar{C}\}$ when $1 < \bar{C} \leq \bar{y}$.

It follows that the zeros of $H(x, y)$ in IIIc2 lie along a curve $y = i(x)$, where i satisfies $i(\frac{1}{y_0}) = y_0$ and $i(1) = \bar{y}$. It remains to argue that the graph $y = i(x)$ lies below the line $y = y_0$, and we do this by showing that $H(x, y_0) < 0$ for $\frac{1}{y_0} < x < 1$. Indeed, by using the property $\vec{\psi}(y_0) = \hat{\psi}(y_0)$ together with the explicit expressions for the auxiliary functions $\hat{\psi}$ and M , we have that

$$\partial_x H(x, y_0) = -\partial_x(\alpha(xy_0, a)) \quad \text{for } \frac{1}{y_0} < x < 1.$$

Integrating from $\frac{1}{y_0}$ to x we obtain

$$H(x, y_0) = -\alpha(xy_0, a) < 0,$$

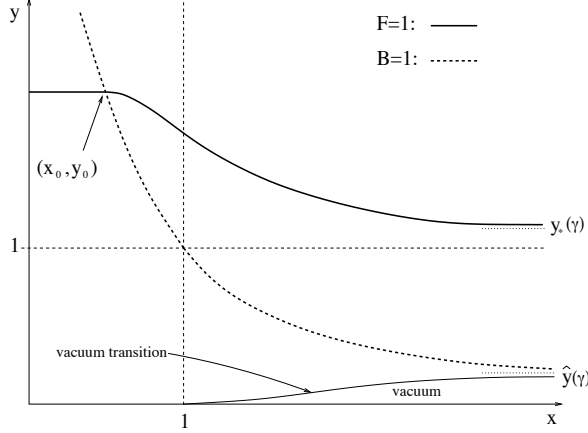
where the latter inequality follows from the properties of $\alpha(\cdot, a)$ when $a > \frac{1}{4}$. □

8. PROOF OF THEOREM 3.4 PART (iii)

To analyze the outgoing contact discontinuity in Group III interactions it is advantageous to work in (τ, u, S) -space where we track two quantities, τ and S , that change across contacts. The wave curves in these variables were recorded in Section 2.

8.1. Equations for outgoing waves in (τ, u, S) -variables. We refer to Group III interactions in Figure 1 and denote the specific volume ratios τ_{right}/τ_{left} across the incoming waves by \tilde{x} (leftmost) and \tilde{y} (rightmost). We use capital letters L, C, I to denote the specific volume ratios across the outgoing backward, contact, and forward waves, respectively.

We use the expressions for the wave curves in (τ, u, S) -space to traverse the waves before and after interaction. From (2.10)-(2.13) we obtain the following equations for the outgoing strengths

FIGURE 14. The sets $\{F = 1\}$, $\{B = 1\}$, and their intersection for $\gamma \geq 2$ (schematic).

L, I, C :

$$\overleftarrow{\xi}(\tilde{x}) + \overleftarrow{\xi}(\tilde{y})\sqrt{\tilde{x}^{1-\gamma}\exp(\overleftarrow{\eta}(\tilde{x}))} = \overleftarrow{\xi}(L) - \overleftarrow{\xi}(I)\sqrt{CL^{1-\gamma}\exp(\overleftarrow{\eta}(L))}, \quad (8.1)$$

$$\overleftarrow{\eta}(\tilde{x}) + \overleftarrow{\eta}(\tilde{y}) = \overleftarrow{\eta}(L) + \gamma \log C + \overleftarrow{\eta}(I), \quad (8.2)$$

$$\tilde{x}\tilde{y} = CLI. \quad (8.3)$$

As for Groups I and II we consider IIIa, IIIb, and IIIc interactions separately. We find it necessary to make a further breakdown and consider each combination of outgoing extreme waves within each of IIIa, IIIb, and IIIc. For the most part the type of the outgoing contact follows readily from (8.1)-(8.3) and the properties of the auxiliary functions. The only exception is the case $\overleftarrow{S}\overleftarrow{S} \rightarrow \overleftarrow{S}\overleftarrow{J}\overleftarrow{R}$ which requires additional arguments.

8.2. Outgoing contact in IIIa-interactions. These are $\overleftarrow{S}\overleftarrow{S}$ -interactions, which corresponds to $a < \tilde{x}, \tilde{y} < 1$, or, in terms of incoming pressure ratios $x, y > 1$. It follows from the analysis in Section 6.2 that, independently of the value of γ , the outgoing backward wave is a shock, i.e. $a < L < 1$. There are therefore only two possibilities for the extreme outgoing waves in this case. (The analysis in Section 7 shows that both can occur when $\gamma > \frac{5}{3}$.) We treat them separately and show that the outgoing contact satisfies $C < 1$ in both cases.

Case 1: $\overleftarrow{S}\overleftarrow{J}\overleftarrow{S}$. In this case $a < L < 1 < I < \frac{1}{a}$. By (8.2) and (10.25) we have that

$$\Gamma(\tilde{x})\Gamma(\tilde{y}) = \Gamma(L)\Gamma(I)C^\gamma. \quad (8.4)$$

Assume for contradiction that $C \geq 1$; then (8.4) together with (10.26) give

$$\Gamma(L) \leq \Gamma(\tilde{x})\Gamma(\tilde{y})\Gamma(I^{-1}).$$

Also, if $C \geq 1$ then (8.3) gives $\tilde{x}\tilde{y} \geq LI > a$. Since $a < \tilde{x}, \tilde{y}, \tilde{x}\tilde{y} < 1$, Lemma 10.3 gives $\Gamma(\tilde{x})\Gamma(\tilde{y}) < \Gamma(\tilde{x}\tilde{y})$, such that

$$\Gamma(L) < \Gamma(\tilde{x}\tilde{y})\Gamma(I^{-1}).$$

Again, since $C \geq 1$, (8.3) gives $\tilde{x}\tilde{y}I^{-1} = CL \geq L > a$, and we have $a < \tilde{x}\tilde{y}, I^{-1}, \tilde{x}\tilde{y}I^{-1} < 1$. Lemma 10.3 applies and gives $\Gamma(\tilde{x}\tilde{y})\Gamma(I^{-1}) < \Gamma(\tilde{x}\tilde{y}I^{-1})$, such that

$$\Gamma(L) < \Gamma(\tilde{x}\tilde{y}I^{-1}).$$

As Γ is strictly decreasing on $(a, \frac{1}{a})$, we conclude that $L > \frac{\tilde{x}\tilde{y}}{I}$. However, by (8.3), this implies that $C < 1$ and we reach a contradiction. Thus $C < 1$.

Case 2: $\overleftarrow{S}J\overrightarrow{R}$. In this case $a < L < 1$ and $I \leq 1$. As $\tilde{x} < 1$ and $\overrightarrow{\xi}(I) \geq 0$, (8.1) and (10.25) give that

$$\overleftarrow{\xi}(\tilde{x}) + \overleftarrow{\xi}(\tilde{y})\sqrt{\Gamma(\tilde{x})} < \overleftarrow{\xi}(\tilde{x}) + \overleftarrow{\xi}(\tilde{y})\sqrt{\tilde{x}^{1-\gamma}\Gamma(\tilde{x})} \leq \overleftarrow{\xi}(L). \quad (8.5)$$

Also, in this case (10.25) shows that (8.2) reduces to

$$\Gamma(\tilde{x})\Gamma(\tilde{y}) = \Gamma(L)C^\gamma.$$

Assuming, again for contradiction, that $C \geq 1$ we thus obtain

$$\Gamma(\tilde{x})\Gamma(\tilde{y}) \geq \Gamma(L). \quad (8.6)$$

We proceed to show that this leads to a contradiction with (8.5). For this we set $\Omega(s) := \sqrt{\Gamma(s)}$ ($s \in (a, 1)$) and define the function $\Lambda := \overleftarrow{\xi}(\Omega^{-1})$ which is analyzed in Section 10.4. Now let

$$z_1 := \Omega(\tilde{x}) > 1, \quad z_2 := \Omega(\tilde{y}) > 1, \quad z_3 := \Omega(L) > 1,$$

where we have used that Γ and hence Ω are decreasing. Hence (8.6) reduces to

$$z_1 z_2 \geq z_3, \quad (8.7)$$

and Lemma 10.4 gives

$$\Lambda(z_1) + z_1 \Lambda(z_2) \geq \Lambda(z_1 z_2).$$

Thus, by (8.7) and the fact that $\Lambda(z)$ is an increasing function, we obtain $\Lambda(z_1) + z_1 \Lambda(z_2) \geq \Lambda(z_3)$, or equivalently:

$$\overleftarrow{\xi}(\tilde{x}) + \sqrt{\Gamma(\tilde{x})}\overleftarrow{\xi}(\tilde{y}) \geq \overleftarrow{\xi}(L). \quad (8.8)$$

This contradicts (8.5), and we conclude that $C < 1$.

This establishes the first statement in part (iii) of Theorem 3.4.

8.3. Outgoing contact in IIIb-interactions. These are $\overleftarrow{S}\overleftarrow{R}$ -interactions for which $a < \tilde{x} < 1 < \tilde{y}$. There are now four possible combinations of outgoing forward and backward waves. (The analysis in Section 7 shows that they can all occur when $\gamma > \frac{5}{3}$). We demonstrate that the outgoing contact discontinuity C always satisfies $C > 1$ by considering each case separately.

Case 1: $\overleftarrow{R}J\overrightarrow{S}$. In this case $L \geq 1$, $1 \leq I < \frac{1}{a}$ and (10.25) shows that (8.2) reduces to

$$\Gamma(\tilde{x}) = \Gamma(I)C^\gamma.$$

Since $a < \tilde{x} < 1 \leq I$, (10.28) shows that $\Gamma(\tilde{x}) > \Gamma(I)$, such that $C > 1$.

Case 2: $\overleftarrow{R}J\overrightarrow{R}$. In this case $L \geq 1$, $I \leq 1$ and (10.25) shows that (8.2) reduces to

$$\Gamma(\tilde{x}) = C^\gamma.$$

Since $a < \tilde{x} < 1$, (10.28) shows that $\Gamma(\tilde{x}) > 1$, such that $C > 1$.

Case 3: $\overleftarrow{S}J\overrightarrow{R}$. In this case $a < L \leq 1$, $I \leq 1$ and (10.25) shows that (8.2) reduces to

$$\Gamma(\tilde{x}) = \Gamma(L)C^\gamma.$$

We now argue by contradiction: if $C \leq 1$ then $\Gamma(\tilde{x}) \leq \Gamma(L)$, and (10.28) shows that $L \leq \tilde{x}$. However, combining this with $C \leq 1 < \tilde{y}$ and (8.3) gives

$$L < L\tilde{y} \leq \tilde{x}\tilde{y} = CLI \leq LI,$$

contradicting $I \leq 1$. Hence $C > 1$.

Case 4: $\overleftarrow{S}J\overrightarrow{S}$. In this case $a < L < 1 < I < \frac{1}{a}$ and (8.2), (10.25), and (10.28) give

$$\Gamma(\tilde{x}) = \Gamma(L)\Gamma(I)C^\gamma < \Gamma(L)C^\gamma. \quad (8.9)$$

From (8.1) and the fact that $\overleftarrow{\xi}(\tilde{y}), \overrightarrow{\xi}(I) < 0$, we obtain that $\overleftarrow{\xi}(\tilde{x}) > \overleftarrow{\xi}(L)$. As $\overleftarrow{\xi}$ is strictly decreasing, we infer that $\tilde{x} < L$. Thus $\Gamma(\tilde{x}) > \Gamma(L)$, which combined with (8.9) gives $C > 1$.

8.4. Outgoing contact in IIIc-interactions. These are $\overleftarrow{R}\overleftarrow{S}$ -interactions for which $a < \tilde{y} < 1 < \tilde{x}$. As for $\overleftarrow{S}\overleftarrow{R}$ -interactions there are four possible combinations of extreme outgoing waves. (The analysis in Section 7 shows that they can all occur when $\gamma > \frac{5}{3}$). We claim that the outgoing contact discontinuity C always satisfies $C > 1$. Considering the same cases as for $\overleftarrow{S}\overleftarrow{R}$ -interactions it turns out that the arguments for Cases 1, 2, and 3 for $\overleftarrow{R}\overleftarrow{S}$ -interactions are identical to those for $\overleftarrow{S}\overleftarrow{R}$ -interactions, upon interchanging \tilde{x} and \tilde{y} . We therefore only need to consider Case 4, $\overleftarrow{S}J\overleftarrow{S}$, where the outgoing strengths satisfy $a < L < 1 < I < \frac{1}{a}$. As above we use (8.2), (10.25), and (10.28) to obtain

$$\Gamma(\tilde{y}) = \Gamma(L)\Gamma(I)C^\gamma < \Gamma(L)C^\gamma. \quad (8.10)$$

Since $\tilde{x} > 1$ we have $\overleftarrow{\xi}(\tilde{x}) < 0$ and $\sqrt{\tilde{x}^{1-\gamma} \exp(\overleftarrow{\eta}(\tilde{x}))} < 1$. At the same time $\overleftarrow{\xi}(I) < 0$, and we get from (8.1) that $\overleftarrow{\xi}(\tilde{y}) > \overleftarrow{\xi}(L)$. As $\overleftarrow{\xi}$ is strictly decreasing we have $\tilde{y} < L$ and (8.10) yields $C > 1$.

With this we have established the second statement in part (iii) of Theorem 3.4.

9. PROOF OF THEOREM 3.4 PART (iv)

For this part of the proof we use the pressure ratios x and y of the incoming waves. We argue as in Section 2.3 and observe that the map $B \mapsto \mathcal{K}(B; x, y)$ is strictly increasing (see (6.5) for the definition of the function \mathcal{K}). The interaction Riemann problem is vacuum-free if and only if $B = B(x, y) > 0$, or equivalently $\mathcal{K}(B; x, y) = 0 > \mathcal{K}(0; x, y)$, i.e.

$$\mathcal{K}(0; x, y) = -\nu - \nu M(x)M(y) - \overleftarrow{\psi}(x) - \overleftarrow{\psi}(y)M(x) < 0. \quad (9.1)$$

Rearranging the last expression we have that the overtaking-wave interaction produces no vacuum if and only if the incoming parameters x and y satisfy

$$-\nu M(y) - \overleftarrow{\psi}(y) < \frac{\nu + \overleftarrow{\psi}(x)}{M(x)}. \quad (9.2)$$

Since the function $\overleftarrow{\psi}$ is strictly increasing with $\overleftarrow{\psi}(0) = -\nu$ and $\overleftarrow{\psi}(1) = 0$, it follows that the inequality (9.2) is satisfied whenever $y > 1$. Consequently, a vacuum is never generated in $\overleftarrow{S}\overleftarrow{S}$ (IIIa) and $\overleftarrow{R}\overleftarrow{S}$ (IIIc) interactions.

On the other hand, depending on the incoming pressure ratios x and y , a vacuum may or may not emerge from an $\overleftarrow{S}\overleftarrow{R}$ (IIIb) interaction. In this case $y < 1 < x$ and (9.2) takes the explicit form

$$v(x) := \frac{\nu\sqrt{x+a} + \kappa(x-1)}{\sqrt{x+ax^2}} > \nu(1-2y^\zeta). \quad (9.3)$$

Lemma 9.1. *The function $v(x)$ is strictly decreasing for $x > 1$, for all values of $\gamma > 1$.*

Proof. Differentiating and collecting terms with coefficients ν and κ , respectively, we obtain that $v'(x) < 0$ (for $x > 1$) if and only if

$$\sqrt{\frac{x+a}{1+a}} < \frac{1+2ax+x^2}{1+(1+2a)x}.$$

This relation holds since the right- and left-hand sides are separated by a linear function:

$$\sqrt{\frac{x+a}{1+a}} < \frac{x-1}{2(1+a)} + 1 < \frac{1+2ax+x^2}{1+(1+2a)x} \quad \text{for } x > 1.$$

□

Thus, a vacuum appears in a IIIb interaction if and only if the incoming strengths $y < 1 < x$ satisfy

$$0 < y \leq V(x) := \left[\frac{1}{2} \left(1 - \frac{v(x)}{\nu} \right) \right]^{\frac{1}{\zeta}} \quad \text{where } \zeta = \frac{\gamma-1}{2\gamma}, \quad (9.4)$$

and $v(x)$ is given by (9.3). A calculation shows that the strictly increasing function $V(x)$ satisfies $V(1) = 0$ and

$$\lim_{x \uparrow \infty} V(x) = \left[\frac{1}{2} (1 - \sqrt{\zeta}) \right]^{\frac{1}{\zeta}} =: \hat{y}(\gamma) < 1. \quad (9.5)$$

See Figures 5, 6, 8, 9-14 for schematic plots of the vacuum transition-curve $y = V(x)$. As indicated in these figures the horizontal asymptote $\hat{y}(\gamma)$ of $y = V(x)$ coincides with the horizontal asymptote of the transition curve $\{B = 1\}$ in \overleftarrow{SR} (IIIb) interactions.

This completes the proof of Theorem 3.4.

10. DEFINITIONS AND PROPERTIES OF AUXILIARY FUNCTIONS

10.1. Auxiliary functions for wave curves. The functions $\overleftarrow{\phi}$, $\overrightarrow{\phi}$, $\overleftarrow{\psi}$, $\overrightarrow{\psi}$ were defined in Section 2. A calculation shows that they are all C^2 functions with Lipschitz continuous 2nd derivatives. Furthermore:

- $\overleftarrow{\phi}(q)$ is strictly decreasing, tends to $+\infty$ as $q \downarrow 0$, tends to a as $q \rightarrow \infty$, and $\overleftarrow{\phi}(1) = 1$.
- $\overrightarrow{\phi}(q)$ is strictly decreasing, tends to $\frac{1}{a}$ as $q \downarrow 0$, tends to 0 as $q \rightarrow \infty$, and $\overrightarrow{\phi}(1) = 1$.
- $\overleftarrow{\psi}(q)$ is increasing, tends to $-\nu$ (with infinite slope) as $q \downarrow 0$, tends to $+\infty$ as $q \rightarrow \infty$, and $\overleftarrow{\psi}(1) = 0$.
- $\overrightarrow{\psi}(q)$ is increasing, tends to $-\sqrt{\frac{1-a}{a}}$ (with finite slope) as $q \downarrow 0$, tends to $+\infty$ as $q \rightarrow \infty$, and $\overrightarrow{\psi}(1) = 0$.

For reference we record the relation

$$\sqrt{q \overrightarrow{\phi}(q) \overleftarrow{\psi}\left(\frac{1}{q}\right)} = -\overrightarrow{\psi}(q). \quad (10.1)$$

10.2. The functions M , N , m , n , ℓ , A , D and E , and their properties. In this section we define a number of auxiliary functions and list some useful properties. To verify these requires mostly routine calculations which are not included. We recall that the parameter $a \in (0, 1)$ is defined in 2.9. Define the functions M and N by

$$M(q) := -\frac{\overleftarrow{\psi}(q)}{\overleftarrow{\psi}\left(\frac{1}{q}\right)} \equiv \sqrt{q \overleftarrow{\phi}(q)} = \begin{cases} q^\zeta & 0 < q < 1 \\ \sqrt{\frac{q+aq^2}{q+a}} & q > 1 \end{cases} \quad (10.2)$$

and

$$N(q) := -\frac{\overrightarrow{\psi}(q)}{\overrightarrow{\psi}\left(\frac{1}{q}\right)} \equiv \sqrt{q \overrightarrow{\phi}(q)} = \begin{cases} \sqrt{\frac{q+aq^2}{q+a}} & 0 < q < 1 \\ q^\zeta & q > 1 \end{cases}. \quad (10.3)$$

Both $M(q)$ and $N(q)$ take the value 1 at $q = 1$, are increasing and convex down, tend to zero as $q \downarrow 0$ (with infinite slope), and tend to $+\infty$ as $q \rightarrow \infty$.

Lemma 10.1. *For $x > 1$ the function $M(x)$ defined in (10.2) satisfies the following inequalities for all values of $\gamma > 1$:*

$$M(x) = \sqrt{\frac{x+ax^2}{x+a}} > x^\zeta \quad (10.4)$$

$$M(x) = \sqrt{\frac{x+ax^2}{x+a}} > 1 + \frac{\kappa(x-1)}{\nu\sqrt{x+a}}. \quad (10.5)$$

Proof. By squaring both sides in (10.4) and rearranging we obtain the equivalent condition that the function

$$f(x) := x + ax^2 - x^{2\zeta+1} - ax^{2\zeta}$$

satisfies $f(x) > 0$ for $x > 1$. A calculation shows that $f'''(x) > 0$ for $x > 1$, while $f(1) = f'(1) = f''(1) = 0$. This proves (10.4). By squaring, rearranging, and canceling a factor of $(x-1)$ we obtain that (10.5) holds if and only if

$$(1 - \zeta)x + (1 + \zeta) > 2\sqrt{\frac{x+a}{1+a}}.$$

Squaring again and simplifying gives that this holds if and only if $(x-1)^2 > 0$. \square

Define the function m by

$$m(q) := \frac{qM'(q)}{M(q)} \begin{cases} \equiv \zeta & 0 < q < 1, \\ = \frac{a(1+2aq+q^2)}{2(q+a)(1+aq)} & q > 1. \end{cases} \quad (10.6)$$

A calculation shows that m is non-decreasing and with range $[\zeta, \frac{1}{2})$. Hence the function

$$n(q) := \frac{qN'(q)}{N(q)} = m\left(\frac{1}{q}\right) \quad (q > 0) \quad (10.7)$$

is non-increasing and with range $[\zeta, \frac{1}{2})$. Define the function

$$\ell(q) := \frac{q\overleftarrow{\psi}'(q)}{\overleftarrow{\psi}(q)} = \begin{cases} \frac{\zeta q^\zeta}{q^\zeta - 1} & 0 < q < 1, \\ \frac{q(q+2a+1)}{2(q-1)(q+a)} & q > 1. \end{cases} \quad (10.8)$$

A calculation shows that ℓ is decreasing, has a vertical asymptote at $q = 1$, and satisfies $\ell(q) > \frac{1}{2}$ for all $q > 1$. Define the function A by

$$A(q, \xi) := \frac{1 + aq + a^2\xi}{a^2 + aq + \xi} \quad (q, \xi > 0). \quad (10.9)$$

A calculation shows that

$$\partial_q A(q, \xi) \geq 0 \quad \forall q > 0 \quad \Leftrightarrow \quad \xi \geq 1. \quad (10.10)$$

Define the function D by

$$D(q) := q^{\frac{1}{\gamma}} \left(\frac{1 + aq}{q + a} \right) \quad (q > 0). \quad (10.11)$$

A calculation shows that D is strictly increasing, $D(1) = 1$, and that $D(q) \uparrow \infty$ as $q \uparrow \infty$.

Lemma 10.2. *Define the function E by*

$$E(x) := \frac{1 + ax}{x + a} \quad x > 0. \quad (10.12)$$

Then

- (a) for $0 < x < 1 < y$: $E(xy) > E(x)E(y) \Leftrightarrow xy < 1$,
- (b) for $0 < x, y < 1$: $E(xy) < E(x)E(y)$.

Proof. A calculation shows that, since $0 < a < 1$, $E(xy) > E(x)E(y)$ if and only if $(1 - xy)(1 - x)(1 - y) < 0$. Parts (a) and (b) follow directly from this. \square

10.3. The function α and its properties. The function α plays a key role in several parts of the arguments. We define

$$\alpha(q) \equiv \alpha(q, a) := \vec{\psi}(q) - \bar{\psi}(q) \quad q > 0. \quad (10.13)$$

We need to locate the roots of α , and these depend sensitively on the value of $a = \frac{\gamma-1}{\gamma+1}$. As a first step we introduce

$$\tilde{\alpha}(q) \equiv \tilde{\alpha}(q, a) := \frac{\kappa(q-1)}{\sqrt{q+a}} - \nu(q^\zeta - 1), \quad q > 0, \quad (10.14)$$

such that

$$\alpha(q) = \begin{cases} \tilde{\alpha}(q) & 0 < q < 1 \\ -\tilde{\alpha}(q) & q \geq 1, \end{cases} \quad (10.15)$$

where the constants κ, ν, ζ are defined in terms of a in Section 2. To analyze $\tilde{\alpha}$ we introduce the new variable

$$z(q) \equiv z(q, a) := \frac{q-1}{\sqrt{q+a}}, \quad q > 0, \quad (10.16)$$

which satisfies

$$z'(q) = \frac{q+2a+1}{2(q+a)^{\frac{3}{2}}}, \quad z''(q) = -\frac{q+4a+3}{4(q+a)^{\frac{5}{2}}}. \quad (10.17)$$

For fixed $a \in (0, 1)$ the function $z(q)$ is strictly increasing with a strictly increasing inverse $q(z)$ defined for $z \in (-a^{-1/2}, \infty)$, and with $q(0) = 1$. The first two derivatives of the latter are given by

$$q'(z) = \frac{1}{z'(q)} = \frac{2(q+a)^{\frac{3}{2}}}{q+2a+1}, \quad q''(z) = -\frac{z''(q)}{(z'(q))^3} = \frac{2(q+4a+3)(q+a)^2}{(q+2a+1)^3}, \quad (10.18)$$

where $q = q(z)$. Now, in terms of the variable $z(q)$, we have

$$\tilde{\alpha}(q) = \beta(z(q)),$$

where

$$\beta(z) := \kappa z - \nu[q(z)^\zeta - 1]. \quad (10.19)$$

Thus, in order to locate the zeros of $\tilde{\alpha}$ we may as well determine the zeros of $\beta(z)$ for $z \in (-a^{-1/2}, \infty)$, and then translate back to q -locations. (This turns out to be easier than to determine directly the roots of $\tilde{\alpha}$.) We do so by considering the derivatives of $\beta(z)$. Differentiating $\beta(z)$ and using (10.18) we have

$$\beta'(z) = 2\nu\zeta \left[\frac{\sqrt{1+a}}{2} - \frac{q^{\zeta-1}(q+a)^{\frac{3}{2}}}{q+2a+1} \right] \quad (10.20)$$

and

$$\beta''(z) = \frac{2q^{\zeta-2}(q+a)^2}{\gamma^{\frac{3}{2}}(q+2a+1)^3} \cdot (q-1)(q-\bar{q}),$$

where

$$q = q(z) \quad \text{and} \quad \bar{q} := \frac{2a(2a+1)}{1-a}.$$

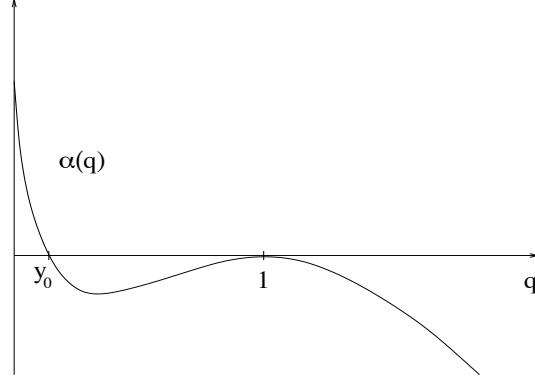
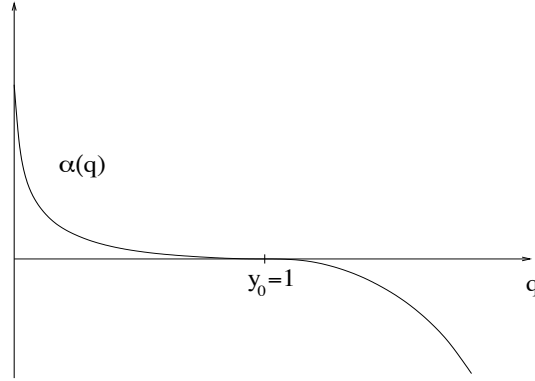
This shows that the sign of $\beta''(z)$ is the same as that of the function

$$Q(z) := (q(z)-1)(q(z)-\bar{q}), \quad (10.21)$$

such that $Q(z)$ has the zeros $z_1 := 0$ and $z_2 := z(\bar{q})$. We note that

$$z_2 \gtrless z_1 \quad \Leftrightarrow \quad \bar{q} \gtrless 1 \quad \Leftrightarrow \quad a \gtrless \frac{1}{4} \quad \Leftrightarrow \quad \gamma \gtrless \frac{5}{3}. \quad (10.22)$$

To locate the zeros of $\beta(z)$ we consider these regimes separately. The approach is the same in each case: the signs of $\beta''(z)$, together with end-point values of β'' , β' and β , determine the number and locations of the roots of β . We therefore only detail the argument in the representative case when $1 < \gamma < \frac{5}{3}$.

FIGURE 15. $q \mapsto \alpha(q, a)$ when $0 < a < \frac{1}{4}$ ($1 < \gamma < \frac{5}{3}$, schematic)FIGURE 16. $q \mapsto \alpha(q, \frac{1}{4})$ ($\gamma = \frac{5}{3}$, schematic)

In this case the function $Q(z)$ has two distinct roots $z_1 = 0$ and $z_2 = z(\bar{q}) \in (-a^{-1/2}, 0)$. From (10.21) we have that $\beta''(z) > 0$ when $z \in (-a^{-1/2}, z_2) \cup (0, \infty)$, and $\beta''(z) < 0$ when $z \in (z_2, 0)$. Hence $\beta'(z)$ is increasing on $(-a^{-1/2}, z_2) \cup (0, \infty)$ and decreasing in $(z_2, 0)$. Next, from (10.16), (10.19), and $\zeta < \frac{1}{2}$ we obtain

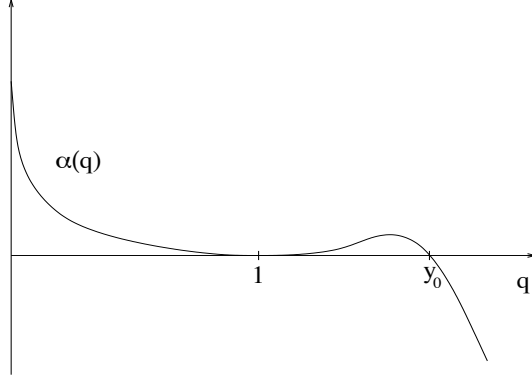
$$\lim_{z \downarrow -a^{-1/2}} \beta'(z) = -\infty, \quad \beta'(0) = 0, \quad \lim_{z \rightarrow \infty} \beta'(z) = \nu\zeta\sqrt{1+a} > 0. \quad (10.23)$$

It follows that $\beta'(z) > 0$ has two roots: one at $z_3 \in (-a^{-1/2}, z_2)$ and one at $z = 0$. Also, $\beta'(z) < 0$ on $(-a^{-1/2}, z_3)$, and $\beta'(z) > 0$ on $(z_3, 0) \cup (0, \infty)$.

Next, by (10.16) and (10.19) we have $\beta(-a^{-1/2}) = \nu - \kappa a^{-1/2} > 0$ and $\beta(0) = 0$. It follows that β itself has exactly two roots: a leftmost root $z_4 \in (-a^{-1/2}, z_3)$ and the other one at $z = 0$. Translating back to q -variables we conclude that $\tilde{\alpha}(q)$ has exactly two zeros: $q(z_4) =: y_0 \in (0, 1)$ and $q = 1$. Finally, it follows from this and (10.15) that the same holds for $\alpha(q)$ itself. See Figure 15.

Similar arguments show that

- when $\gamma = \frac{5}{3}$ the function $\alpha(q)$ has a single root at $q = 1$ (Figure 16), and
- when $\gamma > \frac{5}{3}$ the function $\alpha(q)$ has exactly two roots: one at $q = 1$ and one at $y_0 \in (1, \infty)$ (Figure 17).

FIGURE 17. $q \mapsto \alpha(q, a)$ when $a > \frac{1}{4}$ ($\gamma > \frac{5}{3}$, schematic)

10.4. **The functions Γ and Λ , and their properties.** We define the function

$$\Gamma(s) \equiv \Gamma(s, a) := \frac{s^\gamma(1-as)}{s-a}, \quad a < s < \frac{1}{a}, \quad (10.24)$$

such that the functions $\overleftarrow{\eta}$ and $\overrightarrow{\eta}$ in (2.11)-(2.13) may be expressed as follows:

$$\overleftarrow{\eta}(l) = \begin{cases} 0 & l > 1 \\ \log \Gamma(l) & a < l < 1 \end{cases} \quad \overrightarrow{\eta}(\iota) = \begin{cases} 0 & 0 < \iota < 1 \\ \log \Gamma(\iota) & 1 < \iota < \frac{1}{a} \end{cases}. \quad (10.25)$$

The function Γ satisfies the relation

$$\Gamma(s)\Gamma\left(\frac{1}{s}\right) = 1, \quad a < s < \frac{1}{a}. \quad (10.26)$$

A calculation shows that

$$\Gamma'(s) = -a\gamma s^{\gamma-1} \frac{(s-1)^2}{(s-a)^2}, \quad (10.27)$$

such that Γ is a positive and strictly decreasing function on $(a, \frac{1}{a})$, and satisfies

$$\Gamma(s) \gtrless 1 \quad \text{for} \quad s \lessgtr 1. \quad (10.28)$$

Lemma 10.3. *The function Γ has the following property: for $s, t, st \in (a, \frac{1}{a})$*

$$\Gamma(s)\Gamma(t) < \Gamma(st) \quad \text{if and only if} \quad (1-st)(1-s)(1-t) > 0. \quad (10.29)$$

Proof. By using the expression for Γ we have that $\Gamma(s)\Gamma(t) < \Gamma(st)$ if and only if

$$\left[\frac{1-as}{s-a} \right] \left[\frac{1-at}{t-a} \right] < \frac{1-ast}{st-a}.$$

Using the assumption that s, t , and st are all larger than a , a calculation shows that this holds if and only if $(1-st)(1-s)(1-t) > 0$. \square

We introduce the auxiliary function

$$\Lambda(z) := \overleftarrow{\xi}(\Omega^{-1}(z)), \quad z \in (1, \infty), \quad (10.30)$$

where $\overleftarrow{\xi}$ is defined in Section 2.2 and

$$\Omega(s) := \sqrt{\Gamma(s)}, \quad s \in (a, 1).$$

Lemma 10.4. *The function $\Lambda : (1, \infty) \rightarrow (0, \infty)$ is increasing and has the property that*

$$\Lambda(z_1) + z_1\Lambda(z_2) \geq \Lambda(z_1z_2) \quad \text{for all} \quad z_1, z_2 \geq 1. \quad (10.31)$$

Proof. First, since $\Lambda(1) = 0$, (10.31) follows from

$$\Lambda'(z) \geq \Lambda'(z_1 z), \quad z \in (1, \infty) \quad (10.32)$$

by integration from $z = 1$ to $z = z_2$. In turn, (10.32) follows if we show that Λ is a concave:

$$\Lambda''(z) < 0, \quad z \in (1, \infty). \quad (10.33)$$

To establish (10.33) we first calculate $\Lambda'(z)$:

$$\Lambda'(z) = \frac{\xi'(s)}{\Omega'(s)} = \frac{\sqrt{1+a}}{a\gamma} \cdot \frac{\sqrt{1-as}(s+1-2a)}{s^{\frac{\gamma}{2}-1}(s-1)^2} \quad \text{where } s = \Omega^{-1}(z) \in (a, 1).$$

Since $\Omega'(s) < 0$ we see that (10.33) holds if and only if

$$\frac{d}{ds} \left[\frac{\sqrt{1-as}(s+1-2a)}{s^{\frac{\gamma}{2}-1}(s-1)^2} \right] > 0 \quad \text{for } s \in (a, 1).$$

A calculation shows that this is the case if and only if the polynomial

$$\mathcal{P}(a, s) := 2a^2 s^3 - (10a^2 - 5a + 1)s^2 + (8a^3 - 10a^2 + 14a - 6)s - (6a^2 - 5a + 1)$$

satisfies

$$\mathcal{P}(a, s) < 0 \quad \text{whenever } 0 < a < 1 \quad \text{and} \quad a < s < 1. \quad (10.34)$$

To verify (10.34) we fix $s \in (0, 1)$ and consider the map $a \mapsto \mathcal{P}(a, s)$ for $0 < a < 1$. Since

$$\partial_a^3 \mathcal{P}(a, s) = 48s > 0, \quad \partial_a^2 \mathcal{P}(1, s) = 4(s-1)^2(s-3) < 0,$$

while

$$\partial_a \mathcal{P}(s, s) = (s-1)^2(4s^2 + 12s + 5) > 0 \quad \text{and} \quad \mathcal{P}(s, s) = (s-1)^3(2s^2 + 4s + 1) < 0,$$

it follows that (10.34) indeed holds. \square

10.5. The function $H(x, y)$ in region IIIa. Consider the function H defined in (7.2). For $(x, y) \in \text{IIIa} = \{x > 1, y > 1\}$ we use the explicit expressions for $\bar{\psi}$ and M to get

$$H(x, y) = \kappa \left[\frac{(xy-1)}{\sqrt{xy+a}} - \frac{(x-1)}{\sqrt{x+a}} - \frac{(y-1)}{\sqrt{y+a}} \cdot \sqrt{\frac{x+ax^2}{x+a}} \right] \quad (x, y > 1).$$

Thus

$$\begin{aligned} H(x, y) \geq 0 &\Leftrightarrow \frac{(xy-1)}{\sqrt{xy+a}} \geq \frac{(x-1)}{\sqrt{x+a}} + \frac{(y-1)}{\sqrt{y+a}} \cdot \sqrt{\frac{x+ax^2}{x+a}} \\ &\Leftrightarrow (xy-1)\sqrt{x+a}\sqrt{y+a} \geq (x-1)\sqrt{y+a}\sqrt{xy+a} + (y-1)\sqrt{xy+a}\sqrt{x+ax^2}. \end{aligned}$$

For $x, y > 1$ this holds if and only if the same inequality with squared RHS and LHS holds. After squaring each side, collecting positive and negative terms, canceling the common factor $\sqrt{x}(x-1)(y-1)$, and rearranging, we obtain:

$$H(x, y) \geq 0 \Leftrightarrow 2(xy+a)\sqrt{y+a}\sqrt{1+ax} \leq \sqrt{x} [(1-a)xy^2 + 2a(xy+a) + (3a+1)y].$$

Again each side is positive; squaring, collecting terms, canceling the common factor $(1-xy)^2$, and rearranging, finally yield

$$H(x, y) \geq 0 \Leftrightarrow xy [(1-a)^2 y - 4a^2] \geq 4a^2(y+a) \quad \text{when } x, y > 1. \quad (10.35)$$

In particular, if $0 < a \leq \frac{1}{4}$ then $(1-a)^2 y - 4a^2 > 4a^2(y+a)$ whenever $y > 1$. Thus

$$H(x, y) > 0 \quad \text{whenever } x, y > 1 \text{ and } 0 < a \leq \frac{1}{4}. \quad (10.36)$$

10.6. The function $H(x, y)$ in region IIIb2. Consider the function H defined in (7.2). We want to determine the its zeros in the subregion IIIb2 := $\{0 < y < 1 < xy\}$. From (7.2) and the explicit expressions for ψ and M , we have

$$H(x, y) = \frac{\kappa(xy - 1)}{\sqrt{xy + a}} - \frac{\kappa(x - 1)}{\sqrt{x + a}} - \nu(y^\zeta - 1) \sqrt{\frac{x + ax^2}{x + a}} \quad \text{for } \frac{1}{x} < y < 1.$$

Fixing $x > 1$ we first note that

$$H(x, \frac{1}{x}) = M(x)\alpha(\frac{1}{x}, a) \quad \text{while} \quad H(x, 1) \equiv 0, \quad \forall x > 0. \quad (10.37)$$

We study $y \mapsto H(x, y)$ as y increases from $\frac{1}{x}$ to 1 by analyzing $y \mapsto \partial_y H(x, y)$. As we shall see, its behavior depends on whether $0 < a \leq \frac{1}{4}$, $\frac{1}{4} < a < \frac{1}{3}$, or $a \geq \frac{1}{3}$. Introducing the functions $\theta(z, a)$ and $Q(z, x, a)$ by

$$\theta(z, a) := \frac{(z + 2a + 1)z^{1-\zeta}}{(z + a)^{\frac{3}{2}}} \quad \text{for } z > 1, \quad (10.38)$$

$$Q(z, x, a) := \frac{\sqrt{1+a}}{2} \cdot \frac{x^\zeta}{M(x)} \cdot \theta(z, a) - 1 \quad \text{for } x, z > 1, \quad (10.39)$$

we have

$$\partial_y H(x, y) = \nu \zeta M(x) y^{\zeta-1} Q(xy, x, a) \quad \text{for } (x, y) \in \text{IIIb2}. \quad (10.40)$$

We next observe the following points:

- (A1) By (10.40) the sign of $\partial_y H(x, y)$ is the same as that of $Q(z, x, a)|_{z=xy}$.
- (A2) According to Lemma 10.1,

$$Q(1, x, a) = \frac{x^\zeta}{M(x)} - 1 < 0, \quad (10.41)$$

such that, in IIIb2, $y \mapsto H(x, y)$ “starts out” decreasing at $y = \frac{1}{x}$.

- (A3) A calculation shows that $Q(x, x, a) > 0$ for $x > 1$ if and only if

$$(1 - 3a)(x - \bar{x}) > 0 \quad \text{where} \quad \bar{x} = \frac{4a^2}{1 - 3a}. \quad (10.42)$$

- (A4) We have $\bar{x} < 0$ for $a > \frac{1}{3}$, while

$$0 < \bar{x} \leq 1 \Leftrightarrow 0 < a \leq \frac{1}{4}, \quad \bar{x} > 1 \Leftrightarrow a \in \left(\frac{1}{4}, \frac{1}{3}\right).$$

For $a = \frac{1}{3}$, \bar{x} is undefined and $Q(x, x, \frac{1}{3}) < 0$.

- (A5) By (10.39), the sign of $\partial_z Q(z, x, a)$ coincides with that of $\partial_z \theta(z, a)$. A calculation shows that the latter is given by

$$\partial_z \theta(z, a) = \frac{(1-a)(z-1)(z-\hat{z})}{2(1+a)z^\zeta(z+a)^{\frac{5}{2}}}, \quad \text{where} \quad \hat{z} := \frac{2a(2a+1)}{1-a}. \quad (10.43)$$

We have

$$\hat{z} \geq 1 \Leftrightarrow a \geq \frac{1}{4}.$$

We can now analyze the zeros of $y \mapsto H(x, y)$ for $\frac{1}{x} < y < 1$:

- $0 < a \leq \frac{1}{4}$. By (A2)-(A5) we have

$$Q(1, x, a) < 0 \quad \text{and} \quad Q(x, x, a) > 0, \quad \text{while} \quad \partial_z Q(z, x, a) > 0 \quad \text{for } 1 < z < x.$$

It follows from this and (10.40) that $y \mapsto \partial_y H(x, y)$ changes sign once from negative to positive as y increases from $\frac{1}{x}$ to 1. From (10.37) and the properties of the map α , we have $H(x, \frac{1}{x}) \geq 0$ according to $x \geq x_0$. (Here $x_0 = \frac{1}{y_0}$, y_0 being the unique root of $\alpha(\cdot, a)$)

different from 1 when $a < \frac{1}{4}$, and $y_0 = 1$ when $a = \frac{1}{4}$.) We conclude from (10.37) that when $1 < \gamma < \frac{5}{3}$ then the map $y \mapsto H(x, y)$ has

- no root in $(\frac{1}{x}, 1)$ when $x \leq x_0$, (10.44)

- exactly one root $y = h_2(x) \in (\frac{1}{x}, 1)$ when $x > x_0$. (10.45)

As H is a C^2 -map it follows that $h_2(x)$ is a C^2 -function.

- $a > \frac{1}{4}$. By (10.37) and the properties of $\alpha(y, a)$ we have $H(x, \frac{1}{x}) > 0 = H(x, 1)$ for $x > 1$. As above we have $Q(1, x, a) < 0$, but now $\hat{z} > 1$ (by (A5)) and

$$\partial_z Q(z, x, a) < 0 \quad \text{for } z \in (1, \hat{z}), \quad \partial_z Q(z, x, a) > 0 \quad \text{for } z \in (\hat{z}, \infty),$$

and $Q(z, x, a) \rightarrow \infty$ as $z \uparrow \infty$ (by (10.39), (10.38), and the fact that $\zeta < \frac{1}{2}$). Thus, the map $z \mapsto Q(z, x, a)$ has a unique zero in (\hat{z}, ∞) whenever $a > \frac{1}{4}$. By (10.40) this root corresponds to a zero of $y \mapsto \partial_y H(x, y)$ in the interval $(\frac{1}{x}, 1)$ if and only if $Q(x, x, a) > 0$. By (A4) and (10.42) this is the case if and only if $a < \frac{1}{3}$ and $x > \bar{x}$. We conclude that, for each fixed $x > 1$ the map $y \mapsto H(x, y)$ has:

- a unique root $y = h_2(x) \in (\frac{1}{x}, 1)$ if and only if $x > \bar{x}$, when $\frac{1}{4} < a < \frac{1}{3}$, (10.46)

- no root in $(\frac{1}{x}, 1)$ when $a \geq \frac{1}{3}$. (10.47)

Again, in the former case h_2 is C^2 -smooth.

10.7. The function $H(x, y)$ in region IIIc. Consider the function H defined in (7.2). In IIIc := $\{0 < x < 1 < y\}$ we analyze how $H(x, y)$ varies along hyperbolas $xy = \text{const}$. Again, by using the explicit expressions for $\tilde{\psi}$ and M we have

$$(-x, y) \cdot \nabla_{(x, y)} H(x, y) = \frac{\kappa}{2} x^\zeta \eta(y, a) \quad \text{for } 0 < x < 1 \text{ and } y > 1, \quad (10.48)$$

where the function η is given by

$$\eta(y, a) := \frac{2}{\sqrt{1+a}} - \frac{(1-a)y^2 + (5a+1)y + 2a^2}{(1+a)(y+a)^{\frac{3}{2}}} \quad \text{for } y \geq 1. \quad (10.49)$$

A calculation shows that $\eta(y, a)$ factors as follows:

$$\eta(y, a) = -\frac{(1-a)(\sqrt{y+a} - \sqrt{1+a})^2}{(1+a)(y+a)^{\frac{3}{2}}} \left[\sqrt{y+a} - \frac{\sqrt{a(1+a)}}{1-\sqrt{a}} \right] \left[\sqrt{y+a} + \frac{\sqrt{a(1+a)}}{1+\sqrt{a}} \right].$$

It follows from this and (10.48) that the directional derivative $(-x, y) \cdot \nabla_{(x, y)} H(x, y)$ in IIIc has the same sign as

$$\frac{\sqrt{a(1+a)}}{1-\sqrt{a}} - \sqrt{y+a},$$

which is strictly decreasing in y . In particular, since

$$\left[\frac{\sqrt{a(1+a)}}{1-\sqrt{a}} - \sqrt{y+a} \right] \Big|_{y=1} \leq 0 \quad \text{if and only if} \quad a \leq \frac{1}{4},$$

and since $H(1, y) = H(x, 1) \equiv 0$, we obtain the following:

Lemma 10.5. *For $a \leq \frac{1}{4}$ the function $H(x, y)$ is strictly negative in IIIc = $\{0 < x < 1 < y\}$.*

Acknowledgement. Geng Chen would like to thank Robin Young for helpful discussions.

REFERENCES

- [1] Tung Chang and Ling Hsiao, *The Riemann problem and interaction of waves in gas dynamics*, Pitman Monographs and Surveys in Pure and Applied Mathematics, vol. 41, Longman Scientific & Technical, Harlow, 1989. MR994414 (90m:35122)
- [2] R. Courant and K. O. Friedrichs, *Supersonic flow and shock waves*, Springer-Verlag, New York, 1976. Reprinting of the 1948 original; Applied Mathematical Sciences, Vol. 21. MR0421279 (54 #9284)
- [3] James Glimm, *Solutions in the large for nonlinear hyperbolic systems of equations*, Comm. Pure Appl. Math. **18** (1965), 697–715. MR0194770 (33 #2976)
- [4] James M. Greenberg, *On the interaction of shocks and simple waves of the same family*, Arch. Rational Mech. Anal. **37** (1970), 136–160. MR0274957 (43 #715)
- [5] Jacques Hadamard, *Leçons sur la propagation des ondes et les équations de l'hydrodynamique*, Chelsea, New York, 1949.
- [6] James N. Johnson and Roger Chéret (eds.), *Classic papers in shock compression science*, High-pressure Shock Compression of Condensed Matter, Springer-Verlag, New York, 1998. MR1625293 (99m:76076)
- [7] Émile Jouguet, *Mécanique des Explosifs*, O. Doin et Fils, Paris, 1917 (French).
- [8] L. D. Landau and E. M. Lifshitz, *Course of theoretical physics. Vol. 6*, 2nd ed., Pergamon Press, Oxford, 1987. Fluid mechanics; Translated from the third Russian edition by J. B. Sykes and W. H. Reid. MR961259 (89i:00006)
- [9] John von Neumann, *Collected works. Vol. VI: Theory of games, astrophysics, hydrodynamics and meteorology*, General editor: A. H. Taub. A Pergamon Press Book, The Macmillan Co., New York, 1963. MR0157876 (28 #1105)
- [10] Joel Smoller, *Shock waves and reaction-diffusion equations*, 2nd ed., Grundlehren der Mathematischen Wissenschaften [Fundamental Principles of Mathematical Sciences], vol. 258, Springer-Verlag, New York, 1994. MR1301779 (95g:35002)
- [11] Bernhard Riemann, *Ueber die Fortpflanzung ebener Luftwellen von endlicher Schwingungsweite*, Abhandlungen der Gesellschaft der Wissenschaften zu Göttingen **8** (1860), 43–65 (German).
- [12] B. L. Roždestvenskiĭ and N. N. Janenko, *Systems of quasilinear equations and their applications to gas dynamics*, Translations of Mathematical Monographs, vol. 55, American Mathematical Society, Providence, RI, 1983. Translated from the second Russian edition by J. R. Schulenberger. MR694243 (85f:35127)

G. CHEN, DEPARTMENT OF MATHEMATICS, PENN STATE UNIVERSITY, UNIVERSITY PARK, STATE COLLEGE, PA 16802, USA (chen@math.psu.edu).

E. E. ENDRES, (eeendres_usa@yahoo.com)

H. K. JENSSEN, DEPARTMENT OF MATHEMATICS, PENN STATE UNIVERSITY, UNIVERSITY PARK, STATE COLLEGE, PA 16802, USA (jenssen@math.psu.edu).