

INTERACTIONS OF POINT VORTICES IN THE ZABUSKY-MCWILLIAMS MODEL WITH A BACKGROUND FLOW

COLM CONNAUGHTON

Warwick Mathematics Institute and Warwick Centre for Complexity Science
University of Warwick
Coventry, CV4 7AL, United Kingdom

JOHN R. OCKENDON

Oxford Centre for Industrial and Applied Mathematics
Mathematical Institute, University of Oxford,
24–29 St Giles', Oxford OX1 3LB, United Kingdom

ABSTRACT. We combine a simple quasi-geostrophic flow model with the Zabusky-McWilliams theory of atmospheric vortex dynamics to address a hurricane-tracking problem of interest to the insurance industry. This enables us to make predictions about the “follow-my-leader” phenomenon.

1. Introduction.

1.1. Insurance industry motivation for the “follow-my-leader” problem.

The 2005 Atlantic hurricane season is famous as the most active and expensive Atlantic hurricane season since records began. In addition to thousands of deaths, damage to property and infrastructure was estimated to have amounted to 130 billion USD. The Mexican states of Quintana Roo and Yucatán and the U.S. states of Florida and Louisiana were each struck twice by large hurricanes. These included Katrina, the most expensive natural disaster in the history of the United States. The insurance industry is naturally interested in the question of whether this is mere coincidence or whether there are correlations between the tracks of intense hurricanes. Risk estimation models used in the industry often treat the probability of hurricanes making landfall in a particular area as independent Poisson processes characterised by their historical mean. The possibility of even weak correlations, particularly between large storms, may be an important source of systematic error in these models.

This question was posed by Lloyds and explored during the 73rd European Study Group with Industry which took place at Warwick in April 2010 [5]. Statistical analysis of the historical data was done which did not prove conclusive. In tandem with this statistical analysis a more basic fluid dynamics question was studied: how do the pairs of vortices embedded in a larger scale “steering flow” influence each other when their separations are large?

2000 *Mathematics Subject Classification.* Primary: 58F15, 58F17; Secondary: 53C35.
Key words and phrases. Fluid dynamics, point vortex models.

Our work will build on the basic theories of oceanic-scale atmospheric flows described in [3, 7] and the theories of hurricane dynamics proposed in [1, 2, 8]. We will rely heavily on the atmospheric vortex dynamics model proposed in [9] and the observational studies reported in [4].

1.2. Inviscid vortex dynamics in 2-D: summary of the results of the Study Group. The most elementary theory of 2-D vortex dynamics concerns the flow that results when vortices of strengths Γ_i at $\mathbf{x}_i(t) = (x_i(t), y_i(t))$, $i = 1 \dots n$, move in a background potential flow,

$$\mathbf{U}_0 = \left(\frac{\partial \phi_0}{\partial x}, \frac{\partial \phi_0}{\partial y} \right) = \left(-\frac{\partial \psi_0}{\partial y}, \frac{\partial \psi_0}{\partial x} \right),$$

where $\psi_0(x, y, t)$ is a prescribed streamfunction. The theory asserts that the streamfunction is

$$\psi(x, y, t) = \psi_0(x, y, t) + \sum_{i=1}^n \frac{\Gamma_i}{2\pi} \log r_i, \quad (1)$$

where $r_i^2 = (x - x_i)^2 + (y - y_i)^2$, and that the $(x_i(t), y_i(t))$ evolve according to the Hamiltonian system:

$$\begin{aligned} \frac{dx_i}{dt} &= - \left. \frac{\partial \psi_0(\mathbf{x})}{\partial y} \right|_{\mathbf{x}=\mathbf{x}_i(t)} - \sum_{j=1}^n \frac{\Gamma_j(t)}{2\pi} \frac{(y_i(t) - y_j(t))}{r_{ij}^2}, \\ \frac{dy_i}{dt} &= \left. \frac{\partial \psi_0(\mathbf{x})}{\partial x} \right|_{\mathbf{x}=\mathbf{x}_i(t)} + \sum_{j=1}^n \frac{\Gamma_j(t)}{2\pi} \frac{(x_i(t) - x_j(t))}{r_{ij}^2}. \end{aligned} \quad (2)$$

Eq. (1) ensures that the flow is potential flow away from the vortices and Eq. (2) is the Helmholtz condition that each vortex moves with the velocity that would have existed in its absence. This condition can be justified by smearing the vorticity into small patches (see [8] for the use of this idea to model hurricanes) around (x_i, y_i) and considering the momentum balance for these patches, which reveals that no relative velocity can exist between the patch and its ambient free stream.

A very crude model for the “follow-my-leader” problem is to consider the motion of two equal vortices placed in a steering flow comprising of a uniform potential flow impinging upon a solid wall (see Fig. 1(A)). The flow in the upper right quadrant may be thought of as representing the Atlantic anticyclone and the wall as representing a blocking pattern in the Gulf of Mexico. We took

$$\psi_0 = U x y, \quad (3)$$

The streamlines of the large scale steering flow are plotted in Fig. 1. The only interesting feature is that the flow has a hyperbolic point at $(0, 0)$. With $\Gamma = 0$ the point vortices simply follow the streamlines shown in Fig. 1(A).

We performed a number of numerical experiments to show how $\Gamma \neq 0$ affects this passive advection of vortices. Fig. 1(B) shows the tracks of two equal vortices having $\Gamma = 1$ which start from the same point as in Fig. 1(A), (this was $(4.00, 0.01)$ in the figure) but separated by a delay in time. The lead vortex follows the same path until the second vortex is introduced. The lead vortex then undergoes a deflection which, because it occurs when the lead vortex is near to the stagnation point, subsequently results in a completely different southwards trajectory to the northwards trajectory it would have followed in the absence of the second vortex. Note that the second vortex also experiences a deflection but still follows roughly the same path.

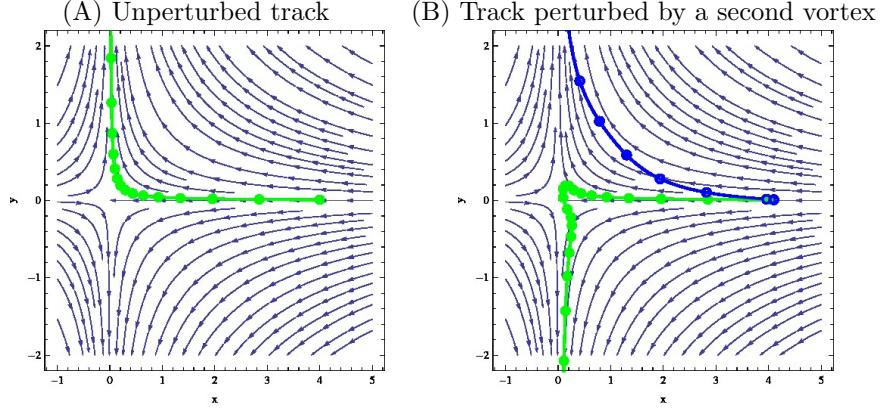


FIGURE 1. Motion of point vortices in the steering flow, Eq. (3). (A) shows a single vortex following the streamlines of the steering flow. (B) shows the large change in trajectory which can occur if the original vortex (solid circles) is near a stagnation point when a second vortex (open circles) is introduced at a later time.

Of course this large deviation in the trajectory of the first vortex does not occur for all configurations of the two vortices. The conclusion to be drawn from this simple model is, as one might expect, that the question of whether vortices follow each other is not straightforward even in this simplest case. Trajectories which come close to stagnation points of the steering flow are very difficult to predict.

1.3. Rotational background flow. A serious complication arises when we try to generalise the above approach to *rotational* steering flows, $\mathbf{U}_0 = (U_0, V_0)$ where $\nabla \cdot \mathbf{U}_0 = 0$ and $(\mathbf{U} \cdot \nabla) \mathbf{U} = -\nabla p$ in dimensionless variables. Now \mathbf{U}_0 is derived from a streamfunction that satisfies

$$J[\psi_0, \Delta \psi_0] = 0, \quad (4)$$

where $J[f, g]$ is the Jacobian operator,

$$J[f, g] = \frac{\partial f}{\partial x} \frac{\partial g}{\partial y} - \frac{\partial f}{\partial y} \frac{\partial g}{\partial x}.$$

Considering just one moving vortex for simplicity, it is now easy to see that if we suppose that

$$\psi(x, y, t) = \psi_0(x, y, t) + \frac{\Gamma}{4\pi} \log[(x - x_0)^2 + (y - y_0)^2], \quad (5)$$

then

$$\Delta \psi = \Delta \psi_0 + \Gamma \delta(x - x_0) \delta(y - y_0).$$

Also

$$\begin{aligned} \frac{\partial \psi}{\partial y} &= \frac{\partial \psi_0}{\partial y} + \frac{\Gamma}{2\pi} \frac{y - y_0}{(x - x_0)^2 + (y - y_0)^2} \\ \frac{\partial \psi}{\partial x} &= \frac{\partial \psi_0}{\partial x} + \frac{\Gamma}{2\pi} \frac{x - x_0}{(x - x_0)^2 + (y - y_0)^2} \end{aligned}$$

and

$$\begin{aligned}\frac{\partial \Delta \psi}{\partial x} &= \Delta \frac{\partial \psi_0}{\partial x} + \Gamma \delta'(x - x_0) \delta(y - y_0) \\ \frac{\partial \Delta \psi}{\partial y} &= \Delta \frac{\partial \psi_0}{\partial y} + \Gamma \delta(x - x_0) \delta'(y - y_0) \\ \frac{\partial \Delta \psi}{\partial t} &= \Gamma \dot{x}_0 \delta'(x - x_0) \delta(y - y_0) + \Gamma \dot{y}_0 \delta(x - x_0) \delta'(y - y_0).\end{aligned}$$

Hence when we collect terms in the vorticity equation,

$$\frac{\partial \Delta \psi}{\partial t} + J[\psi_0, \Delta \psi_0] = 0, \quad (6)$$

we find that the coefficients of $\delta'(x - x_0) \delta(y - y_0)$ and $\delta(x - x_0) \delta'(y - y_0)$ are $\dot{x}_0 + \frac{\partial \psi_0}{\partial y}$ and $\dot{y}_0 - \frac{\partial \psi_0}{\partial x}$ respectively, in accordance with the Helmholtz condition, Eq. (2). However there are also terms like

$$\frac{(x - x_0) \delta(x - x_0) \delta'(y - y_0)}{(x - x_0)^2 + (y - y_0)^2},$$

which vanish and then terms like

$$\left[\frac{y - y_0}{(x - x_0)^2 + (y - y_0)^2} \frac{\partial}{\partial x} - \frac{x - x_0}{(x - x_0)^2 + (y - y_0)^2} \frac{\partial}{\partial y} \right] \Delta \psi_0,$$

which only vanish in a potential flow. What has happened is that the introduction of the vortex has interfered with the global distribution of vorticity meaning that we have to solve the full vortical Euler equation, Eq. (6) everywhere. Since almost no steering flow for hurricane tracks can be approximated by a potential flow, this means that the results of point vortex models such as that presented above have very limited usefulness unless the generation of background vorticity caused by the introduction of the point vortex is small in some sense. This may be the case if the strengths of the moving vortices are weak so that $\frac{\Gamma}{4\pi}$ in Eq. (5) can be replaced by a small parameter, ϵ . If we try the ansatz,

$$\psi(x, y, t) = \psi_0(x, y, t) + \epsilon [\log[(x - x_0)^2 + (y - y_0)^2] + \psi_1] + O(\epsilon^2), \quad (7)$$

where ψ_1 is non-singular at (x_0, y_0) , then we find that we can make the terms of $O(\epsilon)$ in Eq. (6) if ψ_1 satisfies:

$$\begin{aligned}\frac{\partial \psi_1}{\partial t} + \left(\frac{\partial \psi_0}{\partial y} \Delta \frac{\partial}{\partial x} - \frac{\partial \psi_0}{\partial x} \Delta \frac{\partial}{\partial y} \right) \psi_1 + \left(\frac{\partial \psi_1}{\partial y} \frac{\partial}{\partial x} - \frac{\partial \psi_1}{\partial x} \frac{\partial}{\partial y} \right) \Delta \psi_0 \\ = \left[\frac{y - y_0}{(x - x_0)^2 + (y - y_0)^2} \frac{\partial}{\partial x} - \frac{x - x_0}{(x - x_0)^2 + (y - y_0)^2} \frac{\partial}{\partial y} \right] \Delta \psi_0,\end{aligned}$$

so that the size of the perturbation can, in principle, be obtained by solving a linear equation.

The feedback from the vortex dynamics to the steering flow is even more dramatic when a vortex of strength Γ is introduced at the origin into a weak steering flow with streamfunction $\epsilon \psi_0(x, y)$. Then a simple perturbation argument shows that the streamfunction, $\epsilon \psi(x, y, t)$ evolves according to

$$\Delta \frac{\partial \psi}{\partial t} = \frac{\Gamma}{2\pi(x^2 + y^2)} \left(y \frac{\partial}{\partial x} - x \frac{\partial}{\partial y} \right) \Delta \psi$$

on a timescale which is short compared to that of the vortex motion. Hence the vorticity in the steering flow has to be rearranged before the vortex trajectory can be computed.

This discussion illustrates one of the main difficulties of building a more realistic model of the steering of hurricanes by large scale atmospheric motions since such a model must necessarily incorporate the rotation of the Earth and the background vorticity which it induces. The problems associated with the incorporation of the Earth's rotation can be partially addressed using a model originally devised by Zabusky and McWilliams [9] although we note that we are still required to assume that the production of background vorticity remains small. We discuss this model in the next section.

2. Zabusky-McWilliams model of point vortices on the β -plane.

2.1. The Charney equation. The atmosphere is, to leading order, in geostrophic balance. That is to say, the largest terms in the equations of motion which approximately balance each other, are the horizontal pressure gradient and the coriolis force induced by the Earth's rotation (see [7] for a full discussion). Any reduced model of atmospheric dynamics must take rotation into account if it is to have any chance of being applicable. The most basic pde model of the quasi-two-dimensional dynamics characteristic of large scale atmospheric motion are the so-called quasi-geostrophic equations (again discussed in great detail in [7]), which, in the simplest case of pure barotropic motion can be reduced to the Charney equation [3] for a single scalar streamfunction, $\Psi(\mathbf{x}, t)$, of a two-dimensional spatial coordinate, $\mathbf{x} = (x, y)$ and time, t . Written on the so-called β -plane, where x denotes the longitudinal direction and y denotes the latitudinal direction, the Charney equation is written

$$\frac{\partial}{\partial t} (\Delta \Psi - \gamma^2 \Psi) + \beta \frac{\partial \Psi}{\partial x} + J[\Psi, \Delta \Psi] = 0, \quad (8)$$

where γ is the inverse of the Rossby deformation length, ρ_R , and β is the rate of variation of the Coriolis parameter with latitude. The geostrophic velocity is obtained from the streamfunction by taking the curl of $\phi \hat{z}$:

$$\mathbf{v} = (v_x, v_y) = \left(-\frac{\partial \Psi}{\partial y}, \frac{\partial \Psi}{\partial x} \right). \quad (9)$$

The Charney equation only differs from the two-dimensional Euler equations by the addition of the two linear terms. The physics is somewhat different however. In particular, in addition to playing the role of the streamfunction for the geostrophic velocity, Ψ has a direct physical meaning. Because the atmosphere is assumed to be shallow, it is proportional to the hydrostatic pressure and, equivalently, to the deviation of the depth of the atmosphere from its equilibrium depth. Some simple manipulations allow it to be written as a Lagrangian conservation law:

$$\frac{D}{Dt} [\Delta \Psi - \gamma^2 \Psi - \beta y] = \frac{DQ}{Dt} = 0. \quad (10)$$

The quantity, Q , which is conserved along fluid trajectories is called the potential vorticity. The β and γ^2 terms add two important ingredients to the basic dynamics described by the Euler equations. The β in the potential vorticity, means that the intrinsic vorticity of a fluid parcel changes when it moves in the y (latitudinal) direction. This can be shown to produce a restoring force on fluid displacements in the latitudinal direction which introduces waves into the model. These waves, known as Rossby waves are an important feature of large scale atmospheric motions. The γ^2 term introduces a potential energy penalty for the generation of large values of Ψ or, equivalently, for large deviations of the atmospheric thickness from its

equilibrium depth. This term sets the observed characteristic scale for large scale motions in the atmosphere.

2.2. Zabusky-McWilliams model. The idea of Zabusky and McWilliams [9] was to try to find the analogue for the Charney equation of the point vortex representation of the Euler equations. The issue is not straightforward since the β term is intrinsically continuous and does not lend itself easily to a discrete representation. The basic idea of Zabusky and McWilliams was to start from the vortex circulation:

$$\Omega(\mathbf{x}, t) = \Delta\Psi - \gamma^2 \Psi, \quad (11)$$

and discretise it on a set of N time-dependent vortices, $\{\mathbf{x}_i(t) = (x_i(t), y_i(t)), i = 1, \dots, N\}$, as one would do for the Euler case:

$$\Delta\Psi(\mathbf{x}, t) - \gamma^2 \Psi(\mathbf{x}, t) = \sum_{i=1}^N \kappa_i(t) \delta(\mathbf{x} - \mathbf{x}_i(t)). \quad (12)$$

As discussed in section 1, the points \mathbf{x}_i move with the fluid motion:

$$\begin{aligned} \frac{dx_i}{dt} &= - \left. \frac{\partial\Psi(\mathbf{x}, t)}{\partial y} \right|_{\mathbf{x}=\mathbf{x}_i(t)} \\ \frac{dy_i}{dt} &= \left. \frac{\partial\Psi(\mathbf{x}, t)}{\partial x} \right|_{\mathbf{x}=\mathbf{x}_i(t)}. \end{aligned} \quad (13)$$

The important difference, however, is that the vorticity is not conserved along fluid trajectories on the β -plane. Rather the potential vorticity is conserved as in Eq. (10):

$$\kappa_i(t) + \beta y_i(t) = \text{const} = q_i^{(0)} \quad (14)$$

where $q_i^{(0)}$ is the potential vorticity of vortex i at $t = 0$, which reveals the dependence of the vortex strength on position. The streamfunction is obtained from the potential vorticity by inverting the modified Helmholtz operator in Eq. (11) and using Eq. (12) and Eq. (14):

$$\begin{aligned} \Psi(\mathbf{x}, t) &= -\frac{1}{2\pi} \int d\mathbf{y} \Omega(\mathbf{y}, t) K_0(\gamma \|\mathbf{x} - \mathbf{y}\|) \\ &= -\frac{1}{2\pi} \sum_{i=1}^N (q_i^{(0)} - \beta y_i(t)) K_0(\gamma \|\mathbf{x} - \mathbf{x}_i(t)\|), \end{aligned} \quad (15)$$

where $K_0(z)$ is the Bessel function of the second kind of order zero. Eq. (15) and Eq. (13) now yield closed equations for the time evolution of the vortex centres. The conservation of potential vorticity enormously changes the dynamics compared to the case of Euler point vortices [1, 8], leading to quite complicated trajectories even in the case of equal strength vortices.

2.3. Zabusky-McWilliams model with a background flow. We now discuss one way of adding a background flow, $\Psi_0(\mathbf{x})$, to the Zabusky-McWilliams model. We represent the contribution from a discrete set of point vortices by $\psi(\mathbf{x}, t)$, so that:

$$\Psi(\mathbf{x}, t) = \Psi_0(\mathbf{x}) + \psi(\mathbf{x}, t). \quad (16)$$

Likewise the potential vorticity can be decomposed into an ambient part, $Q_0(\mathbf{x})$, and a discrete part, $q(\mathbf{x}, t)$:

$$Q(\mathbf{x}, t) = Q_0(\mathbf{x}) + q(\mathbf{x}, t), \quad (17)$$

where

$$Q_0(\mathbf{x}) = \Delta \Psi_0(\mathbf{x}) - \gamma^2 \Psi_0(\mathbf{x}) + \beta y \quad (18)$$

$$q(\mathbf{x}, t) = \Delta \psi(\mathbf{x}, t) - \gamma^2 \psi(\mathbf{x}, t) = \sum_{i=1}^N \kappa_i(t) \delta(\mathbf{x} - \mathbf{x}_i(t)). \quad (19)$$

Noting that for atmospheric flows, the total potential vorticity, $Q(\mathbf{x}, t)$, should be conserved following each vortex:

$$Q(\mathbf{x}_i(t), t) = Q(\mathbf{x}_i(0), 0). \quad (20)$$

Integrating this equation over the interior of an infinitesimal contour enclosing \mathbf{x}_i we obtain

$$A Q_0(\mathbf{x}_i(t)) + \kappa_i(t) = A Q_0(\mathbf{x}_i(0)) + \kappa_i(0) \quad (21)$$

where A is the area enclosed by the infinitesimal contour. From this, we obtain an approximate evolution equation for the vortex intensities in the presence of the background flow:

$$\kappa_i(t) = \kappa_i(0) + A [Q_0(\mathbf{x}_i(0)) - Q_0(\mathbf{x}_i(t))]. \quad (22)$$

In Sec. 1 we have noted the complication caused by the coupling between the vortex dynamics and the evolution of the vorticity in the steering flow. Here we will circumvent this difficulty by assuming that the circulations associated with the vortices are small compared to the circulation in the initial steering flow as in Eq. (7). Hence, to lowest order, the motion of the vortex centres are again obtained from Eq. (13):

$$\begin{aligned} \frac{dx_i}{dt} &= - \left. \frac{\partial \Psi_0(\mathbf{x})}{\partial y} \right|_{\mathbf{x}=\mathbf{x}_i(t)} - \left. \frac{\partial \psi(\mathbf{x}, t)}{\partial y} \right|_{\mathbf{x}=\mathbf{x}_i(t)} \\ \frac{dy_i}{dt} &= \left. \frac{\partial \Psi_0(\mathbf{x})}{\partial x} \right|_{\mathbf{x}=\mathbf{x}_i(t)} + \left. \frac{\partial \psi(\mathbf{x}, t)}{\partial x} \right|_{\mathbf{x}=\mathbf{x}_i(t)}. \end{aligned} \quad (23)$$

It remains to express the discrete part of the streamfunction, $\psi(\mathbf{x}, t)$ in terms of the positions of the vortex centres. This is done, as before, from Eq. (19). We obtain

$$\psi(\mathbf{x}, t) = -\frac{1}{2\pi} \sum_{i=1}^N \kappa_i(t) K_0(\gamma \|\mathbf{x} - \mathbf{x}_i(t)\|). \quad (24)$$

with $\kappa_i(t)$ given by Eq. (22). The equations of motion resulting from Eqs. (23) and (24) written out explicitly are:

$$\frac{dx_i}{dt} = - \left. \frac{\partial \Psi_0(\mathbf{x})}{\partial y} \right|_{\mathbf{x}=\mathbf{x}_i(t)} - \sum_{j=1}^N \frac{\kappa_j(t) K_1(\gamma |\mathbf{x}_i(t) - \mathbf{x}_j(t)|) (y_i(t) - y_j(t))}{2\pi |\mathbf{x}_i(t) - \mathbf{x}_j(t)|} \quad (25)$$

$$\frac{dy_i}{dt} = \left. \frac{\partial \Psi_0(\mathbf{x})}{\partial x} \right|_{\mathbf{x}=\mathbf{x}_i(t)} + \sum_{j=1}^N \frac{\kappa_j(t) K_1(\gamma |\mathbf{x}_i(t) - \mathbf{x}_j(t)|) (x_i(t) - x_j(t))}{2\pi |\mathbf{x}_i(t) - \mathbf{x}_j(t)|}, \quad (26)$$

where the $\kappa_i(t)$ are expressed in terms of the $\mathbf{x}_i(t)$ through Eq. (22). These equations differ from the original Zabusky-McWilliam model in two respects. Firstly the equations of motion contain a velocity coming from the background flow so that a single point vortex will move following the streamlines of the background flow even though that flow is vortical. Secondly, the modulation of the vortex intensities is now depends on the background flow as specified by Eq. (22). This ensures that the

model remains consistent with the principle of conservation of potential vorticity. Clearly these equations reduce to the original model if the background flow is absent.

We have not yet discussed possible forms for the background flow, $\Psi_0(\mathbf{x})$. We require it to be a stationary solution of Eq. (8) or, equivalently, Eq. (10). There are a large number of stationary solutions of the Charney equation. When Ψ is independent of time, Eq. (10) gives

$$J[\Psi, \Delta\Psi - \gamma^2\Psi - \beta y] = 0. \quad (27)$$

From this, it is clear that

$$\Delta\Psi - \gamma^2\Psi - \beta y = F(\Psi) \quad (28)$$

yields a solution for any function $F(\Psi)$. In this paper, we are mostly interested in the interaction between point vortices in the presence of a background flow rather than in the details of the background flow itself. For this reason, we consider here two specific forms of the background flow:

1. Uniform zonal current

This corresponds to a background flow consisting of a uniform westerly flow. Streamlines are straight lines. The corresponding streamfunction is

$$\Psi_0(x, y) = -Uy. \quad (29)$$

2. Inertial boundary current

An inertial boundary current [7] occurs when a uniform westerly flow from $x = \infty$ encounters a straight north-south boundary at $x = 0$. It is the analogue for Eq. (8) of the well-known potential solution of the two dimensional Euler equation describing a uniform flow impinging upon a flat plate. It has a stagnation point at the origin. The streamlines are exponential curves and the streamfunction is

$$\Psi_0(x, y) = Uy \left[1 - \exp\left(-\sqrt{\frac{\beta}{U}}x\right) \right]. \quad (30)$$

3. Numerical results.

3.1. Nondimensional equations. Let us measure lengths in units of the Rossby deformation length, $1/\gamma$ and velocities in terms of the characteristic velocity, U of the background flow. The natural unit of time is then $(\gamma U)^{-1}$. Introducing dimensionless variables, \mathbf{x}' , t' and Ψ' defined by

$$\mathbf{x} = \frac{1}{\gamma} \mathbf{x}', \quad t = \frac{1}{\gamma U} t', \quad \text{and } \Psi = \frac{U}{\gamma} \Psi',$$

the nondimensional version of Eq. (8) is (we immediately drop the primes):

$$\frac{\partial}{\partial t} (\Delta\Psi - \Psi) + \bar{\beta} \frac{\partial\Psi}{\partial x} + J[\Psi, \Delta\Psi] = 0, \quad (31)$$

where

$$\bar{\beta} = \frac{\beta}{\gamma^2 U} \quad (32)$$

is the dimensionless β -parameter. Our model background flows are

| Physical quantity | Value | Notes |
|--|-------------------------------------|------------------|
| Rossby deformation length, γ^{-1} | $10^6 m$ | 1000 km |
| Beta parameter, β | $1.6 \times 10^{-11} m^{-1} s^{-1}$ | |
| Hurricane force wind velocity | $33 m s^{-1}$ | 118 km/hr |
| Typical radial extent of hurricane force winds | $1.6 \times 10^5 m$ | 160 km |
| Typical hurricane eye radius | $2.4 \times 10^4 m$ | 24 km |
| Typical hurricane core area, A | $1.81 \times 10^9 m^2$ | |
| Typical circulation of a hurricane | $3.34 \times 10^7 m^2 s^{-1}$ | |
| Horizontal scale of steering flow | $5 \times 10^6 m$ | 5000 km |
| Typical velocity of steering flow | $8 m s^{-1}$ | 17 mph |
| Traversal time | $6.26 \times 10^5 s$ | ≈ 7 days |

TABLE 1. Physical values of parameters relevant to hurricane dynamics taken from [6]. Hurricane circulation has been estimated as $\Gamma = 2\pi Rv$ based on hurricane force winds of velocity $v = 33 m s^{-1}$ extending to a distance $R = 1.6 \times 10^5 m$. The vortex core area, A , is estimated based on the eye radius.

$$\Psi_0(x, y) = -y \quad (\text{Uniform zonal current}) \quad (33)$$

$$\Psi_0(x, y) = y \left[1 - \exp\left(-\sqrt{\bar{\beta}} x\right) \right]. \quad (\text{Boundary current}) \quad (34)$$

The dimensionless versions of Eqs. (25) and (26) are

$$\frac{dx_i}{dt} = - \left. \frac{\partial \Psi_0(\mathbf{x})}{\partial y} \right|_{\mathbf{x}=\mathbf{x}_i(t)} - \sum_{j=1}^N \frac{\bar{\kappa}_j(t) K_1(|\mathbf{x}_i(t) - \mathbf{x}_j(t)|) (y_i(t) - y_j(t))}{2\pi |\mathbf{x}_i(t) - \mathbf{x}_j(t)|} \quad (35)$$

$$\frac{dy_i}{dt} = \left. \frac{\partial \Psi_0(\mathbf{x})}{\partial x} \right|_{\mathbf{x}=\mathbf{x}_i(t)} + \sum_{j=1}^N \frac{\bar{\kappa}_j(t) K_1(|\mathbf{x}_i(t) - \mathbf{x}_j(t)|) (x_i(t) - x_j(t))}{2\pi |\mathbf{x}_i(t) - \mathbf{x}_j(t)|}. \quad (36)$$

Here the dimensionless circulations of the point vortices are

$$\bar{\kappa}_i(t) = \bar{\kappa}_i(0) + \bar{A} [Q_0(\mathbf{x}_i(0)) - Q_0(\mathbf{x}_i(t))], \quad (37)$$

with \bar{A} a dimensionless area (which can be absorbed into the background flow) and $\bar{\kappa}_i(0)$ is the dimensionless initial strength of vortex i :

$$\bar{\kappa}_i(0) = \frac{\kappa_i(0) \gamma}{U}. \quad (38)$$

Q_0 is obtained from Eq. (33) or Eq. (34):

$$Q_0(\mathbf{x}) = \Delta \Psi_0 - \Psi_0 + \bar{\beta} y. \quad (39)$$

The upshot of all of this is that the only control parameters in the problem are the initial intensities, $\bar{\kappa}_i(0)$, of the point vortices relative to the strength of the background flow. In what follows we shall take all vortices to have equal initial strength.

Some geophysically plausible values for the various parameters in the original equations are presented in table 1. The corresponding dimensionless values used in the numerics are summarised in table 2.

| Dimensionless parameter | Value |
|--|----------------------|
| Dimensionless beta parameter, β | 2.0 |
| Initial vortex circulation $\bar{\kappa}_i(0)$ | 4.2 |
| Dimensionless vortex core area, \bar{A} | 2.0×10^{-3} |
| Dimensionless traversal time | 5.0 |

TABLE 2. Values of dimensionless parameters used in the numerical simulations obtained from the physical values presented in table 1. Note that the vortex circulation, although large compared to U/γ is less than that of a typical Atlantic anticyclone circulation ($\sim 10^8 m^2 s^{-1}$), in accordance with the comments made before Eq. (23).

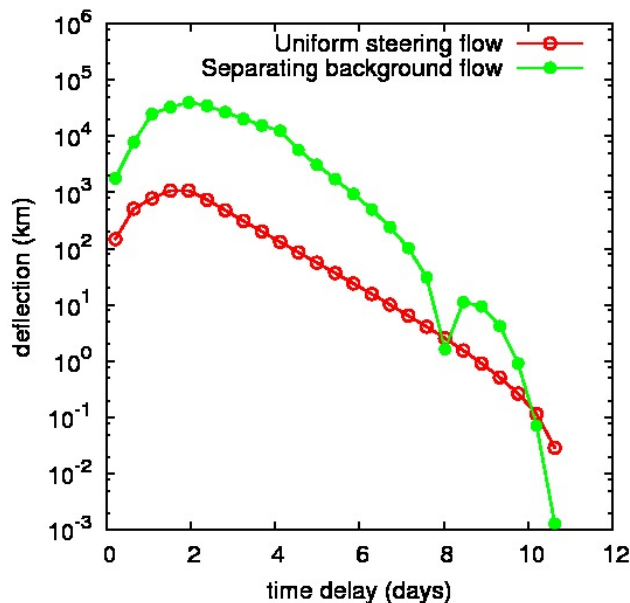


FIGURE 2. Deflection after 11 days of a vortex moving in a background current caused by a second vortex originating at the same location a specified time later. Open circles correspond to a uniform background current, solid circles to a separating background flow.

3.2. Deflection of one vortex by another with background current. Fig. 2 shows the results of a numerical experiment designed to quantify the effects of vortices on each other. The parameters used are as in Table 1 and the axes have been re-expressed in physical units for ease of interpretation. We used two different background flows, a uniform current flowing to the left (west) (open circles) and separating background flow corresponding to an inertial boundary current (solid circles). A single point vortex simply follows the streamlines of the background flow as it would have done in the classical theory of potential flows. In order to quantify the influence of other vortices on this trajectory we started a vortex off at

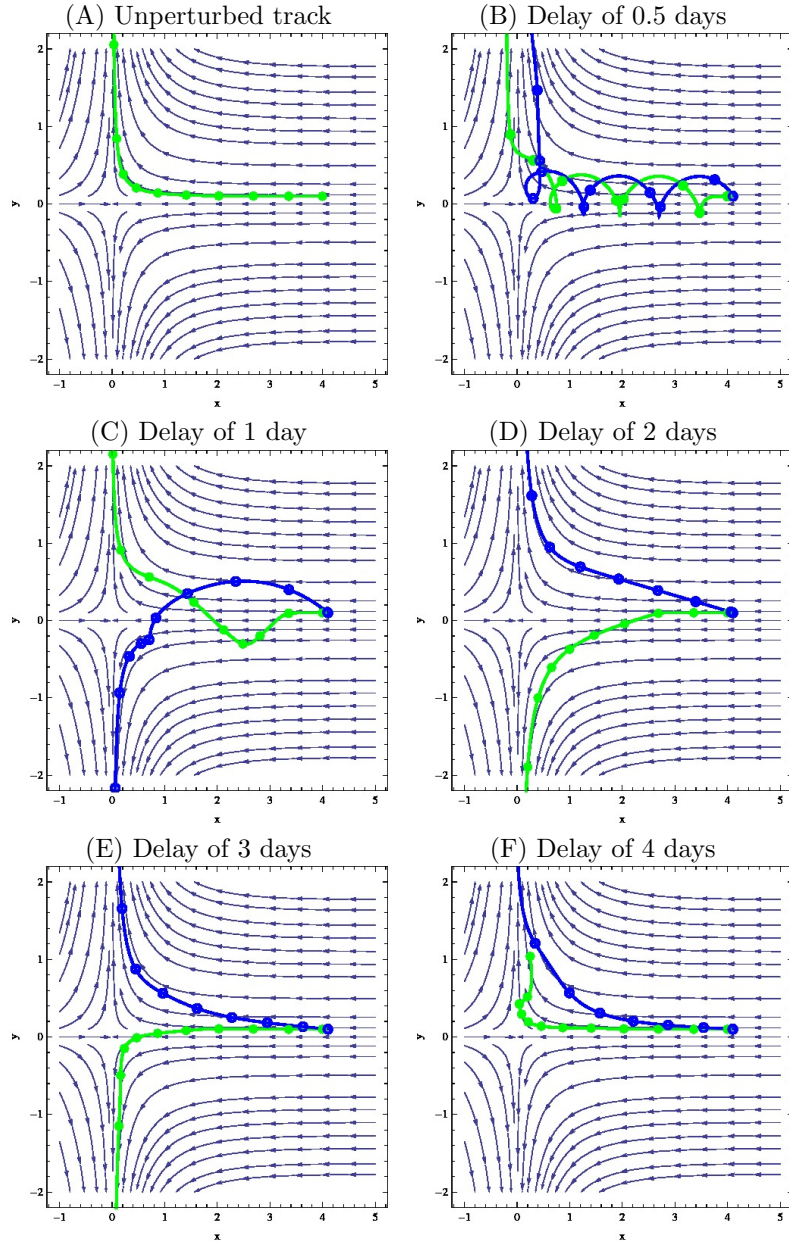


FIGURE 3. Tracks of vortices in a separating background flow for different delay times. Panel (A) shows the unperturbed track in the absence of a second vortex. Very large deflections, of the order of the system size, are observed for delays of up to 4 days.

a chosen point in space and then inserted a second vortex at the same point after a given time delay of τ . We then compared the position of the first vortex at a later time, $T = 11$ days, with the position it would have been at had the second vortex

not been inserted. The follow-my-leader effect can then be quantified by plotting this deflection of the first vortex from its unperturbed path as a function of the time delay between the vortices. Clearly, for large delays, the deflection should be smaller as the time delay increases.

For the case of a uniform background flow, it decreases exponentially as the delay increases. We see that for a delay of 7 days, typical for Atlantic hurricanes, the deflection is about 10 km. Since this is less than the core radius of our vortices, below which our model cannot be considered meaningful, this means that there is effectively no interaction between the vortices for such separations. Of course, much stronger deflections of the order of hundreds of km can be observed for vortices separated by 2 days or less which is reflecting the well-known fact that vortices interact very strongly when they get close to each other.

For the separating background flow, the typical deflection is orders of magnitude larger even though all model parameters remain the same. The reason is clear from Fig. 3 which illustrate the tracks followed by the two vortices for different values of the delay. One sees that the second vortex can easily deflect the first one onto a track which subsequently diverges from the initial track due to the presence of the stagnation point in the flow.

4. Conclusion. We have used a quasi-geostrophic model together with a physically plausible law of vortex dynamics to model hurricane tracks in the presence of an ocean-scale steering flow. Our model has enabled us to quantify the sensitivity of the “follow-my-leader” phenomenon to the presence of stagnation points in the steering flow. It would be of interest in the future to compare the predictions of our simulation with the probabilistic models that are used in risk estimation.

REFERENCES

- [1] I. J. Benczik, T. Tél, and Z. Köllö. Modulated point-vortex couples on a beta-plane: dynamics and chaotic advection. *J. Fluid Mech.*, 582:1–22, 2007.
- [2] W. Bin, R. L. Elsberry, W. Yuqing, and W. Liguang. Dynamics in tropical cyclone motion: a review. *Chinese J. Atm. Sci.*, 22(4):416–434, 1998.
- [3] J. G. Charney. On a physical basis for numerical prediction of large-scale motions in the atmosphere. *J. Meteor.*, 6:371–85, 1949.
- [4] M. Lander and G. J. Holland. On the interaction of tropical-cyclone-scale vortices. I: Observations. *Quart. J. Roy. Met. Soc.*, 119:1347–1361, 1993.
- [5] L. MacManus et al. Modelling Hurricane Track Memory. Report of 73rd European Study Group with Industry, <http://www.maths-in-industry.org/miis/view/studygroups/esgi73/>, 2010.
- [6] NOAA. Hurricane Basics. <http://hurricanes.noaa.gov/pdf/hurricanebook.pdf>, 1999.
- [7] J. Pedlosky. *Geophysical fluid dynamics, 2nd Ed.* Springer, New York, 1987.
- [8] O. U. Velasco Fuentes and F. A. Velázquez Muñoz. Interaction of two equal vortices on a β -plane. *Phys. Fluids*, 15(4):1021–1032, 2003.
- [9] N. J. Zabusky and J. C. McWilliams. A modulated point-vortex model for geostrophic β -plane dynamics. *Phys. Fluids*, 25(12):2175–2182, 1982.

Received xxxx 20xx; revised xxxx 20xx.

E-mail address: connaughtonc@gmail.com

E-mail address: ock@maths.ox.ac.uk