

Buffer Map Message Compression Based on Relevant Window in P2P Streaming Media System

C.X., Li, C.J. Chen, D.M Qiu

Abstract—The overhead traffic for buffer map message exchange cannot be neglectable in the engineering practices of some most popular P2P streaming media systems like PPLive and UUSee. In this paper, we for the first time find this issue and bring in some solutions. Creatively, the vital concept of relevant window is introduced and two crucial but easily overlooked principles involving the nature features of BM exchange are discovered so as to lay a solid foundation for later in-depth discussion. We first present two original efficient BM compression schemes, the feasibilities of which are strictly proved from the point of view of mathematics. Moreover, the average length of the compressed BM is deduced theoretically. The numerical results computed with UUSee's system parameters confirm that the size of bitmap can be reduced by 86% and 90% from 456 bits down to only 66 bits and 46 bits respectively according to two methods we presented, comparing to the traditional algorithm used by UUSee which can decrease the size by 70% to 140 bytes.

Index Terms—buffer map message, bitmap, P2P, compression

I. INTRODUCTION

In recent years, the increasingly development of P2P streaming media system has been attracting more and more attention of researchers. In the majority of the public research reports, people have tried to made use of the discovered *buffer map message* (BM) to carry out systematic studies in different aspects, such as the startup performance, peer offset and offset lag, buffer filling, and data fetching strategies etc. however, no one has paid attention to BM itself.

Generally speaking, BM is designed to depict the buffer filling states of a peer, and it is exchanged between paired peers frequently for informing each other which data the other can and can't share. The BM-exchange between peers produces some non-neglectable traffic overhead and that is becoming an important cause for concern. According to our measurement on some top popular live systems including PPLive and UUSee, the BM overhead for one peer is at least about *30kbps* and *8kbps* respectively. This overhead may not reduce with the decreasing of the video playback rate, such as in a narrowband wireless environment. Moreover, it makes things worse in the

case of encountering unstable network conditions, because a peer needs to connect with much more peers for escaping the bad situation. Besides that, potential overhead increase can also result from the findings [1] that decreasing the time period of BM exchange can help streaming content diffusion. On the other hand, our roughly calculation shows there is much redundant information need to be removed from BM because each piece of data will be repeatedly reported as many as 26 times in a UUSee peer. No matter in which circumstances, it is necessary to decrease the BM overhead.

Obviously, BM compression is the most operational way to reduce this overhead. How to design a powerful algorithm to get rid of redundancy information as far as possible? How to evaluate the compression efficiency and what the theoretical limits are? All such important issues are very interesting not only to researchers but also to the system designers. However, to the best of our knowledge, such issues have never been reported whether in practical level or theoretical level, and we are the first to discuss these issues seriously and thoroughly.

Traditional lossless data compression methods, such as algorithms of Huffman, Lempel-Ziv (LZ) and run-length (RL), can be directly introduced to reduce BM size. In fact, in midterm of 2008 we indeed first found both LZ and RL algorithms are applied in UUSee through our profound study, and later we were ever told that PPLive adopted certain 2-level Huffman algorithms. However, both of their methods are single BM based, i.e., they think each BM is independent. In fact, the successive transmitted BMs between paired peers are not independent but strongly correlated so as to more than half of the information is redundant. E.g., a peer needs not to report a chunk buffer state in its BM if the other paired peer has downloaded that chunk. Due to not recognizing the nature of BM exchange, the single based compression method is straightforward but not profound.

If you can explain and related your algorithm to the well-known algorithms, it will make your work much easier to understand.

In this paper a much more efficient and original BM compression approach is presented. The most difference from the traditional well-known algorithms is that, we compress the

BM by removing the redundant information based on the correlations between sequential exchanging BMs, while the traditional algorithms just pack each BM along based on the internal feature of the bitmap without excluding the related redundant information between BMs. By considering the successive exchanged BMs, we find majority information need not to be included in sequential BMs. This finding drives us to devise some more capable methods and to look for the ultimate lossless compression approach. Our contributions include: *i*). the vital concept of relevant window is introduced and two crucial but easily overlooked principles involving the nature features of BM exchange are discovered so as to lay a solid foundation for our BM compression methods. *ii*). we present two original and efficient BM compression schemes, the feasibilities of which are strictly proved from mathematics viewpoint. *iii*). The average length of the compressed BM is deduced theoretically. The numerical results computed with UUSEE's system parameters confirm that the size of bitmap can be reduced by 86% and 90% from 456 bits down to only 66 bits and 46 bits respectively according to two methods we presented, comparing to the traditional algorithm used by UUSEE which can decrease the size by 70% to 140 bytes. In addition, it should be emphasized that, the approach we proposed does not conflict with traditional data compression methods in natural. E.g., the traditional data compression methods can be further adopted after the process of our methods and vice versa.

In the remaining of this paper, an overview about P2P streaming media system is given in section 2; the core idea and important principles are provided in section 3; In section 4 we discuss the detailed BM compression schemes; their efficiencies are estimated and compared in the section 5, and section 6 is the summary.

II. AN OVERVIEW OF P2P STREAMING MEDIA SYSTEM

Referring to Fig.1, a typical P2P streaming media system uses few servers to serve large number of audiences (named as *peer*) with both live and VoD programs by sharing the capacities of all the individuals as a whole. In such a system, the seeder will divide the media streaming into continuous data blocks called *chunk*, and inject them into the network according to peers' requirement. Each chunk has a unique ID which is sequentially assigned in ascending order, i.e. the earlier played chunk has smaller ID. In the other side, each peer will use a buffer organized with chunk units as Fig.2 shown, to cache the chunks received from other peers in most cases or the seeder in few cases for smooth playback and more significantly, sharing with other peers. Live peer only caches a small fraction of the whole video, while VoD

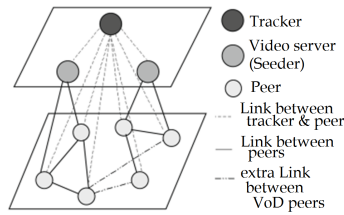


Fig. 1.. The system structure

peer may cache almost the whole video. Under the influence of factors, peer's buffer is usually partially filled. The downloaded chunks (the shadow square in Fig.2) can be shared, while the empty areas need to be filled by downloading from others. This is the key sharing principle playing the key role in the similar P2P content distribution system.

For enabling the key sharing principle between P2P users, a *buffer-map message (BM)* is introduced to exchange the buffer information between paired peers. Referring to Fig.2, a peer's BM contains two parts, an *offset ϕ* and a *bitmap b* . The *offset ϕ* corresponds to the oldest chunk, i.e., the smallest chunk ID in a buffer, and the bitmap is a $\{0,1\}$ sequence $b=(b_0, \dots, b_{|b|-1})$, which represents the buffer filling state and which length $|b|$ indicates the buffer size. In bitmap b , a bit value 1(0) at the i^{th} component b_i means that the peer has(has not) the chunk with $ID_{\phi+i-1}$ in his buffer. For simplicity, we call such a buffer map message (ϕ, b) as a *regular BM*.

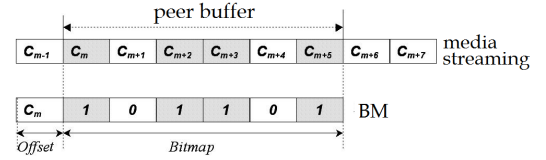


Fig. 2. Buffer and buffer map

According to our measurement on some top popular live systems including PPLive and UUSEE, a peer sends out a BM of 250-byte or 80-byte long every 4 or 5 seconds respectively, and each peer keeps at least 30 connections with other peers concurrently. Therefore, the BM overhead for one peer is at least about 30kbps and 8kbps respectively. On the other hand, since a peer constantly removes the ever played chunk from its buffer by right shifting the buffer head pointer, and fetches new chunks to fill the buffer, the chunk IDs at both ends of the buffer will be forward with time. This whole progress is reflected in the periodically reporting BMs. However, since BM exchange time period is much shorter than the buffer size (measured in playback duration), each unique chunk will be repeatedly reported in many sequential BMs. E.g., in general a UUSEE peer has a buffer 140s long, and sends BM every 5s, thus each chunk will be roughly reported up to 28 times on average. Obviously, so much redundant information in a regular BM needs to be ruled out


III. THE BASICS IDEALS AND CONCEPT

As we know, the redundant BM information results from the large number of repeat reports of the ever announced positions with value 1s in bitmap. Such a seemingly trivial observation leads to a nontrivial compression insight: it is not necessary to describe all the buffer positions in a bitmap.

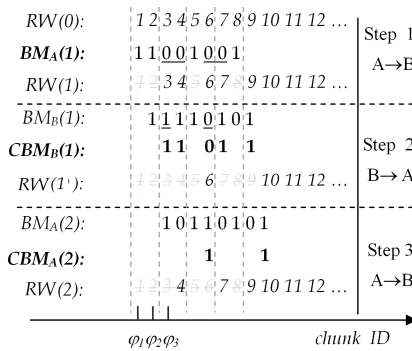
To facilitate figurative understanding the basic ideas, we use two simple analogies to illustrate our points.

Once a buffer position is reported as filled, it will be filled forever and never need to be included again in later BMs. In

other words, only those positions with 0-value in current *bitmap* may change to values 1 in subsequent bitmaps. Supposing a BM exchange progress according to this idea from peer A to peer B as shown in Fig.3(a), where $BM_A(i)$ means the i^{th} BM of peer A to be sent to peer B, and RW will be explained later. In the first step, after sending the $BM_A(1)$, peer B gets to know which chunks can be downloaded from peer A. Thus, for $BM_A(2)$, peer A only needs to report those positions which have value 0 in $BM_A(1)$ but excludes those with value 1s in $BM_A(1)$, as well as the new positions at {9,10}. As a result, the compressed BM is obtained as $CBM_A(2)$ which will be sent to peer B. Furthermore, once a chunk is fetched, a peer will never care if other peers have the same chunk or not. The exchange progress based on the both ideas is shown in Fig.3(b). In the first step, after sending the $BM_A(1)$, peer B gets to know which chunks can be downloaded from peer A, as well as which chunks are needed by peer A; When $BM_B(1)$ produced, peer B only extract those positions peer A needs, i.e. the positions which have value 0 or are not announced in $BM_A(1)$ but excludes those with value 1s in $BM_A(1)$. As a result, peer B sends the compressed BM $CBM_B(1)$ to peer A; In the step 3, peer A already knows which of its downloaded the chunks have been told to peer B and which chunks peer B doesn't care. By removing those information already known from $BM_A(2)$, a compressed BM $CBM_A(2)$ is at last obtained, and only two bits in that bitmap.



(a) BM compression in single direction



(b) BM compression in bi-direction

Fig. 3. The demonstrations of BM compression

Base on the observation, we conclude two important exclusion principles on how to compact the regular BM.

Principle 1: A peer never needs to report a buffer position further in his bitmap once sending a value 1 in this position.

Principle 2: A peer never needs to report a buffer position to a

receiver peer further once receiving a value 1 in this position from that receiver peer.

It can be seen from above demonstration, unlike a bitmap in regular BM, the compact bitmap itself does not contain any locations information, just a bit sequence. Only by mapped to the right position sequence, can the compressed BM be recovered. In Fig.3, RW which is short for *relevant window* we defined, are used for that purpose. To make it clear, the concept of *relevant window* is to describe the positions which need to be reported in BM exchange process.

Definition: a *relevant window* (RW) is a set of unique nonnegative integers arranged in ascending order, and consists of all unique chunk IDs which have never been reported with bit-value-1 in the compressed BMs (bitmaps).

Since a *relevant window* may have infinite elements in theory, we express a relevant window L as $L = \{l_0 < l_1 < \dots < l_N\}$ and assume $\forall l > l_N \Rightarrow l \in L$ in above expression. By the way, the maximum excluded position (MEP) for a given *relevant window* L is defined as $mep(L) = \max\{p \notin L : p < l_N\}$. The *relevant window* can be interpreted as all the chunks which have not been downloaded, while the MEP means the largest *chunk id* which has ever been fetched.

In Fig.3, each side of peer A and B has a RW. Initially, they contain all positions (or say chunk IDs). Upon each BM sending or receiving, a process will be triggered to update the RW by removing the unwanted positions each of which filling states is ever known as value 1. If without data transmission error, the RWs in both sides are seemingly identical to each other.

In summary, we try to find an efficient approach to compact BM based on *relevant window*. Similar to the bitmap in a regular BM, the bitmap in the compressed BM based on a given *RWL* has the same format of a $\{0,1\}$ sequence $\mathbf{v}=(v_0, \dots, v_{|v|-1})$, while the difference lies on that the value of v_i is explained as the filling state on the buffer position l_i in *RWL*. According to out later derivation, more than 85% of those repeat reports can be ruled out.

IV. THE BM COMPRESSION APPROACH BASED ON RELEVANT WINDOW

Given a *relevant window* L , the sender peer can uniquely extract the compact states as bitmap $\mathbf{v}=(v_0, \dots, v_{|v|-1})$ from a peer's buffer filling patterns corresponding to the buffer positions in *relevant window* L ; for the receiver peer, if and only if having the same *relevant window* L as the sender's, it can losslessly release the compact bitmap into the original as the one in the regular BM. Thus, the key points in the design of the BM compression approach based on *relevant window* are i) how to look for and design the proper *relevant window* L , and 2) how to keep the consistency of *relevant windows* between sender and receiver.

In light of the exclusion principles, we have at least two design choices. If just the principle 1 is applied in constructing the *relevant window*, we can design a BM compression scheme based on single peer's *relevant window* (BMCS_SRW). While if both principles are considered, a BM compression scheme based on paired peers' common *relevant window* (BMCS_CRW) can be devised. The latter is relative more complex than the former while it has much better compression efficiency.

A. BM compression scheme based on single peer's *relevant window*

Considering a peer, say peer *A*, is sending the compact buffer filling states $\mathbf{v}(t)$ based on his *relevant window* $L_A(t)$ to his neighbor peers at time t under *principle 1*, for correctly compressing and decompressing the bitmap $\mathbf{v}(t)$ in the sender *A* and any receiver *B* respectively, certain exchange mechanism should be designed to ensure the consistency of both peers' *relevant windows* at any time. Intuitively, it requires each neighbor of peer *A* should keep communication with peer *A* from the very beginning in theory, while in practice such requirement can be met by either periodically announcing the compressed BM or being triggered to report the current *relevant window* from peer *A*. after that, the *relevant windows* will be correctly and sequentially updated according to each BM exchanges. Strictly speaking, following lemma gives the definite answer.

Lemma 1: In the BM exchanging progress of sending from peer *A* to peer *B* according to BMCS_SRW, the consistency between peer *A*'s *relevant window* $L_A(t)$ and the *relevant window* of peer *A* in peer *B* $L_{B/A}(t)$, as well as the correctness of the decompressed BM, can be fully assured by the compressed BM (φ, \mathbf{v}) exchange procedure itself.

Proof: Let's consider a implementation of BMCS_SRW including a sending protocol and a receiving protocol.

In sending protocol, assuming at time t , peer *A* has a *relevant window* $L_A(t) = \{l_0 < l_1 < \dots < l_{N_f}\}$, for a given *regular* BM $(\varphi, \mathbf{b} = (b_0, \dots, b_{|b|-1}))$, the bitmap \mathbf{b} can be divided into two subsets, the excluded bits subset which have ever been reported with value 1s and no longer need to be sent out, and the required bits subset including all the rest bits, in other words, we can get the required bits subset \mathbf{v} by extracting the bitmap $\mathbf{v} = \{b_{l-\varphi} : l \in L_A(t), 0 \leq l - \varphi < |b|\}$ from *regular* bitmap \mathbf{b} according to the positions listed in *relevant window* $L_A(t)$. Thus, the bitmap \mathbf{b} can be expressed as

$$b_k = \begin{cases} v_i, & k = l_i - \varphi \\ 1, & L_A(t) - \varphi \neq k \text{ and } k \leq |b| \end{cases} \quad (1)$$

where the bit sequence of v_i is just the compact bitmap in the compressed BM (φ, \mathbf{v}) . Finishing the BM compressing and sending, peer *A* will get a updated *relevant window* $L_A(t^+)$ by eliminating the positions from its *relevant window* $L_A(t)$ on

condition that either $l < \varphi$ or $b_{l-\varphi} = 1$.

In receiving protocol, for correctively decode the received compressed bitmap, peer *B* needs to hold a *relevant window* about peer *A* noted as $L_{B/A}$ to record peer *A*'s buffer filling states. When receiving a compressed BM (φ, \mathbf{v}) , peer *B* will firstly rule out all positions which are less than φ from its *relevant window* $L_{B/A}(t)$ (because those chunks no longer exist in peer *A*) to get a new *relevant window* $L'_{B/A}(t) = \{l'_0 < l'_1 < \dots < l'_{N_f}\}$, which is used to recover the uncompressed bitmap \mathbf{b}' from the compact bitmap \mathbf{v} . Then, the bit sequence of $\mathbf{v} = (v_0, \dots, v_{|\mathbf{v}|-1})$ can be mapped into the positions $\{l_i : \varphi \leq l'_0 < l'_1 < \dots < l'_{|\mathbf{v}|-2} < l'_{|\mathbf{v}|-1}\}$ in $L'_{B/A}(t)$ where $|\mathbf{v}|$ is the length of sequence \mathbf{v} . For recover the uncompressed bitmap \mathbf{b}' , first we estimated the length of bitmap vector \mathbf{b}' as

$$|\mathbf{b}'| = \max(\text{mep}(L'_{B/A}(t)), l'_{|\mathbf{v}|-1}) - \varphi, \quad (2)$$

where $\text{mep}(L) = \max\{p \notin L : p < l_N\}$ is the maximum excluded position for a given *relevant window* L . Then the uncompressed bitmap \mathbf{b}' can be recovered by peer *B* as

$$b'_k = \begin{cases} v_i, & k = l'_i - \varphi \\ 1, & L_{B/A}(t) - \varphi \neq k \text{ and } k \leq |\mathbf{b}'| \end{cases} \quad (3)$$

After the BM decompressing, peer *B* will delete those positions where the filling states satisfy the condition $v_i = 1$ from its *relevant window* $L_{B/A}(t)$ to get new updated *relevant window* $L_{B/A}(t^+)$.

According to above encoding and decoding progress, if given the condition that the *relevant window* $L_{B/A}(t)$ in peer *B* equals the *relevant window* $L_A(t)$ in peer *A*, i.e., $L_{B/A}(t) = L_A(t)$, we have i) the recovered \mathbf{b}' is the same as the original bitmap sequence \mathbf{b} , i.e., $\mathbf{b} = \mathbf{b}'$ and ii) the *relevant window* $L_{B/A}(t^+)$ in peer *B* equals the *relevant window* $L_A(t^+)$ of peer *A*. Thus, lemma 1 is proved.

Corollary 1: If a peer plays the video streaming steadily and continually, it is not necessary to include the offset φ in the compressed BM to synchronize the *relevant windows* in both sides.

Proof: The entire unfilled chunk positions in peer *A* are depicted by it's the *relevant window*, where each element will be continually ruled out if the corresponding chunk is timely downloaded before its playing time. The playback location is generally represented by *offset* φ . If peer *A* is capable of playing smoothly, it means any position l_i in its *relevant window* satisfies the condition $\varphi \leq l_i$. Under this condition, using the similar process of proof to lemma 1, it is easy to derive the corollary 1.

This corollary guides to a more efficient optimized engineering design of BMCS_SRW by removing the offset in some of the compressed BM. Occasionally, some few chunks may be not timely downloaded and missed out for playing in a real network. In this case, the peer *A* needs to send an field like

offset to peer B in order to let peer B adjust its *relevant window* $L_{B/A}$ to keeping the consistency. The other purpose of sending the offset in the compressed BM is to declare which range of chunks is really buffered in the sender peer. However, today's memory price is so cheap that a peer can use a large enough buffer, which is seemingly unlimited to certain extent, to manage the downloaded chunks. Thus offset φ maybe not required to locate the buffer range.

In the optimized scheme, considering all the possible situations in real network, we adapt two types of compressed BM to improve the compression ratio. For a given regular BM $(\varphi, \mathbf{b} = (b_0, \dots, b_{|b|-1}))$ to be sent at time t , peer A will send out BM (\mathbf{v}) of type 0 if $\varphi \leq l_0$ and BM (k, \mathbf{v}) of type 1 if $l_0 < l_1 < \dots < l_{k-1} < \varphi \leq l_k$, where $\{l_0, l_1, \dots, l_{k-1}, l_k\} \subseteq L_A(t)$. In both types of BM, the sequence \mathbf{v} can be expressed as $\mathbf{v} = \{b_{l-\varphi} : l \in L_A(t), 0 \leq l-\varphi < |b|\}$. After sending out the BM, peer A deletes those positions l each of which is either $l < \varphi$ or $b_{l-\varphi} = 1$ from its relevant window $L_A(t)$ to get new relevant window $L_A(t^+)$.

From the operable point of view, a consistent relevant window $L_{B/A}(t)$ in peer B with $L_A(t)$ in peer A is enough to tell the receiver which chunks can be fetched or not from the sender. Thus primary task of peer B is to update the *relevant window* from received compressed BM. We omit the decompressing progress of sequence \mathbf{v} due to its simpleness. When receiving a type 0 BM (\mathbf{v}) at time t , peer B will delete all those position l_i such that $v_i = 1$ from its relevant window $L_{B/A}(t)$ to get new relevant window $L_{B/A}(t^+)$. When receiving a type 1 BM (k, \mathbf{v}) at time t , peer B will remove k smallest positions $\{l_0, l_1, \dots, l_{k-1}\}$ from $L_{B/A}(t)$ to obtain new relevant window $L_{B/A}(t)$, and then delete all the position l such that $v_i = 1$ in the new relevant window $L_{B/A}(t)$ to get final relevant window $L_{B/A}(t^+)$.

B. BM compression scheme based on paired peer's common relevant window

In BMCS_SRW discussed above, a peer has to keep a sequence of relevant windows which are independent from one another. Among them, besides the personal one used in sending protocol for characterizing its own buffer, all the rests are used in receiving protocol for tracing his neighbor peers' buffers each of which is depicted by a unique relevant window. In the encoding process according to BMCS_SRW each peer will compress the BM according to his own relevant window regardless those of its neighbor peers, and thus the exchanged BM is very likely to include the unwanted positions which are already filled in the receiver peer. Therefore, there is much room to further improve the compression ratio.

Based on *principle 2*, all the unwanted positions are useless for the receiver peer and should be excluded by better designed *relevant window*. Moreover in that *relevant window*, *principles 1* and *2* can be enforced jointly by the paired peers. In this enforcement, the paired peers say peer A and peer B will try to collectively maintain a *common relevant window* to record the positions that both peer A and B have never reported with filling state value 1 s. With the same common relevant window

in both paired peers, the same sending and receiving protocols (BMCS_CRW) can be designed as follows.

Assume the paired peers A and B hold the common relevant window L_{AB} and L_{BA} respectively which are used in both their sending and receiving progress. Assuming the BM is exchanged every T seconds in each direction, i.e., peer A has a regular BM $(\varphi, \mathbf{b} = (b_0, \dots, b_{|b|-1}))$ to be sent at the time $t = iT$ and peer B has a regular BM $(\omega, \mathbf{d} = (d_0, \dots, d_{|d|-1}))$ to be sent at the time $t = \tau + iT$, for $i = 0, 1, \dots$ and $0 < \tau \leq T$.

When peer A reports to peer B at time $t = iT$, peer A applies the sending protocol to get and send out the compressed BM (φ, \mathbf{v}) , where the sequence $\mathbf{v} = \{b_{l-\varphi} : l \in L_{AB}(t), 0 \leq l-\varphi < |b|\}$. The relevant window is then updated to $L_{AB}(t^+)$ by deleting those positions l from $L_{AB}(t)$ under conditions either $l < \varphi$ or $b_{l-\varphi} = 1$. Once receiving a compressed BM (φ, \mathbf{v}) from peer A , peer B will call function of receiving protocol. Peer B 's relevant window will be updated to a new one $L'_{BA}(t)$ by removing all the positions less than φ from relevant window $L_{BA}(t)$ first. Then the bit sequence in \mathbf{v} can be mapped into the $|\mathbf{v}|$ smallest positions $\{l_0, l_1, \dots, l_{|\mathbf{v}|-1}\}$ in the relevant window $L'_{BA}(t)$. The length of recovered bitmap vector \mathbf{b}' of peer A can be estimated as

$$|\mathbf{b}'| = \max(\text{mep}(L'_{BA}(t)), l_{|\mathbf{v}|-1}) - \varphi, \quad (4)$$

Peer B then recovers \mathbf{b}' as

$$b'_k = \begin{cases} v_i, & k = l_i - \varphi \\ 1, & L_{BA}(t) - \varphi \neq k \text{ and } k \leq |\mathbf{b}'| \end{cases} \quad (5)$$

After decoding the BM, peer B 's relevant window will be updated to $L_{BA}(t^+)$ by removing those positions l_i with $v_i = 1$ from $L_{BA}(t)$.

In the reverse direction, when peer B reports to peer A at time $t = \tau + iT$, peer B will apply the same procedure of sending protocol as peer A to produce and send out the compressed BM (ω, \mathbf{u}) , where the sequence $\mathbf{u} = \{d_{l-\omega} : l \in L_{BA}(t), 0 \leq l-\omega < |d|\}$. Since all those positions ever reported with value 1 by peer A have already been removed in *relevant window* $L_{BA}(t)$, the compressed BM (ω, \mathbf{u}) will satisfy both principles 1 and 2. Next, peer B will update its relevant window to $L_{BA}(t^+)$ by deleting those positions l from $L_{BA}(t)$ under conditions either $l < \omega$ or $d_{l-\omega} = 1$.

On receiving the compressed BM (ω, \mathbf{u}) from peer B , peer A will apply the same receiving protocol as peer B . Peer A will update its relevant window to a new one $L'_{AB}(t)$ by removing all the positions less than ω from $L_{AB}(t)$ first. Then, the bit sequence in \mathbf{u} can be mapped into the $|\mathbf{u}|$ smallest positions $\{l_0, l_1, \dots, l_{|\mathbf{u}|-1}\}$ in relevant window $L'_{AB}(t)$. The length of recovered bitmap vector \mathbf{d}' of peer B can be estimated as

$$|\mathbf{d}'| = \max(\text{mep}(L'_{AB}(t)), l_{|\mathbf{u}|-1}) - \omega, \quad (6)$$

Peer B then recovers \mathbf{b}' as

$$d'_k = \begin{cases} v_i, & k = l_i - \omega \\ 1, & L_{AB}(t) - \omega \neq k \text{ and } k \leq |d'| \end{cases} \quad (7)$$

After decoding the BM message, peer A will update its *relevant window* to a new one $L_{AB}(t^+)$ by deleting those positions l_i with $u_i=1$ from $L_{AB}(t)$.

According to the encoding and decoding progress, if given the initial condition that the *relevant window* $L_{AB}(t)$ in peer A equals the *relevant window* $L_{BA}(t)$ in peer B , i.e., $L_{AB}(t) = L_{BA}(t)$, we can draw the conclusions *i)* Although the recovered bitmap \mathbf{d}' or \mathbf{b}' may be not totally the same as the original one \mathbf{d} or \mathbf{b} , all the wanted filling states are fully contained in \mathbf{d}' or \mathbf{b}' consistent with \mathbf{d} or \mathbf{b} respectively, while all the possible inconsistent states in \mathbf{b}' or \mathbf{d}' are unwanted and not cared by the receiver peers B or A ; *ii)* The *relevant window* $L_{AB}(t^+)$ in peer A always equals the *relevant window* $L_{BA}(t^+)$ of peer B . Above discussion can be concluded as following lemma 2.

Lemma 2: In the BM exchange progress between paired peer A and peer B according to BMCS_CRW, given the initial condition that the *relevant window* $L_{AB}(t_0)$ in peer A equals the *relevant window* $L_{BA}(t_0)$ in peer B , i.e., $L_{AB}(t_0) = L_{BA}(t_0)$, for any regular BM to be reported, the consistency of the common *relevant windows* $L_{AB}(t)$ in peer A and $L_{BA}(t)$ in peer B , as well as the consistent representation of all the wanted buffer filling states in the recovered BM can be fully assured by the BM exchange procedure itself.

V. THE LENGTH ESTIMATION OF COMPRESSED BITMAP

A. Preliminary Assumptions

We assume a CBR video with the playback rate r in following discussion. Under this assumption, the service curve $s(t)=rt$ [4] is the most advanced chunk ID that has been fed into the system. For any stable peer q , its *playback delay* $N_q(t)$ is the difference between the service curve $s(t)$ and its *offset* $\phi_q(t)$, i.e., $N_q(t)=s(t)-\phi_q(t)$. Since each peer plays the video with the same playback rate r , the playback delay is time-independent, i.e. $N_q(t)=N_q$. Based on our measurement, a peer can buffer all the chunks which chunk IDs is in between the offset $\phi_q(t)$ and service curve $s(t)$ at any given time t . Thus, the buffer width of a peer is roughly its playback delay (measured in number of chunks). Based on measurement, the playback delays (or say the buffer width) of all peers in P2P streaming system are roughly the same. Hence For simplicity in mathematics, we assume all peers have the same buffer width, in other words, the produced bitmap length is $|\mathbf{b}|=N$.

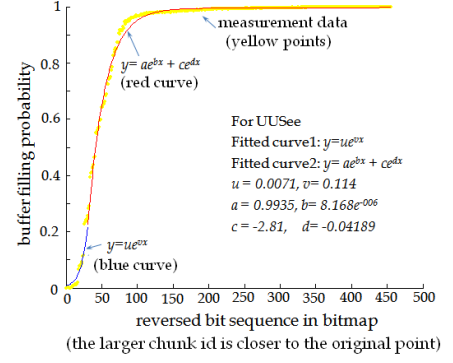


Figure 4. The diffusion S curve in UUSee

Based on our previous research [3], buffer filling progress in a P2P streaming system can be approximated as a stationary process. Based on our measurements in April 2009, we draw the buffer filling probability distributions function of UUSee in Fig.4, and the curve displays certain S shapes. The horizontal axis shows the reversed local buffer positions where the larger the buffer position, the smaller the x-location. The vertical axis is the buffer filling probability. A point $S(x)$ on the S curve indicates the filling probability at the buffer position $N-x-1$, $0 \leq x \leq N-1$, in other words, the i^{th} bit b_i in the bitmap \mathbf{b} takes a value 1 with the probability $S(N-1-i)$.

In this paper we use $Z(c, t)$ to denote the event that the given chunk c has not been fetched at a given time t in the length estimation of the critical message. The probability of the event $Z(c, t)$ can be easily derived from the S curve as:

$$p(Z(c, t)) = \begin{cases} 0, & \text{if } c < st - N \\ 1 - S(st - c), & \text{if } st - N \leq c \leq st \\ 1, & \text{if } c > st \end{cases} \quad (8)$$

where st is the service curve, i.e. the largest *chunk id* in the system at time t .

B. Length of compressed BM in BMCS_SRW

Theorem 1: In BMCS_SRW, the length of compressed BM W is totally determined by the diffusion S curve. Specifically, if given the diffusion function $S(x)$, we have

$$rT + N - \sum_{i=0}^{N-1} S(i) \leq W \leq N - \sum_{i=0}^{N-rT-1} S(i) + W_\phi \quad (9)$$

where N , T and r are the system parameters buffer length, BM exchange time period and video playback rate respectively, and W_ϕ is the length of variable offset. The parts on the most left and most right are the BM length without offset and with offset in the compressed BM respectively.

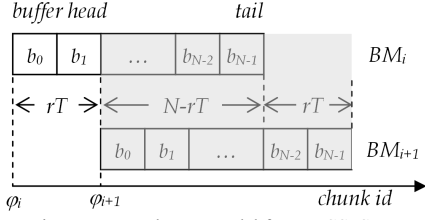


Fig.5. BM Exchange model for BMCS_SRW

Proof: Referring to Fig.5, assuming at each time $t=iT$, $i=0,1,\dots$, peer A announces its compressed BM(φ_i, \mathbf{v}_i) and updates its relevant window to L_i when finishing the sending. In other words, L_i is the relevant window peer A generates its CM message at time $t=(i+1)T$. According to principle 1, the relevant window L_i only includes those chunk positions which are either never announced yet or ever announced a value 0 at time $t=iT$. Thus, we have

$$L_i = \{c: c > \varphi_i + N \text{ or } Z(c, iT)\} \quad (10)$$

Assume peer A has the offset φ_i at the time $t=iT$, then

$$\varphi_{i+1} = \varphi_i + rT. \quad (11)$$

If including the offset φ_{i+1} in the compressed BM, the average bitmap length is

$$\begin{aligned} W_1 &= rT + \sum_{c=\varphi_{i+1}}^{\varphi_i+N-1} p(Z(c, iT)) \\ &= rT + (N - rT) - \sum_{c=\varphi_{i+1}}^{\varphi_i+N-1} S(\varphi_i + N - 1 - c) = N - \sum_{i=0}^{N-rT-1} S(i) \end{aligned} \quad (12)$$

If not including the offset φ_{i+1} in the compressed BM, the average bitmap length is

$$\begin{aligned} W_2 &= rT + \sum_{c=0}^{\varphi_i+N-1} p(Z(c, iT)) \\ &= rT + N - \sum_{c=0}^{\varphi_i+N-1} S(\varphi_i + N - 1 - c) = rT + N - \sum_{i=0}^{N-1} S(i) \end{aligned} \quad (13)$$

The bitmap length of the latter is a little larger than the former. However, for the former, a complete BM need include the *offset* which is usually not larger than 4-byte long, i.e. $W_\varphi \leq 32$. According to the optimized implementation of BMCS_SRW using both two types of BM, the average length L should be $W_2 \leq W \leq W_1 + W_\varphi$.

C. Length of compressed BM in BMCS_CRW

We assuming the paired peer A and peer B report their BM at each time $t=iT$ and $t=\tau+iT$, $i=0,1,\dots$, respectively.

Referring to Fig.6, initially at time $t=iT$, peer A announces its compressed BM(φ_i, \mathbf{v}_i) and updates its relevant window to $L_{AB}(i)$ when finishing the sending. According to principle 1, the relevant window $L_{AB}(i)$ only includes those chunk positions which are either never announced yet or ever announced a value 0 at time $t=iT$ by peer A. Upon receiving BM(φ_i, \mathbf{v}_i), peer B update its *relevant window* to $L_{BA}(i)$ by removing the

positions which are less than φ_i and the positions with *filling states equal to 1* in \mathbf{v}_i during the decoding process.

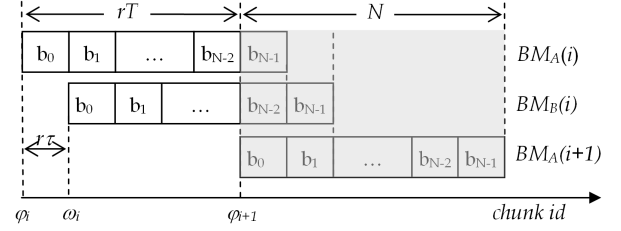


Fig.6. BM Exchange model for BMCS_CRW

Shortly after at time $t=\tau+iT$, peer B sends out the compressed BM(ω_i, \mathbf{u}_i). Since all those positions ever reported with value 1 by peer A have already been removed in *relevant window* $L_{BA}(i)$, the compressed BM satisfies both principles 1 and 2. Then, peer B will update its relevant window to $L_{BA}(i)$ by deleting those positions which are less than ω_i or which filling states is value 1 in \mathbf{u}_i . Upon receiving BM(ω_i, \mathbf{u}_i), peer A update its *relevant window* to $L_{AB}(i)$ by removing the positions which are less than ω_i and the positions with *filling states equal to 1* in \mathbf{u}_i during the decoding process. According to principles 1 and 2, the relevant window $L_{AB}(i)$ only includes those chunk positions which are never reported with value 1 yet by both peer A and B till time $t=\tau+iT$,

$$L_{AB}(i) = \{c: c > \max(\varphi_i, \omega_i) + N \text{ or } (Z(c, iT) \text{ and } Z(c, \tau + iT))\} \quad (14)$$

In the next round at time $t=(i+1)T$, the peer A will send BM with new offset:

$$\varphi_{i+1} = \varphi_i + rT. \quad (15)$$

To facilitate the analysis, we assuming the same *playback delay* for both paired peers, i.e. the offsets of both paired peers are equal to each other at any time t . Under that assumption, we have $\omega_i = \varphi_i + r\tau$, and then the average bitmap length of peer A should be

$$\begin{aligned} W_A &= r(T - \tau) + \sum_{c=\varphi_i+N}^{\omega_i+N-1} p(Z(c, \tau + iT)) + \sum_{c=\varphi_{i+1}}^{\varphi_i+N-1} p(Z(c, iT))p(Z(c, \tau + iT)) \\ &= rT - \sum_{c=\varphi_i+N}^{\omega_i+N-1} S(\omega_i + N - 1 - c) \\ &\quad + \sum_{c=\varphi_{i+1}}^{\varphi_i+N-1} ((1 - S(\varphi_i + N - 1 - c))(1 - S(\omega_i + N - 1 - c))) \\ &= rT - \sum_{i=0}^{rT-1} S(i) + \sum_{i=0}^{N-1-rT} ((1 - S(i))(1 - S(r\tau + i))). \end{aligned} \quad (16)$$

Similarly, by substituting the τ with $T - \tau$, we get the average bitmap length of peer B

$$W_B = r\tau - \sum_{i=0}^{r(T-\tau)-1} S(i) + \sum_{i=0}^{N-1-rT} ((1 - S(i))(1 - S(r(T - \tau) + i))). \quad (17)$$

Thus we proof the following theorem:

Theorem 2: In BMCS_CRW, the length of compressed BM W

is totally determined by the diffusion S curve. Specifically, if given the diffusion function $S(x)$, under the same playback delay condition for both paired peers, then, the average bitmap lengths in each direction are respectively

$$W_A = rT - \sum_{i=0}^{r\tau-1} S(i) + \sum_{i=0}^{N-1-rT} ((1-S(i))(1-S(r\tau+i))) \quad (18)$$

$$W_B = r\tau - \sum_{i=0}^{r(T-\tau)-1} S(i) + \sum_{i=0}^{N-1-rT} ((1-S(i))(1-S(r(T-\tau)+i))). \quad (19)$$

where N , T , r and τ are the system parameters buffer length, BM exchange time period, video playback rate and the BM sending time interval between paired peers respectively.

Therefore, the average bitmap length in each direction is

$$W = (W_A + W_B)/2. \quad (20)$$

D. Simulation results with UUSEE

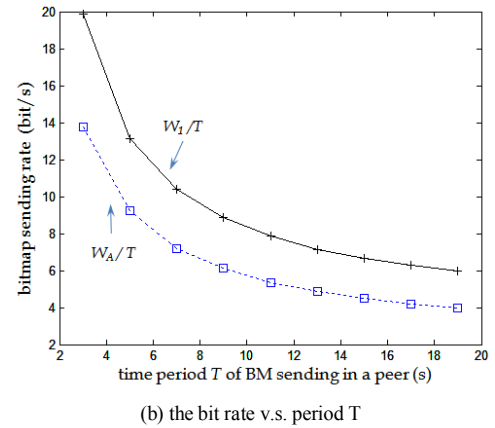
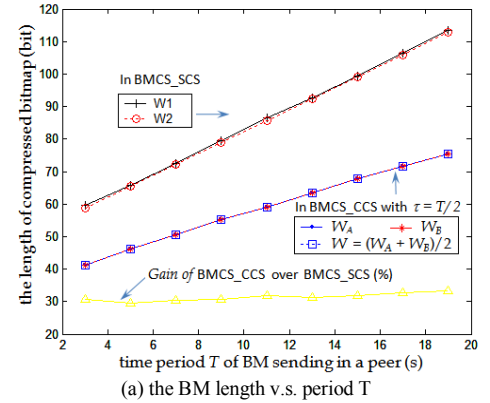
By substituting the real parameters of UUSEE, i.e. $T=5s$, $r=3.37$ chunks/s, $N=456$ bits, and $S(x)$ as shown in Fig.4, we figure out the average lengths of the compressed bitmap. The numerical results confirm that the size of bitmap can be reduced by 86% and 90% from 456 bits down to only 66 bits and 46 bits corresponding to BMCS_SRW and BMCS_CRW respectively, comparing to the single BM based traditional method used by UUSEE which can decrease the size by 70% to 140 bytes. Obviously both of our schemes are much more powerful than UUSEE's, and BMCS_CRW is the most efficient scheme which can bring about 29% gain over BMCS_SRW (see Fig.6(a)).

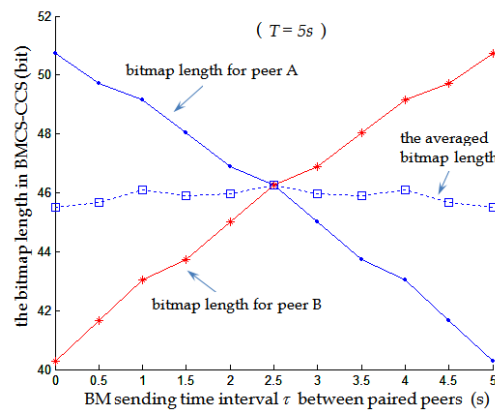
By adjusting parameter of BM exchange period T , we figure out the different lengths of compressed bitmaps, and the result is shown in Fig.6(a). Both curves of W_1 and W_2 are nearly overlapping each other in BMSC_SCS, and all the curves of W_A , W_B and W in BMSC_CCS are identical under condition $\tau=T/2$. The curve at the bottom is the gain curve of BMSC_CCS over BMSC_SCS, which is nearly 30% in any cases. It can be seen that the average length linearly increases with the exchange period T . However, in the viewpoint of the bit rate of bitmap sending referring to Fig.6(b), smaller T always leads to the higher bit rate. Even though due to adjusting BM exchange period T the real network sharing environment may change to some extent so as to influence the diffusion S curve, we believe our results reflect the overall trends.

An interesting issue in BMSC_CCS is when to send the BM after receiving one BM is more preferable to make the BM shorter. For analyzing this problem, we adjust the sending interval τ within $[0, T]$ while keep the sending period T stationary in the process of the BM length calculation. From the results shown in Fig.6(c), we can see that the average bitmap length is nearly invariable no matter what the sending interval τ is changed to. It suggests a designer need not to think over the selection of sending interval τ at all.

VI. CONCLUSION

In this paper, we present two efficient buffer map compression schemes in light of the discovered curtain principles involving the nature features of BM exchange and the introduced important concept of relevant window. Both schemes can be easily implemented in a real P2P streaming media system according to the presented protocols. The feasibility of protocols is proved and the average length of the compressed BM is derived in mathematics methods. At last, the numerical results computed with system parameters of UUSEE validate the high compression efficiency of our methods. The theoretical limit of presented schemes will be studied in our future research works..





(c) the BM length v.s. interval τ
 Fig. 5. Numerical results with UUSec

REFERENCES

- [1] C. Feng, B.C Li, B. Li. "Understanding the Performance Gap between Pull-based Mesh Streaming Protocols and Fundamental Limits", in the Proceedings of IEEE INFOCOM 2009, Rio de Janeiro, Brazil, April 19-25, 2009.
- [2] G.Q Deng, Y.F. Zhang, C.X. Li, C.J. Chen, "A bitmap coding method for P2P streaming protocols", in Proc. of CAR, 2010
- [3] Y.S. Chen, C.J. Chen and C.X. Li, "Measure and Model P2P Streaming System by Buffer Bitmap", HPCC'08, Sept. 2008,
- [4] C.X Li, C.J. Chen, "Initial Offset Placement in P2P Live Streaming Systems", <http://arxiv.org/ftp/arxiv/papers/0810/0810.2063.pdf>
- [5] D. Qiu and R. Srikant, "Modeling and performance analysis of bittorrent-like peer-to-peer networks", In: Proceedings of SIGCOMM 2004, Portland, Oregon, USA, 30 August-3 September, pp. 367-378
- [6] F. Piccolo, and G. Neglia, "The effect of heterogeneous link capacities in bittorrent-like file sharing systems", In: Proceedings of Hot-P2P 2004, Volendam, The Netherlands, 8 October 2004, pp. 40-47
- [7] F. Clevenot, P. Nain, and K. Ross, "Multiclass P2P networks: Static resource allocation for service differentiation and bandwidth diversity", Performance Evaluation 62 (1-4) (2005) 32-49
- [8] R. Kumar, Y. Liu, and K. Ross. "Stochastic fluid theory for P2P streaming systems", In: Proceedings of IEEE INFOCOM 2007, Anchorage, AK, 6-12 May 2007, pp. 919-927
- [9] S. Liu, R. Zhang-Shen, W. Jiang, J. Rexford, and M. Chiang, "Performance bounds for peer-assisted live streaming", In: Proceedings of Sigmetrics 2008, Annapolis, MD, USA, 2-6 June 2008, pp. 313-324
- [10] Pai V, Kumar K, Tamilmani K, et al. Chainsaw: "eliminating trees from overlay multicast", In: Proceedings of IPTPS 2005, Peer-to-Peer Systems IV. Vol. Volume 3640/2005. Springer Berlin / Heidelberg, 2005:127-140.
- [11] X. Zhang, J. Liu, B. Li, et al. "Coolstreaming/donet: a data-driven overlay network for peer-to-peer live media streaming", In: Proceedings of IEEE/INFOCOM'05, Miami, USA, 2005:2102-2111
- [12] Magharei N, Rejaie R, Guo Y, "Mesh or Multiple-Tree: A comparative study of live P2P streaming approaches", In: Proceedings of Proceedings of IEEE INFOCOM'07, 6-12 May 2007, Anchorage, AK, 2007:1424-1432
- [13] D. Ciullo, M. A. Garcia, A. Horvath, E. Leonardi, M. Mellia, et al. "Network awareness of P2P live streaming applications", In: Proceedings of IPDPS 2009, Rome, Italy, 25-29 May 2009, pp. 1-7
- [14] X. Hei, C. Liang, J. Liang, et al. "A measurement study of a large scale P2P