

Search for CP violation in the $B_s - \bar{B}_s$ system with LHCb

D. van Eijk on behalf of the LHCb collaboration
 Nikhef, Science Park 105, 1098 XG Amsterdam, The Netherlands

LHCb is one of the four large experiments at the Large Hadron Collider (LHC) and dedicated to heavy flavour physics. LHCb searches for New Physics (NP) by performing precision measurements of CP-violating parameters. One of the key measurements of LHCb is the extraction of the CP-violating weak phase ϕ_s . The Standard Model (SM) prediction for this parameter is small: $\phi_s^{SM} = -0.0363 \pm 0.0017$ [1]. Possible deviations from this SM prediction may be attributed to NP.

ϕ_s is measured by doing a time-dependent angular analysis in the $B_s^0 \rightarrow J/\psi \varphi$ channel. Key results on the road to such a measurement of ϕ_s are presented here.

First, effective lifetimes in various $b \rightarrow J/\psi X$ channels are presented. Subsequently, decay amplitudes in $P \rightarrow VV$ decays are extracted from a time-dependent angular analysis in $B_d^0 \rightarrow J/\psi K^*$ and $B_s^0 \rightarrow J/\psi \varphi$ decays. In addition, the latter decay gives access to $\Delta\Gamma_s$, which is measured to be $\Delta\Gamma_s = 0.084 \pm 0.112$ (stat.) ± 0.021 (syst.) ps^{-1} , assuming $\phi_s = 0$.

A crucial ingredient for a ϕ_s measurement is the determination of the flavour of the B_s^0 meson at the time of production, a procedure called flavour tagging. Tagging information is also used in the measurement of the mixing frequency in the B_d^0 and B_s^0 system: $\Delta m_d = 0.499 \pm 0.032$ (stat.) ± 0.003 (syst.) ps^{-1} and $\Delta m_s = 17.63 \pm 0.11$ (stat.) ± 0.04 (syst.) ps^{-1} respectively.

In addition, the branching ratio of $B_s^0 \rightarrow J/\psi f_0(980)$ is measured, which is another interesting channel to measure ϕ_s .

Finally, results on two penguin decays are shown: first observation of $B_s^0 \rightarrow K^* \bar{K}^*$ and evidence for $B_s^0 \rightarrow J/\psi \bar{K}^*$.

All results are extracted from the 2010 LHCb data set which has an integrated luminosity of 37 pb^{-1} .

I. INTRODUCTION

Transitions between the meson flavour eigenstates B_s^0 and \bar{B}_s^0 is a process known as mixing. The leading order diagram for B_s^0 mixing is shown in Fig. 1(a). As a result, the flavour eigenstates differ from the mass eigenstates B_L and B_H , which have masses m_L and m_H , respectively. Their mass difference determines the B_s^0 mixing frequency $\Delta m_s = m_H - m_L$. The mass eigenstates have different total decay widths Γ_L and Γ_H . In the SM the width difference $\Delta\Gamma_s = \Gamma_L - \Gamma_H$ is expected to be sizeable: $\Delta\Gamma_s = 0.087 \pm 0.021 \text{ps}^{-1}$ [2].

The CP-violating phase ϕ_s is related to the interference between direct decay amplitudes and amplitudes of decay after mixing (see Fig. 1). When neglecting penguin contributions, which are expected to be small [3], the SM prediction for this phase is $\phi_s^{SM} = -2\beta_s$, where $\beta_s = \arg(-V_{ts}V_{tb}^*/V_{cs}V_{cb}^*)$ is one of the angles in the $b-s$ unitarity triangle. New Physics contributions in the box diagram could enhance this phase: $\phi_s = \phi_s^{SM} \rightarrow \phi_s = \phi_s^{SM} + \Delta\phi_s^{NP}$. This means that measuring ϕ_s to high precision is a good way to search for NP.

The Tevatron has measured the B_s^0 mixing frequency $\Delta m_s = 17.77 \pm 0.10$ (stat.) ± 0.07 (syst.) ps^{-1} with high precision [4], however the limits on $\Delta\Gamma_s$ and ϕ_s are less stringent [5].

LHCb is a dedicated heavy flavour experiment at the LHC, and one of its main goals is improving these measurements using the large number of produced B mesons in the LHC collisions.

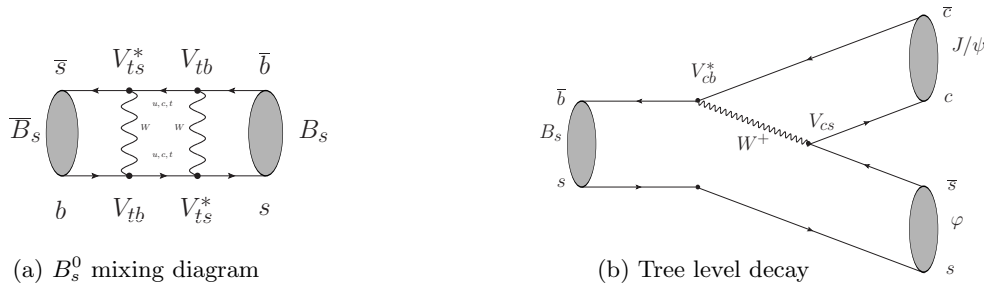


FIG. 1: The $B_s^0 \rightarrow J/\psi \varphi$ decay can occur via a direct decay (b) or via mixing (a) followed by the direct decay.

TABLE I: Measured $b \rightarrow J/\psi X$ lifetimes [7].

Decay channel	Yield	LHCb result τ [ps] (value \pm stat. \pm syst.)	PDG τ [ps]
$B^+ \rightarrow J/\psi K^+$	6741 ± 85	$1.689 \pm 0.022 \pm 0.047$	1.638 ± 0.011
$B_d^0 \rightarrow J/\psi K^*$	2668 ± 58	$1.512 \pm 0.032 \pm 0.042$	1.525 ± 0.009
$B_d^0 \rightarrow J/\psi K_S$	838 ± 31	$1.558 \pm 0.056 \pm 0.022$	1.525 ± 0.009
$B_s^0 \rightarrow J/\psi \varphi$	570 ± 24	$1.447 \pm 0.064 \pm 0.056$	$1.472_{-0.026}^{+0.024}$
$\Lambda_b \rightarrow J/\psi \Lambda$	187 ± 16	$1.353 \pm 0.108 \pm 0.035$	$1.391_{-0.037}^{+0.038}$

II. TOWARDS A ϕ_s MEASUREMENT

To measure the CP asymmetry that is sensitive to ϕ_s one needs to have information on the flavour of the produced B_s^0 meson (flavour tagging) and on the CP eigenvalue of the final state.

The CP asymmetry is diluted by detector effects such as proper time resolution and imperfect flavour tagging. It is crucial to understand and quantify these detector effects. The ϕ_s measurement therefore consists of several steps:

- Define a common selection for $b \rightarrow J/\psi X$ channels and measure their effective lifetimes. In this analysis also the proper time resolution function is determined.
- Perform an angular analysis in $B_d^0 \rightarrow J/\psi K^*$ to disentangle the different CP eigenstates and measure $P \rightarrow VV$ transversity amplitudes and phases.
- Perform an untagged analysis of $B_s^0 \rightarrow J/\psi \varphi$ assuming $\phi_s = 0$ to measure $\Delta\Gamma_s$.
- Calibrate the flavour tagging algorithm and use tagging information to measure Δm_d and Δm_s in $B \rightarrow D\pi$ and $B_s \rightarrow D_s\pi$ channels respectively.
- Finally, measure ϕ_s in an unbinned time-dependent angular analysis of tagged $B_s^0 \rightarrow J/\psi \varphi$ events.

In the next sections, these steps towards a measurement of ϕ_s are discussed in more detail.

III. $b \rightarrow J/\psi X$ LIFETIME MEASUREMENTS

B -hadron lifetimes are measured in the decays $B^+ \rightarrow J/\psi K^+$, $B_d^0 \rightarrow J/\psi K^*$, $B_d^0 \rightarrow J/\psi K_S$, $B_s^0 \rightarrow J/\psi \varphi$ and $\Lambda_b \rightarrow J/\psi \Lambda$. Signal yields and lifetimes resulting from a single exponential fit to the reconstructed proper time distributions are summarized in Table I. The result for B_s^0 is an effective lifetime, since the proper time distribution consists of two components: one for B_L and one for B_H . The results are compatible with world averages, but don't have competitive errors yet. However these lifetime studies provide valuable input for the ϕ_s measurement, such as proper time resolution and acceptance.

The proper time resolution is modelled as the sum of three Gaussians with common mean but different width. The dilution of the CP asymmetry as a result of proper time resolution is $\mathcal{D} = \exp(-\Delta m_s^2 \sigma_t^2 / 2)$ [6]. For $B_s^0 \rightarrow J/\psi \varphi$, the dilution found from the three Gaussians corresponds to an effective proper time resolution of $\langle \sigma_t \rangle = 50 \text{ fs}^{-1}$.

In the 2010 data a small linear drop in the efficiency is seen for large proper times. The exact shape of this acceptance curve is extracted from MC. More details can be found in [7].

IV. ANGULAR ANALYSIS OF THE $B_d^0 \rightarrow J/\psi K^*$ DECAY

$B_d^0 \rightarrow J/\psi K^*$ is a decay of a pseudo-scalar to two vector mesons ($P \rightarrow VV$). This type of decays can be described in terms of three decay amplitudes: A_0 , A_\perp and A_\parallel . These amplitudes are related to the possible relative angular momentum configurations of the vector mesons in the final state: $L = 0, 1, 2$ respectively. δ_\parallel and δ_\perp denote the strong phases of A_\perp and A_\parallel relative to A_0 . The extracted amplitudes and phases are given in Table II and agree within their errors with measurements done by other experiments.

TABLE II: Results from an untagged angular fit to $B_d^0 \rightarrow J/\psi K^*$ events [8].

Parameter	LHCb result (value \pm stat. \pm syst.)
$ A_{\parallel} ^2$	$0.252 \pm 0.020 \pm 0.016$
$ A_{\perp} ^2$	$0.178 \pm 0.022 \pm 0.017$
δ_{\parallel}	$-2.87 \pm 0.11 \pm 0.10$
δ_{\perp}	$3.02 \pm 0.10 \pm 0.07$

 TABLE III: Results from an untagged angular fit to $B_s^0 \rightarrow J/\psi \varphi$ events. In this fit, $\phi_s = 0$ is assumed [8].

Parameter	LHCb result (value \pm stat. \pm syst.)
Γ_s [ps^{-1}]	$0.680 \pm 0.034 \pm 0.027$
$\Delta\Gamma_s$ [ps^{-1}]	$0.084 \pm 0.112 \pm 0.021$
$ A_0 ^2$	$0.532 \pm 0.040 \pm 0.028$
$ A_{\perp} ^2$	$0.279 \pm 0.057 \pm 0.014$
$\cos \delta_{\parallel}$	$-1.24 \pm 0.27 \pm 0.09$

This result is an important cross-check for the correct implementation of angular dependent acceptance effects caused by detector geometry and event selection. MC data is used to assess this angular acceptance effect.

The possible presence of an S-wave contribution was accounted for in the fit. Systematic uncertainties that have been evaluated include the background shape, acceptance effects and the signal mass model. More details can be found in [8].

V. UNTAGGED ANALYSIS OF THE $B_s^0 \rightarrow J/\psi \varphi$ DECAY

The decay $B_s^0 \rightarrow J/\psi \varphi$ is a $P \rightarrow VV$ decay as well and thus is very similar to $B_d^0 \rightarrow J/\psi K^*$ which was discussed in the previous section. $\Delta\Gamma_s$ is the decay width difference between the heavy and light B_s mass eigenstates and can be measured in an untagged angular analysis of $B_s^0 \rightarrow J/\psi \varphi$ events. This means no information on the flavour of the initial B_s meson is used.

In the untagged analysis $\phi_s = 0$ is assumed which is close to the Standard Model prediction. The results are given in Table III.

Systematic uncertainties that have been studied include the background shape, the angular acceptance and a possible S-wave contribution. To estimate the sensitivity of the untagged fit to ϕ_s a Feldman-Cousins study [9] is performed in the two dimensional $\phi_s - \Delta\Gamma_s$ plane. The resulting confidence contours are shown in Fig. 2. This figure shows that with the current statistics ϕ_s can not be constrained when performing an untagged analysis. For the extraction of ϕ_s tagging information is needed.

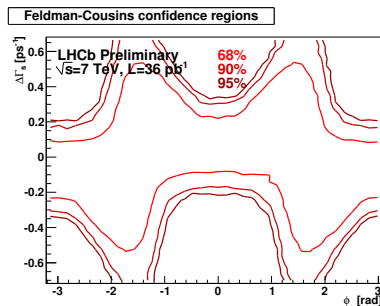


FIG. 2: $\phi_s - \Delta\Gamma_s$ confidence contours of the untagged angular analysis of $B_s^0 \rightarrow J/\psi \varphi$ events. The contours are determined by performing a Feldman-Cousins study with 1000 toys for each grid point (40×40 grid points). ϕ_s can clearly not be constrained by doing an untagged analysis with the statistics of the 2010 data [8].

VI. TAGGING

There are two types of taggers in LHCb (see figure 3): opposite side (OS) and same side (SS) taggers.

The OS tagger algorithms (muon, electron and kaon) use the charge of the lepton from semileptonic b -hadron decays and the kaon from the $b \rightarrow c \rightarrow s$ decay chain to define the flavour of the signal B meson. The inclusive secondary vertex tagger uses the charge of the inclusive secondary vertex reconstructed from b -decay products.

The SS tagger algorithms directly determine the flavour of the signal B meson. In B_d^0/B_s^0 events, from the fragmentation of a \bar{b} quark, an extra d/s is available to form a pion/kaon that in a fraction of the cases is charged and identifies the flavour of the signal B .

In summary, OS taggers (muon, electron, kaon and inclusive secondary vertex) can be used to tag any b -hadron, whilst SS pion (SS π) and SS kaon (SSK) taggers can be used only to tag B^0 and B^+ or B_s^0 , respectively. For each tagger, the probability of the tag decision to be correct is estimated by means of a neural network trained on MC events to identify the correct flavour of the signal B meson. These probabilities are then calibrated on data using the self-tagging $B^+ \rightarrow J/\psi K^+$ control channel.

The sensitivity of a CP asymmetry is directly related to the effective tagging power $\epsilon_{\text{eff}} = \epsilon_{\text{tag}}(1 - 2\omega)^2 = \epsilon_{\text{tag}}D^2$, where ω is the mistag probability as returned by the tagging algorithm and ϵ_{tag} is the tag decision efficiency. This tagging power represents the effective statistical reduction of the data sample due to mistag probability.

With the 2010 dataset, the SS tagger is not calibrated yet, so for the ϕ_s measurement only the OS tagger is used. In the $B_s^0 \rightarrow J/\psi \phi$ analysis the effective mistag probability is $\omega_{\text{eff}} = 32\% \pm 2\%$, which results in a tagging power of $\epsilon D^2 = 2.2\% \pm 0.5\%$.

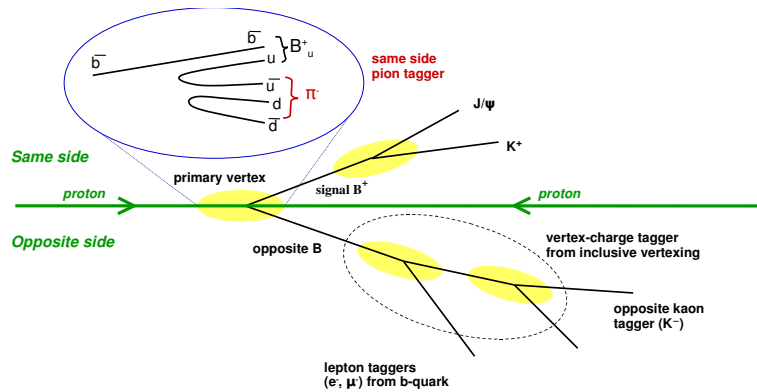


FIG. 3: Schematic picture of tagging in LHCb.

VII. $\Delta m_{d,s}$ MEASUREMENT

The mixing frequency in the B_d^0 system is determined from the time-dependent mixing asymmetry in the decay $B_d^0 \rightarrow D\pi$, defined as $A(t) = (N_{\text{unmixed}}(t) - N_{\text{mixed}}(t))/(N_{\text{unmixed}}(t) + N_{\text{mixed}}(t))$. The measured value is $\Delta m_d = 0.499 \pm 0.032$ (stat.) ± 0.003 (syst.) ps^{-1} which is in agreement with the world average $\Delta m_d = 0.507 \pm 0.005 \text{ps}^{-1}$. More details can be found in [10].

Using $B_s^0 \rightarrow D_s\pi, D_s\pi\pi\pi$ decays, mixing in the B_s^0 system has been observed with a significance of 4.6σ and the mixing frequency is measured as $\Delta m_s = 17.63 \pm 0.11$ (stat.) ± 0.04 (syst.) ps^{-1} . This measurement is competitive with the measurement published by the CDF collaboration: $\Delta m_s = 17.77 \pm 0.10$ (stat.) ± 0.07 (syst.) ps^{-1} [4]. Since the B_s^0 oscillations are much faster than oscillations in the B_d^0 system, in this measurement LHCb profits from its excellent proper time resolution and is able to overcome the statistical limitation with the 2010 dataset. More details are given in [11]. Fig. 4 shows the likelihood scan as a function of Δm_s and the time dependent mixing asymmetry modulo $2\pi/\Delta m_s$.

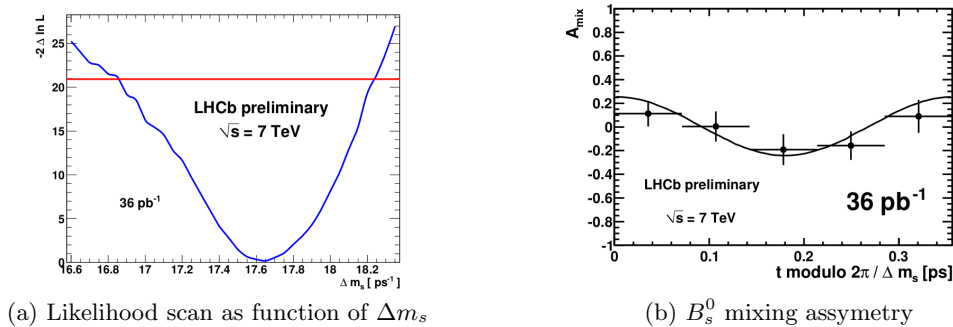


FIG. 4: (a) Likelihood scan as a function of Δm_s showing the 4.6σ significant mixing in the B_s^0 system. (b) Time dependent mixing asymmetry modulo $2\pi/\Delta m_s$. Both plots are taken from [11].

VIII. TAGGED ANALYSIS OF THE $B_s^0 \rightarrow J/\psi \varphi$ DECAY

Using the input of the steps described in the previous sections it is now possible to perform a tagged time-dependent angular analysis of $B_s^0 \rightarrow J/\psi \varphi$ events. Unfortunately, using the 2010 dataset consisting of 836 ± 60 $B_s^0 \rightarrow J/\psi \varphi$ events, no meaningful point estimates can be given for ϕ_s yet. Instead a Feldman-Cousins study has been performed in the $\phi_s - \Delta\Gamma_s$ plane, just as in the untagged fit. The results are shown in Fig. 5.

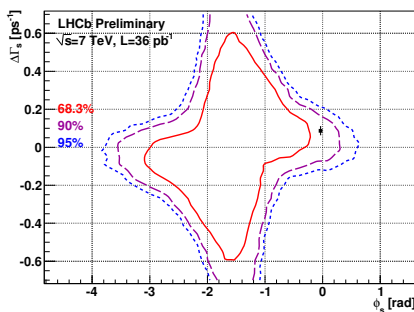


FIG. 5: Feldman-Cousins confidence contours in the $\phi_s - \Delta\Gamma_s$ plane. The CL at the SM point (black square) is 0.78 which corresponds to a p-value of 22%. Projected in one dimension, one finds $\phi_s \in [-2.7, -0.5]$ rad at 68% CL [12].

The probability of a fluctuation from the Standard Model expectation to the observed result for ϕ_s and $\Delta\Gamma_s$ is 22%. A one-dimensional interval for ϕ_s is derived at 68% CL: $\phi_s \in [-2.7, -0.5]$ rad.

All studied systematic variations of the fitting conditions have an insignificant effect on the $\phi_s - \Delta\Gamma_s$ confidence contours. Therefore, the contours include only the statistical uncertainty, with the exception of the uncertainties due to flavour tagging calibration parameters and mixing frequency, which were floated in the fit. More details can be found in [12].

MC toys were generated using the same conditions as the 2010 fit but with an integrated luminosity of 400 pb^{-1} (expected for Summer 2011). The confidence contours are shown in Fig. 6. Shortly after the DPF 2011 conference the LHCb result for ϕ_s was updated at the Lepton Photon 2011 conference, showing no significant deviation from the SM value.

IX. OTHER CHANNELS

In addition to the ϕ_s measurement in $B_s^0 \rightarrow J/\psi \varphi$, LHCb also reports a first observation of $B_s^0 \rightarrow J/\psi f_0(980)$ (see Fig. 7), including a BR measurement [13]:

$$R_{f_0/\varphi} = \frac{\Gamma(B_s^0 \rightarrow J/\psi f_0, f_0 \rightarrow \pi^+ \pi^-)}{\Gamma(B_s^0 \rightarrow J/\psi \varphi, \varphi \rightarrow K^+ K^-)} = 0.252^{+0.046+0.027}_{-0.032-0.033}$$

This channel can be used to measure ϕ_s as well. The advantage of this channel over $B_s^0 \rightarrow J/\psi \varphi$ is that the final state has a definite CP eigenvalue. This means no angular analysis is needed to disentangle different CP

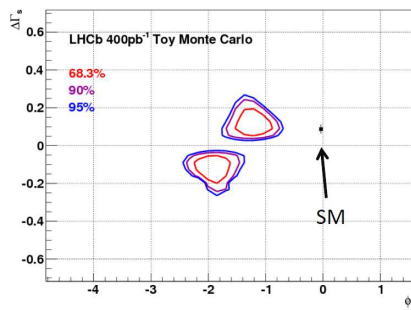


FIG. 6: Feldman-Cousins confidence contours in the $\phi_s - \Delta\Gamma_s$ plane for toy MC with an integrated luminosity of 400 pb^{-1} . The conditions to generate were chosen the same as the values found in the 2010 analysis.

eigenstates in the final state.

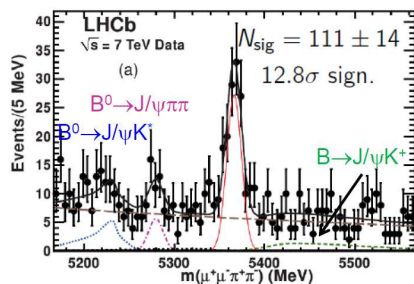


FIG. 7: $\mu^+ \mu^- \pi^+ \pi^-$ mass distribution showing the $B_s^0 \rightarrow J/\psi f_0(980)$ mass peak [13].

In addition, LHCb reports evidence for $B_s^0 \rightarrow J/\psi \overline{K}^*$ with a branching ratio of $\mathcal{B}(B_s^0 \rightarrow J/\psi \overline{K}^*) = (3.5_{-1.0}^{+1.1}(\text{stat.}) \pm 0.9(\text{syst.})) \times 10^{-5}$ [14].

Finally, a first observation has been made of $B_s^0 \rightarrow K^* \overline{K}^*$ with a branching fraction of $\mathcal{B}(B_s^0 \rightarrow K^* \overline{K}^*) = (1.95 \pm 0.47(\text{stat.}) \pm 0.51(\text{syst.}) \pm 0.29(f_d/f_s)) \times 10^{-5}$ [15].

X. SUMMARY

The first steps on the way to a measurement of ϕ_s at LHCb have been presented. Using the data taken by the LHCb detector in 2010 (37 pb^{-1} of integrated luminosity), polarization amplitudes and strong phases have been measured in $B_d^0 \rightarrow J/\psi K^*$ decays. An untagged analysis of $B_s^0 \rightarrow J/\psi \varphi$ events was performed to measure $\Delta\Gamma_s$. In addition the mixing frequencies Δm_d and Δm_s have been measured.

Using the 2010 dataset no meaningful point estimates can be given for ϕ_s yet, so the result is presented as confidence contours in the $\phi_s - \Delta\Gamma_s$ plane. The updated LHCb ϕ_s result presented shortly after DPF 2011 at Lepton Photon 2011 shows no significant deviation from the SM value.

In addition branching fraction for three other interesting B_s decays have been presented: $B_s^0 \rightarrow J/\psi f_0(980)$, $B_s^0 \rightarrow J/\psi \overline{K}^*$ and $B_s^0 \rightarrow K^* \overline{K}^*$.

Acknowledgments

This document is partly based on proceedings for the Rencontres de Moriond: QCD and High Energy Interactions 2011 conference [16].

-
- [1] CKMfitter Group (J. Charles *et al.*), Eur. Phys. J. C41, 1-131 (2005) [hep-ph/0406184], updated results and plots available at: <http://ckmfitter.in2p3.fr>
 - [2] Alexander Lenz, Ulrich Nierste, *Numerical updates of lifetimes and mixing parameters of B mesons*, Proceedings of the CKM workshop 2010 in Warwick, hep-ph/1102.4274v1
 - [3] S. Faller, R. Fleischer and T. Mannel, *Precision Physics with $B_s^0 \rightarrow J/\psi \varphi$ at the LHC: The Quest for New Physics*, Phys. Rev. D 79 (2009) 014005
 - [4] CDF Collaboration (A. Abulencia *et al.*), *Observation of $B_s^0 - \bar{B}_s^0$ oscillations*, Phys. Rev. Lett. 97: 242003, 2006
 - [5] CDF Collaboration (A. Abulencia *et al.*), *An Updated Measurement of the CP Violating Phase $\beta_s^{J/\psi\phi}$ in $B_s^0 \rightarrow J/\psi \phi$ Decays using 5.2 fb^{-1} of Integrated Luminosity*, Public Note 10206
 - [6] H. G. Moser & A. Roussarie, *Mathematical methods for $B^0 - \bar{B}^0$ oscillation analyses*, NIM A384 (1997), 391
 - [7] The LHCb Collaboration, *b-hadron lifetime measurements with exclusive $b \rightarrow J/\psi X$ decays reconstructed in the 2010 data*, LHCb-CONF-2011-001
 - [8] The LHCb Collaboration, *Untagged angular analysis of $B_s^0 \rightarrow J/\psi \varphi$ and $B^0 \rightarrow J/\psi K^*$ with the 2010 data*, LHCb-CONF-2011-002
 - [9] G.J.Feldman and R.D. Cousins, *A Unified Approach to the Classical Statistical Analysis of Small Signals*, Phys. Rev. D57, 3873 (1998)
 - [10] The LHCb Collaboration, *Measurement of Δm_d in $B^0 \rightarrow D\pi$* , LHCb-CONF-2011-010
 - [11] The LHCb Collaboration, *Measurement of Δm_s and calibration and tuning of the Same-Side Tagging algorithm with $B_s^0 \rightarrow D_s\pi$ decays using the 2010 data sample*, LHCb-CONF-2011-005
 - [12] The LHCb Collaboration, *Tagged time-dependent angular analysis of $B_s^0 \rightarrow J/\psi \varphi$ decays with the 2010 LHCb data*, LHCb-CONF-2011-006
 - [13] The LHCb Collaboration, *First observation of $B_s \rightarrow J/\psi f_0(980)$ decays*, Phys. Lett. B698: 115-122,2011
 - [14] The LHCb Collaboration, *Evidence for the decay $B_s^0 \rightarrow J/\psi \bar{K}^*$* , LHCb-CONF-2011-025
 - [15] The LHCb Collaboration, *First observation of the decay $B_s^0 \rightarrow K^* \bar{K}^*$* , LHCb-CONF-2011-019
 - [16] C. Langenbruch on behalf of the LHCb collaboration, *CP Violation results and prospects with LHCb*, proceedings for Rencontres de Moriond: QCD and High Energy Interactions 2011, to be published