

Estimating beta-mixing coefficients via histograms

Daniel J. McDonald
 Department of Statistics
 Carnegie Mellon University
 Pittsburgh, PA 15213
danielmc@stat.cmu.edu

Cosma Rohilla Shalizi
 Department of Statistics
 Carnegie Mellon University and
 Sante Fe Institute
 Pittsburgh, PA 15213
cshalizi@stat.cmu.edu

Mark Schervish
 Department of Statistics
 Carnegie Mellon University
 Pittsburgh, PA 15213
mark@cmu.edu

Version: December 15, 2014

Abstract

The literature on statistical learning for time series often assumes asymptotic independence or “mixing” of the data-generating process. These mixing assumptions are never tested, nor are there methods for estimating mixing coefficients from data. Additionally, for many common classes of processes (Markov processes, ARMA processes, etc.) general functional forms for various mixing rates are known, but specific coefficients are unknown. We present an estimator for the beta-mixing coefficients based on a single stationary sample path and show that it is risk consistent. Since mixing rates depend on infinite-dimensional dependence, we use a Markov approximation based on only a finite memory length d . We present convergence rates for the Markov approximation and show that as $d \rightarrow \infty$, the Markov approximation converges to the true mixing coefficient. Our estimator is constructed using d -dimensional histogram density estimates. Allowing asymptotics in the bandwidth as well as the dimension, we prove L^1 concentration for the histogram as an intermediate step. Simulations of both a Markov process and a long memory process wherein the mixing rates are calculable demonstrate our methodology.

Keywords: density estimation, dependence, time-series, total-variation

1 Introduction

The ordinary theory of statistical inference is overwhelmingly concerned with independent observations, but the exact work done by assuming independence is often mis-understood. It is not, despite a common impression, to guarantee that large samples are representative of the underlying population, ensemble, or stochastic source. If that was all that was needed, one could use the ergodic theorem for dependent sources equally well. Rather, assuming independence lets statistical theorists say something about the *rate* at which growing samples approximate the true distribution. Under statistical independence, every observation is completely unpredictable from every other, and hence provides a completely new piece of information about the source. Consequently,

the most common measures of information — including the Kullback-Leibler divergence between probability measures, the Fisher information about parameters, and the joint Shannon entropy of random variables — are all strictly additive in the number of observations for IID sources. Under dependence, later events are more or less predictable from earlier ones, hence they do *not* provide completely new observations, and information accumulates more slowly. Assuming ergodicity alone, the convergence of samples on the source can be arbitrarily slow, and statistical theory is crippled. Without more stringent assumptions than ergodicity, one is always effectively in an $n = 1$ situation no matter how many observations one has.

To go beyond independence, statistical theory needs assumptions on the data-generating processes which control the rate at which information accumulates. For time series analysis, the most natural replacement for independence is requiring the asymptotic independence of events far apart in time, or **mixing**. Mixing quantifies the decay in dependence as the future moves farther from the past. There are many definitions of mixing of varying strength with matching dependence coefficients (see [5, 9, 11] for reviews), but many of the results in the statistical literature focus on β -mixing or absolute regularity. Roughly speaking (see Definition 1 below for a precise statement), the β -mixing coefficient at lag a is the total variation distance between the actual joint distribution of events separated by a time steps and the product of their marginal distributions, i.e., the L^1 distance from independence.

Much of the theoretical groundwork for the analysis of mixing processes was laid years ago [1, 4, 12, 23, 27, 33, 35, 36], but it remains an active topic in both statistics and machine learning. Among the many works on this topic, we may mention the study of non-parametric inference under mixing conditions by Bosq [3], consistent time series forecasting by support vector machines [26], probably approximately correct learning algorithms with mixing inputs [17, 30] and stability-based generalization error bounds [20]. To actually *use* such results, however, requires knowing the β -mixing coefficients $\beta(a)$.

Many common time series models are known to be β -mixing, and the rates of decay are known up to constant factors given the true parameters of the process. Among the processes for which such results exist are ARMA models [21], GARCH models [6], and certain Markov processes — see Doukhan [11] for an overview of such results. (Fryzlewicz and Subba Rao [15] derive upper bounds for the α - and β -mixing rates of non-stationary ARCH processes.) With few exceptions, however, these results do not give the actual mapping from parameters to mixing coefficients. For example, it is known that the mixing coefficients of the ARMA process at time lag a are $O(\rho^a)$ for some $0 < \rho < 1$. While knowledge of the ARMA parameters determine the joint distribution, we have not yet figured out how to map from these parameters to either the constants or even ρ . To our knowledge, only Nobel [22] approaches a solution to the problem of estimating mixing rates by giving a method to distinguish between different polynomial mixing rate regimes through hypothesis testing. Thus the theoretical results which presume that the mixing coefficients are known cannot actually be applied to assist in the analysis of data, or even of parametric models.

These issues also arise in interpreting the output of Markov chain Monte Carlo algorithms. Even when the Markov chain is in equilibrium, sampling from the desired invariant distribution, the samples are dependent. How much dependence persists across samples is a very important issue for users wishing to control Monte Carlo error, or planning how long a run they need. In some rare cases, theoretical results show that certain MCMC algorithms are rapidly mixing, meaning again roughly that $\beta(a) = O(\rho^a)$. Such results generally do not specify ρ , let alone $\beta(a)$, which is what users would need.

We present the first method for estimating the β -mixing coefficients for stationary time series data given a single sample path. Our methodology can be applied to real data assumed to be generated from some unknown β -mixing process. Additionally, it can be used to examine known

mixing processes, thereby determining exact mixing rates via simulation. (This includes, but is not limited to, MCMC algorithms.) [Section 2](#) defines the β -mixing coefficient and states our main results on convergence rates and consistency for our estimator. [Section 3](#) gives an intermediate result on the L^1 convergence of the histogram estimator with β -mixing inputs which is asymptotic in the dimension of the target distribution in addition to the bandwidth. Some of our results and techniques here are of independent interest for high-dimensional density estimation. [Section 4](#) proves the main results from [Section 2](#). [Section 5](#) demonstrates the performance of our estimator in three simulated examples, both providing good recovery of known rates in simple settings as well as providing insight into unknown mixing regimes. [Section 6](#) concludes and lays out some avenues for future research.

2 Estimator and consistency results

In this section, we present one of many equivalent definitions of absolute regularity and state our main results, deferring proof to [§4](#).

To fix notation, let $\mathbf{X} = \{X_t\}_{t=-\infty}^{\infty}$ be a sequence of random variables where each X_t is a measurable function from a probability space $(\Omega, \mathcal{F}, \mathbb{P})$ into the real line \mathbb{R} with the Borel σ -field \mathcal{B} . (Adaptations to multivariate processes, or even those taking values in other manifolds, are straightforward but complicate notation.) A block of this random sequence will be given by $\mathbf{X}_i^j \equiv \{X_t\}_{t=i}^j$ where i and j are integers, and may be infinite. We use similar notation for the sigma fields generated by these blocks and their joint distributions. In particular, σ_i^j will denote the sigma field generated by \mathbf{X}_i^j , and the joint distribution of \mathbf{X}_i^j will be denoted \mathbb{P}_i^j .

2.1 Definitions

There are many equivalent definitions of β -mixing (see for instance [\[11\]](#), or [\[5\]](#) as well as [\[19\]](#) or [\[36\]](#)), however the most intuitive is that given in Doukhan [\[11\]](#).

Definition 1 (β -mixing). *For each $a \in \mathbb{N}$ and any $t \in \mathbb{Z}$, the coefficient of absolute regularity, or β -mixing coefficient, $\beta(a)$, is*

$$\beta(a) := \left\| \mathbb{P}_{-\infty}^t \otimes \mathbb{P}_{t+a}^{\infty} - \mathbb{P}_{t,a} \right\|_{TV} \quad (1)$$

where $\|\cdot\|_{TV}$ is the total variation norm, and $\mathbb{P}_{t,a}$ is the joint distribution of $(\mathbf{X}_{-\infty}^t, \mathbf{X}_{t+a}^{\infty})$. A stochastic process is said to be absolutely regular, or β -mixing, if $\beta(a) \rightarrow 0$ as $a \rightarrow \infty$.

Loosely speaking, [Definition 1](#) says that the coefficient $\beta(a)$ measures the total variation distance between the joint distribution of random variables separated by a time units and a distribution under which random variables separated by a time units are independent. In the most general setting, $\left\| \mathbb{P}_{-\infty}^t \otimes \mathbb{P}_{t+a}^{\infty} - \mathbb{P}_{t,a} \right\|_{TV}$ is preceded by a supremum over t . However, this additional generality is unnecessary for stationary random processes \mathbf{X} which is the only case we consider here.

Definition 2 (Stationarity). *A sequence of random variables \mathbf{X} is stationary when all its finite-dimensional distributions are invariant over time: for all t and all non-negative integers i and j , the random vectors \mathbf{X}_t^{t+i} and \mathbf{X}_{t+j}^{t+i+j} have the same distribution.*

2.2 Constructing the estimator

Our result emerges in two stages. First, we recognize that the distribution of a finite sample depends only on finite-dimensional distributions. This leads to an estimator of a finite-dimensional version of $\beta(a)$. Next, we let the finite-dimension increase to infinity with the size of the observed sample.

For positive integers t , d , and a , define

$$\beta^d(a) = \left\| \mathbb{P}_t^{t+d-1} \otimes \mathbb{P}_{t+d+a-1}^{t+d+2a-1} - \mathbb{P}_{t,a,d} \right\|_{TV}, \quad (2)$$

where $\mathbb{P}_{t,a,d}$ is the joint distribution of $(\mathbf{X}_t^{t+d-1}, \mathbf{X}_{t+d+a-1}^{t+d+2a-1})$. Also, let \hat{f}^d be the d -dimensional histogram estimator of the joint density of d consecutive observations, that is

$$\hat{f}^d(\mathbf{x}) = \frac{1}{(n-d+1)h_n^d} \sum_{i=1}^{n-d+1} I(\mathbf{X}_i^{i+d-1} \in B(\mathbf{x}))$$

where $B(\mathbf{x})$ is the bin containing $\mathbf{x} \in \mathbb{R}^d$ and $I(\cdot)$ is the indicator function. Similarly, let \hat{f}_a^{2d} be the $2d$ -dimensional histogram estimator of the joint density of two sets of d consecutive observations separated by a time points, i.e

$$\hat{f}_a^{2d}(\mathbf{x}) = \frac{1}{(n-2d-a+1)h_n^d} \sum_{i=1}^{n-2d-a+1} I((\mathbf{X}_i^{i+d-1}, \mathbf{X}_{i+d+a-1}^{i+2d+a-1}) \in B(\mathbf{x})),$$

where $\mathbf{x} \in \mathbb{R}^{2d}$.

We construct an estimator of $\beta^d(a)$ based on these two histograms.¹ Define

$$\hat{\beta}^d(a) = \frac{1}{2} \int \left| \hat{f}_a^{2d} - \hat{f}^d \otimes \hat{f}^d \right| \quad (3)$$

We show that, by allowing $d = d_n$ to grow with n , this estimator will converge to $\beta(a)$. This can be seen most clearly by bounding the risk of the estimator with its estimation and approximation errors:

$$|\hat{\beta}^d(a) - \beta(a)| \leq |\hat{\beta}^d(a) - \beta^d(a)| + |\beta^d(a) - \beta(a)|.$$

The first term is the error of estimating $\beta^d(a)$ with a random sample of data. The second term is the non-stochastic error induced by approximating the infinite dimensional coefficient, $\beta(a)$, by its d -dimensional counterpart, $\beta^d(a)$.

2.3 Assumptions and main results

The results of this paper require two main assumptions. The first is that the process \mathbf{X}_1^n is generated by a stationary, β -mixing distribution with density f . Second, we must place some conditions on the density f to ensure that the histogram estimators \hat{f}^d and \hat{f}_a^{2d} will actually converge to the densities f^d and f^{2d} . Specifically, we will assume continuity and regularity conditions as in [13]²:

1. $f \in L^2$ and f is absolutely continuous on its support, with a.e. partial derivatives $f_i = \frac{\partial}{\partial y_i} f(\mathbf{y})$
2. $f_i \in L^2$ and f_i is absolutely continuous on its support, with a.e. partial derivatives $f_{ik} = \frac{\partial}{\partial y_k} f_i(\mathbf{y})$
3. $f_{ik} \in L^2$ for all i, k .

¹While it is clearly possible to replace histograms with other choices of density estimators (most notably kernel density estimators), histograms in this case are more convenient theoretically and computationally. See §6 for more details.

²We discuss modifications for discrete distributions below, p. 5.

We will presume below that f has a bounded domain, but we do not list that as a separation assumption, for two reasons. First, even if f has unbounded support, we can always smoothly and invertibly map \mathbb{R}^d into (say) $[0, 1]^d$, without disturbing any of the assumptions above, and without changing $\beta(a)$, since total variation distance is invariant under invertible transformations. Second, the unbounded-domain case could be handled by, basically, a remainder argument: the support of the histogram density estimate is effectively set by the empirical range of the \mathbf{X}_1^n , and, with high and growing probability, this includes the overwhelming majority of the f probability-mass. Following this through would however needlessly complicate our proofs.

Under these conditions, we can state the two main results of this paper. Our first theorem in this section establishes consistency of $\hat{\beta}^{d_n}(a)$ as an estimator of $\beta(a)$ for all β -mixing processes.

Theorem 3. *Let \mathbf{X}_1^n be a sample from an arbitrary β -mixing process satisfying the conditions above. Then, provided that $nh_n^{d_n} \rightarrow \infty$, $d_n h_n \rightarrow 0$, $d_n \rightarrow \infty$, and $h_n \rightarrow 0$ as $n \rightarrow \infty$, then for any $\epsilon > 0$,*

$$\lim_{n \rightarrow \infty} \mathbb{P} \left(\left| \hat{\beta}^{d_n}(a) - \beta(a) \right| > \epsilon \right) = 0.$$

In this general case, we need doubly asymptotic results about the histogram estimator, that is, the histogram estimators require shrinking bin widths in increasingly higher dimensions. In [Lemma 10](#), we give appropriate rates for h_n and d_n to achieve the optimal rate of convergence for the estimation error. Of course, with discrete data or Markov models, we may not need doubly asymptotic results since either the maximum number of bins or the memory length of the process is fixed.

For a Markov process of order d or less, $\beta^d(a) = \beta(a)$. In this case, we can give the convergence rate of our estimator.

Theorem 4. *Let \mathbf{X}_1^n be a sample from a Markov process of order no larger than d . Then, taking the bandwidths to be $h_n = O((W(n)/n)^{2d/(2d+1)})$ for \hat{f}^d and $h_n = O((W(n)/n)^{4d/(4d+1)})$ for \hat{f}^{2d} ,*

$$\mathbb{E}[|\hat{\beta}^d(a) - \beta(a)|] = O \left(\sqrt{\frac{W(n)}{n}} \right). \quad (4)$$

Here, $W(n)$ is the Lambert W function, i.e., the (multivalued) inverse of $f(w) = w \exp\{w\}$ [7]. As $O(W(n))$ is bigger than $O(\log \log n)$ but smaller than $O(\log n)$, our estimator attains nearly parametric convergence rates when the data comes from a Markov process of order $\leq d$. Likewise, if we were interested in estimating only the finite dimensional mixing coefficients $\beta^d(a)$ rather than $\beta(a)$, [Theorem 4](#) gives the rate of convergence.

The proof of these two theorems requires showing the L^1 convergence of the histogram density estimator with β -mixing data. We present this result in the next section.

Remarks on Discrete-Valued Processes An important special case is that of discrete-valued β -mixing processes, including Markov chains in the strict sense. The symbols of any finite alphabet can be represented by points in \mathbb{R} , and β -mixing coefficients are invariant to the choice of representation. Of course, the resulting distributions in \mathbb{R}^d will be mixtures of delta functions, and so not absolutely continuous. However, for a finite number of points, there will exist a maximum bin-width below which each bin of the histogram will contain at most one positive-probability point. While the corresponding histogram density estimator is always absolutely continuous, it is easily seen that below this bin-width, the histogram estimator has the same β -mixing coefficient as the true distribution. Moreover, the errors of estimation and approximation dealt with in the proofs of our theorems and lemmas are, if anything, even smaller for finite-alphabet processes, making our results somewhat conservative.

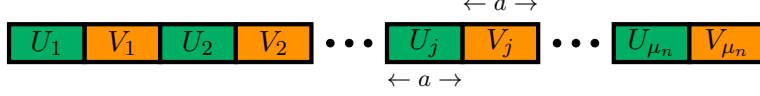


Figure 1: The blocking procedure divides \mathbf{X}_1^n into $2\mu_n$ alternating blocks U_j (orange) and V_j (green) each of length a .

3 L^1 convergence of histograms

Convergence of density estimators is thoroughly studied in the statistics and machine learning literature. Early papers on the L^∞ convergence of kernel density estimators (KDEs) include [2, 25, 34]; Freedman and Diaconis [14] look specifically at histogram estimators, and Yu [35] considers the L^∞ convergence of KDEs for β -mixing data and shows that the optimal IID rates can be attained. Tran [28] proves L^2 convergence for histograms under α - and β -mixing. Devroye and Györfi [10] argue that L^1 is a more appropriate metric for studying density estimation, and Tran [27] proves L^1 consistency of KDEs under α - and β -mixing. As far as we are aware, ours is the first proof of L^1 convergence for histograms under β -mixing.

Our proof requires the method of blocking used in Yu [35, 36] following earlier results such as Eberlein [12], Volkonskii and Rozanov [31] and going back to Bernstein. The idea here is to translate IID results directly to mixing sequences, with corrections that reflect the β -coefficients and the length of the process. To do this, one creates an imaginary sequence of independent blocks of data from the original dependent sequence. Ordinary IID results apply to the imaginary sequence, but it also approximates the actual dependent sequence, to within a known tolerance.

Consider a sample \mathbf{X}_1^n from a stationary β -mixing sequence with density f . Let m_n and μ_n be non-negative integers such that $2m_n\mu_n = n$. Now imagine dividing \mathbf{X}_1^n into $2\mu_n$ blocks, each of length m_n . Identify the blocks as follows:

$$\begin{aligned} U_j &= \{X_i : 2(j-1)m_n + 1 \leq i \leq (2j-1)m_n\}, \\ V_j &= \{X_i : (2j-1)m_n + 1 \leq i \leq 2jm_n\}, \end{aligned}$$

for $1 \leq j \leq \mu_n$. Let \mathbf{U} be the entire sequence of odd blocks $\{U_j\}_{j=1}^{\mu_n}$, and let \mathbf{V} be the sequence of even blocks $\{V_j\}_{j=1}^{\mu_n}$. A visual representation is shown in Figure 1. Finally, let $\tilde{\mathbf{U}}$ be a sequence of blocks which are independent of \mathbf{X}_1^n but such that each block has the same distribution as a block from the original sequence. That is, construct \tilde{U}_j such that

$$\mathcal{L}(\tilde{U}_j) = \mathcal{L}(U_j) = \mathcal{L}(U_1), \quad (5)$$

where $\mathcal{L}(\cdot)$ means the probability law of the argument. The blocks $\tilde{\mathbf{U}}$ are now an IID block sequence, in that for integers $i, j \leq 2\mu_n$, $i \neq j$, $\tilde{U}_i \perp \tilde{U}_j$ so standard results about IID random variables can be applied to these blocks. (See [36] for a more rigorous analysis of blocking.) We now state the main result of this section.

Theorem 5. *Let*

$$\hat{f}(x) := \frac{1}{nh^d} \sum_{i=1}^n I(X_i \in B(x)) \quad (6)$$

be a histogram density estimator based on a (possibly vector valued) sample \mathbf{X}_1^n from a β -mixing sequence with stationary density f , then for all $\epsilon > \mathbb{E} \left[\int |\hat{f} - f| \right]$, and any natural numbers m_n and

μ_n such that $2m_n\mu_n \leq n$,

$$\mathbb{P} \left(\int |\hat{f} - f| > \epsilon \right) \leq 2 \exp \left\{ -\frac{\mu_n \epsilon_1^2}{2} \right\} + 2(\mu_n - 1)\beta(m_n) \quad (7)$$

where $\epsilon_1 = \epsilon - \mathbb{E} \left[\int |\hat{f} - f| \right]$.

This theorem demonstrates a clear tradeoff between the mixing behavior of the stochastic process and the ability to concentrate the estimator close to the truth. For arbitrary β -mixing processes, we cannot actually say much about the quality of this estimator other than that given enough data, it will eventually do well. For this reason, one generally assumes that the mixing coefficients $\beta(a)$ display particular asymptotic behaviors like exponential or polynomial decay.

To prove [Theorem 5](#), we use the blocking method of [\[36\]](#) to transform the dependent β -mixing sequence into a sequence of nearly independent blocks. We then apply McDiarmid's inequality to the blocks to derive asymptotics in the bandwidth of the histogram as well as the dimension of the target density. For completeness, we state a version of Yu's blocking result and McDiarmid's inequality before proving the doubly asymptotic histogram convergence for IID data. Combining these lemmas allows us to prove concentration results for histograms based on β -mixing inputs.

Lemma 6 (Lemma 4.1 in [\[36\]](#)). *Let ϕ be an event with respect to the block sequence \mathbf{U} . Then,*

$$|\mathbb{P}[\phi] - \tilde{\mathbb{P}}[\phi]| \leq M\beta(m_n)(\mu_n - 1), \quad (8)$$

where the first probability \mathbb{P} is with respect to the dependent block sequence, \mathbf{U} , and $\tilde{\mathbb{P}}$ is the μ_n -fold product measure created with the marginal distribution of each block \mathbf{U} .

This lemma essentially gives a method of applying IID results to β -mixing data. Because the dependence decays as we increase the separation between blocks, widely spaced blocks are nearly independent of each other. In particular, the difference between probabilities of events generated by these nearly independent blocks and probabilities with respect to blocks which are actually independent can be controlled by the β -mixing coefficient.

Lemma 7 (McDiarmid Inequality [\[18\]](#)). *Let X_1, \dots, X_n be independent random variables, with X_i taking values in a set A_i for each i . Suppose that the measurable function $f : \prod A_i \rightarrow \mathbb{R}$ satisfies*

$$|f(\mathbf{x}) - f(\mathbf{x}')| \leq c_i$$

whenever the vectors \mathbf{x} and \mathbf{x}' differ only in the i^{th} coordinate. Then for any $\epsilon > 0$,

$$\mathbb{P}(f - \mathbb{E}f > \epsilon) \leq \exp \left\{ -\frac{2\epsilon^2}{\sum c_i^2} \right\}.$$

Since we will need for the dimension of the histograms to grow with n , we prove the following lemma which provides the doubly asymptotic convergence of the histogram estimator for IID data. It differs from standard histogram convergence results in the bias calculation. In this case we need to be more careful about the interaction between d and h_n .

Lemma 8. *For an IID sample X_1, \dots, X_n from some density f on \mathbb{R}^d ,*

$$\mathbb{E} \int |\hat{f} - \mathbb{E}\hat{f}| dx = O \left(1/\sqrt{nh_n^d} \right) \quad (9)$$

$$\int |\mathbb{E}\hat{f} - f| dx = O(dh_n) + O(d^2h_n^2), \quad (10)$$

where \hat{f} is the histogram estimate using a grid with sides of length h_n .

Proof of Lemma 8. Let p_j be the probability of falling into the j^{th} bin B_j . Then,

$$\begin{aligned}\mathbb{E} \int |\hat{f} - \mathbb{E}\hat{f}| &= h_n^d \sum_{j=1}^J \mathbb{E} \left| \frac{1}{nh_n^d} \sum_{i=1}^n I(X_i \in B_j) - \frac{p_j}{h^d} \right| \\ &\leq h_n^d \sum_{j=1}^J \frac{1}{nh_n^d} \sqrt{\mathbb{V} \left[\sum_{i=1}^n I(X_i \in B_j) \right]} = h_n^d \sum_{j=1}^J \frac{1}{nh_n^d} \sqrt{np_j(1-p_j)} \\ &= \frac{1}{\sqrt{n}} \sum_{j=1}^J \sqrt{p_j(1-p_j)} = O(n^{-1/2})O(h_n^{-d/2}) = O\left(1/\sqrt{nh_n^d}\right).\end{aligned}$$

Using a Taylor expansion

$$f(\mathbf{x}) = f(\mathbf{c}) + \sum_{i=1}^d (x_i - c_i) f_i(\mathbf{c}) + O(d^2 h_n^2),$$

where $f_i(\mathbf{y}) = \frac{\partial}{\partial y_i} f(\mathbf{y})$. Therefore, p_j is given by

$$p_j = \int_{B_j} f(x) dx = h_n^d f(c) + O(d^2 h_n^{d+2})$$

since the integral of the second term over the bin is zero. This means that for the j^{th} bin,

$$\mathbb{E}\hat{f}_n(x) - f(x) = \frac{p_j}{h_n^d} - f(x) = - \sum_{i=1}^d (x_i - c_i) f_i(\mathbf{c}) + O(d^2 h_n^2).$$

Therefore,

$$\begin{aligned}\int_{B_j} |\mathbb{E}\hat{f}_n(x) - f(x)| &= \int_{B_j} \left| - \sum_{i=1}^d (x_i - c_i) f_i(\mathbf{c}) + O(d^2 h_n^2) \right| \\ &\leq \int_{B_j} \left| - \sum_{i=1}^d (x_i - c_i) f_i(\mathbf{c}) \right| + \int_{B_j} O(d^2 h_n^2) \\ &= \int_{B_j} \left| \sum_{i=1}^d (x_i - c_i) f_i(\mathbf{c}) \right| + O(d^2 h_n^{2+d}) \\ &= O(d h_n^{d+1}) + O(d^2 h_n^{2+d})\end{aligned}$$

Since each bin is bounded, we can sum over all J bins. The number of bins is $J = h_n^{-d}$ by definition, so

$$\int |\mathbb{E}\hat{f}_n(x) - f(x)| dx = O(h_n^{-d}) \left(O(d h_n^{d+1}) + O(d^2 h_n^{2+d}) \right) = O(d h_n) + O(d^2 h_n^2).$$

□

The dimensionality of the target density is analogous to the order of the Markov approximation. Therefore, the convergence rates we give are asymptotic in the bandwidth h_n which shrinks as n increases, but also in the dimension d which increases with n . Even under these asymptotics,

histogram estimation in this sense is not a high dimensional problem. The dimension of the target density considered here is on the order of $\exp\{W(\log n)\}$, a rate somewhere between $\log n$ and $\log \log n$.

We can combine the above lemmas to prove the main result of this section. Essentially we use [Lemma 6](#) to transform the problem from one about dependent data points to one involving independent blocks, we then apply [Lemma 7](#) to the blocks to get one-sided concentration inequalities, and finally, we use [Lemma 8](#) to ensure that certain expectations are bounded.

Proof of Theorem 5. Let g be the L^1 loss of the histogram estimator, $g = \int |f - \hat{f}|$ where \hat{f} is defined in (6). Let $\hat{f}_{\mathbf{U}}$, $\hat{f}_{\mathbf{V}}$, and $\hat{f}_{\tilde{\mathbf{U}}}$ be histograms based on the block sequences \mathbf{U} , \mathbf{V} , and $\tilde{\mathbf{U}}$ respectively. Then

$$\begin{aligned}\hat{f}(x) &= \frac{1}{nh^d} \sum_{i=1}^n I(X_i \in B(x)) \\ &= \frac{2}{nh^d} \sum_{j=1}^{\mu_n} \sum_{i=2(j-1)m_n+1}^{(2j-1)m_n} I(X_i \in B(x)) + \frac{2}{nh^d} \sum_{j=1}^{\mu_n} \sum_{i=(2j-1)m_n+1}^{2jm_n} I(X_i \in B(x)) \\ &= \frac{1}{2}(\hat{f}_{\mathbf{U}} + \hat{f}_{\mathbf{V}}).\end{aligned}$$

Now,

$$\begin{aligned}\mathbb{P}(g > \epsilon) &= \mathbb{P}\left(\int |f - \hat{f}| > \epsilon\right) = \mathbb{P}\left(\int \left|\frac{f - \hat{f}_{\mathbf{U}}}{2} + \frac{f - \hat{f}_{\mathbf{V}}}{2}\right| > \epsilon\right) \\ &\leq \mathbb{P}\left(\frac{1}{2} \int |f - \hat{f}_{\mathbf{U}}| + \frac{1}{2} \int |f - \hat{f}_{\mathbf{V}}| > \epsilon\right) = \mathbb{P}(g_{\mathbf{U}} + g_{\mathbf{V}} > 2\epsilon) \\ &\leq \mathbb{P}(g_{\mathbf{U}} > \epsilon) + \mathbb{P}(g_{\mathbf{V}} > \epsilon) = 2\mathbb{P}(g_{\mathbf{U}} - \mathbb{E}[g_{\mathbf{U}}] > \epsilon - \mathbb{E}[g_{\mathbf{U}}]) \\ &= 2\mathbb{P}(g_{\mathbf{U}} - \mathbb{E}[g_{\tilde{\mathbf{U}}}] > \epsilon - \mathbb{E}[g_{\tilde{\mathbf{U}}}]) = 2\mathbb{P}(g_{\mathbf{U}} - \mathbb{E}[g_{\tilde{\mathbf{U}}}] > \epsilon_1),\end{aligned}$$

where $\epsilon_1 = \epsilon - \mathbb{E}[g_{\tilde{\mathbf{U}}}]$. Here,

$$\mathbb{E}[g_{\mathbf{U}'}] \leq \tilde{\mathbb{E}} \int |\hat{f}_{\tilde{\mathbf{U}}} - \tilde{\mathbb{E}} \hat{f}_{\tilde{\mathbf{U}}}| dx + \int |\tilde{\mathbb{E}} \hat{f}_{\tilde{\mathbf{U}}} - f| dx,$$

so by [Lemma 8](#), as long as for $\mu_n \rightarrow \infty$, $h_n \downarrow 0$ and $\mu_n h_n^d \rightarrow \infty$, then for all ϵ there exists $n_0(\epsilon)$ such that for all $n > n_0(\epsilon)$, $\epsilon > \mathbb{E}[g] = \mathbb{E}[g_{\tilde{\mathbf{U}}}]$. Now applying [Lemma 6](#) to the event $\{g_{\mathbf{U}} - \mathbb{E}[g_{\tilde{\mathbf{U}}}] > \epsilon_1\}$ gives

$$2\mathbb{P}(g_{\mathbf{U}} - \mathbb{E}[g_{\tilde{\mathbf{U}}}] > \epsilon_1) \leq 2\mathbb{P}(g_{\tilde{\mathbf{U}}} - \mathbb{E}[g_{\tilde{\mathbf{U}}}] > \epsilon_1) + 2(\mu_n - 1)\beta(m_n)$$

where the probability on the right is for the σ -field generated by the independent block sequence $\tilde{\mathbf{U}}$. Since these blocks are independent, showing that $g_{\tilde{\mathbf{U}}}$ satisfies the bounded differences requirement allows for the application of [Lemma 7](#) to the blocks. For any two block sequences z_1, \dots, z_{μ_n} and

z'_1, \dots, z'_{μ_n} with $z_\ell = z'_\ell$ for all $\ell \neq j$, then

$$\begin{aligned}
& |g_{\tilde{U}}(z_1, \dots, z_{\mu_n}) - g_{\tilde{U}}(z'_1, \dots, z'_{\mu_n})| \\
&= \left| \int |\hat{f}(y; z_1, \dots, z_{\mu_n}) - f(y)| dy - \int |\hat{f}(y; z'_1, \dots, z'_{\mu_n}) - f(y)| dy \right| \\
&\leq \int |\hat{f}(y; z_1, \dots, z_{\mu_n}) - \hat{f}(y; z'_1, \dots, z'_{\mu_n})| dy \\
&= \frac{2}{\mu_n h_n^d} h_n^d = \frac{2}{\mu_n}.
\end{aligned}$$

Therefore,

$$\begin{aligned}
\mathbb{P}(g > \epsilon) &\leq 2\mathbb{P}(g_{\tilde{U}} - \mathbb{E}[g_{\tilde{U}}] > \epsilon_1) + 2(\mu_n - 1)\beta(m_n) \\
&\leq 2 \exp \left\{ -\frac{\mu_n \epsilon_1^2}{2} \right\} + 2(\mu_n - 1)\beta(m_n).
\end{aligned}$$

□

4 Proofs of results in Section 2.3

With the structure from the previous section, we can state a concentration inequality for $\hat{\beta}^d(a)$.

Lemma 9. *Consider a sample \mathbf{X}_1^n from a stationary β -mixing process. Let μ_n and m_n be positive integers such that $2\mu_n m_n \leq n$ and $\mu_n \geq d > 0$. Then*

$$\mathbb{P}(|\hat{\beta}^d(a) - \beta^d(a)| > \epsilon) \leq 2 \exp \left\{ -\frac{\mu_n \epsilon_1^2}{2} \right\} + 2 \exp \left\{ -\frac{\mu_n \epsilon_2^2}{2} \right\} + 4(\mu_n - 1)\beta(m_n),$$

where $\epsilon_1 = \epsilon/2 - \mathbb{E} \left[\int |\hat{f}^d - f^d| \right]$ and $\epsilon_2 = \epsilon - \mathbb{E} \left[\int |\hat{f}_a^{2d} - f_a^{2d}| \right]$.

The proof of Lemma 9 relies on the triangle inequality and the relationship between total variation distance and the L^1 distance between densities.

Proof of Lemma 9. For any two probability measures ν and λ defined on the same probability space with associated densities f_ν and f_λ with respect to some dominating measure π ,

$$\|\nu - \lambda\|_{TV} = \frac{1}{2} \int d(\pi) |f_\nu - f_\lambda|.$$

Let P be the d -dimensional stationary distribution of the d^{th} order Markov process, i.e. $P = \mathbb{P}_{t-d+1}^t = \mathbb{P}_{t+a}^{t+a+d-1}$ in the notation of equation 2. Let $\mathbb{P}_{a,d}$ be the joint distribution of the bivariate random process created by the initial process and itself separated by a time steps. By the triangle inequality, we can upper bound $\beta^d(a)$ for any $d = d_n$. Let \hat{P} and $\hat{\mathbb{P}}_{a,d}$ be the distributions associated with histogram estimators \hat{f}^d and \hat{f}_a^{2d} respectively. Then,

$$\begin{aligned}
\beta^d(a) &= \|P \otimes P - \mathbb{P}_{a,d}\|_{TV} \\
&= \|P \otimes P - \hat{P} \otimes \hat{P} + \hat{P} \otimes \hat{P} - \hat{\mathbb{P}}_{a,d} + \hat{\mathbb{P}}_{a,d} - \mathbb{P}_{a,d}\|_{TV} \\
&\leq \|P \otimes P - \hat{P} \otimes \hat{P}\|_{TV} + \|\hat{P} \otimes \hat{P} - \hat{\mathbb{P}}_{a,d}\|_{TV} + \|\hat{\mathbb{P}}_{a,d} - \mathbb{P}_{a,d}\|_{TV} \\
&\leq 2 \|P - \hat{P}\|_{TV} + \|\hat{P} \otimes \hat{P} - \hat{\mathbb{P}}_{a,d}\|_{TV} + \|\hat{\mathbb{P}}_{a,d} - \mathbb{P}_{a,d}\|_{TV} \\
&= \int |f^d - \hat{f}^d| + \frac{1}{2} \int |\hat{f}^d \otimes \hat{f}^d - \hat{f}_a^{2d}| + \frac{1}{2} \int |f_a^{2d} - \hat{f}_a^{2d}|
\end{aligned}$$

where $\frac{1}{2} \int |\hat{f}^d \otimes \hat{f}^d - \hat{f}_a^{2d}|$ is our estimator $\hat{\beta}^d(a)$ and the remaining terms are the L^1 distance between a density estimator and the target density. Thus,

$$\beta^d(a) - \hat{\beta}^d(a) \leq \int |f^d - \hat{f}^d| + \frac{1}{2} \int |f_a^{2d} - \hat{f}_a^{2d}|.$$

A similar argument starting from $\hat{\beta}^d(a) = \left\| \hat{P} \otimes \hat{P} - \hat{\mathbb{P}}_{a,d} \right\|_{TV}$ shows that

$$\hat{\beta}^d(a) - \beta^d(a) \leq \int |f^d - \hat{f}^d| + \frac{1}{2} \int |f_a^{2d} - \hat{f}_a^{2d}|,$$

so we have that

$$\left| \beta^d(a) - \hat{\beta}^d(a) \right| \leq \int |f^d - \hat{f}^d| + \frac{1}{2} \int |f_a^{2d} - \hat{f}_a^{2d}|.$$

Therefore,

$$\begin{aligned} \mathbb{P} \left(\left| \beta^d(a) - \hat{\beta}^d(a) \right| > \epsilon \right) &\leq \mathbb{P} \left(\int |f^d - \hat{f}^d| + \frac{1}{2} \int |f_a^{2d} - \hat{f}_a^{2d}| > \epsilon \right) \\ &\leq \mathbb{P} \left(\int |f^d - \hat{f}^d| > \frac{\epsilon}{2} \right) + \mathbb{P} \left(\frac{1}{2} \int |f_a^{2d} - \hat{f}_a^{2d}| > \frac{\epsilon}{2} \right) \\ &\leq 2 \exp \left\{ -\frac{\mu_n \epsilon_1^2}{2} \right\} + 2 \exp \left\{ -\frac{\mu_n \epsilon_2^2}{2} \right\} \\ &\quad + 4(\mu_n - 1)\beta(m_n), \end{aligned}$$

where $\epsilon_1 = \epsilon/2 - \mathbb{E} \left[\int |\hat{f}^d - f^d| \right]$ and $\epsilon_2 = \epsilon - \mathbb{E} \left[\int |\hat{f}_a^{2d} - f_a^{2d}| \right]$. □

Proof of Theorem 4. By Lemma 9, we have

$$\begin{aligned} \mathbb{E}[|\hat{\beta}(a) - \beta(a)|] &= \int_0^1 d\epsilon \mathbb{P}(|\hat{\beta}^d(a) - \beta^d(a)| > \epsilon) \\ &\leq \int_0^1 d\epsilon \left[2 \exp \left\{ -\frac{\mu_n \epsilon_1^2}{2} \right\} + 2 \exp \left\{ -\frac{\mu_n \epsilon_2^2}{2} \right\} + 4\mu_n \beta(m_n) \right] \\ &= O(\mu_n^{-1/2}) + 4\mu_n \beta(m_n). \end{aligned}$$

To balance both terms, one needs $\beta(m_n) = O(\mu_n^{-3/2})$. Since $\beta(m_n) = \rho^{-m_n}$ for Markov processes, then taking $m_n = \frac{3}{2} \log_\rho \mu_n$ is sufficient. Now, solving

$$n = 2\mu_n \frac{3 \log \mu_n}{2 \log \rho} \tag{11}$$

gives $\mu_n = O(n/W(n))$ giving the result. □

The proof of Theorem 3 requires two steps which are given in the following Lemmas. The first specifies the histogram bandwidth h_n and the rate at which d_n (the dimensionality of the target density) goes to infinity. If the dimensionality of the target density were fixed, we could achieve rates of convergence similar to those for histograms based on IID inputs as shown in Theorem 4. However, we wish to allow the dimensionality to grow with n , so the rates are much slower as shown in the following lemma.

Lemma 10. For the histogram estimator in (3), let $d_n \sim \exp\{W(\log n)\}$ and $h_n \sim n^{-k_n}$ with

$$k_n = \frac{W(\log n) + \frac{1}{2} \log n}{\log n \left(\frac{1}{2} \exp\{W(\log n)\} + 1 \right)}.$$

Then, for all $\epsilon > 0$, $\lim_{n \rightarrow \infty} \mathbb{P}(|\widehat{\beta}^{d_n}(a) - \beta^{d_n}(a)| > \epsilon) = 0$.

Proof of Lemma 10. Let $h_n = n^{-k_n}$ for some k_n to be determined. Then from Lemma 8 we want $n^{-1/2} h_n^{-d_n/2} = n^{(k_n d_n - 1)/2} \rightarrow 0$, $d_n h_n = d_n n^{-k_n} \rightarrow 0$, and $d_n^2 h_n^2 = d_n^2 n^{-2k_n} \rightarrow 0$ all as $n \rightarrow \infty$. Call these A, B, and C. Taking A and B first gives

$$\begin{aligned} n^{(k_n d_n - 1)/2} &\sim d_n n^{-k_n} \\ \Rightarrow \frac{1}{2} (k_n d_n - 1) \log n &\sim \log d_n - k_n \log n \\ \Rightarrow k_n \log n \left(\frac{1}{2} d_n + 1 \right) &\sim \log d_n + \frac{1}{2} \log n \\ \Rightarrow k_n &\sim \frac{\log d_n + \frac{1}{2} \log n}{\log n \left(\frac{1}{2} d_n + 1 \right)}. \end{aligned} \tag{12}$$

Similarly, combining A and C gives

$$k_n \sim \frac{2 \log d_n + \frac{1}{2} \log n}{\log n \left(\frac{1}{2} d_n + 2 \right)}. \tag{13}$$

Equating (12) and (13) and solving for d_n gives

$$\Rightarrow d_n \sim \exp\{W(\log n)\}$$

where $W(\cdot)$ is the Lambert W function. Plugging back into (12) gives that

$$h_n = n^{-k_n}$$

where

$$k_n = \frac{W(\log n) + \frac{1}{2} \log n}{\log n \left(\frac{1}{2} \exp\{W(\log n)\} + 1 \right)}.$$

□

It is also necessary to show that as d grows, we have the nonstochastic convergence $\beta^d(a) \rightarrow \beta(a)$. We now prove this result.

Lemma 11. $\beta^d(a)$ converges to $\beta(a)$ as $d \rightarrow \infty$.

Proof of Lemma 11. Because the process is stationary, let $t = 0$ in Definition 1 without loss of generality. Let $\mathbb{P}_{-\infty}^0$ be the distribution on $\sigma_{-\infty}^0 = \sigma(\dots, X_{-1}, X_0)$, and let \mathbb{P}_a^∞ be the distribution on $\sigma_a^\infty = \sigma(X_a, X_{a+1}, X_{a+2}, \dots)$. Let \mathbb{P}_a be the distribution on $\sigma = \sigma_{-\infty}^0 \otimes \sigma_a^\infty$ (the product sigma-field). Then we can rewrite Definition 1 using this notation as

$$\beta(a) = \sup_{C \in \sigma} |\mathbb{P}_a(C) - [\mathbb{P}_{-\infty}^0 \otimes \mathbb{P}_a^\infty](C)|.$$

Let σ_{-d+1}^0 and σ_a^{a+d-1} be the sub- σ -fields of $\sigma_{-\infty}^0$ and σ_a^∞ consisting of the d -dimensional cylinder sets for the d dimensions closest together. Let σ^d be the product σ -field of these two. Then we can rewrite $\beta^d(a)$ as

$$\beta^d(a) = \sup_{C \in \sigma^d} |\mathbb{P}_a(C) - [\mathbb{P}_{-\infty}^0 \otimes \mathbb{P}_a^\infty](C)|. \quad (14)$$

As such $\beta^d(a) \leq \beta(a)$ for all a and d . We can rewrite (14) in terms of finite-dimensional marginals:

$$\beta^d(a) = \sup_{C \in \sigma^d} |\mathbb{P}_{a,d}(C) - [\mathbb{P}_{-d+1}^0 \otimes \mathbb{P}_a^{a+d-1}](C)|,$$

where $\mathbb{P}_{a,d}$ is the restriction of \mathbb{P} to $\sigma(X_{-d+1}, \dots, X_0, X_a, \dots, X_{a+d-1})$. Because of the nested nature of these sigma-fields, we have

$$\beta^{d_1}(a) \leq \beta^{d_2}(a) \leq \beta(a)$$

for all finite $d_1 \leq d_2$. Therefore, for fixed a , $\{\beta^d(a)\}_{d=1}^\infty$ is a monotone increasing sequence which is bounded above, and it converges to some limit $L \leq \beta(a)$. To show that $L = \beta(a)$ requires some additional steps.

Let $R = \mathbb{P}_a - [\mathbb{P}_{-\infty}^0 \otimes \mathbb{P}_a^\infty]$, which is a signed measure on σ . Let

$$R^d = \mathbb{P}_{a,d} - [\mathbb{P}_{-d+1}^0 \otimes \mathbb{P}_a^{a+d-1}],$$

which is a signed measure on σ^d . Decompose R into positive and negative parts as $R = Q^+ - Q^-$ and similarly for $R^d = Q^{+d} - Q^{-d}$. Notice that since R^d is constructed using the marginals of \mathbb{P} , then $R(E) = R^d(E)$ for all $E \in \sigma^d$. Now since R is the difference of probability measures, we must have that

$$\begin{aligned} 0 &= R(\Omega) = Q^+(\Omega) - Q^-(\Omega) \\ &= Q^+(D) + Q^+(D^c) - Q^-(D) - Q^-(D^c) \end{aligned} \quad (15)$$

for all $D \in \sigma$.

Define $Q = Q^+ + Q^-$. Let $\epsilon > 0$. Let $C \in \sigma$ be such that

$$Q(C) = \beta(a) = Q^+(C) = Q^-(C^c). \quad (16)$$

Such a set C is guaranteed by the Hahn decomposition theorem (letting C^* be a set which attains the supremum in (14), we can throw away any subsets with negative R measure) and (15) assuming without loss of generality that $\mathbb{P}_a(C) > [\mathbb{P}_{-\infty}^0 \otimes \mathbb{P}_a^\infty](C)$. We can use the field $\sigma_f = \bigcup_d \sigma^d$ to approximate σ in the sense that, for all ϵ , we can find $A \in \sigma_f$ such that $Q(A\Delta C) < \epsilon/2$ (see Theorem D in Halmos [16, §13] or Lemma A.24 in Schervish [24]). Now,

$$\begin{aligned} Q(A\Delta C) &= Q(A \cap C^c) + Q(C \cap A^c) \\ &= Q^-(A \cap C^c) + Q^+(C \cap A^c) \end{aligned}$$

by (16) since $A \cap C^c \subseteq C^c$ and $C \cap A^c \subseteq C$. Therefore, since $Q(A\Delta C) < \epsilon/2$, we have

$$\begin{aligned} Q^-(A \cap C^c) &\leq \epsilon/2 \\ Q^+(A^c \cap C) &\leq \epsilon/2. \end{aligned} \quad (17)$$

Also,

$$\begin{aligned} Q(C) &= Q(A \cap C) + Q(A^c \cap C) \\ &= Q^+(A \cap C) + Q^+(A^c \cap C) \\ &\leq Q^+(A) + \epsilon/2 \end{aligned}$$

since $A \cap C$ and $A^c \cap C$ are contained in C and $A \cap C \subseteq A$. Therefore

$$Q^+(A) \geq Q(C) - \epsilon/2.$$

Similarly,

$$Q^-(A) = Q^-(A \cap C) + Q^-(A \cap C^c) \leq 0 + \epsilon/2 = \epsilon/2$$

since $A \cap C \subseteq C$ and $Q^-(C) = 0$ by (17). Finally,

$$\begin{aligned} Q^{+d}(A) &\geq Q^+(A) - Q^-(A) = R^d(A) \\ &= R(A) = Q^+(A) - Q^-(A) \\ &\geq Q(C) - \epsilon/2 - \epsilon/2 = Q(C) - \epsilon \\ &= \beta(a) - \epsilon. \end{aligned}$$

And since $\beta^d(a) \geq Q^{+d}(A)$, we have that for all $\epsilon > 0$ there exists d such that for all $d_1 > d$,

$$\beta^{d_1}(a) \geq \beta^d(a) \geq Q^{+d}(A) \geq \beta(a) - \epsilon.$$

Thus, we must have that $L = \beta(a)$, so that $\beta^d(a) \rightarrow \beta(a)$ as desired. \square

Proof of Theorem 3. By the triangle inequality,

$$|\hat{\beta}^{d_n}(a) - \beta(a)| \leq |\hat{\beta}^{d_n}(a) - \beta^{d_n}(a)| + |\beta^{d_n}(a) - \beta(a)|.$$

The first term on the right is bounded by the result in Lemma 9, where we have shown that $d_n = O(\exp\{W(\log n)\})$ is slow enough for the histogram estimator to remain consistent. That $\beta^{d_n}(a) \xrightarrow{d_n \rightarrow \infty} \beta(a)$ follows from Lemma 11. \square

5 Performance in simulations

To demonstrate the performance of our estimator, we examine three simulated examples. The first is a simple two-state Markov chain. Thus, its mixing rate is known, only two bins are required in the histogram, and we can use $d = 1$. The second takes this Markov chain as an unobserved input and outputs a non-Markovian binary sequence which remains β -mixing, but we must now allow d to grow with n . Finally, we examine an autoregressive model wherein we can again use $d = 1$ as it is Markovian, but there is an uncountable state space.

As shown in [8], homogeneous recurrent Markov chains are geometrically β -mixing, i.e. $\beta(a) = O(\rho^a)$ for some $0 \leq \rho < 1$. In particular, if the Markov chain has stationary distribution π and a -step transition distribution P^a , then

$$\beta(a) = \int \pi(dx) \|P^a(x) - \pi\|_{TV}. \quad (18)$$

Consider first the two-state Markov chain S_t pictured in Figure 2. By direct calculation using (18), the mixing coefficients for this process are $\beta(a) = \frac{4}{9} \left(\frac{1}{2}\right)^a$. We simulated chains of length $n = 1000$ from this Markov chain. Based on 1000 replications, the performance of the estimator is depicted in Figure 3. Here, we have used two bins in all cases, but we allow the Markov approximation to vary as $d \in \{1, 2, 3\}$, even though $d = 1$ is exact. The estimator performs well for $a \leq 5$, but begins to exhibit a positive bias as a increases. This is because the estimator

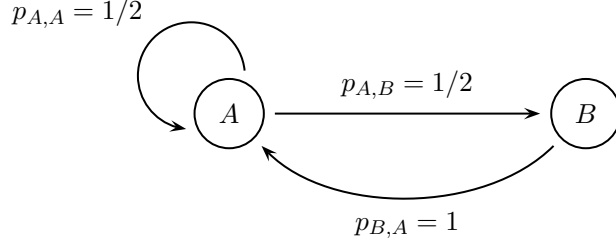


Figure 2: Two-state Markov chain S_t used for simulation results

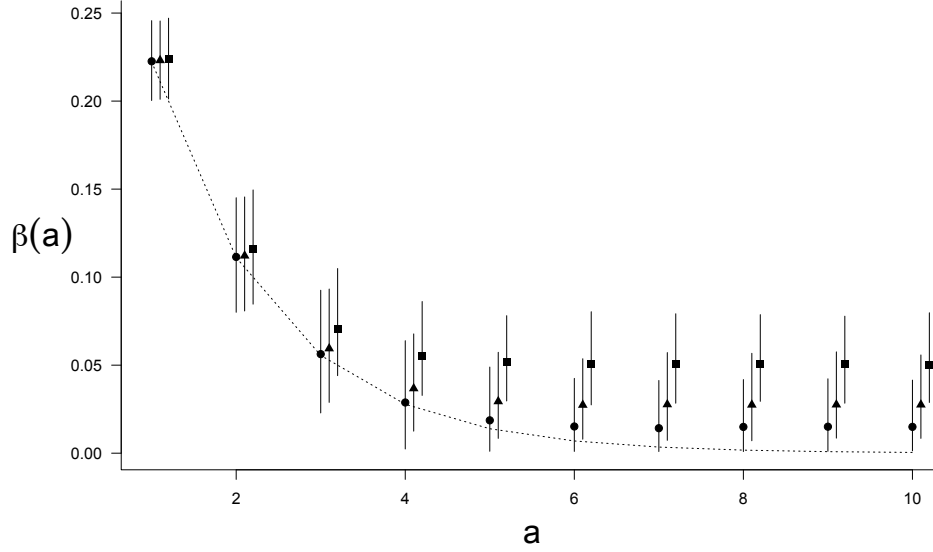


Figure 3: This figure illustrates the performance of our estimator for the two-state Markov chain depicted in Figure 2. We simulated length $n = 1000$ chains and calculated $\hat{\beta}^d(a)$ for $d = 1$ (circles), $d = 2$ (triangles), and $d = 3$ (squares). The dashed line indicates the true mixing coefficients. We show means and 95% confidence intervals based on 1000 replications.

is nonnegative, whereas the true mixing rates are quickly approaching zero. The upward bias is exaggerated for larger d . This bias will go away as $n \rightarrow \infty$.

As an example of a long memory process, we construct, following Weiss [32], a partially observable Markov process which we refer to as the “even process”. Let X_t be the observed sequence which takes as input the Markov process S_t constructed above. We observe

$$X_t = \begin{cases} 1 & (S_t, S_{t-1}) = (A, B) \text{ or } (B, A) \\ 0 & \text{else.} \end{cases} \quad (19)$$

Since S_t is Markovian, the joint process (S_t, S_{t-1}) is as well, so we can calculate its mixing rate $\beta(a) = \frac{8}{9} \left(\frac{1}{2}\right)^a$. The even process must also be β -mixing, and at least as fast as the joint process, since it is a measurable function of a mixing process. However, X_t itself is non-Markovian: sequences of one’s must have even lengths, so we need to know how many one’s have been observed to know whether the next observation can be zero or must be a one. Thus, the true mixing coefficients are bounded above, though unknown. Using the same procedure as above, Figure 4 shows the

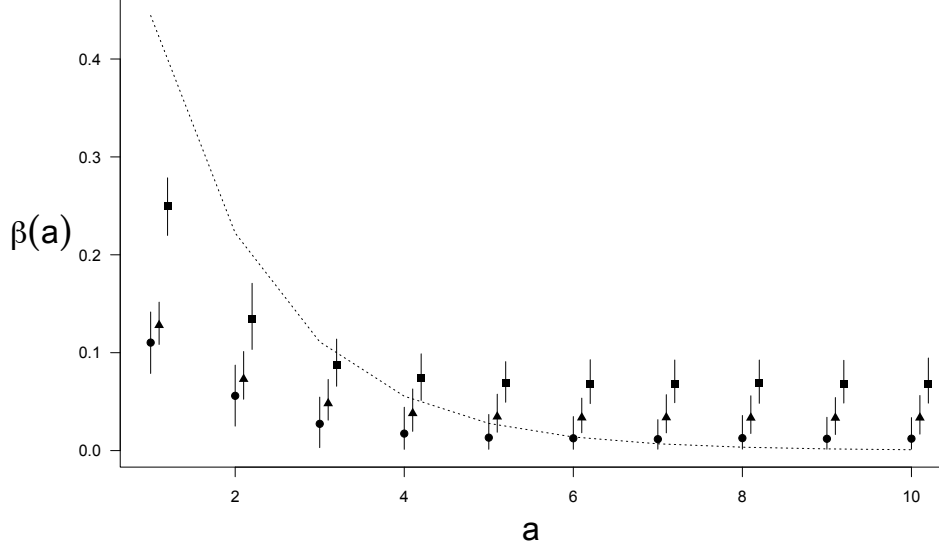


Figure 4: This figure illustrates the performance of our estimator for the even process in Equation 19. Again, we simulated length $n = 1000$ chains and calculated $\hat{\beta}^d(a)$ for $d = 1$ (circles), $d = 2$ (triangles), and $d = 3$ (squares). The dashed line indicates an upper bound on the true mixing coefficients. We show means and 95% confidence intervals based on 1000 replications.

estimated mixing coefficients. Again we observe a bias for a large due to the nonnegativity of the estimator.

Finally, we estimate the β -mixing coefficients for an AR(1) model

$$Z_t = 0.5Z_{t-1} + \eta_t \quad \eta_t \stackrel{iid}{\sim} N(0, 1).$$

While, this process is Markovian, there is no closed form solution to (18), so we calculate it via numerical integration. Figure 5 shows the performance of the estimator for $d = 1$. We select the bandwidth h for each a by minimizing

$$\mathbb{E}[|\hat{\beta}(a) - \beta(a)|] \quad (20)$$

where we calculate the expectation based on independent simulations from the process. Figure 5 shows the performance for $n = 3000$. The optimal number of bins is 33, 11, 7, 5, and 3 for $a = 1, \dots, 5$ and 1 for $a > 5$. However, since the use of one bin corresponds to an estimate of zero, the figure plots the estimate with two bins. Using two bins, we again see the positive bias for $a > 5$.

6 Discussion

We have shown that our estimator of the β -mixing coefficients is consistent for the true coefficients $\beta(a)$ under some conditions on the data generating process. There are numerous results in the statistics literature which assume knowledge of the β -mixing coefficients, yet as far as we know, this is the first estimator for them. An ability to estimate these coefficients will allow researchers to apply existing results to dependent data without the need to arbitrarily assume their values.

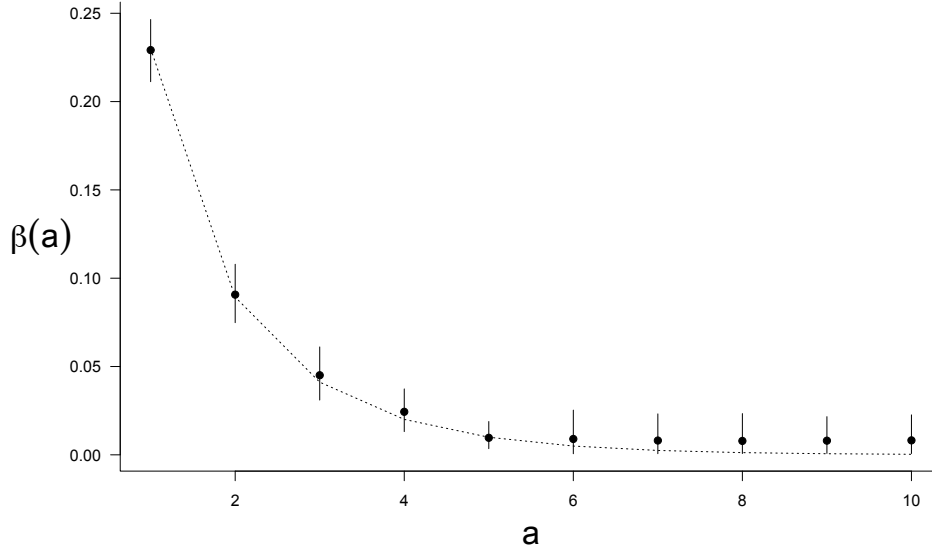


Figure 5: This figure illustrates the performance of our proposed estimator for the AR(1) model. We simulated length $n = 3000$ chains and calculated $\hat{\beta}(a)$ for $d = 1$. The dashed line indicates the true mixing coefficients calculated via numerical integration. We show means and 95% confidence intervals based on 1000 replications.

Additionally, it will allow probabilists to recover unknown mixing coefficients for stochastic processes via simulation. Despite the obvious utility of this estimator, as a consequence of its novelty, it comes with a number of potential extensions which warrant careful exploration as well as some drawbacks.

Several other mixing and weak-dependence coefficients also have a total-variation flavor, perhaps most notably α -mixing [5, 9, 11]. None of them have estimators, and the same trick might well work for them, too.

The reader will note that Theorem 3 does not provide a convergence rate. The rate in Theorem 4 applies only to Markov processes or the difference between $\hat{\beta}^d(a)$ and $\beta^d(a)$. In order to provide a rate in Theorem 3, we would need a better understanding of the non-stochastic convergence of $\beta^d(a)$ to $\beta(a)$. It is not immediately clear that this quantity can converge at any well-defined rate. In particular, it seems likely that the rate of convergence depends on the tail of the sequence $\{\beta(a)\}_{a=1}^{\infty}$.

The use of histograms rather than kernel density estimators for the joint and marginal densities is surprising and perhaps not ultimately necessary. As mentioned above, Tran [27] proved that KDEs are consistent for estimating the stationary density of a time series with β -mixing inputs, so perhaps one could replace the histograms in our estimator with KDEs. However, this would need an analogue of the double asymptotic results proven for histograms in Lemma 8. In particular, we need to estimate increasingly higher dimensional densities as $n \rightarrow \infty$. This does not cause a problem of small- n -large- d since d is chosen as a function of n , however it will lead to increasingly higher dimensional integration. For histograms, the integral is always computationally trivial, but in the case of KDEs, the numerical accuracy of the integration algorithm becomes increasingly hard to assure. This issue could swamp any statistical efficiency gains obtained through the use of kernels, though further investigation is warranted.

The main drawback of an estimator based on a density estimate is its complexity. The mix-

ing coefficients are functionals of the joint and marginal distributions derived from the stochastic process \mathbf{X} , however, it is unsatisfying to estimate densities and solve integrals in order to estimate a single number. Vapnik’s main principle for solving problems using a restricted amount of information is “When solving a given problem, try to avoid solving a more general problem as an intermediate step [29, p. 30].” However, despite our estimator’s complexity, we are able to obtain nearly parametric rates of convergence to the Markov approximation departing only by logarithmic factors. While the simplicity principle is clearly violated, perhaps our seed will precipitate a more aesthetically pleasing solution.

Acknowledgements

The authors are grateful to Darren Homrighausen for providing useful insights. We also thank two anonymous reviewers for helpful comments on an earlier version of this paper. Finally, we would like to thank the Institute for New Economic Thinking for financial support.

References

- [1] ATHREYA, K., AND PANTULA, S. (1986), “A note on strong mixing of ARMA processes,” *Statistics & Probability Letters*, **4**(4), 187–190.
- [2] BICKEL, P., AND ROSENBLATT, M. (1973), “On some global measures of the deviations of density function estimates,” *The Annals of Statistics*, **1**(6), 1071–1095.
- [3] BOSQ, D. (1998), *Nonparametric Statistics for Stochastic Processes: Estimation and Prediction*, Springer Verlag, New York, 2nd edn.
- [4] BRADLEY, R. (1983), “Absolute regularity and functions of markov chains,” *Stochastic Processes and their Applications*, **14**(1), 67–77.
- [5] BRADLEY, R. C. (2005), “Basic properties of strong mixing conditions. A survey and some open questions,” *Probability Surveys*, **2**, 107–144, [arXiv:math/0511078](https://arxiv.org/abs/math/0511078) [math.PR].
- [6] CARRASCO, M., AND CHEN, X. (2002), “Mixing and moment properties of various GARCH and stochastic volatility models,” *Econometric Theory*, **18**(01), 17–39.
- [7] CORLESS, R., GONNET, G., HARE, D., JEFFREY, D., AND KNUTH, D. (1996), “On the Lambert w function,” *Advances in Computational Mathematics*, **5**(1), 329–359.
- [8] DAVYDOV, Y. (1973), “Mixing conditions for Markov chains,” *Theory of Probability and its Applications*, **18**(2), 312–328.
- [9] DEDECKER, J., DOUKHAN, P., LANG, G., LEON R., J. R., LOUHICHI, S., AND PRIEUR, C. (2007), *Weak Dependence: With Examples and Applications*, Springer Verlag, New York.
- [10] DEVROYE, L., AND GYÖRFI, L. (1985), *Nonparametric Density Estimation: The L_1 View*, John Wiley & Sons, Inc., New York.
- [11] DOUKHAN, P. (1994), *Mixing: Properties and Examples*, Springer Verlag, New York.
- [12] EBERLEIN, E. (1984), “Weak convergence of partial sums of absolutely regular sequences,” *Statistics & Probability Letters*, **2**(5), 291–293.

- [13] FREEDMAN, D., AND DIACONIS, P. (1981a), “On the histogram as a density estimator: l_2 theory,” *Probability Theory and Related Fields*, **57**(4), 453–476.
- [14] FREEDMAN, D., AND DIACONIS, P. (1981b), “On the maximum deviation between the histogram and the underlying density,” *Probability Theory and Related Fields*, **58**(2), 139–167.
- [15] FRYZLEWICZ, P., AND SUBBA RAO, S. (2011), “Mixing properties of ARCH and time-varying ARCH processes,” *Bernoulli*, **17**(1), 320–346.
- [16] HALMOS, P. (1974), *Measure Theory*, Graduate Texts in Mathematics, Springer-Verlag, New York.
- [17] KARANDIKAR, R. L., AND VIDYASAGAR, M. (2009), “Probably approximately correct learning with beta-mixing input sequences,” submitted for publication.
- [18] MCDIARMID, C. (1989), “On the method of bounded differences,” in *Surveys in Combinatorics*, ed. J. Siemons, pp. 148–188, Cambridge University Press.
- [19] MEIR, R. (2000), “Nonparametric time series prediction through adaptive model selection,” *Machine Learning*, **39**(1), 5–34.
- [20] MOHRI, M., AND ROSTAMIZADEH, A. (2010), “Stability bounds for stationary φ -mixing and β -mixing processes,” *Journal of Machine Learning Research*, **11**, 789–814.
- [21] MOKKADEM, A. (1988), “Mixing properties of ARMA processes,” *Stochastic Processes and their Applications*, **29**(2), 309–315.
- [22] NOBEL, A. (2006), “Hypothesis testing for families of ergodic processes,” *Bernoulli*, **12**(2), 251–269.
- [23] PHAM, T. D., AND TRAN, L. T. (1985), “Some mixing properties of time series models,” *Stochastic processes and their applications*, **19**(2), 297–303.
- [24] SCHERVISH, M. (1995), *Theory of Statistics*, Springer Series in Statistics, Springer Verlag, New York.
- [25] SILVERMAN, B. (1978), “Weak and strong uniform consistency of the kernel estimate of a density and its derivatives,” *The Annals of Statistics*, **6**(1), 177–184.
- [26] STEINWART, I., AND ANGHEL, M. (2009), “Consistency of support vector machines for forecasting the evolution of an unknown ergodic dynamical system from observations with unknown noise,” *The Annals of Statistics*, **37**(2), 841–875.
- [27] TRAN, L. (1989), “The l_1 convergence of kernel density estimates under dependence,” *The Canadian Journal of Statistics/La Revue Canadienne de Statistique*, **17**(2), 197–208.
- [28] TRAN, L. (1994), “Density estimation for time series by histograms,” *Journal of statistical planning and inference*, **40**(1), 61–79.
- [29] VAPNIK, V. (2000), *The Nature of Statistical Learning Theory*, Springer Verlag, New York, 2nd edn.

- [30] VIDYASAGAR, M. (1997), *A Theory of Learning and Generalization: With Applications to Neural Networks and Control Systems*, Springer Verlag, Berlin.
- [31] VOLKONSKII, V., AND ROZANOV, Y. (1959), “Some limit theorems for random functions. I,” *Theory of Probability and its Applications*, **4**, 178–197.
- [32] WEISS, B. (1973), “Subshifts of finite type and sofic systems,” *Monatshefte für Mathematik*, **77**(5), 462–474.
- [33] WITHERS, C. S. (1981), “Conditions for linear processes to be strong-mixing,” *Probability Theory and Related Fields*, **57**(4), 477–480.
- [34] WOODROOFE, M. (1967), “On the maximum deviation of the sample density,” *The Annals of Mathematical Statistics*, **38**(2), 475–481.
- [35] YU, B. (1993), “Density estimation in the l_∞ norm for dependent data with applications to the Gibbs sampler,” *Annals of Statistics*, **21**(2), 711–735.
- [36] YU, B. (1994), “Rates of convergence for empirical processes of stationary mixing sequences,” *The Annals of Probability*, **22**(1), 94–116.