

Influence of Landau level mixing on the properties of elementary excitations in graphene in strong magnetic field

Yu. E. Lozovik^{1,2*} and A. A. Sokolik¹

¹*Institute for Spectroscopy RAS, 142190, Troitsk, Moscow Region, Russia*

²*Moscow Institute of Physics and Technology, 141700, Moscow, Russia*

Massless Dirac electrons in graphene fill Landau levels with energies scaled as square roots of their numbers. Coulomb interaction between electrons leads to mixing of different Landau levels. The relative strength of this interaction depends only on dielectric susceptibility of surrounding medium and can be large in suspended graphene. We consider influence of Landau level mixing on the properties of magnetoexcitons and magnetoplasmons — elementary electron-hole excitations in graphene in quantizing magnetic field. We show that, at small enough background dielectric screening, the mixing leads to very essential change of magnetoexciton and magnetoplasmon dispersion laws in comparison with the lowest Landau level approximation.

PACS numbers: 73.22.Pr, 71.35.Ji, 73.43.Mp, 71.70.Gm

INTRODUCTION

Two-dimensional systems in strong magnetic field are studied intensively since the discovery of integer and fractional quantum Hall effects [1–3]. For a long time, such systems were represented by gallium arsenide heterostructures with two-dimensional electron motion within each subband [4].

New and very interesting realization of two-dimensional electron system appeared when graphene, a monoatomic layer of carbon, was successfully isolated [5, 6]. The most spectacular property of graphene is the fact that its electrons behave as massless chiral particles, obeying Dirac equation. Intensive experimental and theoretical studies of this material over several recent years yielded a plethora of interesting results [7–9]. In particular, graphene demonstrates unusual half-integer quantum Hall effect [6], which can be observed even at room temperature [10].

In external perpendicular magnetic field, the motion of electrons along cyclotron orbits acquires zero-dimensional character and, as a result, electrons fill discrete Landau levels [11]. In semiconductor quantum wells, Landau levels are equidistant and separation between them is determined by the cyclotron frequency $\omega_c = eH/mc$. In graphene, due to massless nature of electrons, “ultra-relativistic” Landau levels appear, which are non-equidistant and located symmetrically astride the Dirac point [12, 13]. Energies of these levels are $E_n = \text{sign}(n)\sqrt{2|n|}v_F/l_H$, where $n = 0, \pm 1, \pm 2, \dots$, $v_F \approx 10^6$ m/s is the Fermi velocity of electrons and $l_H = \sqrt{c/eH}$ is magnetic length, or radius of the cyclotron orbit (here and below we assume $\hbar = 1$).

In the case of integer filling, when several Landau levels are completely filled by electrons and all higher levels are empty, elementary excitations in the system are caused

by electron transitions from one of the filled Landau levels to one of the empty levels [14]. Such transitions can be observed in cyclotron resonance or Raman scattering experiments as absorption peaks at certain energies. With neglect of Coulomb interaction, energy of the excited electron-hole pair is just a distance between Landau levels of electron and hole. Coulomb interaction leads to mixing of transitions between different pairs of Landau levels, changing the resulting energies of elementary excitations.

Characteristic energy of Coulomb interaction in magnetic field is $e^2/\epsilon l_H$, where ϵ is a dielectric permittivity of surrounding medium. The relative strength of Coulomb interaction can be estimated as ratio of its characteristic value to a characteristic distance between Landau levels. For massive electrons in semiconductor quantum wells, this ratio is proportional to $H^{-1/2}$, thus in asymptotically strong magnetic field the Coulomb interaction becomes a weak perturbation [15, 16]. In this case, the lowest Landau level approximation, neglecting Landau level mixing, is often used. It was shown that Bose-condensate of noninteracting magnetoexcitons in the lowest Landau level as an exact ground state in semiconductor quantum well in strong magnetic field [17].

A different situation arises in graphene. The relative strength of Coulomb interaction in this system can be expressed as $r_s = e^2/\epsilon v_F$ and does not depend on magnetic field [18]. The only parameter which can influence it is the dielectric permittivity of surrounding medium ϵ . At small enough ϵ , mixing between different Landau levels can significantly change properties of elementary excitations in graphene.

Coulomb interaction leads to appearance of two types of elementary excitations from the filled Landau levels. From summation of “ladder” diagrams we get magnetoexcitons, which can be imagined as bound states of electron and hole in magnetic field [14, 16, 19]. Properties of magnetoexcitons in graphene were considered in several works, mainly in the lowest Landau level approximation [20–24]. At $\epsilon \approx 3$, Landau level mixing was

* lozovik@isan.troitsk.ru

shown to be weak in the works [20, 25].

From the experimental point of view, the most interesting are magnetoexcitons with zero total momentum, which are only able to couple with electromagnetic radiation due to very small photon momentum. For usual non-relativistic electrons, magnetoexciton energy at zero momentum is protected against corrections due to electron interactions by the Kohn theorem [26]. However, for electrons with linear dispersion in graphene the Kohn theorem is not applicable [21, 24, 27–31]. Thus, observable energies of excitonic spectral lines can be seriously renormalized relatively to the bare values, calculated without taking into account Coulomb interaction.

The other type of excitations can be derived using the random phase approximation, corresponding to summation of “bubble” diagrams. These excitations, called magnetoplasmons, are analogue of plasmons and have been studied both in two-dimensional electron gas [14, 32] and graphene [18, 20, 21, 24, 33–38] (both with and without taking into account Landau level mixing).

In the present article, we consider magnetoexcitons and magnetoplasmons with taking into account Landau level mixing and show how the properties of these excitations change in comparison with the lowest Landau level approximation. For magnetoexcitons, we take into account the mixing of asymptotically large number of Landau levels and find the limiting values of cyclotron resonance energies.

For simplicity and in order to stress the role of virtual transitions between different pairs of electron and hole Landau levels (i.e. the role of two-particle processes), here we do not take into account renormalization of single-particle energies via exchange with the filled levels. This issue have been studied in several theoretical works [20, 21, 24, 29, 39]. Correction of Landau level energies can be treated as renormalization of the Fermi velocity, dependent on the ultraviolet cutoff for a number of the filled Landau levels taken into account in exchange processes.

The rest of this article is organized as follows. In Section 2 we present a formalism for description of magnetoexcitons in graphene, which is applied in Section 3 to study influence of Coulomb interaction and Landau level mixing on their properties. In Section 4 we study magnetoplasmons in graphene in the random phase approximation and in Section 5 we formulate the conclusions.

I. MAGNETOEXCITONS

Electrons in graphene populate vicinities of two nonequivalent Dirac points in the Brillouin zone, or two valleys \mathbf{K} and \mathbf{K}' . We do not consider intervalley scattering and neglect valley splitting, thus it is sufficient to consider electrons in only one valley and treat existence of the other valley as additional twofold degeneracy of electron states.

We consider magnetoexciton as an electron-hole pair,

and we will denote all electron and hole variables by the indices 1 and 2 respectively. In the valley \mathbf{K} , Hamiltonian of free electrons in graphene in the basis $\{A_1, B_2\}$ of sublattices takes a form [7]:

$$H_1^{(0)} = v_F \sqrt{2} \begin{pmatrix} 0 & p_{1-} \\ p_{1+} & 0 \end{pmatrix}, \quad (1)$$

where $p_{1\pm} = (p_{1x} \pm ip_{1y})/\sqrt{2}$ are the cyclic components of electron momentum and $v_F \approx 10^6$ m/s is the Fermi velocity of electrons.

For external magnetic field \mathbf{H} , parallel to the z axis, we take the symmetrical gauge, when $\mathbf{A}(\mathbf{r}) = \frac{1}{2}[\mathbf{H} \times \mathbf{r}]$. Introducing the magnetic field as substitution of the momentum $\mathbf{p}_1 \rightarrow \mathbf{p}_1 + (e/c)\mathbf{A}(\mathbf{r}_1)$ in (1) (we treat the electron charge as $-e$), we get the Hamiltonian of the form:

$$H_1 = \frac{v_F \sqrt{2}}{l_H} \begin{pmatrix} 0 & a_1 \\ a_1^\dagger & 0 \end{pmatrix}. \quad (2)$$

Here the operators $a_1 = l_H p_{1-} - ir_{1-}/2l_H$ and $a_1^\dagger = l_H p_{1+} + ir_{1+}/2l_H$ (where $r_{1\pm} = (x_1 \pm iy_1)/\sqrt{2}$) obey bosonic commutation relation $[a_1, a_1^\dagger] = 1$.

Using this relation, by means of successive action of the raising operator a_1^\dagger we can construct Landau levels for electron [18] with energies

$$E_n^L = s_n \sqrt{2|n|} \frac{v_F}{l_H} \quad (3)$$

and wave functions

$$\psi_{nk}(\mathbf{r}) = \left(\sqrt{2}\right)^{\delta_{n0}-1} \begin{pmatrix} s_n \phi_{|n|-1,k}(\mathbf{r}) \\ \phi_{|n|,k}(\mathbf{r}) \end{pmatrix}. \quad (4)$$

Here $k = 0, 1, 2, \dots$ is the index of guiding center, which enumerates electron states on the n -th Landau level ($n = -\infty, \dots, +\infty$), having macroscopically large degeneracy $N_\phi = S/2\pi l_H^2$, equal to a number of magnetic flux quanta penetrating the system of the area S . Eigenfunctions $\phi_{nk}(\mathbf{r})$ of a two-dimensional harmonic oscillator have the explicit form:

$$\begin{aligned} \phi_{nk}(\mathbf{r}) &= \frac{i^{|n-k|}}{\sqrt{2\pi} l_H} \sqrt{\frac{\min(n,k)!}{\max(n,k)!}} e^{-r^2/4l_H^2} \\ &\times \left(\frac{x + is_{n-k}y}{\sqrt{2}l_H} \right)^{|n-k|} L_{\min(n,k)}^{|n-k|} \left(\frac{r^2}{2l_H^2} \right), \end{aligned} \quad (5)$$

$s_n = \text{sign}(n)$ and $L_n^\alpha(x)$ are associated Laguerre polynomials.

Consider now the hole states. A hole wave function is a complex conjugated electron wave function, and the hole charge is $+e$. Thus, we can obtain Hamiltonian of the hole in magnetic field from the electron Hamiltonian (2) by complex conjugation and reversal of the sign of the vector potential $\mathbf{A}(\mathbf{r}_2)$. In the representation of sublattices $\{A_2, B_2\}$ it is

$$H_2 = \frac{v_F \sqrt{2}}{l_H} \begin{pmatrix} 0 & a_2 \\ a_2^\dagger & 0 \end{pmatrix}, \quad (6)$$

where the operators $a_2 = l_H p_{2+} - i r_{2+}/2l_H$ and $a_2^+ = l_H p_{2-} + i r_{2-}/2l_H$ commute with a_1 , a_1^+ and obey the commutation relation $[a_2, a_2^+] = 1$. Energies of the hole Landau levels are the same as these of electron Landau levels (3), but have an opposite sign.

Hamiltonian of electron-hole pair without taking into account Landau level mixing is just the sum of (2) and (6), and can be represented in the combined basis of electron and hole sublattices $\{A_1 A_2, A_1 B_2, B_1 A_2, B_1 B_2\}$ as

$$H_0 = H_1 + H_2 = \frac{v_F \sqrt{2}}{l_H} \begin{pmatrix} 0 & a_2 & a_1 & 0 \\ a_2^+ & 0 & 0 & a_1 \\ a_1^+ & 0 & 0 & a_2 \\ 0 & a_1^+ & a_2^+ & 0 \end{pmatrix}. \quad (7)$$

It is known [40] that for electron-hole pair in magnetic field there exists a conserving two-dimensional vector of magnetic momentum, equal in our gauge to

$$\mathbf{P} = \mathbf{p}_1 + \mathbf{p}_2 - \frac{e}{2c} [\mathbf{H} \times (\mathbf{r}_1 - \mathbf{r}_2)] \quad (8)$$

and playing the role of a center-of-mass momentum. The magnetic momentum is a generator of simultaneous translation in space and gauge transformation, preserving invariance of Hamiltonian of charged particles in magnetic field [41].

The magnetic momentum commutes with both the noninteracting Hamiltonian (7) and electron-hole Coulomb interaction $V(\mathbf{r}_1 - \mathbf{r}_2)$. Therefore, we can find a wave function of magnetoexciton as an eigenfunction of (8):

$$\Psi_{\mathbf{P} n_1 n_2}(\mathbf{r}_1, \mathbf{r}_2) = \frac{1}{2\pi} \exp \left\{ i \mathbf{R} \left(\mathbf{P} + \frac{[\mathbf{e}_z \times \mathbf{r}]}{2l_H^2} \right) \right\} \times \Phi_{n_1 n_2}(\mathbf{r} - \mathbf{r}_0). \quad (9)$$

Here $\mathbf{R} = (\mathbf{r}_1 + \mathbf{r}_2)/2$, $\mathbf{r} = \mathbf{r}_1 - \mathbf{r}_2$, \mathbf{e}_z is a unit vector in the direction of the z axis. The wave function of relative motion of electron and hole $\Phi_{n_1 n_2}(\mathbf{r} - \mathbf{r}_0)$ is shifted on the vector $\mathbf{r}_0 = l_H^2 [\mathbf{e}_z \times \mathbf{P}]$. This shift can be attributed to electric field, appearing in the moving reference frame of magnetoexciton and pulling apart electron and hole.

Transformation (9) from Ψ to Φ can be considered as a unitary transformation $\Phi = U\Psi$, corresponding to a switching from the laboratory reference frame to the magnetoexciton rest frame. Accordingly, we should transform operators as $A \rightarrow S A S^+$. Transforming the operators in (7), we get: $S a_1 S^+ = b_1$, $S a_1^+ S^+ = b_1^+$, $S a_2 S^+ = -b_2$, $S b_2^+ S^+ = -b_2^+$. Here the operators $b_1 = l_H p_- - i r_-/2l_H$, $b_1^+ = l_H p_+ + i r_+/2l_H$, $b_2 = l_H p_+ - i r_+/2l_H$, $b_2^+ = l_H p_- + i r_-/2l_H$ contain only the relative electron-hole coordinate and momentum and obey commutation relations $[b_1, b_1^+] = 1$, $[b_2, b_2^+] = 1$ (all other commutators vanish).

Thus, the Hamiltonian (7) of electron-hole pair in its center-of-mass reference frame takes the form

$$H'_0 = \frac{v_F \sqrt{2}}{l_H} \begin{pmatrix} 0 & -b_2 & b_1 & 0 \\ -b_2^+ & 0 & 0 & b_1 \\ b_1^+ & 0 & 0 & -b_2 \\ 0 & b_1^+ & -b_2^+ & 0 \end{pmatrix}. \quad (10)$$

A four-component wave function of electron-hole relative motion $\Phi_{n_1 n_2}$, being an eigenfunction of (10), can be constructed by successive action of the raising operators b_1^+ and b_2^+ (see also [20, 21]):

$$\Phi_{n_1 n_2}(\mathbf{r}) = \left(\sqrt{2} \right)^{\delta_{n_1,0} + \delta_{n_2,0} - 2} \times \begin{pmatrix} s_{n_1} s_{n_2} \phi_{|n_1|-1, |n_2|-1}(\mathbf{r}) \\ s_{n_1} \phi_{|n_1|-1, |n_2|}(\mathbf{r}) \\ s_{n_2} \phi_{|n_1|, |n_2|-1}(\mathbf{r}) \\ \phi_{|n_1|, |n_2|}(\mathbf{r}) \end{pmatrix}. \quad (11)$$

The bare energy of magnetoexciton in this state is a difference between energies (3) of electron and hole Landau levels:

$$E_{n_1 n_2}^{(0)} = E_{n_1}^L - E_{n_2}^L. \quad (12)$$

Here we label the state of relative motion by numbers of Landau levels n_1 and n_2 of electron and hole respectively. The whole wave function of magnetoexciton (9) is additionally labeled by the magnetic momentum \mathbf{P} . In the case of integer filling, when all Landau levels up to ν -th one are completely filled by electrons and all upper levels are empty, magnetoexciton states with $n_1 > \nu$, $n_2 \leq \nu$ are possible. For simplicity, we neglect Zeeman and valley splittings of electron states, leading to appearance of additional spin-flip and intervalley excitations [20, 21, 24].

II. INFLUENCE OF COULOMB INTERACTION

Now we take into account the Coulomb interaction between electron and hole $V(\mathbf{r}) = -e^2/\varepsilon r$, screened by surrounding dielectric medium with permittivity ε . Upon switching into the electron-hole center-of-mass reference frame, it is transformed as $V'(\mathbf{r}) = V(\mathbf{r} + \mathbf{r}_0)$. To obtain magnetoexciton energies with taking into account Coulomb interaction, we should find eigenvalues of the full Hamiltonian of relative motion $H' = H'_0 + V'$ in the basis of the bare magnetoexcitonic states (11). As discussed in the Introduction, a relative strength of the Coulomb interaction is described by the dimensionless parameter

$$r_s = \frac{e^2}{\varepsilon v_F} \approx \frac{2.2}{\varepsilon}. \quad (13)$$

When $\varepsilon \gg 1$, $r_s \ll 1$ and we can treat Coulomb interaction as a weak perturbation and calculate magnetoexciton energy in the first order in the interaction as:

$$E_{n_1 n_2}^{(1)}(P) = E_{n_1 n_2}^{(0)} + \langle \Phi_{n_1 n_2} | V' | \Phi_{n_1 n_2} \rangle. \quad (14)$$

Due to spinor nature of electron wave functions in graphene, the correction (14) to the bare magnetoexciton energy (12) is a sum of four terms, each of them having a form of correction to magnetoexciton energy in usual two-dimensional electron gas [20–22]. Dependence of magnetoexciton energy on magnetic momentum \mathbf{P} can

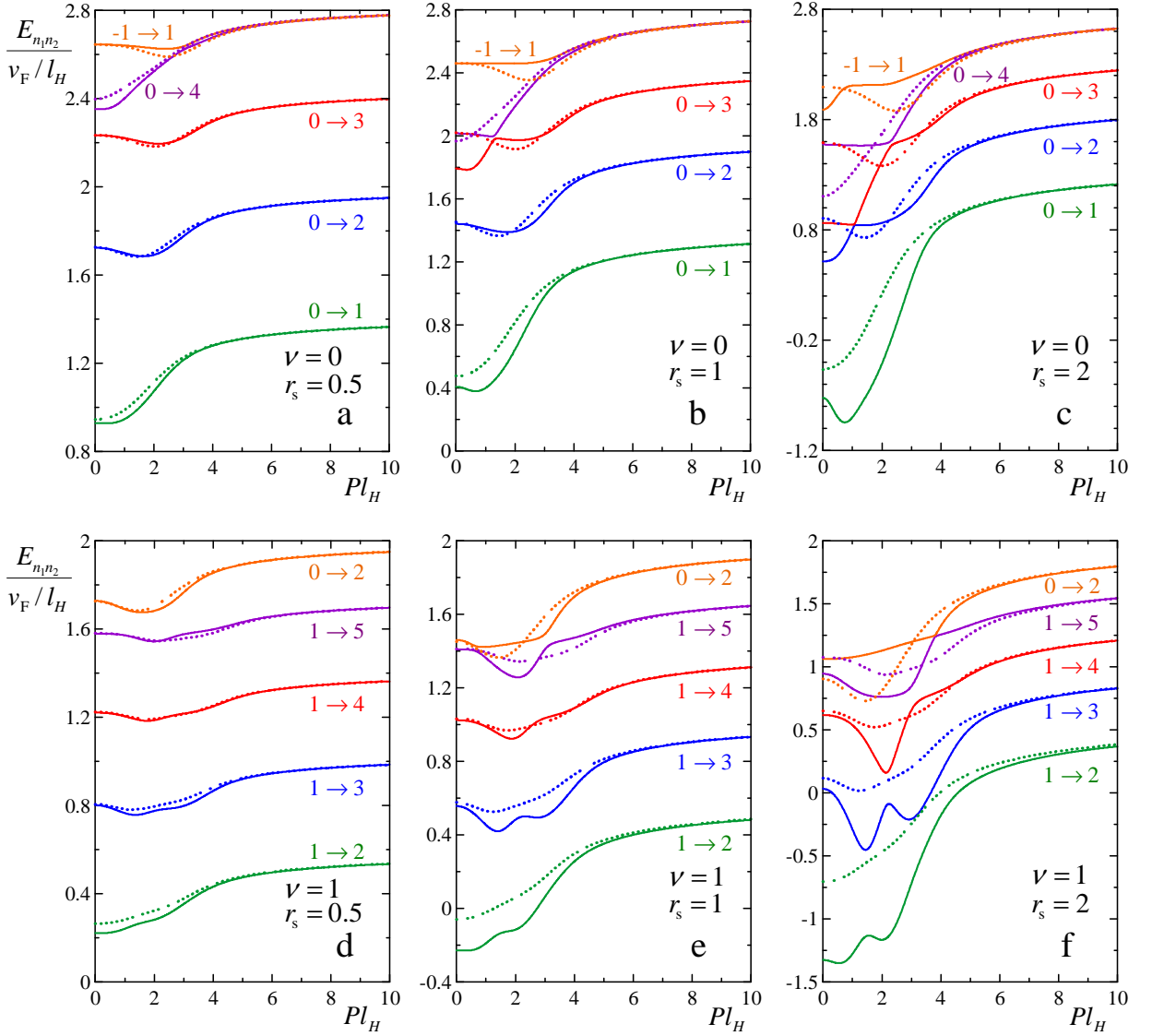


FIG. 1. Magnetoexciton dispersions $E_{n_1 n_2}(P)$, calculated in the first order in Coulomb interaction (dotted lines) and with taking into account mixing between 16 low-lying magnetoexciton states (solid lines). The dispersions are calculated at different filling factors ν and different r_s : (a) $\nu = 0$, $r_s = 0.5$, (b) $\nu = 0$, $r_s = 1$, (c) $\nu = 0$, $r_s = 2$, (d) $\nu = 1$, $r_s = 0.5$, (e) $\nu = 1$, $r_s = 1$, (f) $\nu = 1$, $r_s = 2$. Dispersions of 5 lowest-lying magnetoexciton states $n_2 \rightarrow n_1$, indicated near the corresponding curves, are shown.

be attributed to Coulomb interaction between electron and hole, separated by the average distance $r_0 \propto P$.

Calculations of magnetoexciton dispersions in the first order in Coulomb interaction (14) have been performed in several works [20–24]. However, such calculations are well-justified only at small enough r_s , i.e. at large ε . When $\varepsilon \sim 1$ (this is achievable in experiments with suspended graphene [42–45]), the role of virtual electron transitions between different Landau levels can be significant.

To take into account Landau level mixing, we should perform diagonalization of full Hamiltonian of Coulomb interacting electrons in some basis of magnetoexcitonic states $\Psi_{\mathbf{P} n_1 n_2}$, where electron Landau levels $n_1 > \nu$ are

unoccupied and hole Landau levels $n_2 \leq \nu$ are occupied. To obtain eigenvalues of the Hamiltonian, we need to solve the equation:

$$\det \left\| \delta_{n'_1 n_1} \delta_{n'_2 n_2} (E_{n_1 n_2}^{(0)} - E) + \langle \Psi_{\mathbf{P} n'_1 n'_2} | V | \Psi_{\mathbf{P} n_1 n_2} \rangle \right\| = 0. \quad (15)$$

We can constrain our basis to N^2 terms, involving N Landau levels for electron ($n_1 = \nu + 1, \dots, \nu + N$) and N Landau levels for a hole ($n_2 = \nu, \dots, \nu - N + 1$). Since the Hamiltonian commutes with magnetic momentum \mathbf{P} , the procedure of diagonalization can be performed independently at different values of \mathbf{P} , resulting in dispersions

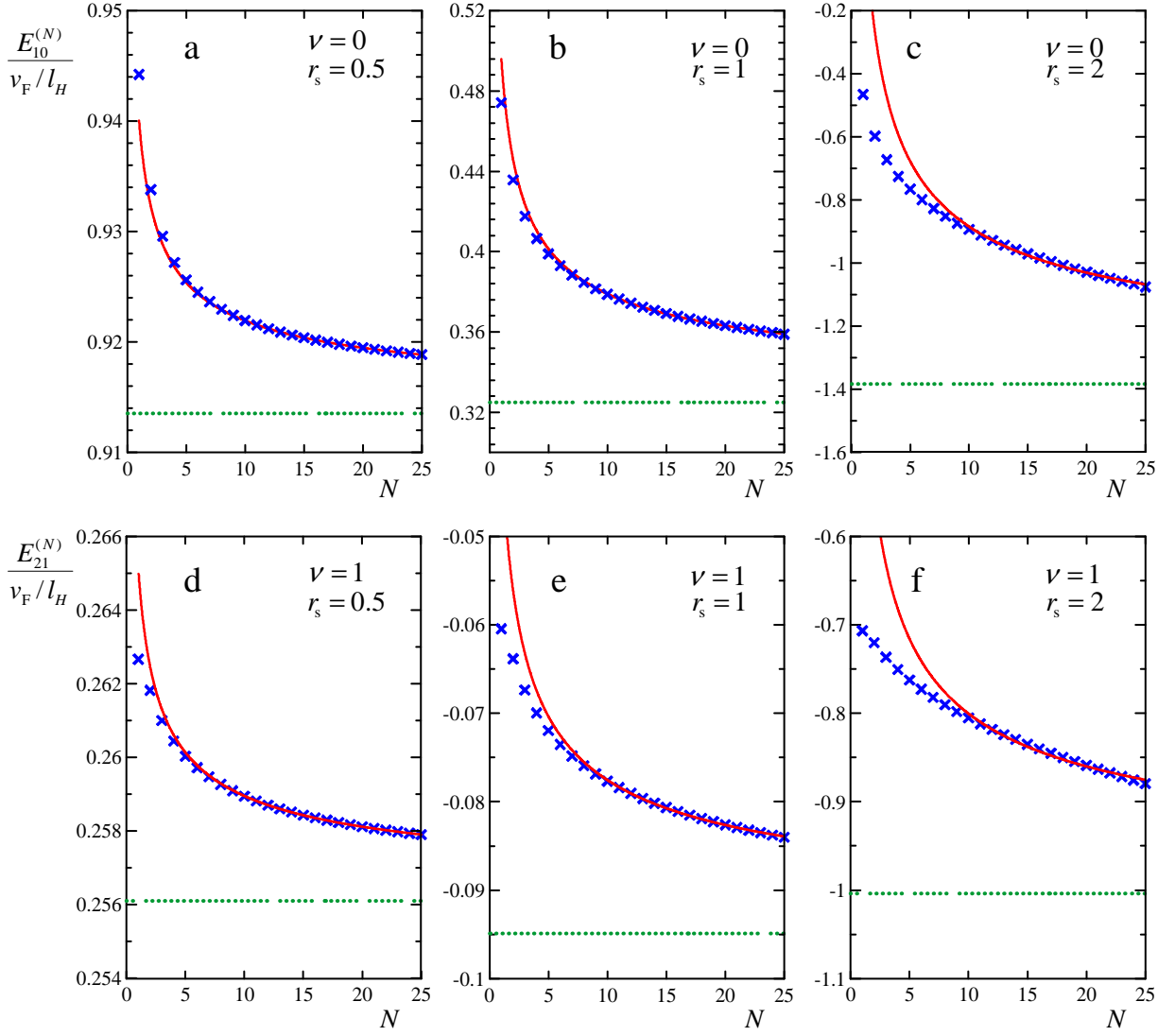


FIG. 2. Magnetoexciton energies at rest $E_{n_1 n_2}^{(N)}(P=0)$, calculated with taking into account N electron and N hole Landau levels, with stepwise increasing N (crosses). The fits to these energies with inverse-square-root function (solid lines) and limiting values of $E_{n_1 n_2}^{(N)}(P=0)$ at $N \rightarrow \infty$ (dotted lines) are also shown. The results are presented for different filling factors ν and different r_s : (a) $\nu=0$, $r_s=0.5$, (b) $\nu=0$, $r_s=1$, (c) $\nu=0$, $r_s=2$, (d) $\nu=1$, $r_s=0.5$, (e) $\nu=1$, $r_s=1$, (f) $\nu=1$, $r_s=2$.

$E_{n_1 n_2}^{(N)}(P)$ of magnetoexcitons, affected by a mixing between N electron and N hole Landau levels.

We present in Fig. 1 dispersion relations for 5 lowest magnetoexciton states, calculated with and without taking into account the mixing between 16 lowest-energy states. The results are shown for Landau level fillings $\nu=0$ and $\nu=1$, and for different values of r_s . Close to $P=0$, magnetoexciton can be described as a composite particle with parabolic dispersion, characterized by some effective mass $M_{n_1 n_2} = [d^2 E_{n_1 n_2}(P)/dP^2]^{-1}|_{P=0}$. At large P , the Coulomb interaction weakens and the dispersions tend to the energies of one-particle excitations (12). However, the dispersion can be rather complicated structure with several minima and maxima at intermediate momenta $P \sim l_H^{-1}$.

We see that the mixing at small r_s has a weak effect on

the dispersions (solid and dotted lines are very close in Fig. 1(a,d)). However, at $r_s \sim 1$ the mixing changes the dispersions significantly. We can observe avoided crossings between dispersions of different magnetoexcitons, and even reversal of a sign of magnetoexciton effective masses (see Fig. 1(b,c,e,f)). Also we see that the high levels are more strongly mixed than the low-lying ones. Similar results were presented in [20] for $r_s = 0.73$ with conclusion that the mixing is weak.

As we see, at large r_s the mixing of several Landau levels already strongly changes magnetoexciton dispersions. Important question arises here: how many Landau levels should we take into account to achieve convergency of results? To answer this question, we perform diagonalization of the type (15), increasing step-by-step a quantity N of electron and hole Landau levels. For simplicity, we

perform these calculations at $P = 0$ only. Energies of magnetoexcitons at rest, renormalized by electron interactions due to breakdown of the Kohn theorem, are the most suitable to be observed in optical experiments.

The results of such calculations of $E_{n_1 n_2}^{(N)}(P = 0)$ as functions of N are shown in Fig. 2 by cross points. We found semi-analytically that eigenvalues of the Hamiltonian under consideration should approach a dependence

$$E_{n_1 n_2}^{(N)} \approx E_{n_1 n_2}^{(\infty)} + \frac{C_{n_1 n_2}}{\sqrt{N}} \quad (16)$$

at large N . We fitted the numerical results by this dependence and thus were able to find the limiting values $E_{n_1 n_2}^{(\infty)}$ of magnetoexciton energies with infinite number of Landau levels taken into account.

We see in Fig. 2 that the differences between magnetoexciton energies calculated in the first order in Coulomb interaction (the crosses at $N = 1$) and the energies calculated with taking into account mixing between all Landau levels (dotted lines) are very small at $r_s = 0.5$ (Fig. 2(a,b)), moderate at $r_s = 1$ (Fig. 2(b,e)) and very large at $r_s = 2$ (Fig. 2(c,f)). Since convergency of the inverse-square-root function is very slow, even the mixing of rather large (of the order of tens) number of Landau levels is not sufficient to obtain reliable results for magnetoexciton energies, as clearly seen in the Fig. 2.

Note that the mixing increases magnetoexciton binding energies, similarly to results on magnetoexcitons in semiconductor quantum wells [46, 47].

III. MAGNETOPLASMONS

Magnetoplasmons are collective excitations of electron gas in magnetic field, occurring as poles of density-to-density response function. In the random phase approximation, dispersion of magnetoplasmon is determined as a root of the equation

$$1 - V(q)\Pi(q, \omega) = 0, \quad (17)$$

where $V(q) = 2\pi e^2/\varepsilon q$ is the two-dimensional Fourier transform of Coulomb interaction and $\Pi(q, \omega)$ is a polarization operator (or polarizability). Polarization operator for graphene in magnetic field can be expressed using magnetoexciton wave functions (11) and energies (12) (see also [18, 31, 33–37]):

$$\Pi(q, \omega) = g \sum_{n_1 n_2} \frac{f_{n_2} - f_{n_1}}{\omega - E_{n_1 n_2}^{(0)} + i\delta} F_{n_1 n_2}(q), \quad (18)$$

$$F_{n_1 n_2}(q) = \Phi_{n_1 n_2}^+(ql_H^2) \times \begin{pmatrix} 1 & 0 & 0 & 1 \\ 0 & 0 & 0 & 0 \\ 0 & 0 & 0 & 0 \\ 1 & 0 & 0 & 1 \end{pmatrix} \Phi_{n_1 n_2}(ql_H^2), \quad (19)$$

where $g = 4$ is the degeneracy factor and f_n is the occupation number for the n -th Landau level, i.e. $f_n = 1$

at $n \leq \nu$ and $f_n = 0$ at $n > \nu$ (we neglect temperature effects since typical separation between Landau levels in graphene in quantizing magnetic field is of the order of room temperature [10]). The matrix between magnetoexcitonic wave functions in (19) ensures that electron and hole belong to the same sublattice, that is needed for Coulomb interaction in exchange channel treated as annihilation of electron and hole in one point of space and subsequent creation of electron-hole pair in another point.

Unlike electron gas without magnetic field, having a single plasmon branch, Eqs. (17)–(19) give an infinite number of solutions $\omega = \Omega_{n_1 n_2}(q)$, each of them can be attributed to specific inter-Landau level transition $n_2 \rightarrow n_1$, affected by Coulomb interaction [18, 36, 37]. Note that at $q \rightarrow 0$, when Coulomb interaction $V(q)$ becomes weak, dispersion of each magnetoplasmon branch $\Omega_{n_1 n_2}(q)$ tends to the corresponding single-particle excitation energy $E_{n_1 n_2}^{(0)}$.

At $r_s \ll 1$, we can suppose that magnetoplasmon energy $\Omega_{n_1 n_2}(q)$ does not differ significantly from the single-particle energy $E_{n_1 n_2}^{(0)}$. In this case a dominant contribution to the sum in (18) comes from the term with the given n_1 and n_2 . Neglecting all other terms, we can write (18) as

$$\Pi(q, \omega) \approx g \frac{F_{n_1 n_2}(q)}{\omega - E_{n_1 n_2}^{(0)} + i\delta}, \quad (20)$$

and from (17) we obtain an approximation to plasmon dispersion in the first order in the Coulomb interaction:

$$\Omega_{n_1 n_2}(q) \approx E_{n_1 n_2}^{(0)} + gV(q)F_{n_1 n_2}(q). \quad (21)$$

Magnetoplasmons in graphene were considered without taking into account Landau level mixing in a manner of Eq. (21) in the works [20, 38]. Other authors [21, 24, 33] took into account several Landau levels, and the others [34–37] performed full summation in the framework of the random phase approximation (17)–(19) to calculate magnetoplasmon dispersions.

Here we state the question: how many Landau levels one should take into account to calculate magnetoplasmon spectrum with sufficient accuracy? To answer it, we performed calculations with successive taking into account increasing number of Landau levels at different ν and r_s . In Fig. 3, dispersions of magnetoplasmons in graphene calculated numerically are shown. Results obtained without taking into account Landau level mixing, with taking into account a mixing of two or three lowest Landau levels and with taking into account all Landau levels are plotted with different line styles.

As we see, even taking into account the mixing between 2 Landau levels changes the dispersions considerably (see the differences between solid and short dash lines in Fig. 3). However, the calculations with mixing between 3 Landau levels (long dash lines) are already close to the exact results (dotted lines), except for the high-lying magnetoplasmon modes. It is also seen, that

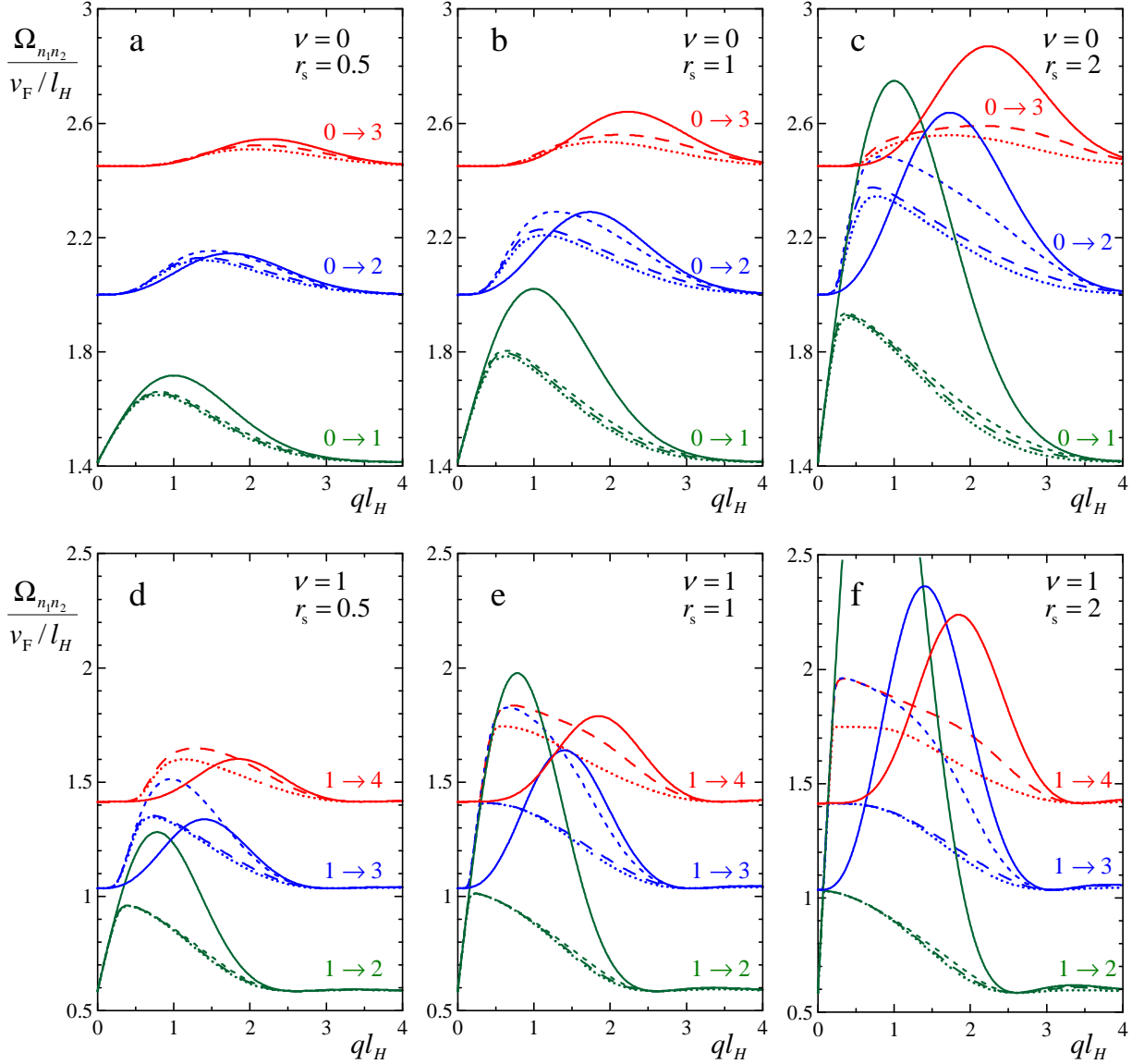


FIG. 3. Magnetoplasmon energies $\Omega_{n_1 n_2}$, calculated in the lowest Landau level approximation (solid lines), with taking into account mixing between 2 (short dash lines) and 3 (long dash lines) Landau levels of electron and hole, and with taking into account mixing between all Landau levels (dotted lines). The results are presented for different filling factors ν and different r_s : (a) $\nu = 0$, $r_s = 0.5$, (b) $\nu = 0$, $r_s = 1$, (c) $\nu = 0$, $r_s = 2$, (d) $\nu = 1$, $r_s = 0.5$, (e) $\nu = 1$, $r_s = 1$, (f) $\nu = 1$, $r_s = 2$. Dispersions of 3 lowest-lying magnetoplasmon modes $n_2 \rightarrow n_1$, indicated near the corresponding curves, are shown.

the mixing considerably changes the dispersions even at moderate r_s (see, e.g., Fig. 3(d) at $r_s = 0.5$). Note that the mixing usually decrease magnetoplasmon energies and does not affect the long-wavelength linear asymptotics of their dispersions.

Therefore we conclude here that convergency of magnetoplasmon dispersions is rather fast upon increasing a number of Landau levels taken into account. Several lowest Landau levels are sufficient to obtain rather accurate results. On the other hand, calculations in the lowest Landau level approximation, i.e. without taking into account the mixing, can give inaccurate results, especially in a region of intermediate momenta $q \sim l_H^{-1}$.

IV. CONCLUSIONS

We studied influence of Landau level mixing in graphene in quantizing magnetic field on properties of elementary excitations — magnetoexcitons and magnetoplasmons — in this system. Virtual transitions between Landau levels, caused by Coulomb interaction, can change dispersions of the excitations in comparison with the lowest Landau level approximation.

Strength of Coulomb interaction and thus a degree of Landau level mixing can be characterized by dimensionless parameter r_s , dependent in the case of graphene only on dielectric permittivity of surrounding medium. By

embedding graphene in different environments, one can change r_s from small values to $r_s \approx 2$ [48].

We calculated dispersions of magnetoexcitons in graphene and showed that the mixing even between few Landau levels can change significantly the dispersion curves at $r_s > 1$. However, at small r_s the role of the mixing is negligible, in agreement with the other works [20, 25]. Then the question about convergency of such calculations upon increasing a number of involved Landau levels have been raised.

We performed calculations of magnetoexciton energies at rest with taking into account stepwise increasing number of Landau levels and found their inverse-square-root asymptotics. By evaluating limiting values of these asymptotics, we calculated magnetoexciton energies with infinite number of Landau levels taken into account. We demonstrated that influence of remote Landau levels of magnetoexciton energies is strong, especially at large r_s . Also it was found that calculations with taking into account even several Landau levels provide results, rather far from exact ones.

Also dispersion relations of magnetoplasmons in graphene were calculated in the random phase approximation with taking into account different numbers of Landau levels. We showed that even few Landau levels for electron and hole are sufficient to obtain accurate results, however the lowest Landau level approximation (i.e. calculations without taking into account the mixing) provide inaccurate results, especially for intermediate momenta and high-lying magnetoplasmon modes.

In our study, we completely disregarded renormaliza-

tion of single-particle energies due to exchange with filled Landau levels in the valence band of graphene, since this question was considered elsewhere [20, 21, 24, 29, 39]. In our article, we focused on the role of Coulomb interaction in the electron-hole channel only. In this context, an important result of our work is that breakdown of the Kohn theorem in graphene leads to strong corrections of magnetoexciton energies not only due to exchange self-energies, but also due to virtual transitions caused by Coulomb interaction between electron and hole.

We considered magnetoexcitons in the ladder approximation and magnetoplasmons in the random phase approximations without taking into account vertex corrections and screening. Estimating the role of these factors, especially in the strong-interacting regime at large r_s , is a difficult task and will be postponed for future studies.

The results obtained in this work should be relevant for magneto-optical spectroscopy of graphene [27, 28, 30, 49–51] and for the problem of Bose-condensation of magnetoexcitons [52–54]. Excitonic lines in optical absorption or Raman spectra of graphene can give experimental information about energies of elementary excitations. Magnetoexcitons and magnetoplasmons can be observed also as constituents of various hybrid modes — polaritons [55], trions [56], Bernstein modes [57] or magnetophonon resonances [58].

The work was supported by grants of Russian Foundation for Basic Research and by the grant of the President of Russian Federation for Young Scientists MK-5288.2011.2. One of the authors (A.A.S.) also acknowledges support from the Dynasty Foundation.

-
- [1] K von Klitzing, “The quantized hall effect,” *Rev. Mod. Phys.* **58**, 519–531 (1986).
 - [2] H L Stormer, D C Tsui, and A C Gossard, “The fractional quantum hall effect,” *Rev. Mod. Phys.* **71**, S298–S305 (1999).
 - [3] S Das Sarma and A Pinczuk, *Perspectives in quantum Hall effects* (Wiley, New York, 1997).
 - [4] T Ando, A B Fowler, and F Stern, “Electronic properties of two-dimensional systems,” *Rev. Mod. Phys.* **54**, 437–672 (1981).
 - [5] K S Novoselov, A K Geim, S V Morozov, D Jiang, Y Zhang, S V Dubonos, I V Grigorieva, and A A Firsov, “Electric field effect in atomically thin carbon films,” *Science* **306**, 666–669 (2004).
 - [6] K S Novoselov, A K Geim, S V Morozov, D Jiang, M I Katsnelson, I V Grigorieva, S V Dubonos, and A A Firsov, “Two-dimensional gas of massless dirac fermions in graphene,” *Nature* **438**, 197–200 (2005).
 - [7] A H Castro Neto, F Guinea, N M R Peres, K S Novoselov, and A K Geim, “The electronic properties of graphene,” *Rev. Mod. Phys.* **80**, 109–162 (2009).
 - [8] Yu E Lozovik, S P Merkulova, and A A Sokolik, “Collective electron phenomena in graphene,” *Phys.-Usp.* **51**, 727–748 (2008).
 - [9] D S L Abergel, V Apalkov, J Berashevich, K Ziegler, and T Chakraborty, “Properties of graphene: A theoretical perspective,” *Adv. in Phys.* **59**, 261–482 (2010).
 - [10] K S Novoselov, Z Jiang, Y Zhang, S V Morozov, H L Stormer, U Zeitler, G S Maan, J Cand Boebinger, P Kim, and A K Geim, “Room-temperature quantum hall effect in graphene,” *Science* **315**, 1379–1379 (2007).
 - [11] L D Landau and E M Lifshitz, *Quantum mechanics, 3rd edition* (Butterworth-Heinemann, New York, 1981).
 - [12] Y Zheng and T Ando, “Hall conductivity of a two-dimensional graphite system,” *Phys. Rev. B* **65**, 245420 (2002).
 - [13] V P Gusynin and S G Sharapov, “Unconventional integer quantum hall effect in graphene,” *Phys. Rev. Lett.* **95**, 146801 (2005).
 - [14] C Kallin and B I Halperin, “Excitations from a filled landau level in the two-dimensional electron gas,” *Phys. Rev. B* **30**, 5655–5668 (1984).
 - [15] D Lai, “Matter in strong magnetic fields,” *Rev. Mod. Phys.* **73**, 629–661 (2001).
 - [16] I V Lerner and Yu E Lozovik, “Mott exciton in a quasi-two-dimensional semiconductor in a strong magnetic field,” *Sov. Phys. JETP* **51**, 588–592 (1980).
 - [17] A B Dzyubenko and Yu E Lozovik, “Symmetry of hamiltonians of quantum two-component systems: condensate of composite particles as an exact eigenstate,” *J. Phys. A: Math. Gen.* **24**, 415–424 (1991).
 - [18] M O Goerbig, “Electronic properties of graphene in a

- strong magnetic field,” *cond-mat/1004.3396v3*.
- [19] I V Lerner and Yu E Lozovik, “Two-dimensional electron-hole system in a strong magnetic field as an almost ideal exciton gas,” *Sov. Phys. JETP* **53**, 763–770 (1981).
 - [20] A Iyengar, J Wang, H A Fertig, and L Brey, “Excitations from filled landau levels in graphene,” *Phys. Rev. B* **75**, 125430 (2007).
 - [21] Yu A Bychkov and G Martinez, “Magnetoplasmon excitations in graphene for filling factors $\nu \leq 6$,” *Phys. Rev. B* **77**, 125417 (2008).
 - [22] Yu E Lozovik, A A Sokolik, and M Willander, “Collective phases and magnetoexcitons in graphene,” *Phys. Stat. Sol. A* **206**, 927–930 (2009).
 - [23] Z G Koinov, “Magnetoexciton dispersion in graphene bilayers embedded in a dielectric,” *Phys. Rev. B* **79**, 073409 (2009).
 - [24] R Roldán, J-N Fuchs, and M O Goerbig, “Spin-flip excitations, spin waves, and magnetoexcitons in graphene landau levels at integer filling factors,” *Phys. Rev. B* **82**, 205418 (2010).
 - [25] C-H Zhang and Y N Joglekar, “Influence of landau-level mixing on wigner crystallization in graphene,” *Phys. Rev. B* **77**, 205426 (2008).
 - [26] W Kohn, “Cyclotron resonance and de haas-van alphen oscillations of an interacting electron gas,” *Phys. Rev.* **123**, 1242–1244 (1961).
 - [27] Z Jiang, E A Henriksen, L C Tung, Y-J Wang, M E Schwartz, M Y Han, P Kim, and H L Stormer, “Infrared spectroscopy of landau levels of graphene,” *Phys. Rev. Lett.* **98**, 197403 (2007).
 - [28] E A Henriksen, P Cadden-Zimansky, Z Jiang, Z Q Li, L-C Tung, M E Schwartz, M Takita, Y-J Wang, P Kim, and H L Stormer, “Interaction-induced shift of the cyclotron resonance of graphene using infrared spectroscopy,” *Phys. Rev. Lett.* **104**, 067404 (2010).
 - [29] K Shizuya, “Many-body corrections to cyclotron resonance in monolayer and bilayer graphene,” *Phys. Rev. B* **81**, 075407 (2010).
 - [30] M Orlita and M Potemski, “Dirac electronic states in graphene systems: optical spectroscopy studies,” *Semicond. Sci. Technol.* **25**, 063001 (2010).
 - [31] P K Pyatkovskiy and V P Gusynin, “Dynamical polarization of graphene in a magnetic field,” *Phys. Rev. B* **83**, 075422 (2011).
 - [32] K W Chiu and J J Quinn, “Plasma oscillations of a two-dimensional electron gas in a strong magnetic field,” *Phys. Rev. B* **9**, 4724–4732 (1974).
 - [33] K Shizuya, “Electromagnetic response and effective gauge theory of graphene in a magnetic field,” *Phys. Rev. B* **75**, 245417 (2007).
 - [34] M Tahir and K Sabeeh, “Inter-band magnetoplasmons in mono- and bilayer graphene,” *J. Phys.: Condens. Matter* **20**, 425202 (2008).
 - [35] O L Berman, G Gumbs, and Yu E Lozovik, “Magnetoplasmons in layered graphene structures,” *Phys. Rev. B* **78**, 085401 (2008).
 - [36] R Roldán, J-N Fuchs, and M O Goerbig, “Collective modes of doped graphene and a standard two-dimensional electron gas in a strong magnetic field: Linear magnetoplasmons versus magnetoexcitons,” *Phys. Rev. B* **80**, 085408 (2008).
 - [37] R Roldán, M O Goerbig, and J-N Fuchs, “The magnetic field particle-hole excitation spectrum in doped graphene and in a standard two-dimensional electron gas,” *Semicond. Sci. Technol.* **25**, 034005 (2010).
 - [38] A M Fischer, R A Römer, and A B Dzyubenko, “Magnetoplasmons and su(4) symmetry in graphene,” *J. Phys.: Conf. Ser.* **286**, 012054 (2011).
 - [39] Y Barlas, W-C Lee, K Nomura, and A H MacDonald, “Renormalized landau levels and particle-hole symmetry in graphene,” *Int. J. Mod. Phys. B* **23**, 2634–2640 (2009).
 - [40] L P Gor’kov and I E Dzyaloshinskii, “Contribution to the theory of the mott exciton in a strong magnetic field,” *Sov. Phys. JETP* **26**, 449–453 (1968).
 - [41] Yu E Lozovik and A M Ruvinsky, “Magnetoexcitons in coupled quantum wells,” *Phys. Lett. A* **227**, 271–284 (1997).
 - [42] K I Bolotin, K J Sikes, Z Jiang, M Klima, G Fudenberg, J Hone, P Kim, and H L Stormer, “Ultrahigh electron mobility in suspended graphene,” *Solid State Commun.* **146**, 351–355 (2008).
 - [43] F Ghahari, Y Zhao, P Cadden-Zimansky, K Bolotin, and P Kim, “Measurement of the $\nu=1/3$ fractional quantum hall energy gap in suspended graphene,” *Phys. Rev. Lett.* **106**, 046801 (2011).
 - [44] D C Elias, R V Gorbachev, A S Mayorov, S V Morozov, A A Zhukov, P Blake, L A Ponomarenko, I V Grigorieva, K S Novoselov, F Guinea, and A K Geim, “Dirac cones reshaped by interaction effects in suspended graphene,” *Nature Phys.* **7**, 701–704 (2011).
 - [45] K R Knox, A Locatelli, M B Yilmaz, D Cvetko, T O Menten, M A Nino, P Kim, A Morgante, and R M Osgood, “Making angle-resolved photoemission measurements on corrugated monolayer crystals: Suspended exfoliated single-crystal graphene,” *Phys. Rev. B* **84**, 115401 (2011).
 - [46] S A Moskalenko, M A Liberman, P I Khadzhi, E V Dumanov, Ig V Podlesny, and V Boğan, “Influence of excited landau levels on a two-dimensional electron-hole system in a strong perpendicular magnetic field,” *Solid State Commun.* **140**, 236–239 (1996).
 - [47] S A Moskalenko, M A Liberman, P I Khadzhi, E V Dumanov, Ig V Podlesny, and V Boğan, “Influence of coulomb scattering of electrons and holes between landau levels on energy spectrum and collective properties of two-dimensional magnetoexcitons,” *Physica E* **39**, 137–149 (2007).
 - [48] L A Ponomarenko, R Yang, T M Mohiuddin, M I Katsnelson, K S Novoselov, S V Morozov, A A Zhukov, F Schedin, E W Hill, and A K Geim, “Effect of a high- κ environment on charge carrier mobility in graphene,” *Phys. Rev. Lett.* **102**, 206603 (2009).
 - [49] M L Sadowski, G Martinez, M Potemski, C Berger, and W A de Heer, “Magnetospectroscopy of epitaxial few-layer graphene,” *Solid State Commun.* **143**, 123–125 (2007).
 - [50] O Kashuba and V I Fal’ko, “Signature of electronic excitations in the raman spectrum of graphene,” *Phys. Rev. B* **80**, 241404(R) (2009).
 - [51] A J M Giesbers, U Zeitler, M I Katsnelson, L A Ponomarenko, T M Mohiuddin, and Maan J C, “Quantum-hall activation gaps in graphene,” *Phys. Rev. Lett.* **99**, 206803 (2007).
 - [52] O L Berman, Yu E Lozovik, and G Gumbs, “Bose-einstein condensation and superfluidity of magnetoexcitons in bilayer graphene,” *Phys. Rev. B* **77**, 155433 (2008).

- [53] D V Fil and Kravchenko L Yu, “Superfluid state of magnetoexcitons in double layer graphene structures,” AIP Conf. Proc. **1198**, 34–41 (2009).
- [54] A I Bezuglyĭ, “Dynamical equation for an electron-hole pair condensate in a system of two graphene layers,” Low Temp. Phys. **36**, 236–242 (2010).
- [55] O L Berman, R Ya Kezerashvili, and Yu E Lozovik, “Bose-einstein condensation of trapped polaritons in two-dimensional electron-hole systems in a high magnetic field,” Phys. Rev. B **80**, 115302 (2009).
- [56] A M Fischer, R A Römer, and A B Dzyubenko, “Symmetry content and spectral properties of charged collective excitations for graphene in strong magnetic fields,” Europhys. Lett. **92**, 37003 (2010).
- [57] R Roldán, M O Goerbig, and J-N Fuchs, “Theory of bernstein modes in graphene,” Phys. Rev. B **83**, 205406 (2011).
- [58] M O Goerbig, J-N Fuchs, K Kechedzhi, and V I Fal’ko, “Filling-factor-dependent magnetophonon resonance in graphene,” Phys. Rev. Lett. **99**, 087402 (2007).