

## Accelerating QDP++/Chroma on GPUs

---

**Frank Winter\***

*School of Physics and Astronomy, University of Edinburgh, Edinburgh EH9 3JZ, UK*

*E-mail: frank.winter@ed.ac.uk*

Extensions to the C++ implementation of the QCD Data Parallel Interface are provided enabling acceleration of expression evaluation on NVIDIA GPUs. Single expressions are off-loaded to the device memory and execution domain leveraging the Portable Expression Template Engine and using Just-in-Time compilation techniques. Memory management is automated by a software implementation of a cache controlling the GPU's memory. Interoperability with existing Krylov space solvers is demonstrated and special attention is paid on 'Chroma readiness'. Non-kernel routines in lattice QCD calculations typically not subject of hand-tuned optimisations are accelerated which can reduce the effects otherwise suffered from Amdahl's Law.

*The XXIX International Symposium on Lattice Field Theory, Lattice 2011  
July 10-16, 2011  
Squaw Valley, Lake Tahoe, California*

---

\*Speaker.

## 1. Introduction

Graphic Processing Units (GPUs) are getting increasingly important as target architectures in scientific High Performance Computing (HPC). The massively parallel architecture for floating-point arithmetic together with a very high bandwidth to device-local memory make GPUs interesting not only for compute-intensive but also for data-intensive applications.

NVIDIA established the Compute Unified Device Architecture (CUDA) as a parallel computing architecture controlling and making use of the compute power of their GPUs. Now in its 4th major software iteration mature support of most of the C++ language features (like templates) is provided making it an interesting platform also for software projects employing meta-programming techniques.

Within the U.S. SciDAC initiative a unified programming environment was developed – the QCD Application Programming Interface (API) [1]. This API enables lattice QCD scientists to implement portable software achieving a high level of software sustainability. Part of this API is QDP++, the C++ implementation of the QCD Data Parallel Interface, which provides data parallel types and expressions suitable for lattice field theory. The very successful lattice QCD software suite Chroma builds on top of QDP++ where implementations for a large range of hardware architectures exist [2]. High efficiency is provided through a flexible interface that permits specialised compute kernels to be applied [3]. QDP++ makes substantial use of template meta-programming techniques to provide Domain Specific Language (DSL) abstractions for this problem domain. Through usage of the Portable Expression Templates Engine (PETE) QDP++ provides user expressions that look similar to their mathematical counterparts.

PETE is a portable implementation of the Expression Template (ET) technique [4, 5] – a technique that can be used to implement vector expressions without relying on vector sized temporaries. PETE’s portability concepts include abstractions for a flexible return type system and user defined expression tree traversals. However, PETE and so QDP++ do not support heterogeneous multicore architectures with separate memory and execution domains.

This work extends QDP++/Chroma to make use of NVIDIA’s CUDA as the target architecture for expression evaluation. A single expression is off-loaded to the device memory and execution domain by dynamically generating a CUDA kernel and using Just-in-Time (JIT) compilation techniques. Special attention is paid on ‘Chroma readiness’ meaning that a successful build of Chroma on top of the extended QDP++ is possible.

## 2. Related Work

Efforts similar to this work are undergone at Jefferson Lab [6]. This underlines the necessity of this approach.

A similar ET reconstruction on GPUs using CUDA was previously reported [7]. Pointers to the vector’s data are passed to the CUDA kernel as function arguments and the NVIDIA compiler called just-in-time. Memory management was not addressed and circumvented by using the Thrust library featured by CUDA.

In previous work QDP++/Chroma was extended in a similar way targeted to a different heterogeneous multicore architecture, the Cell processor and QPACE [8, 9].

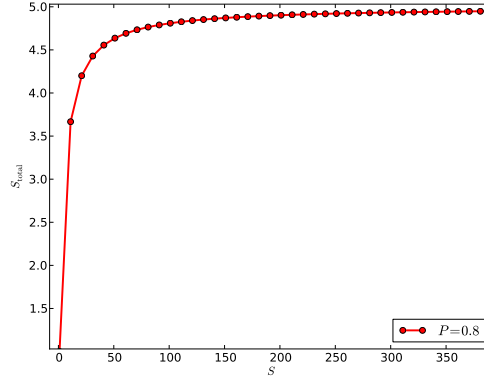


Figure 1: Amdahl's Law: Total speedup factor against speed up factor for program fraction  $P = 0.8$ .

### 3. Lattice QCD, GPUs and Amdahl's Law

Lattice QCD calculations divide into two parts, the generation of background field configurations and the computation of observables on these configurations, the so-called analysis part. The computationally most intensive part of the analysis part is the inversion of the fermion matrix. Although heavily dependent on the simulation parameters the vast majority of the total amount of floating-point operations carried out during the analysis is spent for inverting the large sparse fermion matrix. The rest of the floating-point operations are spent on non-kernel routines like smearing, quark contractions, etc.

It is natural to spend most optimisation work on the inverter part. A highly optimised library (QUDA) for the fermion matrix inversion for NVIDIA GPUs is available [10–12]. These inverters provide speedup factors of over  $S \geq 30$  compared to an inversion carried out on the CPU, see a later section for benchmark results.

However, Amdahl's law states that a program fraction  $P$  subject to acceleration with the ac-

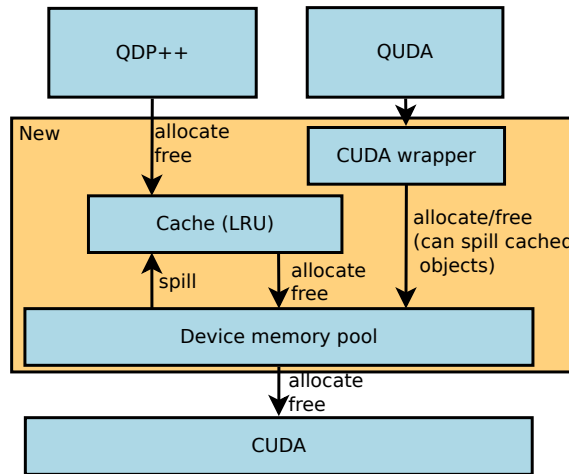


Figure 2: Software cache controlling the device memory pool and QUDA integration.

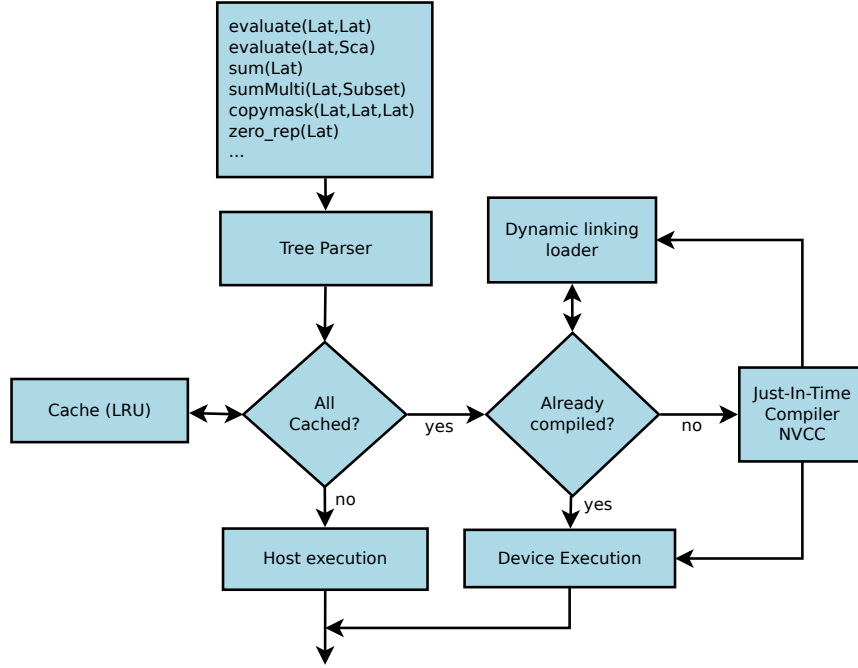


Figure 3: JIT control flow. The tree parser generates at runtime GPU code and a list of lattice objects. The cache is queried for availability of all objects on the device. JIT compilation and device execution is triggered accordingly or alternatively host execution.

cording program part sped up by a factor  $S$  gains a total speedup factor of

$$S_{\text{total}} = \frac{1}{(1-P) + \frac{P}{S}}. \quad (3.1)$$

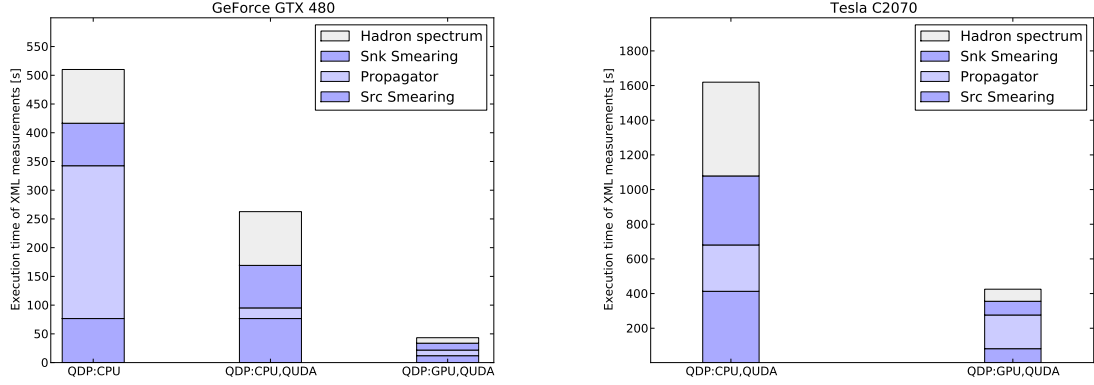
For a very high speedup factor  $S \rightarrow \infty$  the total speedup factor is limited by the fraction  $S_{\text{total}} = 1/(1-P)$ . Fig. 1 shows  $S_{\text{total}}$  over  $S$  for  $P = 0.8$ . To further increase  $S_{\text{total}}$  one needs to increase  $P$ .

## 4. QDP++ Extensions for GPUs

To further increase  $P$  in case of Chroma one can either implement more hand-tuned versions of non-kernel routines or target on the underlying library QDP++. Targeting on QDP++ by adding design extensions for GPU support is advantageous since this approach results in a more general solution. General in the sense that the user is not restricted to specific non-kernel routines.

### 4.1 Memory Management

The bandwidth between host and device memory domain represents a major bottleneck. Since lattice objects are typically more often referenced than just once in a particular set of expressions minimising these transfers can be accomplished by an implementation of a software cache controlling the memory domain affiliation of individual lattice objects. Provided with enough device memory re-referencing lattice objects does not trigger transferring them again.



(a) GeForce GTX 480, lattice size  $16^3 \times 32$ ,  $\kappa = 0.13420$ ,  $\beta = 5.20$ , (SP): Left bar: MI, SRC, SNK, HAD(CPU) Mid-  
dle bar: MI(GPU), SRC, SNK, HAD(CPU) Right bar: MI, SRC, SNK, HAD(GPU).  
(b) Tesla C2070, lattice size  $24^3 \times 48$ ,  $\kappa = 0.13632$ ,  $\beta = 5.29$ , (SP): Left bar: MI(GPU), SRC, SNK, HAD(CPU) Right bar: MI, SRC, SNK, HAD(GPU).

Figure 4: Comparison of wall-clock execution times of Chroma reference runs. Source smearing (SRC), Matrix inversion (MI), Sink smearing (SNK), Hadron spectrum (HAD).

Fig. 2 shows the functional principle. A pool manager allocates at program startup time a large portion of the GPU memory and delegates control to the cache. Upon dynamic memory allocation the caching algorithm spills if necessary the least recently used (LRU) object(s). This automates the memory management and application codes, e.g. Chroma, build without changes to the code.

#### 4.2 Just-in-Time Compilation

The expressions are not known at library development time. A dynamic code generator is implemented using PETE's user defined expression tree traversals (tree parser). Specialised leaf functors generate GPU code for references to lattice objects and collect memory addresses of involved lattice objects populating the parser list. Specialised actions for tree nodes then rebuild the operations and the structure of the expression.

Fig. 3 shows the JIT compilation control flow. Upon expression evaluation the tree parser generates GPU code for the expression and the parser list containing lattice objects. The cache is queried for availability of the lattice objects on the device. In case all objects are cached, i.e. available on the device, the availability of the CUDA kernel is queried via the dynamic linking loader. If no CUDA kernel for the expression can be found JIT compilation is triggered using NVIDIA's FrontEnd++ and the resulting kernel is dynamically loaded. Then device execution is started.

#### 4.3 QUDA Integration

Special emphasis is put on the interoperability of the memory management via the LRU cache and QUDA. QUDA makes use of CUDA's API to allocate device memory. Call wrappers are in place that redirect memory allocation calls to the device memory pool manager controlled by the LRU cache. Fig. 2 shows the interoperability of QUDA with the device memory pool. QUDA

memory allocation might first trigger cache spills, then memory allocation takes place via the pool manager. This permits QUDA and QDP++ sharing the same device memory pool and thus avoids the necessity to temporarily suspend QDP++ operation on the device during propagator calculation. As a side effect this speeds up the propagator calculation since residual calculation and solution reconstruction are implemented using QDP++.

## 5. Benchmark Results

Chroma was used for the benchmark measurements. Three configurations were used:

- QDP++ CPU, no QUDA
- QDP++ CPU, with QUDA
- QDP++ GPU, with QUDA

For each of these configurations the same set of calculations was carried out: Source creation, smearing, Propagator calculation (Wilson-Clover), sink smearing and hadron spectrum (mesonic and baryonic). Each of the individual calculation was timed separately.

Fig. 4 shows the comparison for the different configurations. Shown are the individual execution times (wall-clock) for the different Chroma measurements.

Fig. 4a refers to benchmark runs carried out on a NVIDIA GeForce GTX 480 (1.5GB device memory, consumer product). The left most bar represents the configurations with all calculations carried out on the CPU (Intel Xeon CPU, 4 cores, 2.27GHz). This result is to be compared to the middle bar showing the execution time of the configuration with QUDA, i.e. the matrix inversion uses the GPU and all remaining calculations carried out on the CPU. Even the speedup factor for the matrix inversion is about  $S \approx 30$  an overall speedup factor of only roughly  $S_{\text{total}} \approx 2$  is measured – non-kernel routines (smearing and hadron spectrum) start to dominate the total execution time. Note, however, that a rather large quark mass was chosen. The right bar shows the execution time when using the QDP++ with GPU evaluation. The remaining parts are accelerated and the execution time is significantly reduced. Also the propagator part achieved an additional speedup since residual calculation and solution reconstruction is implemented using QDP++. This leads to an overall speedup factor of more than  $S_{\text{total}} \geq 10$ .

Fig. 4b shows the benchmark results carried out on a NVIDIA Tesla C2070 (6GB device memory). In this run the quark mass was chosen to be smaller and the lattice size to be larger. The Chroma configuration with all parts carried out on the CPU was not measured. The left bar shows the execution time of using QUDA plus the remainder executed on the CPU. The right bar shows the according time for all parts executed on the GPU. Again non-kernel routines show a significant speedup factor.

## 6. Conclusion and Outlook

Acceleration of QDP++ expression evaluation was achieved using a single GPU. The results look encouraging to further advance this work. For now device memory accesses are not coalesced resulting in a bandwidth usage of only  $\approx 15 - 25$  GB/s (9 – 15% peak) on the benchmarked devices.

Initial testing with coalesced memory accesses achieved a much higher sustained bandwidth equivalent to a factor  $\approx 6 - 10$  higher. A single GPU is supported for now. Parallelisation to multiple GPUs per host and multiple hosts forms part of future work.

## 7. Code Availability

This QDP++ implementation with extensions for GPU evaluation is available at:

<https://github.com/fwinter/qdp>

A modified QUDA including call wrappers to QDP++ memory management is available at:

<https://github.com/fwinter/quda>

## 8. Acknowledgement

This research was supported by the Research Executive Agency (REA) of the European Union under Grant Agreement number PITN-GA-2009-238353 (ITN STRONGnet).

## References

- [1] SciDAC.  
URL <http://www.usqcd.org/software.html>
- [2] R. G. Edwards, B. Joó, The Chroma software system for lattice QCD, Nucl.Phys.Proc.Suppl. 140 (2005) 832. arXiv:hep-lat/0409003, doi:10.1016/j.nuclphysbps.2004.11.254.
- [3] P. A. Boyle, The BAGEL assembler generation library , Comp. Phys. Comm. 180 (2009) 2739.
- [4] S. Haney, J. Crotinger, S. Karmesin, S. Smith, Easy expression templates using PETE, the Portable Expression Template Engine, Technical Report LA-UR-99 (1999) 777.
- [5] T. Veldhuizen, Expression Templates , C++ Report 7, 1995.
- [6] B. Joó, Plenary talk: GPUs for the lattice, in: Lattice Proceedings 2011.
- [7] P. Wiemann, S. Wenger, M. Magnor, CUDA expression templates, in: WSCG Communication Papers Proceedings 2011, January 2011, pp. 185–192, ISBN 978-80-86943-82-4.
- [8] F. Winter, Investigation of Hadron Matter using Lattice QCD and Implementation of Lattice QCD Applications on Heterogeneous Multicore Acceleration Processors , Ph.D. thesis, Regensburg University (2011).
- [9] Y. Nakamura, A. Nobile, D. Pleiter, H. Simma, T. Streuer, T. Wettig, F. Winter, Lattice QCD Applications on QPACE arXiv:1103.1363.
- [10] M. A. Clark, R. Babich, K. Barros, R. C. Brower, C. Rebbi, Solving Lattice QCD systems of equations using mixed precision solvers on GPUs , Comput. Phys. Commun. 181 (2010) 1517–1528. arXiv:0911.3191, doi:10.1016/j.cpc.2010.05.002.
- [11] R. Babich, M. A. Clark, B. Joo, Parallelizing the QUDA Library for Multi-GPU Calculations in Lattice Quantum Chromodynamics arXiv:1011.0024.
- [12] QUDA.  
URL <https://github.com/lattice/quda>