

Dynamical features of quantum information entropy of bosonic cloud in the tight trap

Sudip Kumar Haldar^{1*}, and Barnali Chakrabarti^{1,2}

¹*Department of Physics, Lady Brabourne College, P1/2 Surawardi Avenue, Kolkata 700017, India*

²*Instituto de Física, Universidade of São Paulo, CP 66318, 05315-970, São Paulo, Brazil*

We calculate Shannon information entropy of trapped interacting bosons in both the position space and momentum space, S_r and S_k respectively. The total entropy maintain the functional form $S = a + b \ln N$ for repulsive bosons. At the noninteracting limit the lower bound of entropic uncertainty relation is also satisfied whereas the diverging behavior of S_r and S_k at the critical point of collapse for attractive condensate accurately calculates the stability factor. Next we study the dynamics of Shannon information entropy with varying interparticle potential. We numerically solve the time-dependent Gross-Pitaevskii equation and study the influence of increasing nonlinearity in the dynamics of entropy uncertainty relation (EUR). We observe that for small nonlinearity the dynamics is regular. With increase in nonlinearity although Shannon entropy shows large variation in amplitude in the oscillation, the EUR is maintained throughout the time for all cases and it confirms its generality. We also study the dynamics in a very tight trap when the condensate becomes highly correlated and strongly inhomogeneous. Time evolution of total entropy exhibits aperiodic and fluctuating nature in very tight trap. We also calculate Landsberg's order parameter for various interaction strengths which supports earlier observation that entropy and order is decoupled.

PACS numbers: 89.70.Cf, 03.75.Kk

I. INTRODUCTION

Statistical correlation and Shannon information entropies in both the position and momentum space are the key quantities in the understanding of quantum mechanical systems which measure information regarding localization of the position and momentum distribution. An important step in this direction is the entropic uncertainty relation (EUR). Using the position and momentum space entropies (S_r and S_k respectively), Bialynicki-Birula and Mycielski (BBM) derived a stronger version of the Heisenberg uncertainty relation [1]. For a three-dimensional system the total entropic sum has the form

$$S = S_r + S_k \geq 3(1 + \ln(\pi)) \simeq 6.434. \quad (1)$$

This means that the conjugate position and momentum space information entropies S_r and S_k maintain an inverse relationship with each other. It signifies that when a system is strongly localised in position space, the corresponding information entropy and uncertainty in position space decreases. The corresponding momentum distribution becomes delocalized, the information entropy and uncertainty in momentum space increases. It is important to note that BBM inequality (Eq.(1)) presents a lower bound and the equality is maintained for a Gaussian wave function.

In the past, work has been devoted to the study of the Shannon entropies in various quantum mechanical systems like nuclei, atomic clusters, fermionic and bosonic systems [2–7]. The universal property of total entropy S for the total density distribution in different quantum

systems is proposed which takes the form [3]

$$S = a + b \ln N; \quad (2)$$

a and b are the parameters which depend on the given systems. Information theory in a system of correlated bosons in a trap and various features of information entropy of confined atoms are also well studied in different context [8–10]. In our present study we consider interacting trapped bosons in external confinement at zero temperature. The gas is considered extremely dilute as the interatomic separation is quite large compared to the range of interatomic interaction and the fundamental features of such trapped bosons are accurately described by a single parameter a_{sc} , the s -wave scattering length. The choices of our system is quite similar to that of earlier studies [8], however the motivation of our present work is quite different and is follows. First: we are interested in the study of dynamics of Shannon entropies and the EUR in a fixed confinement but with a varying effective interaction Na_{sc} . For weakly interacting large number of bosons in the external confinement, the ground state properties are quite accurately explained by the non-linear equation, known as Gross-Pitaevskii (GP) equation

$$\left[-\frac{\hbar^2}{2m} \nabla^2 + \frac{1}{2}m\omega^2 r^2 + g|\psi(\vec{r})|^2 \right] \psi(\vec{r}) = \mu\psi(\vec{r}) \quad (3)$$

where g is the interaction strength parameter given by $g = \frac{4\pi\hbar^2 a_{sc} N}{m}$. N is the number of atoms, m is the atomic mass, a_{sc} is the dimer scattering length, and ω is the trap frequency. In the earlier works in this direction, the equation has been solved for different trap and the EUR is tested for various number of atoms [8]. However in the earlier study the effect of nonlinearity in the dynamical feature of information entropies is not focussed. For this one should solve the time-dependent GP

*sudip_cu@yahoo.co.in

equation and using the dynamics of the many-boson wave function one can directly observe the effect of nonlinearity in the time evolution of information entropy and the EUR. Although the nonlinear effect in the time evolution of the condensate is studied earlier [11–14], the dynamics of information entropy and the validity of the EUR with evolution in time is a stronger tool to manifest the effect of nonlinearity and it deserves special interest. Second: we study the dynamics of information entropies in very tight trap. In the present day experiment, by controlling the external magnetic field, one can virtually manipulate the external trap size. In very tight trap, the atoms will be highly correlated and strongly inhomogeneous. The calculation of Shannon entropies will be very informative to describe such a highly localized and strongly inhomogeneous system. The study of dynamical features of information entropies and the dynamics of EUR will give rich physics.

This paper is organised as follows. Sec. II deals with the brief review of time dependent GP equation and calculation of dynamics of Shannon entropies. Sec. III deals with our results. Here we analyze the dynamics of EUR in different trap sizes for various interaction strength parameter g . We also present our calculated values of Landsberg's order parameter Ω for various interaction strength parameter g at time $t = 0$. Sec. IV concludes with summary.

II. DYNAMICS OF THE QUANTUM INFORMATION ENTROPY

We start with the zero temperature condensate in the harmonic trap described by the time dependent Gross-Pitaevskii equation as

$$i\hbar \frac{\partial \psi(\vec{r}, t)}{\partial t} = \left[-\frac{\hbar^2}{2m} \nabla^2 + \frac{1}{2} m \omega^2 r^2 + g |\psi(\vec{r}, t)|^2 \right] \psi(\vec{r}, t), \quad (4)$$

To solve Eq. (4) we start with the analytic and normalized ground state solution in the absence of the nonlinear term and propagate the GP equation with time. The numerical integration of the time-dependent GP is obtained by using a finite-difference Crank-Nicolson algorithm with a split operator technique [15–17]. We have verified that the numerical solution of GP equation is consistent with various sets of radial grids and time steps. In the time-dependent solution although the probability is time independent, i.e stationary in time, the condensate wave function has time dependent phase factor as $\exp(-i\mu t)$, where μ is the energy in oscillator unit. Thus the effect of perturbation comes through the nonlinear term which involves the time dependent wave function in the previous time step and allows us to monitor the condensate motion with time.

Next we take the Fourier transformation of the time-dependent position space wave function $\psi(\vec{r}, t)$ and calculate the time-dependent momentum space wave function

$\phi(\vec{k}, t)$ as

$$\phi(\vec{k}, t) = \int \psi(\vec{r}, t) e^{-i\vec{k} \cdot \vec{r}} d^3 \vec{r}. \quad (5)$$

For a three-dimensional system the information entropy in the position space is calculated from the density distribution $\rho(\vec{r}, t) = |\psi(\vec{r}, t)|^2$ as

$$S_r(t) = - \int \rho(\vec{r}, t) \ln(\rho(\vec{r}, t)) d^3 \vec{r}. \quad (6)$$

The corresponding information entropy in the momentum space is determined from the momentum distribution $n(\vec{k}, t) = |\phi(\vec{k}, t)|^2$ as

$$S_k(t) = - \int n(\vec{k}, t) \ln(n(\vec{k}, t)) d^3 \vec{k}. \quad (7)$$

If $\rho(\vec{r}, t)$ and $n(\vec{k}, t)$ are normalized to unity, the joint entropy at time t is defined as $S(t) = S_r(t) + S_k(t)$. At $t = 0$ as there is no effect of nonlinear terms, $S(t = 0)$ should obey the existing entropic uncertainty relation (EUR) [1] given as

$$\begin{aligned} S(t = 0) &= S_r(t = 0) + S_k(t = 0) \\ &\geq S_{min} = 3(1 + \ln(\pi)) \simeq 6.434. \end{aligned} \quad (8)$$

It is already pointed out in the study of different quantum systems that the EUR is stronger than the Heisenberg's uncertainty relation due to the following reasons [6]. First: Heisenberg's relation can be derived from the EUR but its reverse is not true. Second: Heisenberg's relation depends on the state of the system but the EUR does not [6]. In the present study we calculate the time dependence of local density in coordinate space $\rho(\vec{r}, t)$ and in momentum space $n(\vec{k}, t)$ from the corresponding condensate wave function $\psi(\vec{r}, t)$ and $\phi(\vec{k}, t)$ respectively. Next we calculate $S_r(t)$ by utilizing Eq. (6) and $S_k(t)$ by utilizing Eq. (7). From the information entropy sum in the conjugate space we calculate the total entropy $S(t)$. We calculate $S_r(t)$, $S_k(t)$ and $S(t)$ with increasing interaction strength g to observe the effect of nonlinearity in the time evolution of the information entropies and the dynamics of EUR.

III. RESULTS

We consider the condensate of ^{87}Rb atoms with $a_{sc} = 100 a_0$ and initially choose the trap frequency ω as 77.87 Hz which mimics the ZILA experiment [18]. With these parameters we solve numerically Eq. (4) for various number of bosons in the trap. We calculate the condensate wave function in the coordinate space with varying nonlinearity g . In this work we express all the quantities in oscillator unit (o.u.). In oscillator units (o.u.) all lengths are expressed in units of $a_{ho} (= \sqrt{\frac{\hbar}{m\omega}})$ and all energies in

units of $\hbar\omega$, ω being the trap frequency. Since the oscillator units (o.u.) are frequency dependent, for our present work we define them (*i.e.* a_{ho} and $\hbar\omega$) with respect to the frequency ω_0 ($=77.87$ Hz) of the ZILA trap [18]. First to check the consistency of our results with earlier published results [8, 9, 11], we solve the time-independent GP equation (Eq. (3)) with varying number of bosons N (or equivalently with varying strength of interatomic interaction g) for pure harmonic trap. In Fig. 1 we plot the condensate wave function $|\psi|$ for various number of atoms in the trap. For a fixed external trap the wave function $|\psi|$ gradually expands with increase in number of bosons as the strength of repulsive interaction g ($=\frac{4\pi\hbar^2 a_{sc} N}{m}$) increases with increase in N .

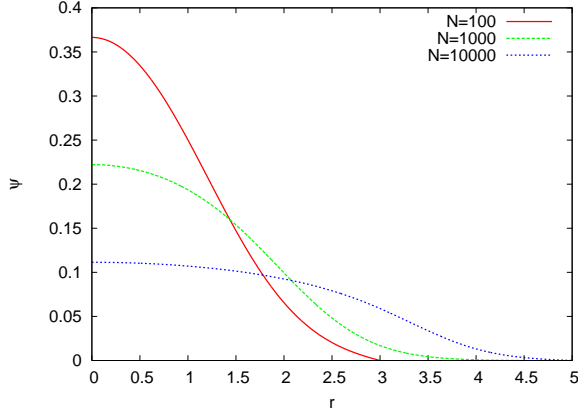


FIG. 1: (color online) Plot of the condensate wave function for repulsive BEC of ^{87}Rb atoms in harmonic trap for various g .

The momentum space wave function $|\phi|$ is calculated by Fourier transformation of the coordinate space wave function $|\psi|$. Next we calculate the one particle information entropy S_r as $S_r = -\int \rho(\vec{r}) \ln(\rho(\vec{r})) d^3\vec{r}$ and the conjugate one particle entropy in momentum space S_k as $S_k = -\int n(\vec{k}) \ln(n(\vec{k})) d^3\vec{k}$. In Fig. 2 we plot S_r and S_k as a function of non linear interaction g . With increase in particle number N , the strength of the net repulsive interaction g increases, the coordinate space wave function $|\psi(\vec{r})|$ delocalises and consequently the one-particle position space entropy S_r gradually increases. It sig-

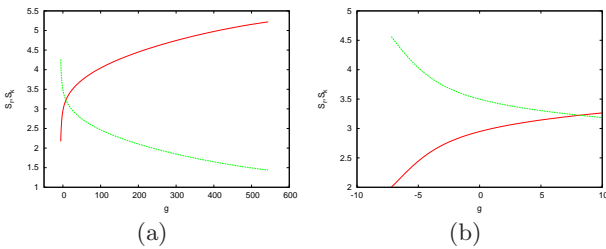


FIG. 2: (color online) a) Plot of S_r (red smooth curve) and S_k (green dashed curve) for various nonlinearity g ; b) Enlarged view of the $-ve$ g part.

nifies that the associated uncertainty in the coordinate space increases. The corresponding momentum space wave function $|\phi(\vec{k})|$ is localized and the one-particle momentum space entropy S_k gradually decreases with increase in particle number N (*i.e.* g). It indicates that the associated uncertainty in momentum space decreases when net effective repulsive interaction increases. This inverse behavior between the position and momentum space entropies in Fig. 2 is interpreted as a consequence of the EUR and it also reflects the conjugate behavior of wave function in position and momentum space which is the consequence of Heisenberg uncertainty relation. At $g = 0$, S_r and S_k merge and the total entropy becomes exactly 6.434 which is the lower bound limit of the EUR. At $g = 0$ the system is noninteracting and the corresponding wave function is Gaussian. Whereas for attractive potentials ($g < 0$), the behavior is opposite to that observed for repulsive potential.

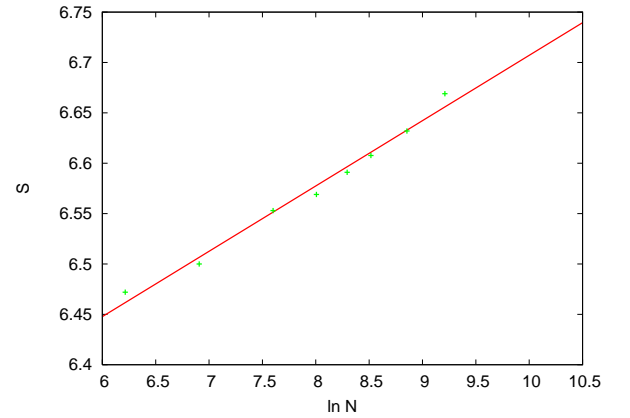


FIG. 3: (color online) Plot of the total information entropy S vs $\ln N$. Dots present the numerically calculated data and the straight line is the plot of Eq. (2) with calculated values of a and b .

It is an established fact that for repulsive bosons in the trap there is no limitation about the maximum number of atoms as the condensate is always stable for any number of atoms. Thus go on increasing N , the total entropy S will increase as shown in the Fig. 3 where we plot total entropy S as a function of $\ln N$. The straight line graph has the form $S = a + b \ln N$. Our calculated values of $a = 6.059$ and $b = 0.065$ are also in good agreement with earlier findings [8]. However the most interesting case is the system of attractive bosons in the trap. For attractive potential, the condensate tends to increase its density in the centre of the trap in order to lower its interaction energy. This tendency is balanced by the zero-point kinetic energy which can stabilize the system. However for large number of bosons in the trap, the central density grows too much and the kinetic energy can not balance it anymore. The system thus collapses when the number of particles in the condensate exceeds a critical number N_{cr} . In the mean-field GP equation the critical number is determined in the following way. For attractive interaction and $N < N_{cr}$, the condensate is always metastable and

the energy functional has a local minima. When N increases, the depth of local minima decreases and exactly at $N = N_{cr}$, the minima vanishes, and the GP equation has no solution. The calculated value of stability factor for a spherical trap is $\frac{N_{cr}|a|}{a_{ho}} = 0.575$ [11]. In Fig. 2 we observe that with increase in effective negative interaction S_r sharply falls which indicates the condensate wave function squeezes in the centre of the trap. Whereas the corresponding momentum wave function spreads out and S_k sharply increases as expected. However at $|g| = 7.23$ which corresponds to the stability factor $\frac{N_{cr}|a|}{a_{ho}} = 0.575$, both S_r and S_k diverges which indicates the point of collapse. Though the value of stability factor matches with Ruprecht results [11], this is a more stronger way to find the critical stability factor. The divergence in S_r nicely shows how the probability distribution in the co-ordinate space become sharply localized at the centre of the trap, like a δ -function. Thus our present study gives us more physical insight in the description of the collapse for attractive forces.

Next, we are interested to study the dynamical features of one-particle entropies in both the harmonic and tight trap. From the local density $\rho(\vec{r}, t) = |\psi(\vec{r}, t)|^2$, we calculate $S_r(t)$ and from $n(\vec{k}, t) = |\phi(\vec{k}, t)|^2$ we calculate $S_k(t)$ and calculate the total entropy $S(t)$. In pure harmonic trap the interacting bosons are inhomogeneous. Thus the increase in S_r with particle number does not cancel exactly with the decrease in S_k or vice versa. However the effect of inhomogeneity is quite small for very small number of atoms in the trap. At the same time due to the presence of nonlinear interaction the dynamical features of S_r and S_k may exhibit some nonlinear effect in time evolution. As the nonlinear effect increases with particle number, we expect to get strong nonlinear features even in pure harmonic trap when the effect of nonlinear interaction g is quite large. Thus depending on the total number of atoms in the external trap, the time evolution of S_r , S_k and the EUR can highlight the point of nonlinearity as the Shannon entropies are the best measures of localisation or delocalisation of the distribution function. The results for $g = 10$ are presented in Fig. 4. For $g=10$, the number of bosons is $N = 184$. As the system is very dilute, for such weakly interacting system the corresponding distribution function is close to Gaussian. Thus we predict linear, periodic, behavior in $S_r(t)$, $S_k(t)$ and $S(t)$. Total entropy $S(t)$ starts from 6.434 at $t = 0$ and then exhibits regular oscillation with very small amplitude. The increase in $S_r(t)$ and the corresponding decrease in $S_k(t)$ with time perfectly satisfies the physical meaning of the inequality Eq. (8) [1]. We also note that the maximas in $S_r(t)$ corresponds to minimas in $S_k(t)$ and vice versa. Thus the joint measures of the uncertainty clearly signifies that for few hundreds of bosons, the system is very close to linear. The small effect of nonlinearity is smeared off by the external trap as the interaction energy is negligible compared to trap energy at zero temperature.

In atomic physics the total entropy maintains some rig-

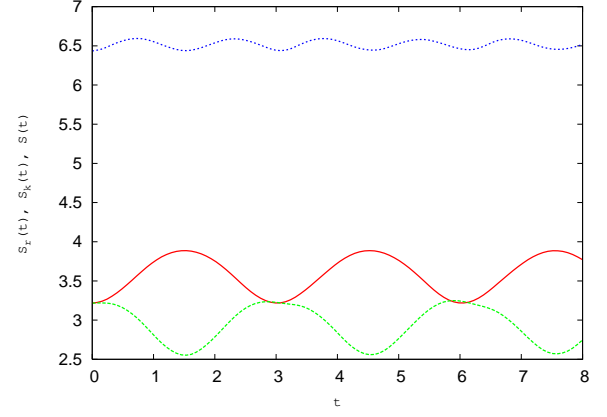


FIG. 4: (color online) Plot of $S_r(t)$ (red smooth curve), $S_k(t)$ (green dashed curve), and $S(t)$ (blue dotted curve) with time t for $g = 10$ and $\omega = 1.0\omega_0$.

orous inequalities which can be derived using the EUR. S_r and S_k are fundamentally related with the total kinetic energy T and the mean square radius $\langle r^2 \rangle$ of the system [8]. It can be shown [19] that

$$S_{min} \leq S(t) \leq S_{max}(t), \quad (9)$$

where the lower limit of total entropy is the previously introduced constant and the upper limit of the total entropy is

$$S_{max}(t) = 3(1 + \ln(\pi)) + \frac{3}{2} \ln\left(\frac{8}{9} \langle r^2 \rangle_t T(t)\right), \quad (10)$$

where $\langle r^2 \rangle_t$ is the mean square radius at time t and $T(t)$ is the kinetic energy of the system. In this paper we analyze the time evolution of the inequality by calculating time evolution of $\langle r^2 \rangle_t$ and $T(t)$ and $S_{max}(t)$ according to Eq.(10). We study how the above inequality Eq. (9) is maintained with time.

We plot $S_{max}(t)$ with total $S(t)$ in Fig. 5. for $g = 10$. The inequality is maintained with time nicely. So the system is very close to linear.

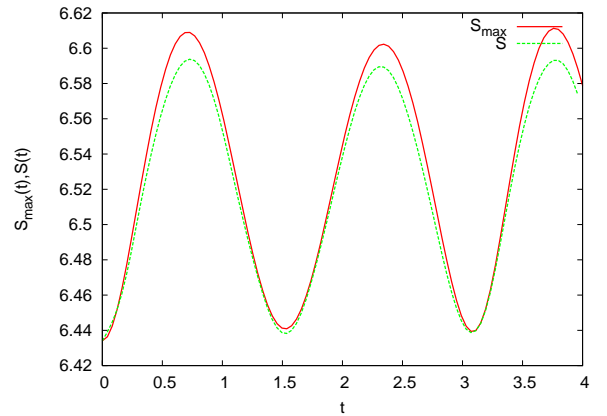


FIG. 5: (color online) Plot of $S(t)$ (red smooth curve) and $S_{max}(t)$ (green dashed curve) with time t for $g = 10$.

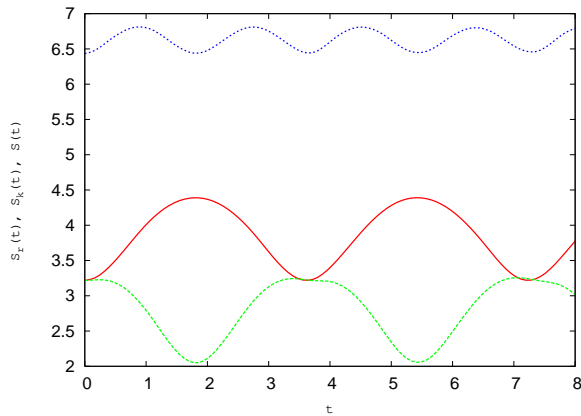


FIG. 6: (color online) Plot of $S_r(t)$ (red smooth curve), $S_k(t)$ (green dashed curve), and $S(t)$ (blue dotted curve) with time t for $g = 10$ in wide trap ($\omega = 0.85\omega_0$).

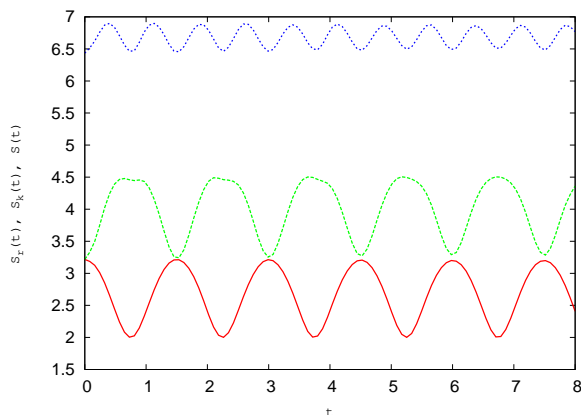


FIG. 7: (color online) Plot of $S_r(t)$ (red smooth curve), $S_k(t)$ (green dashed curve), and $S(t)$ (blue dotted curve) with time t for $g = 10$ in very tight trap ($\omega = 2.0\omega_0$).

Next we observe the effect of the change of trap size on the dynamics of S_r , S_k and S for few hundreds bosons ($g = 10$). The trap size can be changed by varying the trap frequency ω (since the trap width $\approx a_{ho}$). Here we express various trap sizes by their corresponding trap frequency ω , measured as a multiple of the frequency ω_0 of the ZILA trap [18]. The results with $\omega = 0.85\omega_0$ (wide trap) and $\omega = 2.0\omega_0$ (very tight trap) are presented in Fig. 6 and Fig. 7 respectively. For $\omega = 0.85\omega_0$, the external trap is spreaded compared to pure harmonic trap. The corresponding condensate wave function in coordinate space is spreaded accordingly and the momentum space wave function is squeezed. It is reflected in Fig. 6 nicely. As $|\psi(\vec{r}, t)|$ is spreaded in such a wide trap $S_r(t)$ increases and $S_k(t)$ decreases. For such small number of bosons in wide trap the system is less inhomogeneous and very close to linear. Thus increase in $S_r(t)$ and the corresponding decrease in $S_k(t)$ almost cancel each other and the total entropy makes a regular periodic oscillation with small amplitude. However the effect of larger trap size is clearly seen in evolution of total entropy $S(t)$. For

$\omega = 1.0\omega_0$ (pure harmonic trap), we observe five distinct maximas in the total time period ($t = 0$ to $t = 8$). Whereas for $\omega = 0.85\omega_0$, $S(t)$ exhibits four distinct maximas in the same period. The position of the first maxima in $S(t)$ occurs at $t = 0.8$ for $\omega = 1.0\omega_0$ whereas the same occurs in $S(t)$ at $t = 0.96$ for $\omega = 0.85\omega_0$. Thus the wavelength increases in larger trap size which is in perfect agreement with earlier observation that effect of correlation decreases in larger trap [20].

The results for tight trap with $\omega = 2.0\omega_0$ are presented in Fig. 7. In such a tight trap the system is strongly inhomogeneous but not strongly nonlinear as the number of atoms are just few hundreds. As now the condensate wave function is strongly localized in coordinate space, the corresponding uncertainty decreases and the S_r also decreases sharply. Still as the system is close to linear due to such small number of atoms, $S_r(t)$ maintains regular periodic oscillation. Whereas we observe conjugate behavior in $S_k(t)$ which increases and exhibits periodic oscillation, the total entropy $S(t)$ also shows regular periodic behavior but with many oscillations compared to $\omega = 0.85\omega_0$ and $\omega = 1.0\omega_0$ cases. The first maxima now appears at $t = 0.32$ which shows that wavelength of the oscillation becomes small and indicates high spatial coherence in tight trap [20].

To observe the effect of nonlinearity we do the same for large number of particles which corresponds to large nonlinear interaction. Results for $g = 100$ are presented in Fig. 8 where we plot the evolution of total entropy $S(t)$ for $\omega = 0.85\omega_0$, $\omega = 1.0\omega_0$ and $\omega = 2.0\omega_0$. For pure harmonic trap with $N = 1840$ ($g = 100$), we observe that $S(t)$ starts with 6.434 at $t = 0$ and then oscillates with large amplitude. Comparing with similar figure for $N = 184$, the amplitude of oscillation is not absolutely constant throughout the whole period. It shows that though the system is not nonlinear, however it goes away from equilibrium. This is expected as the increase in $S_r(t)$ does not cancel the decrease in $S_k(t)$ as in earlier case. Thus for $g = 100$, the effect of inhomogeneity is visible in the dynamics of $S(t)$. For $\omega = 0.85\omega_0$, we also observe large amplitude oscillation and wavelength of oscillation increases as the first maxima occurs at $t = 0.64$ for $\omega = 1.0$ whereas the same occurs at $t = 0.8$ for $\omega = 0.85\omega_0$. However for $\omega = 2.0\omega_0$ we observe the effect of inhomogeneity and nonlinearity in the dynamics of $S(t)$. In Fig. 8 we observe strong nonlinear and aperiodic fluctuating oscillation in $S(t)$ which indicates that the system is far away from the linearity.

The results for $g = 500$ in various trap sizes are presented in Fig. 9 where we observe very sharp change in the amplitude of oscillation in $S(t)$ for different trap sizes. For very tight trap as the bosons becomes strongly inhomogeneous and highly correlated the effect of nonlinear interaction becomes strong and $S(t)$ exhibits strong aperiodic oscillation in $S(t)$.

In ordinary thermodynamics, entropy is a measure of disorder in the system. However, defining disorder Δ as $\Delta = \frac{S}{S_{max}}$, where S and S_{max} refer to the same equation

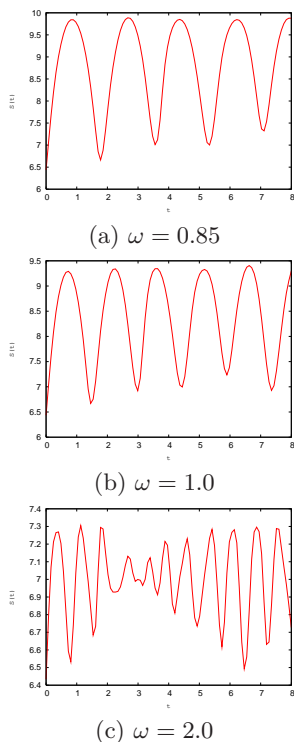


FIG. 8: (color online) Plot of $S(t)$ with time t for $g = 100$ and various trap widths.

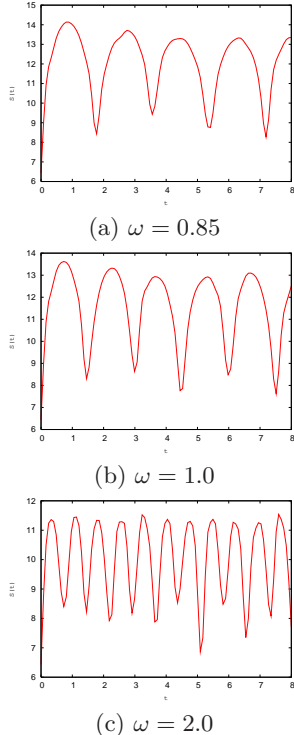


FIG. 9: (color online) Plot of $S(t)$ with time t for $g = 500$ and various trap widths.

of state, Landsberg defined a order parameter Ω [21] by $\Omega = 1 - S/S_{max}$. $\Omega = 1$ corresponds to perfect order and $\Omega = 0$ corresponds to randomness. It has been shown by a whole class of examples that the entropy S and the order parameter Ω are two decoupled concepts [6, 8, 21]. For the sake of completeness, we have also calculated the Landsberg's order parameter Ω at $t = 0$. In the Table 1 we present the values of Ω for various nonlinearities.

TABLE I: Landsberg's order parameter for various nonlinearity.

g	Ω
10	9.704×10^{-5}
100	9.851×10^{-5}
500	1.961×10^{-4}

It implies, by increasing the number of particles, the system becomes more ordered. This observation agrees well with earlier observation in atoms and clusters [6, 8]. This is also consistent with the fact that the entropy and order is decoupled unlike the case in thermodynamics [21].

IV. CONCLUSION

Shannon entropies are generally used to examine the localization of the distribution function in the position and momentum space. In the present paper the dynamics of information entropies and the EUR are studied with varying interparticle potential of the interacting trapped bosons and varying trap width. The system draws special attention due to the presence of external trap. We observed that for weak interaction (i.e small g) the system shows periodic behavior irrespective of trap widths. However with increasing interaction strength g , irregular behavior comes in and also the effect of varying trap width becomes more pronounced. We stress that since we choose the parameters like ω_0 , a_{sc} etc. as those of JILA experiment and also restricted N upto few thousands only, GP equation is good enough to describe it. For more dense system with stronger interaction strength (i.e. larger N and a_{sc}) inter-atomic correlations become important. So some other theoretical technique incorporating inter-atomic correlations needs to be applied. Another important observation is that the EUR is maintained throughout the time for all cases and thereby reaffirms its generality as earlier study has verified it numerically for different number of bosons in the trap. The increase of Ω with g (i.e. N , as we kept a_{sc} fixed) is consistent with earlier study and confirms again that the entropy and order is decoupled. However the dynamic evolution of Ω with time for various g remains to be studied.

Lastly our results are directly related to the experimentally measurable quantities which can be accessed with present experimental set up.

We thank Prof. T. K. Das for some helpful discussions. Also Prof. Luca Salasnich is acknowledged for providing the numerical code for solving GP equation and for his kind suggestions for preparing the manuscript. This work has been partially supported by FAPESP (Brazil),

Department of Science and Technology (DST, India) and Department of Atomic Energy (DAE, India). B.C. wishes to thank FAPESP (Brazil) for providing financial assistance for her visit to the Universidade de São Paulo, Brazil, where part of this work was done. SKH acknowledges the Council of Scientific and Industrial Research, India for the Junior Research Fellowship.

-
- [1] I. Bialynicki-Birula, J. Mycielski, Commun. Math. Phys. **44**, 129 (1975).
 - [2] M. Ohya, P. Petz, Quantum Entropy and Its Use (Springer, Berlin, 1993).
 - [3] S. E. Massen, C. P. Panos, Phys. Lett. A **246**, 530 (1998).
 - [4] S. E. Massen, C. P. Panos, Phys. Lett. A **280**, 65 (2001).
 - [5] C. P. Panos, S. E. Massen, C. G. Koutroulos, Phys. Rev. C **63**, 064307 (2001).
 - [6] C. P. Panos, Phys. Lett. A **289**, 287 (2001).
 - [7] Ch. C. Moustakidis, S. E. Massen, C. P. Panos, M. E. Grypeos, A. N Antonov, Phys. Rev. C **64**, 014314 (2001).
 - [8] S. E. Massen, Ch. C. Moustakidis, C. P. Panos, Phys. Lett. A **299**, 131 (2002).
 - [9] H. G. Laguna and R. P. Sagar, Phys. Rev. A **84**, 012502 (2011).
 - [10] K. D. Sen, J. Chem. Phys. **123**, 074110 (2005).
 - [11] P. A. Ruprecht, M. J. Holland, and K. Burnett, Phys. Rev. A **51**, 4704 (1995).
 - [12] G. P. Berman, F. Borgonovi, F. M. Izrailev and A. Smerzi, Phys. Rev. Lett. **92**, 030404 (2004).
 - [13] P. Villain and M. Lewenstein, Phys. Rev. A **62**, 043601 (2000).
 - [14] P. Villain, P. Öhberg, and M. Lewenstein, Phys. Rev. A **63**, 033607 (2001).
 - [15] E. Cerboneschi, R. Mannella, E. Arimondo, and L. Salasnich, Phys. Lett. A **249**, 495 (1998).
 - [16] L. Salasnich, N. Manini, F. Bonelli, M. Korbman, and A. Parola, Phys. Rev. A **75**, 043616 (2007).
 - [17] G. Mazzarella and L. Salasnich, Phys. Lett. A **373**, 4434 (2009).
 - [18] M. H. Anderson *et. al.*, Science **269**, 198 (1995).
 - [19] S. R. Gadre, R. D. Bendale, Phys. Rev. A **36**, 1932 (1987).
 - [20] A. Biswas, B. Chakrabarti, T. K. Das and L. Salasnich, Phys. Rev. A **84**, 043613 (2011).
 - [21] P. T. Landsberg, Phys. Lett. A **102**, 171 (1984).