

Distributed Particle Filter Implementation with Intermittent/Irregular Consensus Convergence

Arash Mohammadi, *Student Member, IEEE* and Amir Asif, *Senior Member, IEEE*

Department of Computer Science and Engineering, York University

Toronto, ON, Canada M3J 1P3

{marash, asif}@cse.yorku.ca

Ph: (416) 736-2100 Ext. 70128, Fax: (416) 736-5937

Abstract

Motivated by non-linear, non-Gaussian, distributed multi-sensor/agent navigation and tracking applications, we propose a multi-rate consensus/fusion based framework for distributed implementation of the particle filter (CF/DPF). The CF/DPF framework is based on running localized particle filters to estimate the overall state vector at each observation node. Separate fusion filters are designed to consistently assimilate the local filtering distributions into the global posterior by compensating for the common past information between neighbouring nodes. The CF/DPF offers two distinct advantages over its counterparts. First, the CF/DPF framework is suitable for scenarios where network connectivity is intermittent and consensus can not be reached between two consecutive observations. Second, the CF/DPF is not limited to the Gaussian approximation for the global posterior density. A third contribution of the paper is the derivation of the optimal posterior Cramér-Rao lower bound (PCRLB) for the distributed architecture based on a recursive procedure involving the local Fisher information matrices (FIM) of the distributed estimators. The performance of the CF/DPF algorithm closely follows the centralized particle filter approaching the PCRLB at the signal to noise ratios that we tested.

IEEEkeywords: Consensus algorithms, Data fusion, Distributed estimation, Multi-sensor tracking, Non-linear systems, and Particle filters.

I. INTRODUCTION

The paper focuses on distributed estimation and tracking algorithms for non-linear, non-Gaussian, data fusion problems in networked systems. Distributed state estimation has been the center of attention recently both for linear [5]–[10] and non-linear systems [11]–[31] with widespread applications such as autonomous navigation of unmanned aerial vehicles (UAV) [13], localization in robotics [15], tracking/localization in underwater sensor networks [16], distributed state estimation for power distribution networks [14], and bearings-only target tracking [17]. A major problem in distributed estimation networks is unreliable communication (especially in large and multi-hop networks), which results in communication delays and information loss. Referred to as intermittent network connectivity [32], [33], this issue has been investigated broadly in the context of the Kalman filter [32], [33]. Such methods are, however, limited to linear systems and have not yet been extended to non-linear systems. The paper addresses this gap.

Distributed Estimation: Traditionally, state estimation algorithms have been largely centralized with participating nodes communicating their raw observations (either directly or indirectly via a multi-hop relay) to the fusion centre: a central processing unit responsible for computing the overall estimate. Although optimal, such centralized approaches are unscalable and susceptible to failure in case the fusion centre breaks down. The alternative is to apply distributed estimation algorithms, where: (i) There is no fusion center; (ii) The sensor nodes do not require global knowledge of the network topology, and; (iii) Each node exchanges data only within its immediate neighbourhood limited to a few local nodes. The distributed estimation approaches fall under two main categories: Message passing schemes [18], [19], where information flows in a sequential, *pre-defined* manner from a node to one of its neighboring nodes via a cyclic path till the entire network is traversed, and; Diffusive schemes [14]–[17], [20]–[28], where each node communicates its local information by interacting with its immediate neighbors. In dynamical environments with intermittent connectivity, where frequent changes in the underlying network topology due to mobility, node failure, and link failure are a common practice, diffusive approaches significantly improve the robustness at the cost of an increased communications overhead. In diffusive schemes, the type of information communicated across the network varies from local observations, their likelihoods, or some other function of local observations [18], [21], [24], [28], [30], to state posterior/filtering estimates evaluated at individual nodes [19], [20], [22], [23], [26], [27]. Communicating state posteriors is advantageous over sharing likelihoods in applications with intermittent connectivity. In theory, any loss of information in error prone networks is contained in the following posteriors and is, therefore, automatically compensated for as the distributed algorithms iterate. A drawback of

communicating the local state estimates stems from their correlated nature [1]. Channel filters [1] and their non-linear extensions [20] (proposed to ensure consistency of the fused estimates by removing this redundant past information) associate an additional filter to each communication link and track the redundant information between a pair of neighbouring nodes' local estimates. However, channel filters are limited to tree-connected topologies and can not be generalized to random/mobile networks. Alternatively, consensus-based¹ approaches have been recently introduced to extend distributed estimation to arbitrary network topologies with the added advantage that the algorithm is somewhat immune to node and/or communication failures [9], [10]. The consensus-based distributed Kalman filter [5]–[10] have been widely explored for estimation/tracking problems in linear systems with intermittent connectivity but there is still a need for developing distributed estimation approaches for non-linear systems. In addition, the current non-linear consensus-based distributed approaches suffer from three drawbacks. First, the common practice [21]–[23][26] of limiting the global posterior to Gaussian distribution is sub-optimal. Second, common past information between neighbouring nodes gets incorporated multiple times [22]. Finally, these approaches [21]–[28], require the consensus algorithm to converge between two successive observations (thus ignoring the intermittent communication connectivity issue in the observation framework). The performance of the distributed approaches degrade substantially if consensus is not reached within two consecutive observations.

Motivated by distributed navigation and tracking applications within large networked systems, we propose a multi-rate framework for distributed implementation of the particle filter. The proposed framework is suitable for scenarios where the network connectivity is intermittent and consensus can not be reached between two observations. Below, we summarize the key contributions of the paper.

1. Fusion filter: The paper proposes a consensus/fusion based distributed implementation of the particle filter (CF/DPF) for non-linear systems with non-Gaussian excitation. In addition to the localized particle filters, referred to as the local filters, the CF/DPF introduces separate consensus-based filters, referred to as the fusion filters (one per sensor node), to derive the global posterior distribution by consistently fusing local filtering densities in a distributed fashion. The localized implementation of the particle filter and the fusion filter used to achieve consensus are run in parallel, possibly at different rates. Achieving consensus between two successive iterations of the local filters is, therefore, no longer a requirement. The CF/DPF compensates for the common past information between local estimates based on an optimal non-linear

¹Consensus in distributed filtering is the process of establishing a consistent value for some statistics of the state vector across the network by interchanging relevant information between the connected neighboring nodes.

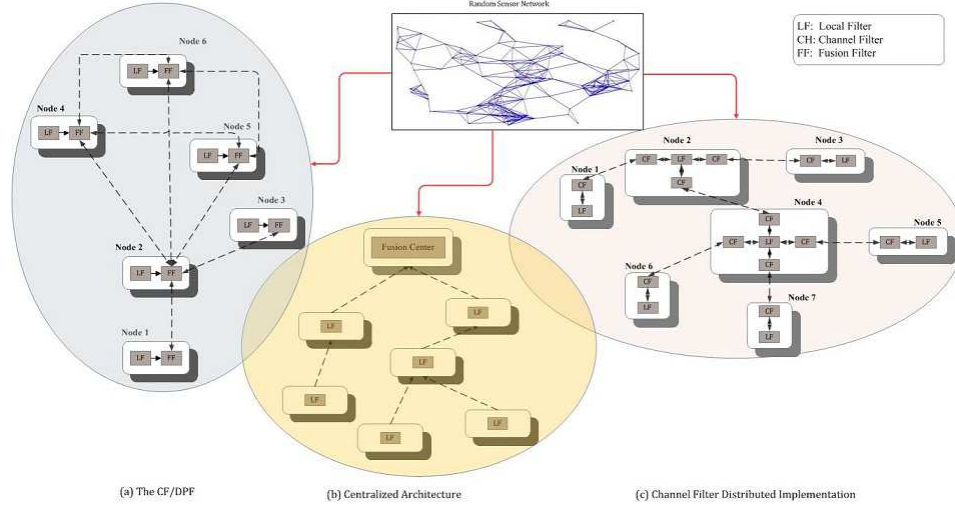


Fig. 1. (a) The proposed CF/DPF implementation where sensor nodes connect through their fusion filters (one fusion filter per node). (b) Centralized implementation where all nodes communicate their local estimates to the fusion center. (c) Distributed implementation using channel filters where a separate filter is required for each communication link. In terms of the number of extra filters, the CF/DPF falls between the Centralized and channel filters.

Bayesian fusion rule [34]. The fusion concept used in the CF/DPF is similar to [1] and [20], where separate channel filters (one for each communication link) are deployed to consistently fuse local estimates. Fig. 1 compares the proposed CF/DPF framework with channel filter framework and the centralized Architecture. In the channel filter framework (Fig. 1(c)), the number of channel filters implemented at each node equals the number of connections it has with its neighbouring nodes and, therefore, varies from one node to another. These filters are in addition to the localized filters run at nodes. In the CF/DPF (Fig. 1(a)) each node only implements one additional filter irrespective of the neighbouring connections. Finally, the tree-connect network shown in Fig. 1(c) can not be extended to any arbitrary network, for example the one shown in Fig. 1(a). The CF/DPF is applicable to any network configuration.

2. Modified Fusion filters: In the CF/DPF, the fusion filters can run at a rate different from that of the local filters. We further investigate this multi-rate nature of the proposed framework, recognize three different scenarios, and describe how the CF/DPF handles each of them. For the worse-case scenario with the fusion filters lagging the local filters exponentially, we derive a modified-fusion filter algorithm that limits the lag to an affordable delay.

3. Distributed Posterior Cramér-Rao Lower Bound: In order to evaluate the performance of the proposed *distributed, non-linear* framework, we derive the posterior Cramér-Rao lower bound (PCRLB),

(also referred in literature as the Bayesian CRLB) for the distributed architecture. The current PCRLB approaches [2], [35], [36] assume a centralized architecture or a hierarchical architecture [3]. The optimal PCRLB for the distributed architecture is not yet available and only an approximate expression [4] has recently been derived. The paper derives the optimal PCRLB for sensor networks configured in a distributed architecture. Following Tichavsky *et al.* [2], we provide a Riccati-type recursion that sequentially determines the optimal FIM from localized FIMs of the distributed estimator.

The rest of paper is organized as follows. Section II introduces notation and reviews the centralized particle filter as well as the average consensus approaches. The proposed CF/DPF algorithm and the fusion filter are described in Section III. The modified fusion filter is presented in Section IV. Section V derives an expression for computing the PCRLB for a distributed architecture. Section VI illustrates the effectiveness of the proposed framework in tracking applications through Monte Carlo simulations. Finally, in Section VII, we conclude the paper.

II. BACKGROUND

We consider a sensor network comprising of N nodes observing a set of n_x state variables $\mathbf{x} = [X_1, X_2, \dots, X_{n_x}]^T$. For $(1 \leq l \leq N)$, node l makes a measurement $\mathbf{z}^{(l)}(k)$ at discrete time instants k , $(1 \leq k)$. The global observation vector is given by $\mathbf{z} = [\mathbf{z}^{(1)T}, \dots, \mathbf{z}^{(N)T}]^T$, where T denotes transposition. The overall state-space representation of the dynamical system is given by

$$\text{State Model:} \quad \mathbf{x}(k) = \mathbf{f}(\mathbf{x}(k-1)) + \boldsymbol{\xi}(k) \quad (1)$$

$$\text{Observation Model:} \quad \underbrace{\begin{bmatrix} \mathbf{z}^{(1)}(k) \\ \vdots \\ \mathbf{z}^{(N)}(k) \end{bmatrix}}_{\mathbf{z}(k)} = \underbrace{\begin{bmatrix} \mathbf{g}^{(1)}(\mathbf{x}(k)) \\ \vdots \\ \mathbf{g}^{(N)}(\mathbf{x}(k)) \end{bmatrix}}_{\mathbf{g}(\mathbf{x}(k))} + \underbrace{\begin{bmatrix} \boldsymbol{\zeta}^{(1)}(k) \\ \vdots \\ \boldsymbol{\zeta}^{(N)}(k) \end{bmatrix}}_{\boldsymbol{\zeta}(k)}, \quad (2)$$

where $\boldsymbol{\xi}(\cdot)$ and $\boldsymbol{\zeta}(\cdot)$ are, respectively, the global uncertainties in the process and observation models. Unlike the Kalman filter, the state and observation functions $\mathbf{f}(\cdot)$ and $\mathbf{g}(\cdot)$ can possibly be nonlinear, and vectors $\boldsymbol{\xi}(\cdot)$ and $\boldsymbol{\zeta}(\cdot)$ are not necessarily restricted to white Gaussian noise. The nodes of the network are modeled as vertices of the graph $\mathcal{G} = (\boldsymbol{\nu}, \mathcal{E})$, namely as elements of the node set $\boldsymbol{\nu} = \{1, \dots, N\}$. The edge set $\mathcal{E} \subseteq \boldsymbol{\nu} \times \boldsymbol{\nu}$ represents the network's communication constraints, i.e., if node l can send information to node m then $(l, m) \in \mathcal{E}$. For graph \mathcal{G} , the maximum degree $\Delta_{\mathcal{G}} = \max_l D^{(l)}$, where $D^{(l)}$ is the number of neighboring nodes for node l . Also relevant is the Laplacian matrix \mathbf{L} for graph \mathcal{G} , defined as $L_{ll} = D^{(l)}$ and $L_{lm} = -1$ if $(l, m) \in \mathcal{E}$, else $L_{lm} = 0$.

A. The Centralized Implementation

The optimal Bayesian filtering recursion for iteration k is given by

$$P(\mathbf{x}(k)|\mathbf{z}(1:k-1)) = \int P(\mathbf{x}(k-1)|\mathbf{z}(1:k-1))f(\mathbf{x}(k)|\mathbf{x}(k-1))d\mathbf{x}(k-1) \quad (3)$$

$$\text{and } P(\mathbf{x}(k)|\mathbf{z}(1:k)) = \frac{P(\mathbf{z}(k)|\mathbf{x}(k))P(\mathbf{x}(k)|\mathbf{z}(1:k-1))}{P(\mathbf{z}(k)|\mathbf{z}(1:k-1))}. \quad (4)$$

The particle filter is based on the principle of sequential importance sampling [37], [38], a suboptimal technique for implementing recursive Bayesian estimation (Eqs. (3) and (4)) through Monte Carlo simulations. The basic idea behind the particle filters is that the posterior distribution $P(\mathbf{x}(0:k)|\mathbf{z}(1:k))$ is represented by a collection of weighted random particles $\{\mathbb{X}_i(k)\}_{i=1}^{N_s}$ derived from a proposal distribution $q(\mathbf{x}(0:k)|\mathbf{z}(1:k))$ with normalized weights $W_i(k) = \frac{P(\mathbb{X}_i(k)|\mathbf{z}(1:k))}{q(\mathbb{X}_i(0:k)|\mathbf{z}(1:k))}$, for $(1 \leq i \leq N_s)$, associated with the vector particles. The particle filter implements the filtering recursions approximately by propagating the weighted particles, $(1 \leq i \leq N_s)$, using the following recursions at iteration k .

$$\text{Time Update: } \mathbb{X}_i(k) \sim q(\mathbb{X}_i(k)|\mathbb{X}_i(0:k-1), \mathbf{z}(1:k)) \quad (5)$$

$$\text{Observation Update: } W_i(k) \propto W_i(k-1) \frac{P(\mathbf{z}(k)|\mathbb{X}_i(k))P(\mathbb{X}_i(k)|\mathbb{X}_i(k-1))}{q(\mathbb{X}_i(k)|\mathbb{X}_i(0:k-1), \mathbf{z}(1:k))}, \quad (6)$$

where \propto stands for the proportional sign and the proposal distribution satisfies the following factorization

$$q(\mathbf{x}(0:k)|\mathbf{z}(1:k)) = q(\mathbf{x}(0:k-1)|\mathbf{z}(1:k-1))q(\mathbf{x}(k)|\mathbf{x}(0:k-1), \mathbf{z}(1:k)). \quad (7)$$

The accuracy of this importance sampling approximation depends on how close the proposal distribution is to the true posterior distribution. The optimal choice [42] for the proposal distribution that minimizes the variance of importance weights is the filtering density conditioned upon $\mathbf{x}(0:k-1)$ and $\mathbf{z}(k)$, i.e.,

$$q(\mathbf{x}(k)|\mathbf{x}(0:k-1), \mathbf{z}(1:k)) = P(\mathbf{x}(k)|\mathbf{x}(0:k-1), \mathbf{z}(k)). \quad (8)$$

Because of the difficulty in sampling Eq. (8), a common choice [42] for the proposal distribution is the transition density, $P(\mathbf{x}(k)|\mathbf{x}(k-1))$, referred to as the sampling importance resampling (SIR) filter, where the weights are pointwise evaluation of the likelihood function at the particle values, i.e., $W_i(k) \propto W_i(k-1)P(\mathbf{z}(k)|\mathbb{X}_i(k))$.

B. Average Consensus Algorithms

Consensus algorithms and their randomized counterparts, the gossip algorithms [9], form the foundation of distributed computing with a long history in information processing in sensor networks [10] and tracking and data fusion [8]. Consensus algorithms are generally iterative in nature, where each node

begins with a set of local information. At each iteration, data is exchanged between a subset of nodes, which assimilates new information to update the local parameters. A recent review on the average consensus algorithms can be found in [9] or [10]. These consensus algorithms do not require specialized routing [10] and perform reasonably well even in imperfect scenarios such as sensor networks with error-prone communications, node/link failures, and channel noise. We denote the consensus state variable(s) at node l , for $(1 \leq l \leq N)$, with $X_c^{(l)}(t)$, where t is the consensus time index that is different from the filtering time index k . A discrete time, linear average consensus algorithm is

$$X_c^{(l)}(t+1) = U_{ll}(t)X_c^{(l)}(t) + \sum_{j \in \aleph(l)} U_{lj}(t)X_c^{(j)}(t), \quad (9)$$

where $\aleph(l)$ represents the set of neighbouring nodes for node l in graph \mathcal{G} . Eq. (9) can alternatively be expressed as $\mathbf{x}_c(t+1) = \mathbf{U}(t)\mathbf{x}_c(t)$ in the matrix-vector format, where $\mathbf{U}(t) \triangleq \{U_{ij}\} \in \mathbb{R}^{(N \times N)}$ is referred to as the consensus matrix representing the configuration of graph \mathcal{G} . Necessary and sufficient conditions to guarantee convergence of average consensus algorithms in different scenarios, e.g., in presence of communication time-delays, packet drops, channel noises, link failures and quantization errors have been studied by many researchers [9], [10], [39]. The convergence properties of the average consensus algorithms are reviewed in [39]. In our simulations, we use the conventional Laplacian based average consensus algorithm [9] that is similar to Eq. (9) except that the consensus matrix equals the Laplacian matrix \mathbf{L} , (i.e., $U_{ll} = L_{ll}$ and $U_{lj} = L_{lj}$) obtained from network \mathcal{G} .

III. THE CF/DPF IMPLEMENTATION

The CF/DPF implementation runs two localized particle filters at each sensor node as shown in Fig. 1. The first filter, referred to as the local filter, comes from the distributed implementation of the particle filter described in Section III-A and is based only on the local observations $\mathbf{z}^{(l)}(1:k)$. The CF/DPF introduces a second particle filter at each node, referred to as the fusion filter, which estimates the global posterior distribution $P(\mathbf{x}(0:k)|\mathbf{z}(1:k))$ from local distributions $P(\mathbf{x}(k)|\mathbf{z}^{(l)}(1:k))$ and $P(\mathbf{x}(k)|\mathbf{z}^{(l)}(1:k-1))$.

A. Distributed Configuration and Local Filters

Our distributed implementation is based on the following model

$$\mathbf{x}(k) = \mathbf{f}(\mathbf{x}(k-1)) + \boldsymbol{\xi}(k) \quad (10)$$

$$\mathbf{z}^{(l)}(k) = \mathbf{g}^{(l)}(\mathbf{x}(k)) + \boldsymbol{\zeta}^{(l)}(k), \quad (11)$$

for sensor nodes $(1 \leq l \leq N)$. In other words, the entire state vector $\mathbf{x}(k)$ is estimated by running one localized particle filter at each node. These filters, referred to as the local filters, come from the

distributed implementation of the particle filter and are based only on local observations $\mathbf{z}^{(l)}(1:k)$. In addition to updating the particles and their associated weights, the local filter at node l provides estimates of the local prediction distribution $P(\mathbf{x}(k)|\mathbf{z}^{(l)}(1:k-1))$ from the particles as explained below.

Computation and Sampling of the Prediction Distribution: From the Chapman-Kolmogorov equation (Eq. (3)), a sample based approximation of the prediction density $P(\mathbf{x}(k)|\mathbf{z}^{(l)}(1:k-1))$ is expressed as

$$P\left(\mathbf{x}(k)|\mathbf{z}^{(l)}(1:k-1)\right) = \sum_{i=1}^{N_s} W_i^{(l)}(k-1) P\left(\mathbf{x}(k)|\mathbb{X}_i^{(l)}(k-1)\right), \quad (12)$$

which is a continuous mixture. To generate random particles from such a mixture density, a new sample $\mathbb{X}_i^{(l)}(k|k-1)$ is generated from its corresponding mixture $P(\mathbf{x}(k)|\mathbb{X}_i^{(l)}(k-1))$ in Eq. (12). Its weight $W_i^{(l)}(k-1)$ is the same as the corresponding weight for $\mathbb{X}_i^{(l)}(k-1)$. The prediction density is given by

$$P\left(\mathbf{x}(k)|\mathbf{z}^{(l)}(1:k-1)\right) = \sum_{i=1}^{N_s} W_i^{(l)}(k-1) \delta\left(\mathbf{x}(k) - \mathbb{X}_i^{(l)}(k|k-1)\right).$$

Once the random samples are generated, the minimum mean square error estimates (MMSE) of the parameters can be computed.

B. Fusion Filter

The CF/DPF introduces a second particle filter at each node, referred to as the fusion filter, which computes an estimate of the global posterior distribution $P(\mathbf{x}(0:k)|\mathbf{z}(1:k))$. Being a particle filter itself, implementation of the fusion filter requires the proposal distribution and the weight update equation. Theorem 1 [34] expresses the global posterior distribution in terms of the local filtering densities, which is used for updating the weights of the fusion filter. The selection of the proposal distribution is explained later in Section III-A. In the following discussion, the fusion filter's particles and their associated weights at node l are denoted by $\{\mathbb{X}_i^{(l,FF)}(k), W_i^{(l,FF)}(k)\}_{i=1}^{N_{FF}}$.

Theorem 1. *Assuming that the observations conditioned on the state variables and made at node l are independent of the observations made at node j , ($j \neq l$), the global posterior distribution for a N -sensor network is given by*

$$P\left(\mathbf{x}(0:k)|\mathbf{z}(1:k)\right) \propto \frac{\prod_{l=1}^N P\left(\mathbf{x}(k)|\mathbf{z}^{(l)}(1:k)\right)}{\prod_{l=1}^N P\left(\mathbf{x}(k)|\mathbf{z}^{(l)}(1:k-1)\right)} \times P\left(\mathbf{x}(0:k)|\mathbf{z}(1:k-1)\right), \quad (13)$$

where the last term can be factorized as follows

$$P\left(\mathbf{x}(0:k)|\mathbf{z}(1:k-1)\right) = P\left(\mathbf{x}(k)|\mathbf{x}(k-1)\right) P\left(\mathbf{x}(0:k-1)|\mathbf{z}(1:k-1)\right). \quad (14)$$

The proof of Theorem 1 is included in Appendix A. Note that the optimal distributed protocol defined in Eq. (13) consists of three terms: (i) Product of the local filtering distribution $\prod_{i=1}^N P(\mathbf{x}(k)|\mathbf{z}^{(l)}(1:k))$ which depends on local observations; (ii) Product of local prediction densities $\prod_{i=1}^N P(\mathbf{x}(k)|\mathbf{z}^{(l)}(1:k-1))$, which is again only based on the local observations and represent the common information between neighboring nodes, and; (iii) Global prediction density $P(\mathbf{x}(0:k)|\mathbf{z}(1:k-1))$ based on Eq. (14). The fusion rule, therefore, requires consensus algorithms to be run for terms (i) and (ii). The proposed CF/DPF computes the two terms separately (as described later) by running two consensus algorithms at each iteration of the fusion filter. An alternative is to compute the ratio (i.e., proportional to the local likelihood) at each node and run one consensus algorithm for computing the ratio term. In CF/DPF, we propose to estimate the numerator and denominator (Eq. (13)) separately because of the following two reasons: (a) Even when the numerator and denominator are uncorrelated and normally distributed the form of the ratio distribution is very complicated and definitely not normally distributed, and; (b) In networks with intermittent connectivity, maintaining the local filtering and prediction distributions is advantageous as it allows the CF/DPF to recover from loss of information due to delays in convergence. Maintaining the likelihood prevents the recovery of the CF/DPF in such cases.

C. Weight Update Equation

Assume that the local filters have reached steady state at iteration k , i.e., the local filter's computation is completed up to and including time iteration k where a particle filter based estimate of the local filtering distribution is available. The weight update equation for the fusion filter is given by

$$W_i^{(l,FF)}(k) = \frac{P\left(\mathbb{X}_i^{(l,FF)}(k)|\mathbf{z}(1:k)\right)}{q\left(\mathbb{X}_i^{(l,FF)}(k)|\mathbf{z}(1:k)\right)}. \quad (15)$$

We are only interested in a filtered estimate of the state variables $P(\mathbf{x}(k)|\mathbf{z}(1:k))$ at each iteration, therefore, in such scenarios following [37] we approximate $q(\mathbf{x}(k)|\mathbf{x}(1:k-1), \mathbf{z}(1:k)) = q(\mathbf{x}(k)|\mathbf{x}(k-1), \mathbf{z}(k))$. The proposal density is then dependent only on $\mathbf{x}(k)$ and $\mathbf{z}(k)$. In such a scenario, one can discard the history of the particles $\mathbb{X}_i^{(l,FF)}(0:k-2)$ at previous iterations [37]. Substituting Eq. (14) in Eq. (13) and using the result together with Eq. (7) in Eq. (15), the weight update equation is given by

$$W_i^{(l,FF)}(k) \propto W_i^{(l,FF)}(k-1) \frac{\prod_{l=1}^N P\left(\mathbb{X}_i^{(l,FF)}(k)|\mathbf{z}^{(l)}(1:k)\right)}{\prod_{l=1}^N P\left(\mathbb{X}_i^{(l,FF)}(k)|\mathbf{z}^{(l)}(1:k-1)\right)} \frac{P\left(\mathbb{X}_i^{(l,FF)}(k)|\mathbb{X}_i^{(l,FF)}(k-1)\right)}{q\left(\mathbb{X}_i^{(l,FF)}(k)|\mathbb{X}_i^{(l,FF)}(k-1), \mathbf{z}(k)\right)}, \quad (16)$$

where

$$W_i^{(l,FF)}(k-1) = \frac{P\left(\mathbb{X}_i^{(l,FF)}(k-1)|\mathbf{z}(1:k-1)\right)}{q\left(\mathbb{X}_i^{(l,FF)}(k-1)|\mathbf{z}(1:k-1)\right)}. \quad (17)$$

Observe that only the first fraction in Eq. (16) requires all nodes to participate. Given the weights $W_i^{(l, \text{FF})}(k-1)$ from the previous iteration, Eq. (16) requires the following distributions

$$\prod_{l=1}^N P\left(\mathbb{X}_i^{(l, \text{FF})}(k) | \mathbf{z}^{(l)}(1:k)\right) \quad \text{and} \quad \prod_{l=1}^N P\left(\mathbb{X}_i^{(l, \text{FF})}(k) | \mathbf{z}^{(l)}(1:k-1)\right). \quad (18)$$

The numerator of the second fraction in Eq. (16) requires the transitional distribution $P(\mathbf{x}(k) | \mathbf{x}(k-1))$, which is known from the state model. Its denominator requires the proposal distribution $q(\mathbf{x}(k) | \mathbf{x}(k-1), \mathbf{z}(k))$. Below, we show how the three terms (Eq. (18) and the proposal distribution) are determined.

D. Distributed Computation of Product Densities

Distributions in Eq. (18) are not determined by transferring the whole particle vectors and their associated weights between the neighboring nodes due to an impractically large number of information transfers. Further, the localized posteriors are represented as a Dirac mixture in the particle filter. Two separate Dirac mixtures may not have the same support and their multiplication could possibly be zero. If not, the product may not represent the true product density accurately. In order to tackle these problems, a transformation is required on the Dirac function particle representations by converting them to continuous distributions prior to communication and fusion. Gaussian distributions [23], grid-based techniques [12], Gaussian Mixture Model (GMM) [19] and Parzen representations [20] are different parametric continuous distributions used in the context of the distributed particle filter implementations. The channel filter framework [20] fuses only two local distributions, therefore, the local pdfs can be modeled [20] with such complex distributions. Incorporating these distributions in the GCF/DPF framework is, however, not a trivial task because the GCF/DPF computes the product of N local distributions. The use of a complex distribution like GMM is, therefore, computationally prohibitive.

In order to tackle this problem, we approximate the product terms in Eq. (16) with Gaussian distribution which results in local filtering and prediction densities to be normally distributed as follows

$$P\left(\mathbf{x}(k) | \mathbf{z}^{(l)}(1:k)\right) \propto \mathcal{N}\left(\boldsymbol{\mu}^{(l)}(k), \mathbf{P}^{(l)}(k)\right) \quad \text{and} \quad P\left(\mathbf{x}(k) | \mathbf{z}^{(l)}(1:k-1)\right) \propto \mathcal{N}\left(\boldsymbol{\nu}^{(l)}(k), \mathbf{R}^{(l)}(k)\right), \quad (19)$$

where $\boldsymbol{\mu}^{(l)}(k)$ and $\mathbf{P}^{(l)}(k)$ are, respectively, the mean and covariance of local particles at node l during the filtering step of iteration k . Similarly, $\boldsymbol{\nu}^{(l)}(k)$ and $\mathbf{R}^{(l)}(k)$ are, respectively, the mean and covariance of local particles at node l during the prediction step. It should be noted that we only approximate the product density for updating the weights with a Gaussian distribution and the global posterior distribution is not restricted to be Gaussian as is the case in [23]. The local filter at node l , for $(1 \leq l \leq N)$, computes

the MMSE of its local particles as follows

$$\boldsymbol{\mu}^{(l)}(k) = \sum_{i=1}^{N_s} W_i^{(l)}(k) \mathbb{X}_i^{(l)}(k) \quad (20)$$

$$\text{and } \mathbf{P}^{(l)}(k) = \sum_{i=1}^{N_s} W_i^{(l)}(k) \left(\mathbb{X}_i^{(l)}(k) - \boldsymbol{\mu}^{(l)}(k) \right) \left(\mathbb{X}_i^{(l)}(k) - \boldsymbol{\mu}^{(l)}(k) \right)^T.$$

Reference [40] shows that the product of N multivariate normal distributions is also normal, i.e.,

$$\prod_{l=1}^N P\left(\mathbf{x}(k) | \mathbf{z}^{(l)}(1:k)\right) \triangleq \prod_{l=1}^N \mathcal{N}\left(\boldsymbol{\mu}^{(l)}(k), \mathbf{P}^{(l)}(k)\right) = \frac{1}{C} \times \mathcal{N}(\boldsymbol{\mu}(k), \mathbf{P}(k)), \quad (21)$$

where C is a normalization term (Reference [40] includes the proof). Parameters $\boldsymbol{\mu}(k)$ and $\mathbf{P}(k)$ are computed as follows

$$\mathbf{P}(k) = \left(\sum_{l=1}^N \underbrace{\left(\mathbf{P}^{(l)}(k) \right)^{-1}}_{\mathbf{x}_{c1}^{(l)}(0)} \right)^{-1} \quad \text{and} \quad \boldsymbol{\mu}(k) = \mathbf{P}(k) \times \sum_{l=1}^N \underbrace{\left(\mathbf{P}^{(l)}(k) \right)^{-1} \boldsymbol{\mu}^{(l)}(k)}_{\mathbf{x}_{c2}^{(l)}(0)}. \quad (22)$$

Similarly, the product of local prediction densities (Term (18)) is modeled with a Gaussian density $\mathcal{N}(\mathbf{x}(k); \mathbf{v}(k), \mathbf{R}(k))$, where the parameters $\mathbf{v}(k)$ and $\mathbf{R}(k)$ are computed as follows

$$\mathbf{R}(k) = \left(\sum_{l=1}^N \underbrace{\left(\mathbf{R}^{(l)}(k) \right)^{-1}}_{\mathbf{x}_{c3}^{(l)}(0)} \right)^{-1} \quad \text{and} \quad \mathbf{v}(k) = \mathbf{R}(k) \times \sum_{l=1}^N \underbrace{\left(\mathbf{R}^{(l)}(k) \right)^{-1} \mathbf{v}^{(l)}(k)}_{\mathbf{x}_{c4}^{(l)}(0)}. \quad (23)$$

The parameters of the product distributions only involves average quantities and can be provided using average consensus algorithms as follows:

- (i) For $(1 \leq l \leq N)$, node l initializes its consensus states to $\mathbf{x}_{c1}^{(l)}(0) = (\mathbf{P}^{(l)}(k))^{-1}$, $\mathbf{x}_{c2}^{(l)}(0) = (\mathbf{P}^{(l)}(k))^{-1} \boldsymbol{\mu}^{(l)}(k)$, $\mathbf{x}_{c3}^{(l)}(0) = (\mathbf{R}^{(l)}(k))^{-1}$, and $\mathbf{x}_{c4}^{(l)}(0) = (\mathbf{R}^{(l)}(k))^{-1} \mathbf{v}^{(l)}(k)$, and then Eq. (9) is used to reach consensus with $\mathbf{x}_{c1}^{(l)}(t)$ used instead of $\mathbf{X}_c^{(l)}(t)$ in Eq. (9) for the first consensus run. Similarly, $\mathbf{x}_{c2}^{(l)}(t)$ is used instead of $\mathbf{X}_c^{(l)}(t)$ for the second run and so on.
- (ii) Once consensus is reached using the average consensus algorithm (Eq. (9)), parameters $\boldsymbol{\mu}^{(l)}(k)$ and $\mathbf{P}^{(l)}(k)$ are computed from the following expressions

$$\mathbf{P}(k) = 1/N \times \lim_{t \rightarrow \infty} \left\{ \left(\mathbf{x}_{c1}^{(l)}(t) \right)^{-1} \right\} \quad \text{and} \quad \boldsymbol{\mu}(k) = \lim_{t \rightarrow \infty} \left\{ \left(\mathbf{x}_{c1}^{(l)}(t) \right)^{-1} \times \mathbf{x}_{c2}^{(l)}(t) \right\} \quad (24)$$

$$\mathbf{R}(k) = 1/N \times \lim_{t \rightarrow \infty} \left\{ \left(\mathbf{x}_{c3}^{(l)}(t) \right)^{-1} \right\} \quad \text{and} \quad \mathbf{v}(k) = \lim_{t \rightarrow \infty} \left\{ \left(\mathbf{x}_{c3}^{(l)}(t) \right)^{-1} \times \mathbf{x}_{c4}^{(l)}(t) \right\}. \quad (25)$$

Based on aforementioned approximation, the weight update equation of the fusion filter (Eq. (16)) is

$$W_i^{(l, \text{FF})}(k) \propto W_i^{(l, \text{FF})}(k-1) \frac{\mathcal{N}(\mathbb{X}_i^{(l, \text{FF})}(k); \boldsymbol{\mu}(k), \mathbf{P}(k)) P(\mathbb{X}_i^{(l, \text{FF})}(k) | \mathbb{X}_i^{(l, \text{FF})}(k-1))}{\mathcal{N}(\mathbb{X}_i^{(l, \text{FF})}(k); \mathbf{v}(k), \mathbf{R}(k)) q(\mathbb{X}_i^{(l, \text{FF})}(k) | \mathbb{X}_i^{(l, \text{FF})}(k-1), \mathbf{z}(k))}. \quad (26)$$

Eq. (26) requires the proposal distribution $q(\mathbf{x}(k)|\mathbf{x}(k-1), \mathbf{z}(k))$, which is discussed next. *E. Proposal Distribution*

In this section, we describe three different proposal distributions in CF/DPF.

1. **SIR Fusion Filter:** The most common strategy is to sample from the probabilistic model of the state evolution, i.e., to use transitional density $P(\mathbf{x}(k)|\mathbf{x}(k+1))$ as proposal distribution. The simplified weight update equation for the SIR fusion filter is obtained from Eq. (26) as follows

$$W_i^{(l, \text{FF})}(k) \propto W_i^{(l, \text{FF})}(k-1) \frac{\mathcal{N}(\mathbb{X}_i^{(l, \text{FF})}(k); \boldsymbol{\mu}(k), \mathbf{P}(k))}{\mathcal{N}(\mathbb{X}_i^{(l, \text{FF})}(k); \mathbf{v}(k), \mathbf{R}(k))}. \quad (27)$$

This SIR fusion filter fails if a new measurement appears in the tail of the transitional distribution or when the likelihood is too peaked in comparison with the transitional density.

2. **Product Density as Proposal Distribution:** We are free to choose any proposal distribution that appropriately considers the effect of new observations and is close to the global posterior distribution. The product of local filtering densities is a reasonable approximation of the global posterior density as such a good candidate for the proposal distribution, i.e.,

$$q(\mathbf{x}(k)|\mathbf{x}(k-1), \mathbf{z}(1:k)) \triangleq \prod_{l=1}^N P(\mathbf{x}(k)|\mathbf{z}^{(l)}(1:k)), \quad (28)$$

which means that we generate particles $\{\mathbb{X}_i^{(l, \text{FF})}(k)\}_{i=1}^{N_s}$ are generated from $\mathcal{N}(\boldsymbol{\mu}(k), \mathbf{P}(k))$. In such a scenario, the weight update equation (Eq. (26)) simplifies to

$$W_i^{(l, \text{FF})}(k) \propto W_i^{(l, \text{FF})}(k-1) \frac{P(\mathbb{X}_i^{(l, \text{FF})}(k)|\mathbb{X}_i^{(l, \text{FF})}(k-1))}{\mathcal{N}(\mathbb{X}_i^{(l, \text{FF})}(k); \mathbf{v}(k), \mathbf{R}(k))}. \quad (29)$$

Next we justify that the product term is a good choice and a near-optimal approximation of the optimal proposal distribution (Eq. (8)). Assume at iteration k , node l , for $(1 \leq l \leq N)$ computes an unbiased local estimate $\hat{\mathbf{x}}^{(l)}(k)$ of the state variables $\mathbf{x}(k)$ from its particle-based representation of the filtering distribution with the corresponding error and error covariance denoted by $\Delta_x^{(l)}(k) = \mathbf{x}(k) - \hat{\mathbf{x}}^{(l)}(k)$ and $\hat{\mathbf{P}}^{(l)}(k)$. When the estimation error $\Delta_x^{(i)}(k)$ and $\Delta_x^{(j)}(k)$, for $(1 \leq i, j \leq N)$ and $i \neq j$ are uncorrelated, the optimal fusion of N unbiased local estimates $\hat{\mathbf{x}}^{(l)}(k)$ in linear minimum variance scene is shown [41] to be given by

$$\hat{\mathbf{P}}(k) = \left(\sum_{l=1}^N \left(\hat{\mathbf{P}}^{(l)}(k) \right)^{-1} \right)^{-1} \quad \text{and} \quad \hat{\mathbf{x}}(k) = \left(\sum_{l=1}^N \left(\hat{\mathbf{P}}^{(l)}(k) \right)^{-1} \right)^{-1} \times \sum_{l=1}^N \left(\hat{\mathbf{P}}^{(l)}(k) \right)^{-1} \hat{\mathbf{x}}^{(l)}(k). \quad (30)$$

where $\hat{\mathbf{x}}(k)$ is the overall estimate obtained from $P(\mathbf{x}(k)|\mathbf{z}(1:k))$ with error covariance $\hat{\mathbf{P}}(k)$. Eq. (30) is the same as Eq. (22), which describes the statistics of the product of N normally distributed densities. The optimal proposal distribution is also a filtering density [37], therefore, the proposal distribution defined

in Eq. (28) is a good choice that simplifies the update equation of the fusion filter. Further, Eq. (28) is a reasonable approximation of the optimal proposal distribution. From the framework of unscented Kalman filter and unscented particle filter, it is well known [42] that approximating distributions will be advantageous over approximating non-linear functions. The drawback with this proposal density is the impractical assumption that the local estimates are uncorrelated. We improve the performance of the fusion filter using a better approximation of the optimal proposal distribution, which is described next.

3. Gaussian Approximation of The Optimal Proposal Distribution: We consider the optimal solution to the fusion protocol (Eq. (13)) when local filtering densities are normally distributed. In such a case, $P(\mathbf{x}(0:k)|\mathbf{z}(1:k-1))$ is also normally distributed [34] with mean $\mathbf{x}^{(l,FF)}(k)$ and covariance $\mathbf{P}^{(l,FF)}(k)$

$$\hat{\mathbf{P}}^{(l,FF)^{-1}}(k) = \left(\mathbf{R}^{(l)}(k)\right)^{-1} + \underbrace{\sum_{j=1}^N \mathbf{P}^{(j)^{-1}}(k)}_{\mathbf{x}_{c1}^{(l)}(\infty)} - \underbrace{\sum_{j=1}^N \mathbf{R}^{(j)^{-1}}(k)}_{\mathbf{x}_{c3}^{(l)}(\infty)} \quad (31)$$

$$\hat{\mathbf{x}}^{(l,FF)}(k) = \mathbf{P}^{(l,FF)^{-1}}(k) \left[\left(\mathbf{R}^{(l)}(k)\right)^{-1} \mathbf{v}^{(l)}(k) + \underbrace{\sum_{j=1}^N \mathbf{P}^{(j)^{-1}}(k) \boldsymbol{\mu}^{(j)}(k)}_{\mathbf{x}_{c2}^{(l)}(\infty)} - \underbrace{\sum_{j=1}^N \left(\mathbf{R}^{(j)}(k)\right)^{-1} \mathbf{v}^{(j)}(k)}_{\mathbf{x}_{c4}^{(l)}(\infty)} \right]. \quad (32)$$

The four terms $\mathbf{x}_{c1}^{(l)}(\infty)$, $\mathbf{x}_{c2}^{(l)}(\infty)$, $\mathbf{x}_{c3}^{(l)}(\infty)$, and $\mathbf{x}_{c4}^{(l)}(\infty)$ are already computed and available at local nodes as part of computing the product terms. Fusion rules in Eqs. (31) and (32) are obtained based on the track fusion without feedback [34]. In such a scenario, particles $\mathbb{X}_i^{(l,FF)}(k)$ are drawn from $\mathcal{N}(\mathbf{x}^{(l,FF)}(k), \mathbf{P}^{(l,FF)}(k))$ and the weight update equation (Eq. (29)) is given by

$$W_i^{(l,FF)}(k) \propto W_i^{(l,FF)}(k-1) \frac{\mathcal{N}(\mathbb{X}_i^{(l,FF)}(k); \boldsymbol{\mu}(k), \mathbf{P}(k)) P(\mathbb{X}_i^{(l,FF)}(k) | \mathbb{X}_i^{(l,FF)}(k-1))}{\mathcal{N}(\mathbb{X}_i^{(l,FF)}(k); \mathbf{v}(k), \mathbf{R}(k)) \mathcal{N}(\mathbb{X}_i^{(l,FF)}(k); \mathbf{x}_{(k)}^{(l,FF)}, \mathbf{P}_{(k)}^{(l,FF)})}. \quad (33)$$

The various steps of the fusion filter are outlined in Algorithm 1. The filtering step of the CD/DPF is based on running the localized filters at each node followed by the fusion filter, which computes the global posterior density by running consensus algorithm across the network. At the completion of the consensus step, all nodes have the same global posterior available.

As a side note to our discussion, we note that no feedback is incorporated from the fusion filter into the local filters in the current implementation of the CF/DPF. Although it may appear that such a coupling from the fusion filter to local filters would improve the CF/DPF's performance but this is generally not the case. A well known classical result [46] from the centralized literature (i.e., the centralized implementation of Eq. (13)) states that such a feedback from a fusion filter to the local filter at that node will not improve the performance of the fusion filter because Eq. (13) is optimal from the Bayesian perspective. The main advantage of the feedback is to reduce the error of the local filters. The CF/DPF,

Algorithm 1 FUSION FILTER($\{\mathbb{X}_i^{(l,FF)}(k-1), W_i^{(l,FF)}(k-1)\}_{i=1}^{N_{FF}}$)

Input: $\{\mathbb{X}_i^{(l,FF)}(k-1), W_i^{(l,FF)}(k-1)\}_{i=1}^{N_{FF}}$ - Fusion filter's particles and associated weights.

Output: $\{\mathbb{X}_i^{(l,FF)}(k), W_i^{(l,FF)}(k)\}_{i=1}^{N_s}$ Fusion filter's updated particles and associated weights.

1: **for** $l = 1 : N$, **do**

$$(\boldsymbol{\mu}^{(l)}(k), \boldsymbol{P}^{(l)}(k), \boldsymbol{v}^{(l)}(k), \boldsymbol{R}^{(l)}(k)) = \text{LocalFilter}\left(\{\mathbb{X}_i^{(l)}(k-1), W_i^{(l)}(k-1)\}_{i=1}^{N_s}, \boldsymbol{z}^{(l)}(k)\right)$$

2: **end for**

3: DoFusion($\{\boldsymbol{\mu}^{(l)}(k), \boldsymbol{P}^{(l)}(k)\}_{l=1}^N$) computes $\{\boldsymbol{\mu}^{(l,FF)}(k), \boldsymbol{P}^{(l,FF)}(k)\}$ for numerator of Eq. (13).

4: DoFusion($\{\boldsymbol{v}^{(l)}(k), \boldsymbol{R}^{(l)}(k)\}_{l=1}^N$) computes $\{\boldsymbol{v}^{(l,FF)}(k), \boldsymbol{R}^{(l,FF)}(k)\}$ for denominator of (13).

5: **for** $i = 1 : N$, **do**

- Generate particles $\{\mathbb{X}_i^{(l,FF)}(k)\}_{i=1}^{N_{l,FF}}$ by sampling proposal distribution defined in Section III-A.
- Compute weights $W_i^{(l,FF)}(k)$ using Eq. (29).

6: **end for**

7: If degeneracy observed $(\{\mathbb{X}_i^{(l,FF)}(k), W_i^{(l,FF)}(k)\}_{i=1}^{N_{FF}}) = \text{Resample}\left(\{\mathbb{X}_i^{(l,FF)}(k), W_i^{(l,FF)}(k)\}_{i=1}^{N_{FF}}\right)$.

therefore, does not incorporate any feedback from the fusion filters to localized filters to provide sufficient time for the fusion filter to converge. Finally, we note that a possible extension of the CF/DPF is to use non-parametric statistical models such as the support vector machines (SVM) [11], [31], instead, for approximating the product of N local filtering and prediction distributions. This will be considered as future work. An important task in CF/DPF is to assure that the localized and fusion filters do not lose synchronization. This issue is addressed in Section IV. *F. Computational complexity*

In this section, we provide a rough comparison of the computational complexity of the CF/DPF versus that of the centralized implementation. Because of the non-linear dynamics of the particle filter, it is somewhat difficult to drive a generalized expression for its computational complexity. There are steps that can not be easily evaluated in the complexity computation of the particle filter such as the cost of evaluating a non-linear function (as is the case for the state and observation models) [43]. In order to provide a rough comparison, we consider below a simplified linear state model with Gaussian excitation and uncorrelated Gaussian observations. Following the approach proposed in [43], the computational complexity of two implementations of the particle filter is expressed in terms of flops, where a flop is defined as addition, subtraction, multiplication or division of two floating point numbers. The computational complexity of the centralized particle filter for N -node network with N_s particles is of $O((n_x^2 + N)N_s)$. The CF/DPF runs

the local filter at each observation node which is similar in complexity to the centralized particle filter except that the observation (target's bearing at each node) is a scalar. Setting $N = 1$, the computational complexity of the local filter is of $O(n_x^2 N_{\text{LF}})$ per node, where N_{LF} is the number of particles used by the local filter. There are two additional components in the CF/DPF: (i) The fusion filter which has a complexity of $O(n_x^2 N_{\text{FF}})$ per node where N_{FF} is the number of particles used by the fusion filter, and; (ii) The CF/DPF introduces an additional consensus step which has a computational complexity of $O(n_x^2 \Delta_{\mathcal{G}} N_c(\mathbf{U}))$. The associated convergence time $N_c(\mathbf{U}) = 1/\log(1/r_{\text{asym}}(\mathbf{U}))$ provides the asymptotic number of consensus iterations required for the error to decrease by the factor of $1/e$ and is expressed in terms of the asymptotic convergence rate $r_{\text{asym}}(\mathbf{U})$. Based on [39], $N_c(\mathbf{U}) = -1/\max_{2 \leq i \leq N} \log(|\lambda_i(\mathbf{U})|)$, where $\lambda_i(\mathbf{U})$ is the eigenvalue of the consensus matrix \mathbf{U} . The overall computational complexity of the CF/DPF is, therefore, given by $\max\{O(Nn_x^2(N_{\text{LF}} + N_{\text{FF}})), O(n_x^2 \Delta_{\mathcal{G}} N_c(\mathbf{U}))\}$ compared to the computational complexity $O((n_x^2 + N)N_s)$ of the centralized implementation. Since the computational complexity of the two implementations involve different variables, it is difficult to compare them subjectively. In our simulations (explained in Section VI), the value of the variables are: $n_x = 4$, $N = 20$, $N_s = 10,000$, $N_{\text{LF}} = N_{\text{FF}} = 500$, and $N_c(\mathbf{U}) = 8$ for the network in Fig. 3(a) which results in the following rough computational counts for the two implementations: Centralized implementation: 3.6×10^5 , and CF/DPF: 3.4×10^5 . This means that the two implementations have roughly the same computational complexity for the BOT simulation of interest to us. We also note that the computational burden is distributed evenly across the nodes in the CF/DPF, while the fusion center performs most of the computations in the centralized particle filter. This places an additional power energy constraint on the fusion center causing the system to fail if the power in the fusion center drains out.

IV. MODIFIED FUSION FILTER

In the CF/DPF, the local filters and the fusion filters can run out of synchronization due to intermittent network connectivity. The local filters are confined to their sensor node and unaffected by loss of connectivity. The fusion filters, on the other hand, run consensus algorithms. The convergence of these consensus algorithms is delayed if the communication bandwidth reduced. In this section we develop ways of dealing with such intermittent connectivity issues. First, let us introduce the notation. We assume that the observations arrive at constant time intervals of ΔT . Each iteration of the local filters is performed within this interval, which we will refer to as the local filter's estimation interval. The duration (the fusion filters's estimation interval) of the update cycle of the fusion filter is denoted by T_c . Fig. 2 illustrates three scenarios dealing with different fusion filter's estimation intervals. Fig. 2(a) is the ideal scenario where

approximation of the global posterior distribution $P(\mathbf{x}(0:k)|\mathbf{z}(1:k))$ for iteration k . In other words, the fusion filters are lagging the localized filters by m iterations. In the conventional fusion filter the statistics of $P(\mathbf{x}(k+1)|\mathbf{z}^{(l)}(1:k+1))$, for $(1 \leq l \leq N)$ are used in the next consensus step of the fusion filter which then computes the global posterior $P(\mathbf{x}(0:k+1)|\mathbf{z}(1:k+1))$ based on Theorem 1. The modified fusion filter uses the most recent local filtering distributions $P(\mathbf{x}(k+m)|\mathbf{z}^{(l)}(1:k+m))$ according to Theorem 2.

Theorem 2. *Conditioned on the state variables, assume that the observations made at node l are independent of the observations made at node j , ($j \neq l$). The global posterior distribution for a N -sensor network at iteration $k+m$ is then given by*

$$P(\mathbf{x}(0:k+m)|\mathbf{z}(1:k+m)) \propto \prod_{l=1}^N \frac{\prod_{k'=k+1}^{k+m} P(\mathbf{x}(k')|\mathbf{z}^{(l)}(1:k'))}{\prod_{k'=k+1}^{k+m} P(\mathbf{x}(k')|\mathbf{z}^{(l)}(1:k'-1))} \prod_{k'=k+1}^{k+m} P(\mathbf{x}(k')|\mathbf{x}(k'-1)) \times P(\mathbf{x}(0:k)|\mathbf{z}(1:k)). \quad (34)$$

The proof of Theorem 2 is included in Appendix B. In the consensus step of the modified fusion filter, two average consensus algorithms are used to compute $\prod_{l=1}^N \prod_{k'=k+1}^{k+m} P(\mathbf{x}(k')|\mathbf{z}^{(l)}(1:k'))$ and $\prod_{l=1}^N \prod_{k'=k+1}^{k+m} P(\mathbf{x}(k')|\mathbf{z}^{(l)}(1:k'-1))$, i.e.,

$$\prod_{l=1}^N \prod_{k'=k+1}^{k+m} P(\mathbf{x}(k')|\mathbf{z}^{(l)}(1:k')) \propto \prod_{l=1}^N \mathcal{N}(\boldsymbol{\mu}^{(l)}(k+1:k+m), \mathbf{P}^{(l)}(k+1:k+m)) \quad (35)$$

$$\text{and } \prod_{l=1}^N \prod_{k'=k+1}^{k+m} P(\mathbf{x}(k')|\mathbf{z}^{(l)}(1:k'-1)) \propto \prod_{l=1}^N \mathcal{N}(\mathbf{v}^{(l)}(k+1:k+m), \mathbf{R}^{(l)}(k+1:k+m)), \quad (36)$$

instead of computing $\prod_{l=1}^N P(\mathbf{x}(k)|\mathbf{z}^{(l)}(1:k))$ and $\prod_{l=1}^N P(\mathbf{x}(k)|\mathbf{z}^{(l)}(1:k-1))$ as was the case for the conventional fusion filter. The modified fusion filter starts with a set of particles $\mathbb{X}_i^{(\text{MFF},l)}(k)$, $W_i^{(\text{MFF},l)}(k)$ approximating $P(\mathbf{x}(0:k)|\mathbf{z}(1:k))$ and generates updated particles $\mathbb{X}_i^{(\text{MFF},l)}(k+m)$, $W_i^{(\text{MFF},l)}(k+m)$ for $P(\mathbf{x}(0:k+m)|\mathbf{z}(1:k+m))$ using the following weight update equation

$$W_i^{(l,\text{MFF})}(k+m) \propto W_i^{(l,\text{MFF})}(k) \times \frac{\prod_{k'=k+1}^{k+m} P(\mathbb{X}_i^{(l,\text{MFF})}(k')|\mathbb{X}_i^{(l,\text{MFF})}(k'-1))}{\mathcal{N}(\mathbb{X}_i^{(l,\text{MFF})}(k+m); \mathbf{v}(k+1:k+m), \mathbf{R}(k+1:k+m))}, \quad (37)$$

which is obtained directly from Eq. (34). Note that the normal approximation in Eqs. (35)–(37) are similar to the ones used in the conventional fusion filter. Furthermore, we note that the modification requires prediction of the particles from iteration k all the way to $k+m$ in order to evaluate the second term on the right hand side of Eq. (37). Algorithm 2 outlines this step and summarizes the modified fusion filter.

Algorithm 2 MODIFIED FUSION FILTER

Input: $\{\mathbb{X}_i^{(l,\text{MFF})}(k), W_i^{(l,\text{MFF})}(k)\}_{i=1}^{N_{l,\text{MFF}}}$ - Fusion filter's particles and associated weights.

Output: $\{\mathbb{X}_i^{(l,\text{MFF})}(k+m), W_i^{(l,\text{MFF})}(k+m)\}_{i=1}^{N_s}$ updated particles and associated weights.

1: **for** $k' = k+1 : k+m$, **do**

$$\mathcal{N}(\boldsymbol{\mu}^{(l)}(k'), \mathbf{P}^{(l)}(k')) = \text{SaveGaussian}\left(\{\mathbb{X}_i^{(l)}(k'), W_i^{(l)}(k')\}_{i=1}^{N_s}\right)$$

$$\mathcal{N}(\mathbf{v}^{(l)}(k'), \mathbf{R}^{(l)}(k')) = \text{SaveGaussian}\left(\{\mathbb{X}_i^{(l)}(k'+1|k'), W_i^{(l)}(k')\}_{i=1}^{N_s}\right)$$

2: **end for**

$$3: \mathcal{N}(\boldsymbol{\mu}^{(l)}(k+1:k+m), \mathbf{P}^{(l)}(k+1:k+m)) = \text{SaveGaussian}\left(\prod_{k'=k+1}^{k+m} \mathcal{N}(\boldsymbol{\mu}^{(l)}(k'), \mathbf{P}^{(l)}(k'))\right).$$

$$4: \mathcal{N}(\mathbf{v}^{(l)}(k+1:k+m), \mathbf{R}^{(l)}(k+1:k+m)) = \text{SaveGaussian}\left(\prod_{k'=k+1}^{k+m} \mathcal{N}(\mathbf{v}^{(l)}(k'), \mathbf{R}^{(l)}(k'))\right).$$

$$5: \{\boldsymbol{\mu}^{(l,\text{MFF})}(k+1:k+m), \mathbf{P}^{(l,\text{MFF})}(k+1:k+m)\} = \text{DoFusion}(\{\boldsymbol{\mu}^{(l)}(k+1:k+m), \mathbf{P}^{(l)}(k+1:k+m)\}_{l=1}^N).$$

$$6: \{\mathbf{v}^{(l,\text{MFF})}(k+1:k+m), \mathbf{R}^{(l,\text{MFF})}(k+1:k+m)\} = \text{DoFusion}(\{\mathbf{v}^{(l)}(k+1:k+m), \mathbf{R}^{(l)}(k+1:k+m)\}_{l=1}^N).$$

7: **for** $i = 1 : N_{\text{FF}}$, **do**

8: **for** $k' = k+1 : k+m-1$, **do**

$$\mathbb{X}_i^{(l,\text{MFF})}(k') \sim P(\mathbf{x}(k') | \mathbb{X}_i^{(l,\text{MFF})}(k'-1)).$$

9: **end for**

$$\mathbb{X}_i^{(l,\text{MFF})}(k+m) \sim \mathcal{N}(\boldsymbol{\mu}^{(l,\text{MFF})}(k+1:k+m), \mathbf{P}^{(l,\text{MFF})}(k+1:k+m)).$$

 Compute weights $W_i^{(l,\text{MFF})}(k+m)$ using Eq. (37).

10: **end for**

V. DISTRIBUTED POSTERIOR CRAMÉR-RAO LOWER BOUND

Considering the non-linear filtering problem modeled in Eqs. (1) and (2) and the posterior distribution (Eq. (13)) used in developing the CF/DPF, in this section we derive the Posterior Cramér-Rao lower bound (PCRLB) for a distributed architecture. Previous algorithms to compute the PCRLB are derived for the centralized [2] and hierarchical architectures [3]. The optimal PCRLB for the distributed architecture is not yet available and only an approximate expression [4] has recently been derived. In this section we derive the optimal PCRLB for the distributed particle filter implementation (CF/DPF). We note that our result is not restricted to the particle filter and CF/DPF but is also applicable to any other distributed estimation approach.

The PCRLB inequality [2] states that the mean square error (MSE) of the estimate $\hat{\mathbf{x}}(0:k)$ of the state variables $\mathbf{x}(0:k)$ is lower bounded by

$$\mathbb{E}\{(\hat{\mathbf{x}}(0:k) - \mathbf{x}(0:k))(\hat{\mathbf{x}}(0:k) - \mathbf{x}(0:k))^T\} \geq [\mathbf{J}(\mathbf{x}(0:k))]^{-1}, \quad (38)$$

where \mathbb{E} is the expectation operator. Matrix $\mathbf{J}(\mathbf{x}(0:k))$ is referred to as the FIM [2] derived from the joint probability density function (PDF) $P(\mathbf{x}(0:k), \mathbf{z}(1:k))$. Let ∇ and Δ , respectively, be operators of the first and second order partial derivatives given by $\nabla_{\mathbf{x}(k)} = [\frac{\partial}{\partial X_1(k)}, \dots, \frac{\partial}{\partial X_{n_x}(k)}]^T$ and $\Delta_{\mathbf{x}(k-1)}^{\mathbf{x}(k)} = \nabla_{\mathbf{x}(k-1)} \nabla_{\mathbf{x}(k)}^T$. One form of the Fisher information matrix $\mathbf{J}(\mathbf{x}(0:k))$ is defined as [2]

$$\mathbf{J}(\mathbf{x}(0:k)) = \mathbb{E}\left\{ -\Delta_{\mathbf{x}(0:k)}^{\mathbf{x}(0:k)} \log P(\mathbf{x}(0:k), \mathbf{z}(1:k)) \right\}. \quad (39)$$

An alternative expression for the FIM can be derived from the factorization $P(\mathbf{x}(0:k), \mathbf{z}(1:k)) = P(\mathbf{x}(0:k)|\mathbf{z}(1:k)) \times P(\mathbf{z}(1:k))$. Since $P(\mathbf{z}(1:k))$ is independent of the state variables, we have

$$\mathbf{J}(\mathbf{x}(0:k)) = \mathbb{E}\left\{ -\Delta_{\mathbf{x}(0:k)}^{\mathbf{x}(0:k)} \log P(\mathbf{x}(0:k)|\mathbf{z}(1:k)) \right\}. \quad (40)$$

We now describe the centralized sequential formulation of the FIM.

A. PCRLB for centralized architectures

Decomposing $\mathbf{x}(0:k)$ as $\mathbf{x}(0:k) = [\mathbf{x}^T(0:k-1), \mathbf{x}^T(k)]^T$ in $\mathbf{J}(\mathbf{x}(0:k))$, Eq. (40) simplifies to

$$\mathbf{J}(\mathbf{x}(0:k)) \triangleq \begin{bmatrix} \mathbf{A}^{11}(k) & \mathbf{A}^{12}(k) \\ \mathbf{A}^{21}(k) & \mathbf{A}^{22}(k) \end{bmatrix} = \mathbb{E}\left\{ -1 \times \begin{bmatrix} \Delta_{\mathbf{x}(0:k-1)}^{\mathbf{x}(0:k-1)} & \Delta_{\mathbf{x}(0:k-1)}^{\mathbf{x}(k)} \\ \Delta_{\mathbf{x}(k)}^{\mathbf{x}(0:k-1)} & \Delta_{\mathbf{x}(k)}^{\mathbf{x}(k)} \end{bmatrix} \log P(\mathbf{x}(0:k)|\mathbf{z}(1:k)) \right\},$$

provided that the expectations and derivatives exist. The information submatrix $\mathbf{J}(\mathbf{x}(k))$ for estimating $\mathbf{x}(k)$ is given by the inverse of the $(n_x \times n_x)$ right-lower block of $[\mathbf{J}(\mathbf{x}(0:k))]^{-1}$. The information submatrix is computed using the matrix inversion lemma [2] and given by

$$\mathbf{J}(\mathbf{x}(k)) = \mathbf{A}^{22}(k) - \mathbf{A}^{21}(k)(\mathbf{A}^{11}(k))^{-1}\mathbf{A}^{12}(k). \quad (41)$$

Proposition 1 [2] derives $\mathbf{J}(\mathbf{x}(k))$ recursively without manipulating the large $(kn_x \times kn_x)$ matrix $\mathbf{A}^{11}(k)$. The initial condition is given by $\mathbf{J}(\mathbf{x}(0)) = \mathbb{E}\{-\Delta_{\mathbf{x}(0)}^{\mathbf{x}(0)} \log P(\mathbf{x}(0))\}$.

Proposition 1. *The sequence $\{\mathbf{J}(\mathbf{x}(k))\}$ of local posterior information sub-matrices for estimating state vectors $\mathbf{x}(k)$ at node l , for $(1 \leq l \leq N)$, obeys the following recursion*

$$\mathbf{J}(\mathbf{x}(k+1)) = \mathbf{D}^{22}(k) - \mathbf{D}^{21}(k) \left(\mathbf{J}(\mathbf{x}(k)) + \mathbf{D}^{11}(k) \right)^{-1} \mathbf{D}^{12}(k)$$

where

$$\mathbf{D}^{11}(k) = \mathbb{E}\left\{ -\Delta_{\mathbf{x}(k)}^{\mathbf{x}(k)} \log P(\mathbf{x}(k+1)|\mathbf{x}(k)) \right\} \quad (42)$$

$$\mathbf{D}^{12}(k) = [\mathbf{D}^{21}(k)]^T = \mathbb{E}\left\{ -\Delta_{\mathbf{x}(k)}^{\mathbf{x}(k+1)} \log P(\mathbf{x}(k+1)|\mathbf{x}(k)) \right\} \quad (43)$$

$$\mathbf{D}^{22}(k) = \mathbb{E}\left\{ -\Delta_{\mathbf{x}(k+1)}^{\mathbf{x}(k+1)} \log P(\mathbf{x}(k+1)|\mathbf{x}(k)) \right\} + \underbrace{\mathbb{E}\left\{ -\Delta_{\mathbf{x}(k+1)}^{\mathbf{x}(k+1)} \log P(\mathbf{z}(k+1)|\mathbf{x}(k+1)) \right\}}_{\mathbf{J}(\mathbf{z}(k+1))}, \quad (44)$$

The proof of Proposition 1 is given in [2]. Conditioned on the state variables, the observations made at different nodes are independent, therefore, $\mathbf{J}(\mathbf{z}(k+1))$ [35] in Eq. (44) simplifies to

$$\mathbf{J}(\mathbf{z}(k+1)) = \sum_{l=1}^N \mathbf{J}(\mathbf{z}^{(l)}(k+1)) = \sum_{l=1}^N \mathbb{E}\left\{ -\Delta_{\mathbf{x}(k+1)}^{\mathbf{x}(k+1)} \log P(\mathbf{z}^{(l)}(k+1)|\mathbf{x}(k+1)) \right\}.$$

In other words, the expression for $\mathbf{J}(\mathbf{x}(k+1))$ (Eq. (42)) requires distributed information (sensor measurement) only for computing $\mathbf{J}(\mathbf{z}(k+1))$. Other terms in Eq. (42) can be computed locally. In the next section, we derive the distributed PCRLB.

B. PCRLB for distributed architectures

In the sequel, $\mathbf{J}^{(l)}(\mathbf{x}(0:k))$, for $(1 \leq l \leq N)$, denotes the local FIM corresponding to the local estimate of $\mathbf{x}(0:k)$ derived from the local posterior density $P(\mathbf{x}(0:k)|\mathbf{z}^{(l)}(1:k))$. Similarly, $\mathbf{J}^{(l)}(\mathbf{x}(0:k+1|k))$ denotes the local FIM corresponding to the local prediction estimate of $\mathbf{x}(0:k+1)$ derived from the local prediction density $P(\mathbf{x}(0:k+1), \mathbf{z}^{(l)}(1:k))$. The expressions for $\mathbf{J}^{(l)}(\mathbf{x}(0:k))$ and $\mathbf{J}^{(l)}(\mathbf{x}(0:k+1|k))$ are similar in nature to Eq. (41) except that the posterior density $P(\mathbf{x}(0:k)|\mathbf{z}(1:k))$ is replaced by their corresponding local posteriors. The local FIM $\mathbf{J}^{(l)}(\mathbf{x}(k))$ is given by the inverse of the $(n_x \times n_x)$ right-lower block of $[\mathbf{J}^{(l)}(\mathbf{x}(0:k))]^{-1}$. Similarly, the prediction FIM $\mathbf{J}^{(l)}(\mathbf{x}(k+1|k))$ is given by the inverse of the $(n_x \times n_x)$ right-lower block of $[\mathbf{J}^{(l)}(\mathbf{x}(0:k+1|k))]^{-1}$.

The problem we wish to solve is to compute the global information sub-matrix, denoted by $\mathbf{J}(\mathbf{x}(k+1))$, as a function of the local FIMs $\mathbf{J}^{(l)}(\mathbf{x}(k+1))$ and local prediction FIMs $\mathbf{J}^{(l)}(\mathbf{x}(k+1|k))$, for $(1 \leq l \leq N)$. Note that $\mathbf{J}^{(l)}(\mathbf{x}(k))$ can be updated sequentially using Eqs. (42)-(44) where $\mathbf{J}(\mathbf{z}^{(l)}(k+1))$ replaces $\mathbf{J}(\mathbf{z}(k+1))$ in Eq. (44). Proposition 2 derives a recursive formula for computing $\mathbf{J}^{(l)}(\mathbf{x}(k+1|k))$, i.e., the FIM for the local prediction distribution.

Proposition 2. *The sequence $\{\mathbf{J}^{(l)}(\mathbf{x}(k+1|k))\}$ of the local prediction information sub-matrices for predicting state vectors $\mathbf{x}(k)$ at node l , for $(1 \leq l \leq N)$, follows the recursion*

$$\mathbf{J}^{(l)}(\mathbf{x}(k+1|k)) = \mathbf{B}^{22}(k) - \mathbf{D}^{21}(k)(\mathbf{J}^{(l)}(\mathbf{x}(k)) + \mathbf{D}^{11}(k))^{-1}\mathbf{D}^{12}(k) \quad (45)$$

where $\mathbf{J}^{(l)}(\mathbf{x}(k))$ is given by Eq. (42), $\mathbf{D}^{11}(k)$, $\mathbf{D}^{12}(k)$, and $\mathbf{D}^{21}(k)$ are given by Eqs. (42)-(44) and

$$\mathbf{B}^{22}(k) = \mathbb{E}\left\{ -\Delta_{\mathbf{x}(k+1)}^{\mathbf{x}(k+1)} \log P(\mathbf{x}(k+1)|\mathbf{x}(k)) \right\}, \quad (46)$$

The proof of Proposition 2 is included in Appendix D. Theorem 3 is our main result. It provides the optimal recursive formula for computing the distributed FIM corresponding to the global estimation from the local FIMs $\mathbf{J}^{(l)}(\mathbf{x}(k))$ and local prediction FIMs $\mathbf{J}^{(l)}(\mathbf{x}(k+1|k))$.

Theorem 3. *The sequence $\{\mathbf{J}(\mathbf{x}(k))\}$ of information sub-matrices corresponding to global estimates follows the recursion*

$$\mathbf{J}(\mathbf{x}(k+1)) = \mathbf{C}^{22}(k) - \mathbf{D}^{21}(k)(\mathbf{J}(\mathbf{x}(k)) + \mathbf{D}^{11}(k))^{-1}\mathbf{D}^{12}(k) \quad (47)$$

where $\mathbf{D}^{11}(k)$, $\mathbf{D}^{21}(k)$, and $\mathbf{D}^{12}(k)$ are given by Eqs. (42)-(44) and

$$\mathbf{C}^{22}(k+1) = \sum_{l=1}^N \mathbf{J}^{(l)}(\mathbf{x}(k+1)) - \sum_{l=1}^N \mathbf{J}^{(l)}(\mathbf{x}(k+1|k)) + \mathbb{E}\{-\Delta_{\mathbf{x}(k+1)}^{\mathbf{x}(k+1)} \log P(\mathbf{x}(k+1)|\mathbf{x}(k))\}, \quad (48)$$

where $\mathbf{J}^{(l)}(\mathbf{x}(k+1))$ and $\mathbf{J}^{(l)}(\mathbf{x}(k+1|k))$ are defined in Propositions 1 and 2, respectively.

The proof of Theorem 3 is included in Appendix C. In [4], an approximate updating equation based on the information filter (an alternative form of the Kalman filter) is proposed for computing $\mathbf{J}(\mathbf{x}(k+1))$, i.e.,

$$\mathbf{J}(\mathbf{x}(k+1)) = \sum_{l=1}^N \left(\mathbf{J}^{(l)}(\mathbf{x}(k+1)) - \mathbf{J}^{(l)}(\mathbf{x}(k+1|k)) \right). \quad (49)$$

Note the differences between Eqs. (47) and (49). The approximate distributed bound (Eq. (49)) only includes the first two terms of $\mathbf{C}^{22}(k+1)$ in Eq. (48) and ignores the expectation term in (48) as well as the second term in Eq. (47).

The expectation terms in Eqs. (42)-(44), (46), and (48) can be further simplified for additive Gaussian noise, i.e., when $\xi(\cdot)$ and $\zeta^{(l)}(\cdot)$ are normally distributed with zero mean and covariance matrices $\mathbf{Q}(k)$ and $\mathbf{R}^{(l)}(k)$, respectively. In this case, we have

$$\mathbf{D}^{11}(k) = \mathbb{E}\{[\nabla_{\mathbf{x}(k)} \mathbf{f}^T(k)] \mathbf{Q}^{-1}(k) [\nabla_{\mathbf{x}(k)} \mathbf{f}^T(k)]^T\} \quad (50)$$

$$\mathbf{D}^{12}(k) = -\mathbb{E}\{[\nabla_{\mathbf{x}(k)} \mathbf{f}^T(k)] \mathbf{Q}^{-1}(k) = [\mathbf{D}^{21}(k)]^T \quad (51)$$

$$\mathbf{D}^{22}(k) = \mathbf{Q}^{-1}(k) + \mathbb{E}\{[\nabla_{\mathbf{x}(k+1)} \mathbf{g}^{(l)T}(k+1)] \mathbf{R}^{(l)-1}(k+1) [\nabla_{\mathbf{x}(k+1)} \mathbf{g}^{(l)T}(k+1)]^T\} \quad (52)$$

$$\mathbf{B}^{22}(k) = \mathbf{Q}^{-1}(k), \quad (53)$$

$$\text{and } \mathbf{C}^{22}(k+1) = \sum_{l=1}^N \mathbf{J}^{(l)}(\mathbf{x}(k+1)) - \sum_{l=1}^N \mathbf{J}^{(l)}(\mathbf{x}(k+1|k)) + \mathbf{Q}^{-1}(k). \quad (54)$$

Note that Theorem 3 (Eqs. (47)-(48)) provides a recursive framework for computing the distributed PCRLB. Further, the proposed distributed PCRLB can be implemented in a distributed fashion because Eq. (48) has only two summation terms involving local parameters. These terms can be computed in a distributed manner using the average consensus algorithms [26]. Other terms in Eqs. (47)-(48) are dependent only on the process model and can be derived locally. In cases (non-linear/non-Gaussian dynamic systems) where direct computation of $\mathbf{D}^{11}(k)$, $\mathbf{D}^{12}(k)$, $\mathbf{D}^{21}(k)$, $\mathbf{D}^{22}(k)$, $\mathbf{B}^{22}(k)$, and $\mathbf{C}^{22}(k)$

involves high-dimensional integrations, sequential Monte Carlo methods (particle filters) can alternatively be used to compute these terms.

VI. SIMULATIONS: BEARING ONLY TARGET TRACKING

A distributed bearing-only tracking (BOT) application [38] is simulated to test the proposed CF/DPF. The BOT problem arises in a variety of nonlinear signal processing applications including radar surveillance, underwater submarine tracking in sonar, and robotics [38]. The objective is to design a practical filter capable of estimating the state kinematics $\mathbf{x}(k) = [X(k), Y(k), \dot{X}(k), \dot{Y}(k)]$ (position $[X, Y]$ and velocity $[\dot{X}, \dot{Y}]$) of the target from the bearing angle measurements and prior knowledge of the target's motion. The BOT is inherently a nonlinear application with nonlinearity incorporated either in the state dynamics or in the measurement model depending on the choice of the coordinate system used to formulate the problem. In this paper, we consider non-linear target kinematics with a non-Gaussian observation model. A clockwise coordinated turn kinematic motion model [38] given by

$$\mathbf{f}(\mathbf{x}(k)) = \begin{bmatrix} 1 & 0 & \frac{\sin(\Omega(k)\Delta T)}{\Omega(k)} & -\frac{1-\cos(\Omega(k)\Delta T)}{\Omega(k)} \\ 0 & 1 & \frac{1-\cos(\Omega(k)\Delta T)}{\Omega(k)} & \frac{\sin(\Omega(k)\Delta T)}{\Omega(k)} \\ 0 & 0 & \cos(\Omega(k)\Delta T) & -\sin(\Omega(k)\Delta T) \\ 0 & 0 & \sin(\Omega(k)\Delta T) & \cos(\Omega(k)\Delta T) \end{bmatrix}, \quad \text{with} \quad \Omega(k) = \frac{A_m}{\sqrt{(\dot{X}(k))^2 + (\dot{Y}(k))^2}}, \quad (55)$$

is considered with the manoeuvre acceleration parameter A_m set to 1.08×10^{-5} units/s² [38]. A sensor network of $N = 20$ nodes with random geometric graph model in a square region of dimension (16×16) units is considered. Each sensor communicates only with its neighboring nodes within a connectivity radius of $\sqrt{2\log(N)/N}$ units. In addition, the network is assumed to be connected with each node linked to at least one other node in the network. Measurements are the target's bearings with respect to the platform of each node (referenced clockwise positive to the y -axis), i.e.,

$$Z^{(l)}(k) = \text{atan} \left(\frac{X(k) - X^{(l)}}{Y(k) - Y^{(l)}} \right) + \zeta^{(l)}(k), \quad (56)$$

where $(X^{(l)}, Y^{(l)})$ are the coordinates of node l . The observations are assumed to be corrupted by the non-Gaussian *target glint noise* [44] modeled as a mixture model of two zero-mean Gaussians [44], one with a high probability of occurrence and small variance and the other with relatively a small probability of occurrence and high variance. The likelihood model at node l , for $(1 \leq l \leq N)$, is described as

$$P(\mathbf{z}^{(l)}|\mathbf{x}(k)) = (1 - \epsilon) \times \mathcal{N}(\mathbf{x}; 0, \sigma_{\zeta^{(l)}}^2(k)) + \epsilon \times \mathcal{N}(\mathbf{x}; 0, 10^4 \sigma_{\zeta^{(l)}}^2(k)), \quad (57)$$

where $\epsilon = 0.09$ in the simulations. Furthermore, the observation noise is assumed to be state dependent such that the bearing noise variance $\sigma_{\zeta^{(l)}}^2(k)$ at node l depends on the distance $r^{(l)}(k)$ between the observer and target. Based on [45], the variance of the observation noise at node l is, therefore, given by

$$\sigma_{\zeta^{(l)}}^2(k) = 0.08r^{(l)^2}(k) + 0.1150r^{(l)}(k) + 0.7405. \quad (58)$$

Due to state-dependent noise variance, we note that the signal to noise ratio (SNR) is time-varying and differs (within a range of -10dB to 20dB) from one sensor node to the other depending on the location of the target. Averaged across all nodes and time, the mean SNR is 5.5dB . In our simulations, we chose to incorporate observations made at all nodes in the estimation, however, sensor selection based on the proposed distributed PCRLB can be used, instead, which will be considered as future work. Both centralized and distributed filters are initialized based on the procedure described in [38].

Simulation Results: The target starts from coordinates $(3, 6)$ units. The position of target the target $([X, Y])$ in first three iterations are $(2.6904, 5.6209)$, $(2.3932, 5.2321)$, and $(2.1098, 4.8318)$. The initial course is set at -140° with the standard deviation of the process noise $\sigma_v = 1.6 \times 10^{-3}$ unit. The number N_s of vector particles for centralized implementation is $N_s = 10,000$. The number N_{LF} and N_{FF} of vector particles used in each local filter and fusion filter is 500. The number of particles for the CF/DPF are selected to keep its computational complexity the same as that of the centralized implementation. To quantify the tracking performance of the proposed methods two scenarios are considered as follows.

Scenario 1 accomplishes three goals. First, we compare the performance of the proposed CF/DPF versus the centralized implementation. The fusion filters used in the CF/DPF are allowed to converge between two consecutive iterations of the localized particle filters (i.e., we follow the timing subplot (a) of Fig. 2). Second, we compare the impact of the three proposal distributions listed in Section III-A on the CF/DPF. The performance of the CF/DPF is computed for each of these proposal distributions using Monte Carlo simulations. Third, we plot the proposed PCRLB computed from the distributed configuration and compare it with its counterpart obtained from the centralized architecture that includes a fusion center.

Fig. 3(a) plots one realization of the target track and the estimated tracks obtained from: (i) The CF/DPF; (ii) the centralized implementation, and; (iii) a single node estimation (stand alone case). In the CF/DPF, we used the Gaussian approximation of the optimal proposal distribution as the proposal distribution (Case 3 in Section III-A). The two estimates from the CF/DPF and the centralized implementation are fairly close to the true trajectory of the target so much so as that they overlap. The stand alone scenario based on running a particle filter at a single node (shown as the red circle in Fig. 3(a)) fails to track the target. Fig. 3(b) plots the cumulative distribution function (CDF) for the X-coordinate of the target

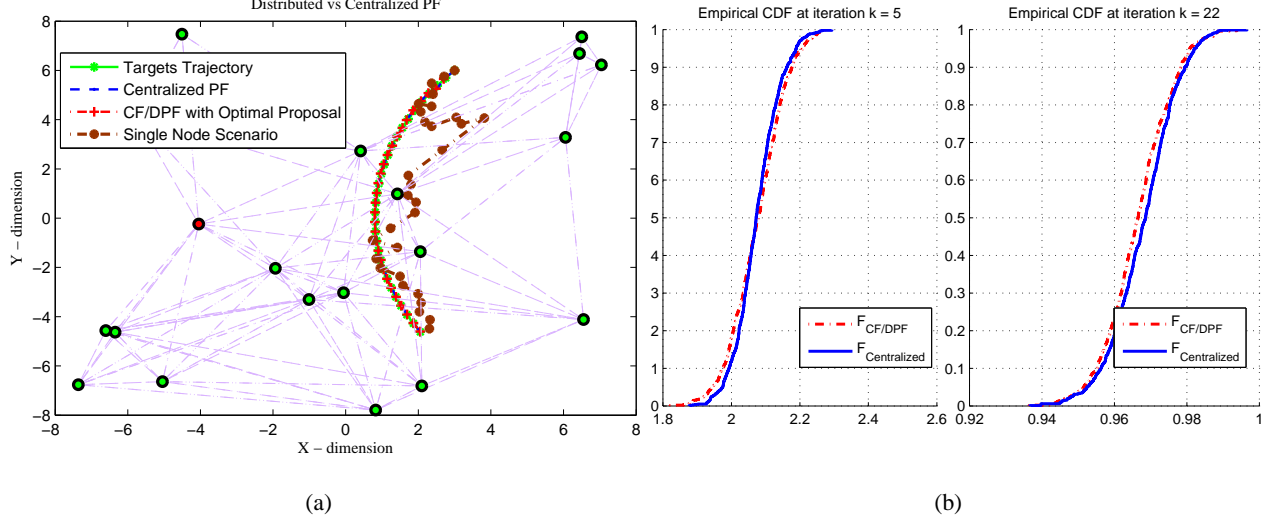


Fig. 3. Scenario 1: (a) Actual target's track alongside estimated tracks obtained from the centralized, CF/DPF and stand-alone algorithms. Here, the consensus algorithm is allowed to converge. (b) CDFs for the X-coordinate of the target estimated using the centralized and CF/DPF for $k = 5, 22$.

estimated using the centralized and CF/DPF implementations for iterations $k = 5$ and 22 . We note that the two CDFs are close to each other. Fig. 3 illustrates the near-optimal nature of the CF/DPF.

Fig. 4 compares the root mean square (RMS) error curves for the target's position. Based on a Monte-Carlo simulation of 100 runs, Fig. 4(a) plots the RMS error curves for the estimated target's position via three CF/DPF implementations obtained using different proposals distributions. We observe that the SIR fusion filter performs the worst in this highly non-linear environment with non-Gaussian observation noise, while the outputs of the centralized and the other two distributed implementations are fairly close to each other and approach the PCRLB. Since product fusion filter requires less computations, the simulations in Scenario 2 are based on the CF/DPF implementation using the product fusion filter. Second, in Fig. 4(b), we compare the PCRLB obtained from the distributed and centralized architectures. The suboptimal PCRLB based on [4] is also plotted. The Jacobian terms $\nabla_{\mathbf{x}(k)} \mathbf{f}^T(k)$ and $\nabla_{\mathbf{x}(k+1)} \mathbf{g}^{(l)T}(k+1)$, needed for the PCRLB, are computed using the procedure outlined in [38]. It is observed that the proposed distributed PCRLB outperforms the approximated bound. Furthermore, as expected, the proposed decentralized PCRLB overlaps with its centralized counterpart.

Scenario 2: The second scenario models the timing subplot (c) of Fig. 2. The lag between fusion filters and the localized filters in the CF/DPF continues to increase exponentially. The convergence of the fusion filter takes up to two iterations of the localized filters. The fusion filters are unable to converge

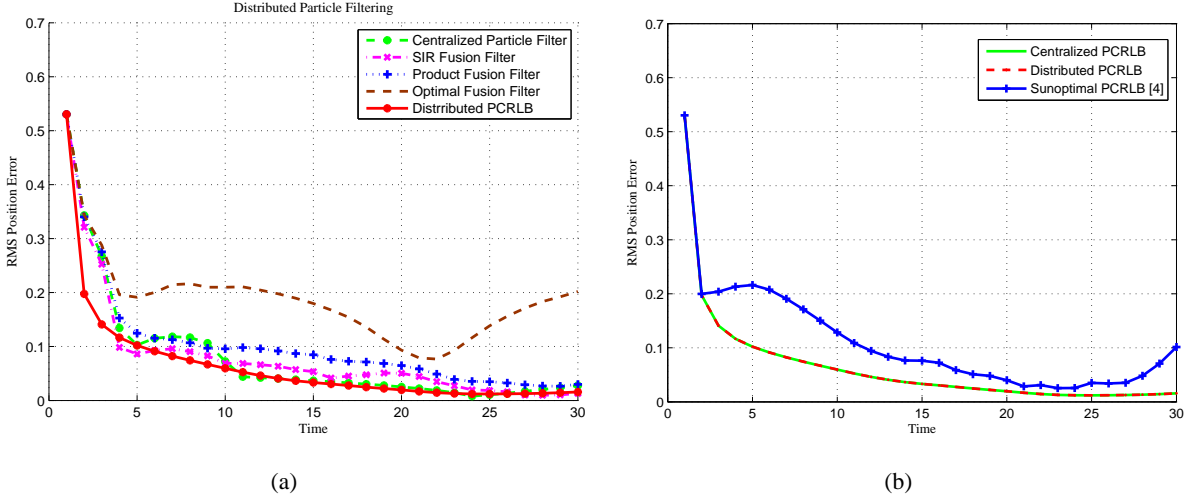


Fig. 4. Scenario 1: (a) Comparison of the proposed exact distributed PCRLB and its approximated value based on [4] plotted as a function of iterations k . The proposed distributed PCRLB overlaps the centralized PCRLB such that the two plots are virtually indistinguishable. (b) Comparison of the RMS errors resulting from the centralized versus distributed implementations.

within two consecutive iterations of the localized particle filters. The modified fusion filters described in Algorithm 2 are implemented to limit the lag to two localized filter iterations. Note that the fusion values for odd iterations are not available, a simple prediction and linear interpolation is used to provide these intermittent estimates. One realization of the random sensor placement alongside the target's track and the estimates for the location of the target are shown in Fig. 5(a). The estimates of the modified fusion filter are fairly close to the centralized counterpart. Fig. 5(b) shows the RMS error curves for the target's position based on a Monte Carlo simulation of 100 runs. The performance of the proposed modified fusion filter remains close to its centralized counterpart. The proposed CF/DPF framework is, therefore, capable of handling intermittent consensus step with non-linearity in the state dynamics and non-Gaussian observation noise.

VII. CONCLUSION

In this paper, we propose a multi-rate framework referred to as the CF/DPF for distributed implementation of the particle filter. In the proposed framework, two particle filters run at each sensor node. The first filter, referred to as the local filter, recursively runs the particle filter based only on the local observations. We introduce a second particle filter at each node, referred to as the fusion filter, which consistently assimilate local estimates into a global estimate by extracting new information. Our CF/DPF implementation allows the fusion filter to run at a rate different from that of the local filters. Achieving

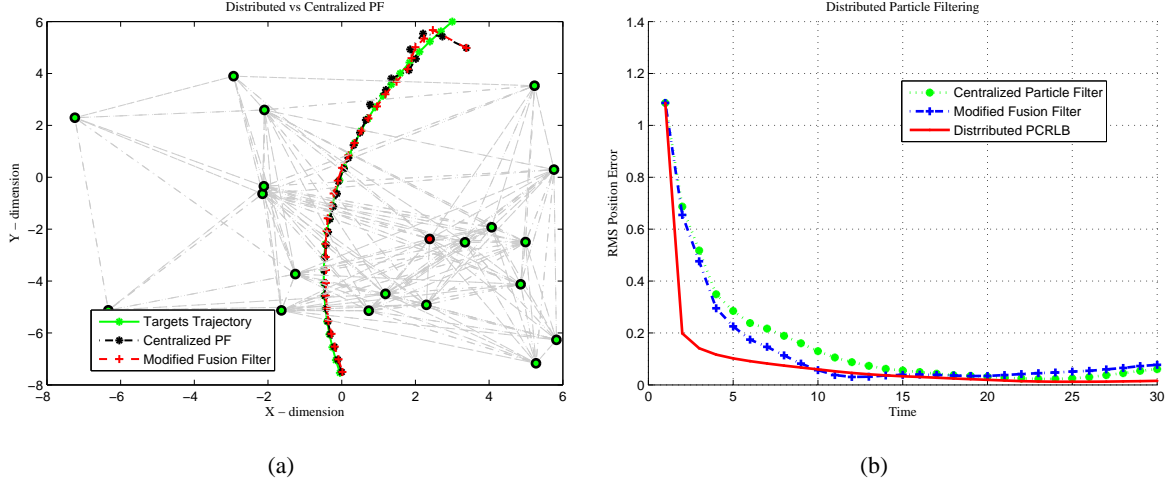


Fig. 5. Scenario 2: (a) Actual target's track alongside the estimated tracks obtained from the centralized, the modified CF/DPF. Here, the consensus algorithm converges after each 2 iterations of the local particle filters. (b) Comparison of the RMS errors resulting from the centralized versus modified fusion filter.

consensus between two successive iterations of the localized particle filter is no longer a requirement. The fusion filter and its consensus-step are now separated from the local filters, which enables the consensus step to converge without any time limitations. Another contribution of the paper is the derivation of the optimal posterior Cramér-Rao lower bound (PCRLB) for the distributed architecture based on a recursive procedure involving the local Fisher information matrices (FIM) of the distributed estimators. Numerical simulations verify the near-optimal performance of the CF/DPF. The CF/DPF estimates follows the centralized particle filter closely approaching the PCRLB at the signal to noise ratios that we tested.

APPENDIX A

Proof of Theorem 1 [34]: Theorem 1 is obtained using: (i) The Markovian property of the state variables; (ii) Assuming that the local observations made at two sensor nodes conditioned on the state variables are independent of each other, and; (iii) Using the Bayes' rule. Applying the Bayes' rule to Eq. (13), the posterior distribution can be represented as follows

$$P(\mathbf{x}(0:k)|z(1:k)) \propto P(z(k)|\mathbf{x}(k))P(\mathbf{x}(0:k)|z(1:k-1)). \quad (59)$$

Now, using the Markovian property of the state variables, Eq. (59) becomes

$$P(\mathbf{x}(0:k)|z(1:k)) \propto P(z(k)|\mathbf{x}(k)) \times P(\mathbf{x}(k)|\mathbf{x}(k-1))P(\mathbf{x}(0:k-1)|z(1:k-1)). \quad (60)$$

Assuming that the local observations made at two sensor nodes conditioned on the state variables are independent of each other Eq. (60) becomes

$$P(\mathbf{x}(0:k)|\mathbf{z}(1:k)) \propto \left(\prod_{l=1}^N P(\mathbf{z}^{(l)}(k)|\mathbf{x}(k)) \right) \times P(\mathbf{x}(k)|\mathbf{x}(k-1)) P(\mathbf{x}(0:k-1)|\mathbf{z}(1:k-1)). \quad (61)$$

Using the Bays' rule, the local likelihood function $P(\mathbf{z}^{(l)}(k)|\mathbf{x}(k))$ at node l , for $(1 \leq l \leq N)$ is

$$P(\mathbf{z}^{(l)}(k)|\mathbf{x}(k)) = \frac{P(\mathbf{x}(k)|\mathbf{z}^{(l)}(1:k))}{P(\mathbf{x}(k)|\mathbf{z}^{(l)}(1:k-1))} P(\mathbf{z}^{(l)}(k)|\mathbf{z}^{(l)}(1:k-1)). \quad (62)$$

Finally, the result (Eq. (13)) is provided by substituting Eq. (62) in Eq. (61). \blacksquare

APPENDIX B

Proof of Theorem 2: Following the approach in the proof of Theorem 1 (Appendix A), we first write the posterior density at iteration $k+m$ as

$$P(\mathbf{x}(0:k+m)|\mathbf{z}(1:k+m)) \propto \frac{\prod_{l=1}^N P(\mathbf{x}(k+m)|\mathbf{z}^{(l)}(1:k+m))}{\prod_{l=1}^N P(\mathbf{x}(k+m)|\mathbf{z}^{(l)}(1:k+m-1))} P(\mathbf{x}(0:k+m)|\mathbf{z}(1:k+m-1)). \quad (63)$$

Then the last term is factorized as follows

$$P(\mathbf{x}(0:k+m)|\mathbf{z}(1:k+m-1)) = P(\mathbf{x}(k+m)|\mathbf{x}(k+m-1)) P(\mathbf{x}(0:k+m-1)|\mathbf{z}(1:k+m-1)). \quad (64)$$

As in Eq. (63), we continue to expand $P(\mathbf{x}(0:k+m-1)|\mathbf{z}(1:k+m-1))$ (i.e., the posterior distribution at iteration $k+m-1$) all the way back to iteration $k+1$ to prove Eq. (34). \blacksquare

APPENDIX C

Proof of Theorem 3: Based on Eq. (13), term $\log(P(\mathbf{x}(0:k+1)|\mathbf{z}(1:k+1)))$ is given by

$$\begin{aligned} \log P(\mathbf{x}(0:k+1)|\mathbf{z}(1:k+1)) &= \sum_{l=1}^N \log \left(P(\mathbf{x}(k+1)|\mathbf{z}^{(l)}(1:k+1)) \right) - \sum_{l=1}^N \log \left(P(\mathbf{x}(k+1)|\mathbf{z}^{(l)}(1:k)) \right) \\ &\quad + \log \left(P(\mathbf{x}(k+1)|\mathbf{x}(k)) \right) + \log \left(P(\mathbf{x}(0:k)|\mathbf{z}(1:k)) \right). \end{aligned}$$

Expanding Eq. (41) for $\mathbf{J}(\mathbf{x}(0:k+1))$, we get

$$\mathbf{J}(\mathbf{x}(0:k+1)) = \mathbb{E} \left\{ -1 \times \begin{bmatrix} \Delta_{\mathbf{x}(0:k-1)}^{\mathbf{x}(0:k-1)} & \Delta_{\mathbf{x}(0:k-1)}^{\mathbf{x}(k)} & \Delta_{\mathbf{x}(0:k-1)}^{\mathbf{x}(k+1)} \\ \Delta_{\mathbf{x}(k)}^{\mathbf{x}(0:k-1)} & \Delta_{\mathbf{x}(k)}^{\mathbf{x}(k)} & \Delta_{\mathbf{x}(k)}^{\mathbf{x}(k+1)} \\ \Delta_{\mathbf{x}(k+1)}^{\mathbf{x}(0:k-1)} & \Delta_{\mathbf{x}(k+1)}^{\mathbf{x}(k)} & \Delta_{\mathbf{x}(k+1)}^{\mathbf{x}(k+1)} \end{bmatrix} \log P(\mathbf{x}(0:k+1)|\mathbf{z}(1:k+1)) \right\} \quad (65)$$

Substituting Eq. (65) in Eq. (65), it can be shown that

$$\mathbf{J}(\mathbf{x}(0:k+1)) = \begin{bmatrix} \mathbf{A}^{11}(k) & \mathbf{A}^{12}(k) & \mathbf{0} \\ \mathbf{A}^{21}(k) & \mathbf{A}^{22}(k) + \mathbf{D}^{11}(k) & \mathbf{D}^{12}(k) \\ \mathbf{0} & \mathbf{D}^{21}(k) & \mathbf{C}^{22}(k) \end{bmatrix}, \quad (66)$$

where $A^{11}(k)$, $A^{12}(k)$, $A^{21}(k)$ and $A^{22}(k)$ are the same as for Eq. (41); $D^{11}(k)$, $D^{12}(k)$ and $D^{21}(k)$ are the same as in Eqs. (42)-(44), and; $C^{22}(k)$ is defined in Eq. (48). Block $\mathbf{0}$ stands for a block of all zeros with the appropriate dimension. The information sub-matrix $J(\mathbf{x}(k+1))$ can be calculated as the inverse of the right lower $(n_x \times n_x)$ sub-matrix of $[J(\mathbf{x}(0:k+1))]^{-1}$ as follows

$$\begin{aligned} J(\mathbf{x}(k+1)) &= C^{22}(k) - [\mathbf{0} \quad D^{21}(k)] \times \begin{bmatrix} A^{11}(k) & A^{12}(k) \\ A^{21}(k) & A^{22}(k) + C^{11}(k) \end{bmatrix}^{-1} \begin{bmatrix} \mathbf{0} \\ D^{12}(k) \end{bmatrix} \\ &= C^{22}(k) - D^{21}(k)(J(\mathbf{x}(k)) + D^{11}(k))^{-1}D^{12}(k), \end{aligned} \quad (67)$$

obtained from the definition of $J(\mathbf{x}(k))$ based on Eq. (41). ■

APPENDIX D

Proof of Proposition 2: The proof of Proposition 2 is similar to that of Theorem 3 using the Markovian property of the state variables and based on the factorization of the joint prediction distribution

$$P(\mathbf{x}(0:k+1)|z(1:k)) = P(\mathbf{x}(k+1)|\mathbf{x}(k))P(\mathbf{x}(0:k)|z(1:k)).$$
■

REFERENCES

- [1] S. Grime and H. F. Durrant-Whyte, "Data fusion in decentralized sensor networks," in *Control Engineering Practice*, vol. 2, no. 5, 1994, pp. 849–863.
- [2] P. Tichavsky, C.H. Muravchik, and A. Nehorai, "Posterior Cramér-Rao bounds for discrete-time nonlinear filtering," *IEEE Trans. Sig. Proc.*, vol. 46, no. 5, pp. 1386–1396, 1998.
- [3] R. Tharmarasa, T. Kirubarajan, P. Jiming, and T. Lang, "Optimization-Based Dynamic Sensor Management for Distributed Multitarget Tracking," *IEEE Trans. Systems, Man, and Cybernetics*, vol. 39, no. 5, pp. 534–546, 2009.
- [4] R. Tharmarasa, T. Kirubarajan, A. Sinha, and T. Lang, "Decentralized Sensor Selection for Large-Scale Multisensor-Multitarget Tracking," *IEEE Trans. Aerospace and Electronic Systems*, vol. 47, no. 2, pp. 1307–1324, 2011.
- [5] R. Olfati-Saber, "Kalman-consensus filter: Optimality, stability, and performance," in *48th IEEE Conference on Decision and Control*, 2009, pp. 7036–7042.
- [6] Soumya Kar, Jos M. F. Moura. "Gossip and Distributed Kalman Filtering: Weak Consensus Under Weak Detectability," *IEEE Transactions on Sig. Proc.*, Vol. 59, No. 4, 2011.
- [7] P. Alriksson and A. Rantzer, "Distributed kalman filtering using weighted averaging," in *17th IEEE International Symposium on Mathematical Theory of Networks and Systems*. 2006, pp. 8179–8184.
- [8] R. Olfati-Saber and N.F. Sandell., "Distributed tracking in sensor networks with limited sensing range," in *IEEE American Control Conference*. 2008, p. 3157–3162.
- [9] R. Olfati-Saber, A. Fax, and R.M. Murry, "Consensus and coopration in networked multi-agent systems," in *Proceedings of the IEEE*, 2007.

- [10] A.G. Dimakis, S. Kar, J.M.F. Moura, M.G. Rabbat, and A. Scaglione, “Gossip algorithms for distributed signal processing,” *Proceedings of the IEEE*, vol. 98, pp. 1847–1864, 2010.
- [11] S. Challa, M. Palaniswami and A. Shilton, “Distributed data fusion using support vector machines,” in *Fifth International Conference on Information Fusion, (FUSION)*, vol. 2, 2002, p. 881-885.
- [12] M. Rosencrantz, G. Gordon, and S. Thrun, “Decentralized data fusion with distributed particle filters,” in *Conference on Uncertainty in AI (UAI)*, 2003.
- [13] G.G. Rigatos, “Distributed particle filtering over sensor networks for autonomous navigation of UAVs,” in *Robot Manipulators*, SciYo Publications, Croatia, 2010.
- [14] A. Mohammadi and A. Asif, “Distributed particle filtering for large scale dynamical systems,” In *IEEE 13th Inter. Multitopic Conference*, pp.1–5, 2009.
- [15] A. Simonetto, T. Keviczky, R. Babuska, “Distributed Non-linear Estimation for Robot Localization using Weighted Consensus”, In *IEEE Inter. Con. on Robotics and Automation*, pp.3026–3031, 2010.
- [16] Y. Huang, W. Liang, H. Yu, and Y. Xiao, “Target tracking based on a distributed particle filter in underwater sensor networks”, In *Wireless Communication and Mobile Computing*, pp. 1023–1033, 2008.
- [17] M. Bolic, P.M. Djuric, and Sangjin Hong, “Resampling algorithms and architectures for distributed particle filters,” In *IEEE Transactions on Signal Processing*, vol. 53, no. 7, pp. 2442–2450, 2005.
- [18] M. Coates, “Distributed particle filters for sensor networks,” *ISPN Sensor Networks*, 2003, pp. 99–107.
- [19] X. Sheng, Y. Hu, and P. Ramanathan, “GMM approximation for multiple targets localization and tracking in wireless sensor network,” in *Fourth International Symposium on Information Processing in Sensor Networks*, 2005, pp. 181–188.
- [20] L.L. Ong, T. Bailey, B. Uprocft, and H. Durrant-Whyte, “Decentralised particle filtering for multiple target tracking in wireless sensor networks,” in *11th Int. Conference on Information Fusion*, 2008.
- [21] D. Gu, “Distributed particle filter for target tracking,” in *IEEE Int. Con. on Robotics and Automation*, 2007, pp. 3856–3861.
- [22] D. Gu, S. Junxi, H. Zhen and L. Hongzuo, “Consensus based distributed particle filter in sensor networks,” in *IEEE Int. Con. on Information and Automation*, 2008, pp. 302–307.
- [23] M.J. Coates and B.N. Oreshkin, “Asynchronous distributed particle filter via decentralized evaluation of gaussian products,” in *Proc. ISIF Int. Conf. Information Fusion*, Edinburgh Scotland 2010.
- [24] D. Ustebay, M. Coates, and M. Rabbat, “Distributed auxiliary particle filters using selective gossip,” In *IEEE Inter. Conf. on Acoustics, Speech and Signal Proc.*, pp. 3296–3299, 2011.
- [25] B. Balasingam, M. Bolic, P.M. Djuric, and J. Miguez “Efficient distributed resampling for particle filters,” In *IEEE Int. Con. on Acoustics, Speech and Sig. Proc.*, pp. 3772–3775, 2011.
- [26] A. Mohammadi and A. Asif, “Consensus-Based Distributed Unscented Particle Filter,” in *Proc. of IEEE Workshop on Statistical Signal Processing (SSP)*, Nice, France, pp. 237–240, 2011.
- [27] A. Mohammadi and A. Asif, “A Consensus/Fusion based Distributed Implementation of the Particle Filter” in *IEEE Workshop on Computational Advances in Multi-Sensor Adaptive Processing*, 2011.
- [28] Sh. Farahmand, S. I. Roumeliotis, and G. B. Giannakis, “Particle filter adaptation for distributed sensors via set membership,” in *ICASSP 2010*, 2010, pp. 3374–3377.
- [29] S. Lee and M. West, “Markov chain distributed particle filters (MCDPF),” in *IEEE Conf. Decision and Control*, 2009.
- [30] O. Hlinka, O. Sluciak, F. Hlawatsch, P.M. Djuric, M. Rupp, “Likelihood consensus: Principles and application to distributed particle filtering,” In *IEEE Asilomar Conference on Signals, Systems and Computers*, pp.349–353, 2010.

- [31] H.Q. Liu, H.C. So, F.K.W. Chan, and K.W.K. Lui, "Distributed particle filter for target tracking in sensor networks," *Progress In Electromagnetics Research C*, Vol. 11, Non. pp. 171–182, 2009.
- [32] B. Sinopoli, L. Schenato, M. Franceschetti, K. Poolla, M. I. Jordan, and S. S. Sastry, "Kalman filtering with intermittent observations", *IEEE Trans. Automat. Contr.*, Vol. 49, No. 9, pp. 1453–1464, 2004.
- [33] S. Kar, B. Sinopoli, and J. Moura, "Kalman Filtering with Intermittent Observations: Weak Convergence to a Stationary Distribution," to appear in *IEEE Transactions on Automatic Control*.
- [34] C.Y. Chong, S. Mori, and K.C. Chang, *Multi-target Multi-sensor Tracking*, chapter Distributed Multi-target Multi-sensor Tracking, Artech House, 1990, pp. 248–295.
- [35] M.L. Hernandez, A.D. Marrs, N.J. Gordon, S.R. Maskell, and C.M. Reed, "Cramér-Rao bounds for non-linear filtering with measurement origin uncertainty," *Int. Conf. Inf. Fusion*, vol. 1, pp. 18–25, 2002.
- [36] L. Zuo, R. Niu, and P.K. Varshney, "Conditional Posterior Cramér-Rao Lower Bounds for Nonlinear Sequential Bayesian Estimation," *IEEE Trans. Sig. Proc.*, vol. 59, no. 1, 2011.
- [37] N. Gordon, M. Sanjeev, S. Maskell, and T. Clapp, "A tutorial on particle filters for online non-linear/non-gaussian bayesian tracking," *IEEE Trans. on Signal Proc.*, vol. 50, 2002, pp. 174–187.
- [38] M.S. Arulampalam, B. Ristic, N. Gordon, and T. Mansell, "Bearings-only tracking of maneuvering targets using particle filters," *Appl. Sig. Process.*, vol. 15, 2004, pp. 2351–2365.
- [39] A. Olshevsky and J. N. Tsitsiklis, "Convergence speed in distributed consensus and averaging," In *SIAM J. Control Optim.*, vol. 48, no. 1, pp. 33–56, 2009.
- [40] M. Gales and S. Airey, "Product of gaussians for speech recognition," *Computer Speech & Language*, vol. 20, no. 1, pp. 22–40, 2006.
- [41] S. L. Sun and Zi-Li Deng, "Multi-sensor optimal information fusion Kalman filters with applications," *Automatica*, vol. 40, no. 6, pp. 57–62, 2004.
- [42] R. Van der Merwe, A. Doucet, N. de Freitas and E. Wan, "The unscented particle filter," Tech. Rep. CUED/F-INFENG/TR 380, Cambridge University, 2000.
- [43] R. Karlsson, T. Schon, and F. Gustafsson, "Complexity analysis of the marginalized particle filter," *IEEE Trans. Signal Processing*, vol. 53(11), 2005, pp. 4408–4411.
- [44] X. Rong Li and V.P. Jilkov, "Survey of maneuvering target tracking. Part V. Multiple-model methods," *IEEE Transactions on Aerospace and Electronic Systems*, vol. 41, no. 4, pp. 1255–1321, 2005.
- [45] T.H. Chung, J.W. Burdick, and R.M. Murray, "Decentralized motion control of mobile sensing agents in a network," *IEEE Conf. on Decision and Control*, 2005.
- [46] Y. Zhu, Z. You, J. Zhao, K. Zhang, and X. Li, "The optimality for the distributed Kalman filtering fusion with feedback", *Automatica*, vol. 37, no. 9, pp. 1489–1493, 2001.