

# Current experimental constraints on the lightest Higgs boson mass in the constrained MSSM

Junjie Cao<sup>1,2</sup>, Zhaoxia Heng<sup>1</sup>, Dongwei Li<sup>1</sup>, Jin Min Yang<sup>3</sup>

<sup>1</sup> *Department of Physics, Henan Normal University, Xinxiang 453007, China*

<sup>2</sup> *Center for High Energy Physics, Peking University, Beijing 100871, China*

<sup>3</sup> *State Key Laboratory of Theoretical Physics,  
Institute of Theoretical Physics, Academia Sinica, Beijing 100190, China*

## Abstract

We examine the parameter space of the constrained MSSM by considering various experimental constraints. For the dark matter sector, we require the neutralino dark matter to account for the relic density measured by the WMAP and satisfy the XENON limits on its scattering rate with the nucleon. For the collider constraints, we consider all relevant direct and indirect limits from LEP, Tevatron and LHC as well as the muon anomalous magnetic moment. Especially, for the limits from  $B_s \rightarrow \mu^+ \mu^-$ , we either directly consider its branching ratio with the latest LHC data or alternatively consider the double ratio of the purely leptonic decays defined by  $\frac{Br(B_s \rightarrow \mu^+ \mu^-)/Br(B_\mu \rightarrow \tau \nu_\tau)}{Br(D_s \rightarrow \tau \nu_\tau)/Br(D \rightarrow \tau \mu \tau)}$ . We find that under these constraints, the mass of the lightest Higgs boson ( $h$ ) in both the CMSSM and the NUHM2 is upper bounded by about 124 GeV (126 GeV) before (after) considering its theoretical uncertainty. We also find that for these models the di-photon Higgs signal at the LHC is suppressed relative to the SM prediction, and that the lower bound of the top-squark mass goes up with  $m_h$ , reaching 600 GeV for  $m_h = 124$  GeV.

PACS numbers: 14.80.Cp, 12.60.Fr, 11.30.Qc

As a corner stone of the Standard Model (SM), the Higgs boson is now being exhaustively hunted at the LHC. Very recently both the CMS and ATLAS collaborations reported some hints for a relatively light Higgs boson with its mass at 124 GeV [1] and 126 GeV [2] respectively. Such a light Higgs boson can be neatly accommodated both in the SM (the electroweak precision data require a Higgs boson lighter than about 160 GeV) and in low energy supersymmetric models which predict a rather light Higgs boson below 135 GeV. Due to the large number of the free parameters, the minimal supersymmetric standard model (MSSM) can easily predict a Higgs boson with its mass around 125 GeV [3]. The constrained MSSM, however, may not be so easy to give such a mass due to its rather restrictive parameter space [4]. In this note we examine the Higgs boson mass in the constrained MSSM by considering various experimental constraints on its parameter space.

We start our analysis with a description of the constraints we investigate, which arise from both dark matter experiments and collider experiments. For the dark matter sector, we require the neutralino dark matter to account for the relic density measured by the WMAP ( $0.1053 < \Omega_{CDM}h^2 < 0.1193$ ) [5] and satisfy the XENON limits (90% C.L.) on its scattering rate with the nucleon [6]. As shown in [7], a large part of the parameter space in low energy SUSY models can be excluded by such limits. For the collider constraints, we consider the following as in [7]: (1) The LEP search for Higgs bosons; (2) The LEP limits on the masses of the sparticles such as charginos, sleptons and the third generation squarks [8], and the limits on the productions of charginos and neutralinos; (3) The Tevatron limits on charged Higgs bosons in decays of top quarks [9]. We do not consider the Tevatron limits on the masses of sparticles because they are generally weaker than the LHC limits in the constrained MSSM [10]; (4) The LHC search for SUSY Higgs bosons via  $H/A \rightarrow \tau\bar{\tau}$  (95% C.L.) [11]; (5) The latest SUSY search results (95% C.L.) at the LHC [10]. (6) The limits from the electroweak precision observables including  $R_b$  at  $2\sigma$  [12]; (7) The discrepancy of the SM prediction of muon g-2 from its experimental value,  $\delta a_\mu = (25.5 \pm 8.2) \times 10^{-10}$  [13]. We require SUSY to explain the discrepancy at  $2\sigma$  level; (8) The limits from various low energy processes [14]:

$$2.0 \times 10^{-7} < Br(B \rightarrow X_s \mu^+ \mu^-) < 6.8 \times 10^{-7},$$

$$2.16 \times 10^{-4} < Br(B \rightarrow X_s \gamma) < 4.93 \times 10^{-4},$$

$$4.7 \times 10^{-2} < Br(D_s \rightarrow \tau \nu_\tau) < 6.1 \times 10^{-2},$$

$$3.0 \times 10^{-4} < Br(D \rightarrow \mu\nu_\mu) < 4.6 \times 10^{-4},$$

$$0.71 \times 10^{-4} < Br(B_u \rightarrow \tau\nu_\tau) < 2.57 \times 10^{-4};$$

(9) Because  $Br(B_s \rightarrow \mu^+\mu^-) \propto m_t^4 \mu^2 A_t^2 \tan^6 \beta / (m_A^4 M_{\tilde{t}}^4)$  with  $M_{\tilde{t}}$  and  $m_A$  denoting the mass scale of top-squark and the CP-odd Higgs boson mass respectively [15], and thus it is able to serve as a sensitive probe of SUSY with large  $\tan \beta$ , and also because recently the experimental upper bound on  $Br(B_s \rightarrow \mu^+\mu^-)$  was greatly improved [16], we pay special attention to this quantity. Especially, noting that  $Br(B_s \rightarrow \mu^+\mu^-) \propto f_{B_s}^2$  with the decay constant  $f_{B_s}$  subject to large theoretical uncertainty, we consider the double ratio of purely leptonic decays defined by [17]

$$R \equiv \frac{\eta}{\eta_{SM}}, \quad (1)$$

with

$$\eta \equiv \frac{Br(B_s \rightarrow \mu^+\mu^-)/Br(B_u \rightarrow \tau\nu_\tau)}{Br(D_s \rightarrow \tau\nu_\tau)/Br(D \rightarrow \mu\nu_\mu)}. \quad (2)$$

As pointed out in [17], the quantity  $R$  is quite theoretically clean, and after considering the latest LHC upper bound on  $Br(B_s \rightarrow \mu^+\mu^-)$  ( $1.1 \times 10^{-8}$  at 95% C.L. [16]),  $R$  should be less than 2.3 at 95% C.L.. In our analysis we will require either  $Br(B_s \rightarrow \mu^+\mu^-) \leq 1.26 \times 10^{-8}$  which has considered the theoretical uncertainties of  $Br(B_s \rightarrow \mu^+\mu^-)$  (see the manual of the package SuperIso [14]), or  $R \leq 2.3$  to take into account the constraint from  $B_s \rightarrow \mu^+\mu^-$ .

In the following, we will first consider the simplest version of the constrained MSSM called CMSSM. This model is motivated by the paradigm minimal supergravity [18], and its free parameters consist of  $M_0$ ,  $M_{1/2}$ ,  $A_0$ ,  $\tan \beta$  and  $\text{sign}(\mu)$ , where  $M_0$  and  $M_{1/2}$  are the common scalar mass and gaugino mass respectively,  $A_0$  is a common trilinear soft SUSY breaking parameter, and all of them are defined at the GUT scale. The parameter  $\tan \beta$  represents the ratio of the Higgs field vacuum expectation values, and  $\mu$  is the Higgsino mass. For comparison, we also consider a more general 2-parameter non-universal Higgs model (NUHM2) inspired by  $SU(5)$  grand unification [19]. This model assumes that, beside the input parameters for the CMSSM, the Higgs soft breaking masses,  $M_{H_u}$  and  $M_{H_d}$ , are all free parameters. In our analysis, we set  $\text{sign}(\mu) = 1$  and vary the CMSSM parameters in the following ranges:

$$100 \text{ GeV} \leq (M_0, M_{1/2}) \leq 2 \text{ TeV}, \quad 1 \leq \tan \beta \leq 60, \quad -3 \text{ TeV} \leq A_0 \leq 3 \text{ TeV}. \quad (3)$$

We emphasize that, based on our numerous scan results, only samples within these regions

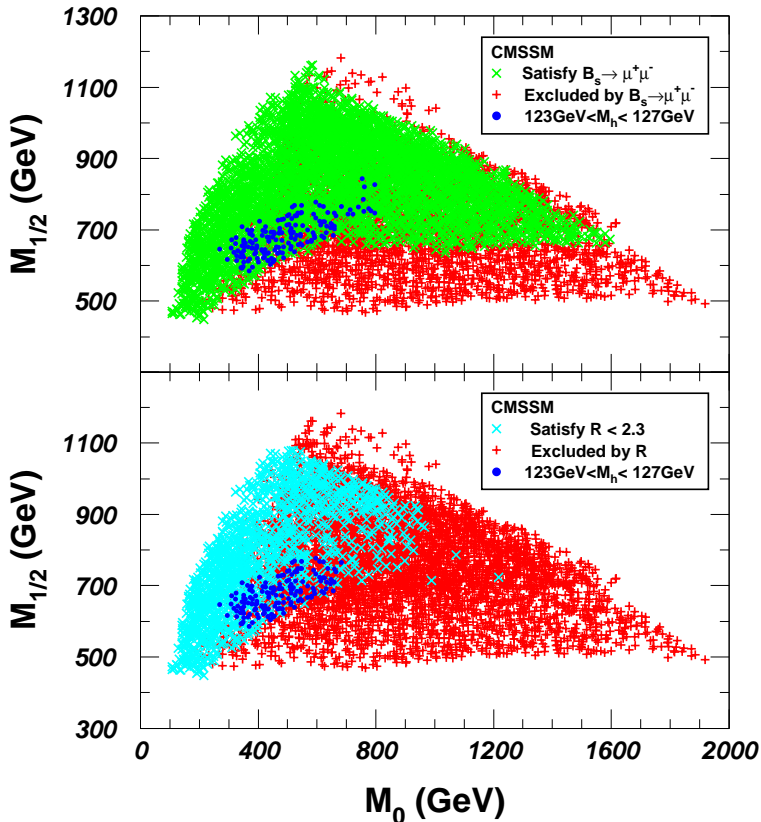


FIG. 1: The scatter plots of the surviving sample in the CMSSM, displayed on the plane of  $M_0$  versus  $M_{1/2}$ . In the upper frame the crosses (red) denote the samples satisfying all the constraints except  $B_s \rightarrow \mu^+ \mu^-$ , and the times (green) denotes those further satisfying the  $Br(B_s \rightarrow \mu^+ \mu^-)$  constraint. In the lower frame, the crosses (red) are same as those in the upper frame, while the times (sky-blue) denote the samples further satisfying the  $R$  constraint. In both frames the bullets (blue) denote the samples with the Higgs boson in the range  $123 \text{ GeV} < m_h < 127 \text{ GeV}$ .

may survive the constraints. For the NUHM2, motivated by the naturalness of the electroweak symmetry breaking, we also require

$$|M_{H_u}|, |M_{H_d}| \leq 1 \text{ TeV}. \quad (4)$$

In our calculation, we fix  $m_t = 172.9 \text{ GeV}$  [8] and  $f_{T_s} = 0.02$  [20] ( $f_{T_s}$  denotes the strange quark fraction in the proton mass). We use the package NMSSMTools [21] in the MSSM limit (i.e. by choosing very small  $\lambda$  and  $\kappa$  [22]) to run the soft breaking parameters from the GUT scale down to the weak scale and implement all the constraints other than (5), (8) and (9). During the RGE running, the vacuum stability at the weak scale is checked and only the parameter samples that do not spoil the stability are kept for further study.

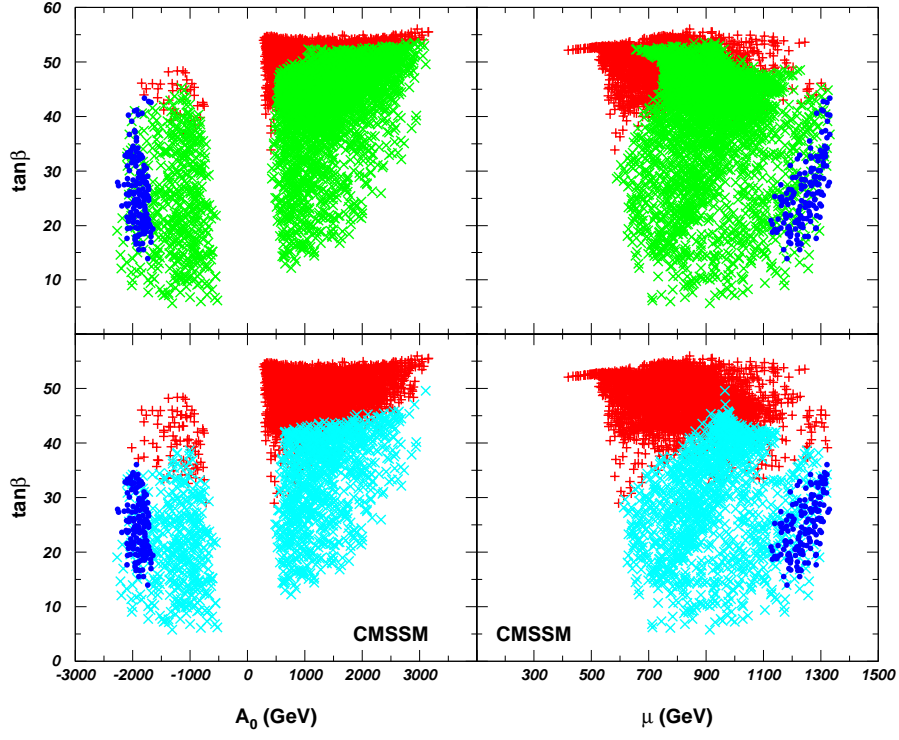


FIG. 2: Same as Fig.1, but displayed in the  $A_0 - \tan \beta$  plane and  $\mu - \tan \beta$  plane.

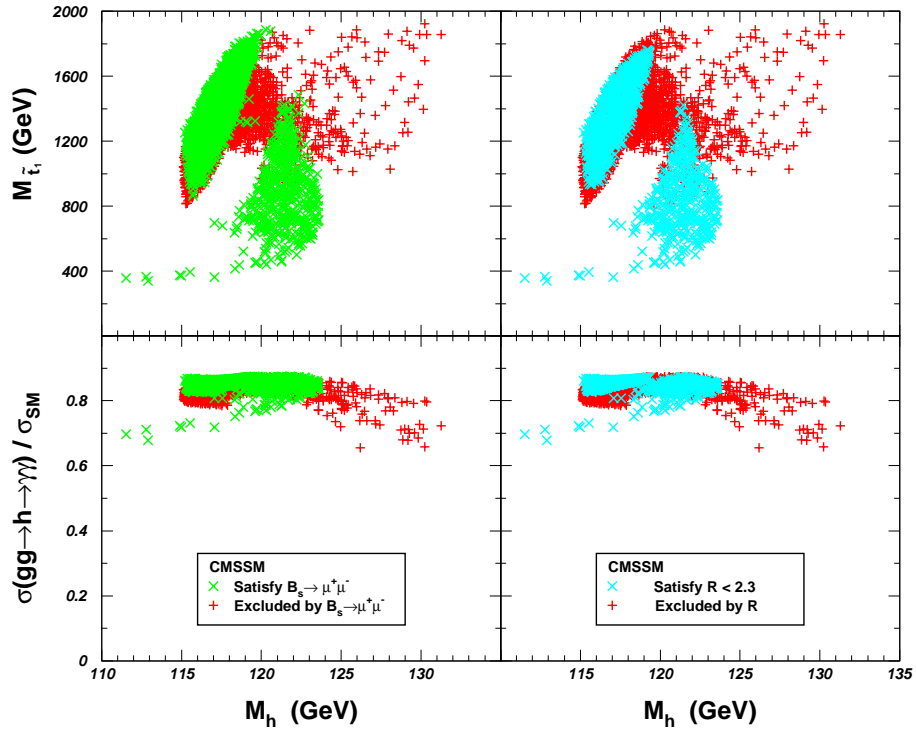


FIG. 3: Same as Fig.1, but displayed in the planes of the top-squark mass and the LHC di-photon rate versus the Higgs boson mass.

To implement the constraint (5), we note that in the LHC search for SUSY, the 0-lepton analyses are in general relatively insensitive to the  $\tan\beta$  and  $A_0$  parameters in the CMSSM, and are also insensitive to the amount of Higgs non-universality in the NUHM [23], so we omit the dependence of the exclusion bound on the parameters other than  $M_0$  and  $M_{1/2}$  and take the red lines in the right panels of Fig.3 and Fig.4 in [10] as the 95% C.L. exclusion limits [23, 24]. For the constraints (8) and (9), we use the package SuperIso [14] to study them. After getting the parameter points surviving the constraints, we calculate the mass of the lightest Higgs ( $h$ ) and its production rate with the code FeynHiggs [25].

In our random scan, we have  $9.6 \times 10^8$  ( $8 \times 10^8$ ) samples for the CMSSM (NUHM2), and obtain 50936 (43194) samples surviving the constraints except (9). This numbers is further reduced to 20477 (25978) if the constraint from the latest measurement of  $Br(B_s \rightarrow \mu^+\mu^-)$  is added, or alternatively reduced to 6749 (14549) once  $R \leq 2.3$  is considered. This fact reflects that  $B_s \rightarrow \mu^+\mu^-$  is able to significantly limit the constrained MSSM (especially the CMSSM), and the constraint of  $R$  is more stringent than that from  $Br(B_s \rightarrow \mu^+\mu^-)$ . In the following we will project the surviving samples in different planes, and in order to show how strong the constraints are from  $B_s \rightarrow \mu^+\mu^-$ , we will display the samples without/with the constraint (9).

In Fig.1-2, we show the surviving sample of the CMSSM on the planes of  $M_0$  versus  $M_{1/2}$ ,  $A_0$  versus  $\tan\beta$  and  $\mu$  versus  $\tan\beta$  respectively. These figures indicate that significant parameter regions are excluded by the process  $B_s \rightarrow \mu^+\mu^-$ , especially samples with  $\tan\beta > 52$  are completely excluded if the constraint  $Br(B_s \rightarrow \mu^+\mu^-) < 1.26 \times 10^{-8}$  is considered, and samples with  $\tan\beta > 45$  are strongly disfavored once we require  $R \leq 2.3$ . For the samples with  $R \leq 2.3$ , we found  $Br(B_s \rightarrow \mu^+\mu^-)$  is usually less than  $0.8 \times 10^{-8}$ , which explains why the constraint from  $R$  is tighter than that directly from  $Br(B_s \rightarrow \mu^+\mu^-)$ . In these figures, we also show the surviving samples predicting  $123 \text{ GeV} < m_h < 127 \text{ GeV}$ . Taking into account the theoretical uncertainty in calculating  $m_h$  and the experimental error, this mass range is favored by the latest Higgs search at the LHC [24]. In this case, the favored parameter regions are moderate  $M_0$  and  $M_{1/2}$ , but large  $|X_t| = |A_t - \mu \cot\beta|$ . Since in our scan we only get 166 (upper panel) and 153 (bottom panel) points with  $123 \text{ GeV} < m_h < 127 \text{ GeV}$ , we conclude that the CMSSM will be tightly constrained once  $m_h \sim 125 \text{ GeV}$  is experimentally confirmed in near future.

In Fig.3 we show the correlations of the lighter top-squark mass and the LHC di-photon

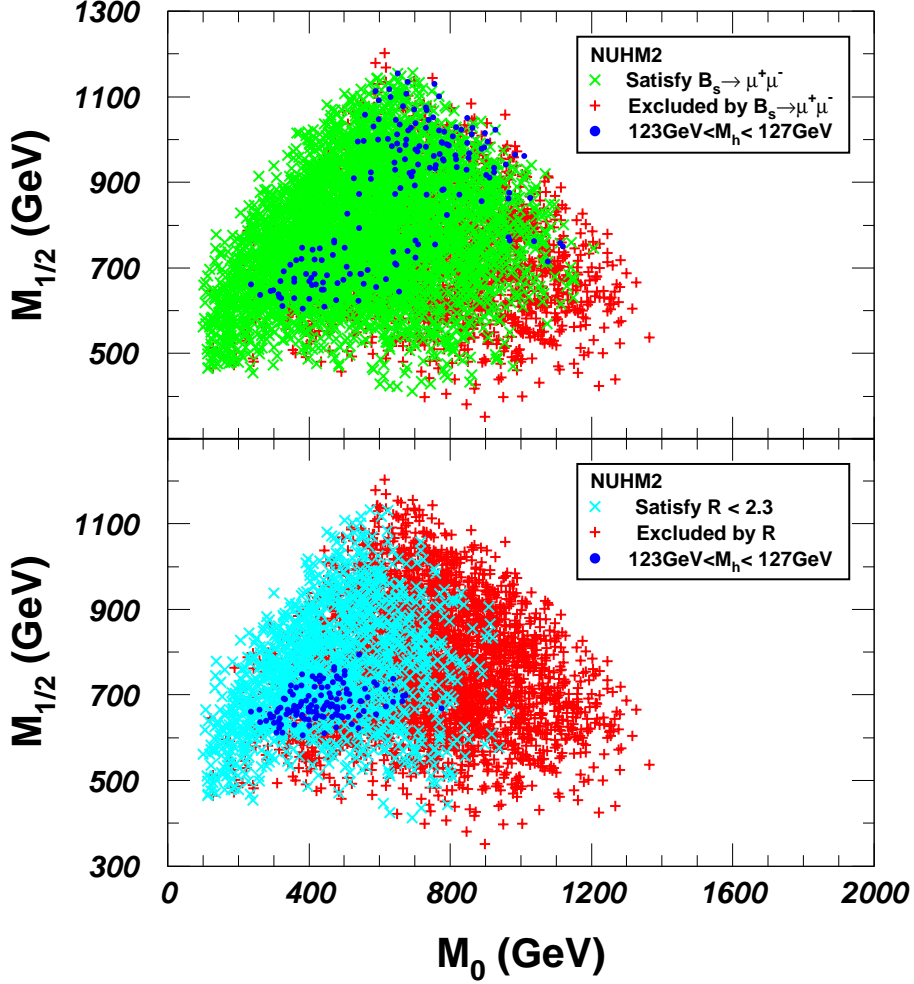


FIG. 4: Same as Fig.1, but for the NUHM2.

rate with  $m_h$  in the CMSSM. We see that after the inclusion of the constraints from  $B_s \rightarrow \mu^+ \mu^-$ , the upper bound of  $m_h$  is reduced from 132 GeV to 124 GeV. We will discuss the underlying reason below. We can also see that, for  $m_h \geq 120$  GeV, the lower bound of  $m_{\tilde{t}_1}$  increases while the upper bound decreases as  $h$  becomes heavier. This can be well understood by the approximate formula of the radiative correction to  $m_h$  [3]:

$$\Delta m_h^2 \simeq \frac{3m_t^4}{2\pi^2 v^2} \ln \frac{M_S^2}{m_t^2} + \frac{3m_t^4}{2\pi^2 v^2} \left( \frac{X_t^2}{M_S^2} - \frac{X_t^4}{12M_S^4} \right) \quad (5)$$

where  $v = 246$  GeV and  $M_S = \sqrt{m_{\tilde{t}_1} m_{\tilde{t}_2}}$ . This formula tells us that a heavy top-squark (corresponding the increase of the lower bound) or a large  $X_t$  (corresponding to the decrease of the upper bound) is necessary to push up the Higgs boson mass. Fig.3 also shows that for  $m_h \simeq 124$  GeV, the value of  $m_{\tilde{t}_1}$  varies from 600 GeV to 1 TeV. In this case, the induced fine tuning problem is not so severe.

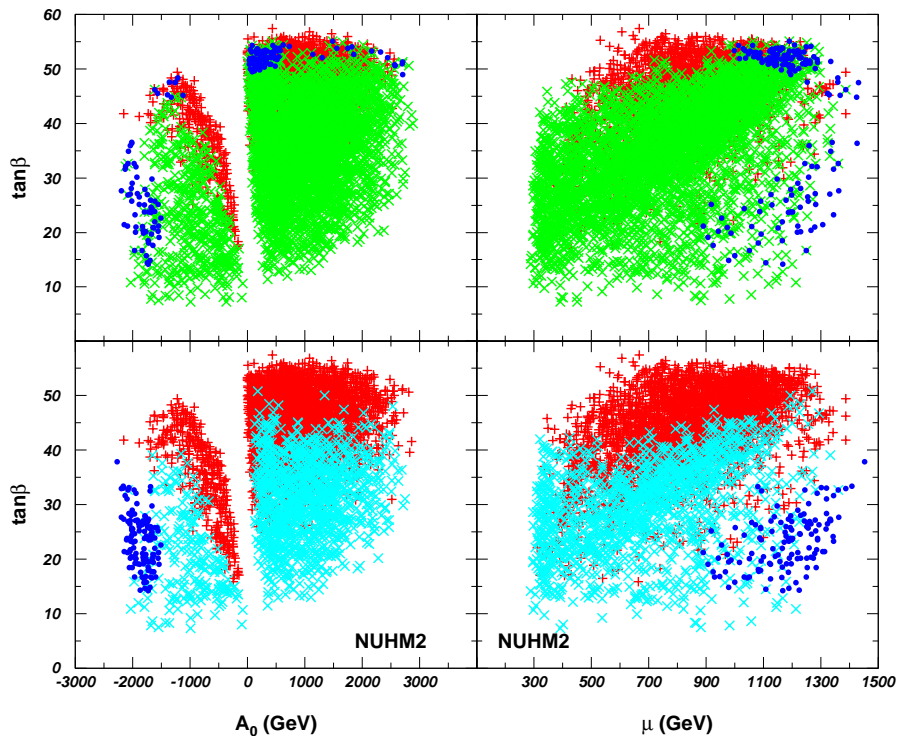


FIG. 5: Same as Fig.2, but for the NUHM2.

From Fig.3 we also find that the di-photon Higgs signal at the LHC is suppressed relative to the SM prediction. We checked that such a suppression mainly comes from the enhanced  $h\bar{b}b$  interaction so that the total width of  $h$  is enlarged [26]. So far the di-photon signal reported by the ATLAS and CMS experiments is consistent with its SM prediction [1, 2], but due to their large experimental uncertainties, it is too early to use the di-photon signal rate to exclude the CMSSM.

Since the CMSSM is difficult to predict a Higgs boson with a mass indicated by the ATLAS and CMS experiments, we consider the NUHM2. This model is a more general constrained MSSM with two more free parameters than the CMSSM so that one may tune the value of  $m_A$  to escape the limit from  $B_s \rightarrow \mu^+\mu^-$ . In Fig.4-6, we show our results for the NUHM2. From these figures one can learn that in the NUHM2 the constraint of  $Br(B_s \rightarrow \mu^+\mu^-)$  allows for relatively heavy SUSY and  $m_h$  can be as large as 130 GeV. But the constraint of  $R$  is still stringent, which requires  $m_h < 124$  GeV. For this case, other features, such as the lighter stop mass, the di-photon rate and the parameter regions to predict  $123 \text{ GeV} < m_h < 127 \text{ GeV}$ , are quite similar to those of the CMSSM.

About the above results, we have more explanations. First, in calculating the scatter-



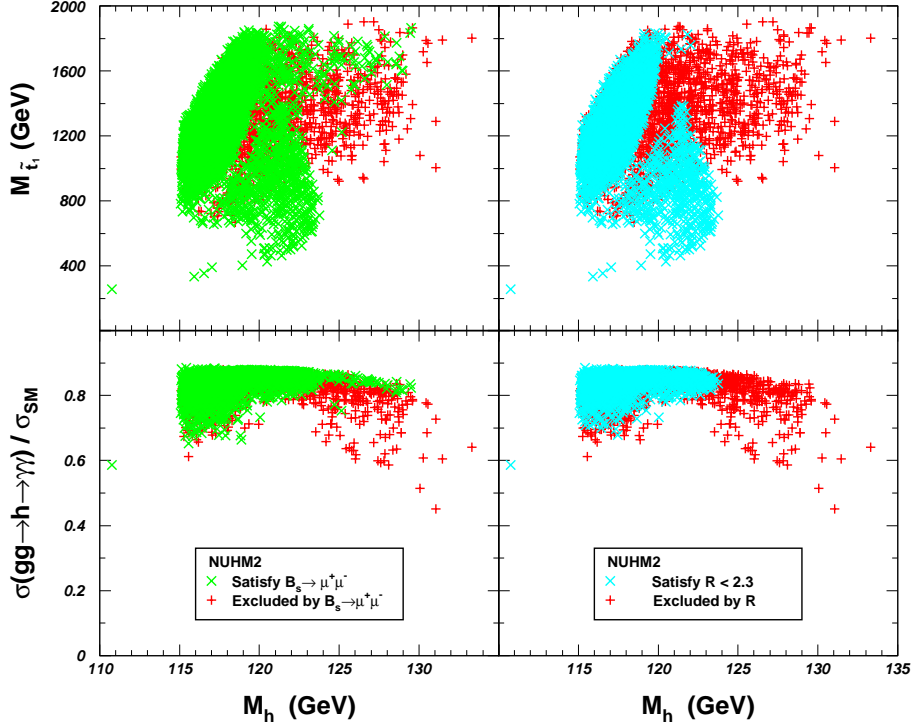


FIG. 6: Same as Fig.3, but for the NUHM2.

ing rate of the neutralino dark matter with the nucleon, we choose a relatively small  $f_{T_s}$ ,  $f_{T_s} = 0.02$ , which is given by the recent lattice computation [20]. In this case, the contribution of the strange quark in the nucleon to the scattering rate is less important. Since a larger  $f_{T_s}$  usually enhances the scattering rate [27], our choice of  $f_{T_s}$  actually leads to a conservative constraint from the XENON100 experiment. Second, we note so far the top quark mass has sizable experimental uncertainty. We checked that the change of  $m_t$  from 172.9 GeV to 173.9 GeV will increase  $m_h$  by less than 0.8 GeV. We also examined the theoretical uncertainty of  $m_h$  by FeynHiggs, which may arise from the variation of the renormalization scale from  $m_t/2$  to  $2m_t$ , the use of  $m_t^{pole}$  instead of  $m_t^{run}$  in the two-loop corrections and the exclusion of higher-order resummation effects in  $m_b$  [25]. We found the uncertainty  $\delta m_h$  is usually less than 2.5 GeV, and for the sky-blue samples shown in bottom panel of Fig.1 (Fig.4), only about 110 (90) points of them predict  $m_h + \delta m_h$  exceeding 125 GeV, but no point exceeds 126 GeV. This again reflects the difficulty of the CMSSM (NUHM2) in predicting  $m_h \simeq 125$  GeV. Third, we note that at the LHCb with  $3 fb^{-1}$  integrated luminosity, the rare decay  $B_s \rightarrow \mu^+ \mu^-$  can be discovered for a rate down to  $7 \times 10^{-9}$  [17]. This will provide a good opportunity in near future to further test the constrained MSSM. Last, we provide an intuitive understanding about why the Higgs boson

mass  $m_h$  is so severely constrained by the process  $B_s \rightarrow \mu^+\mu^-$  through emphasizing two facts. One is in the constrained MSSM the sfermions have a common boundary mass, so the slepton masses are correlated with the squark masses. Since we require the SUSY effects to explain the muon  $g - 2$  at  $2\sigma$  level, the sleptons (and thus the squarks) can not be too heavy given  $\tan\beta < 60$  as required by perturbativity. This means that heavy squarks must be accompanied by a large  $\tan\beta$  in order to explain the muon  $g - 2$ . The other fact is since  $Br(B_s \rightarrow \mu^+\mu^-)$  is very sensitive to  $\tan\beta$  (proportional to  $\tan^6\beta A_t^2$ ), the constraint from  $B_s \rightarrow \mu^+\mu^-$  can restrict tightly the value of  $\tan\beta$  and consequently further restricts the squark masses. Given the limited top-squark masses, the only way to enhance  $m_h$  is through a large  $A_t$ , which, however, enhances  $Br(B_s \rightarrow \mu^+\mu^-)$  and thus get constrained.

In summary, under the current experimental constraints at  $2\sigma$  level (except the constraints from the XENON experiment which are at 90% C.L.), we performed a random scan in the parameter space of the constrained MSSM and obtained the following observation: (i) the mass of the lightest Higgs boson ( $h$ ) in the CMSSM and NUHM2 is upper bounded by about 124 GeV (126 GeV) before (after) considering its theoretical uncertainty; (ii) the di-photon Higgs signal at the LHC is suppressed relative to the SM prediction; (iii) the lower bound of the top-squark mass goes up with  $m_h$  and for  $m_h = 124$  GeV the top-squark must be heavier than 600 GeV. Therefore, if the ATLAS (CMS) Higgs hint around 125 GeV is the true story, these models will be tightly constrained.

*Note added:* While we were preparing this manuscript, we found some similar works appeared in the arXiv [24, 28, 29]. Let us clarify the main difference of our work from those works. In [24], the authors build a likelihood function by incorporating relevant experimental data and aim at finding parameter regions favored by experiments in the framework of the CMSSM; while in [28], the authors investigate how large  $m_h$  can reach in the CMSSM without considering seriously the constraint from the muon  $g - 2$ . Compared with [29] where the authors investigate  $m_h$  in the same models as in our work, we considered more constraints.

Next, we emphasize again that, although a small  $Br(B_s \rightarrow \mu^+\mu^-)$  can be easily accommodated in heavy SUSY, the latest experimental results on  $Br(B_s \rightarrow \mu^+\mu^-)$  can severely constrain the CMSSM parameter space. This is because we require the SUSY effects to

explain the muon  $g - 2$ , which favors SUSY at moderate scale and large  $\tan\beta$ . Also we want to stress again that our observation of the upper bound of 124 GeV on  $m_h$  is obtained by scanning about  $10^9$  random samples under various experimental constraints listed at the beginning of this paper.

Finally, during the revision of this manuscript, the updated information on  $B_s \rightarrow \mu^+\mu^-$  at the CMS appeared as  $Br(B_s \rightarrow \mu^+\mu^-) \leq 0.77 \times 10^{-8}$  [30]. We checked that with such a new limit the  $Br(B_s \rightarrow \mu^+\mu^-)$  constraint will be comparable with the  $R$  constraint presented in our results.

This work was supported in part by the National Natural Science Foundation of China (NNSFC) under grant Nos. 10821504, 11135003, 10775039, 11075045, by Specialized Research Fund for the Doctoral Program of Higher Education with grant No. 20104104110001, and by the Project of Knowledge Innovation Program (PKIP) of Chinese Academy of Sciences under grant No. KJCX2.YW.W10.

- 
- [1] CMS Physics Analysis Summary, CMS PAS HIG-11-032.
  - [2] ATLAS Collaboration, ATLAS-CONF-2011-163.
  - [3] S. Heinemeyer, O. Stal and G. Weiglein, arXiv:1112.3026; M. Carena *et al.*, arXiv:1112.3336; P. Draper *et al.*, arXiv:1112.3068; A. Arbey, M. Battaglia and F. Mahmoudi, arXiv:1112.3032; A. Arbey *et al.*, arXiv:1112.3028; L. J. Hall, D. Pinner and J. T. Ruderman, arXiv:1112.2703; J. L. Feng, K. T. Matchev and D. Sanford, arXiv:1112.3021; T. Li *et al.*, arXiv:1112.3024; T. Moroi and K. Nakayama, arXiv:1112.3123; T. Moroi, R. Sato and T. T. Yanagida, arXiv:1112.3142; U. Ellwanger, arXiv:1112.3548; J. Cao *et al.*, arXiv:1202.5821 [hep-ph].
  - [4] I. Gogoladze, Q. Shafi and C. S. Un, arXiv:1112.2206 [hep-ph].
  - [5] J. Dunkley *et al.* [WMAP Collaboration], *Astrophys. J. Suppl.* **180**, 306 (2009).
  - [6] E. Aprile *et al.* [XENON100 Collaboration], *Phys. Rev. Lett.* **107**, 131302 (2011).
  - [7] J. Cao *et al.*, *JHEP* **1007**, 044 (2010); *Phys. Lett. B* **703**, 292 (2011); *Phys. Lett. B* **706**, 72 (2011).
  - [8] K. Nakamura *et al.* (Particle Data Group), *J. Phys. G* **37**, 075021 (2010).
  - [9] T. Aaltonen *et al.* [CDF Collaboration], *Phys. Rev. Lett.* **103**, 101803 (2009); V. M. Abazov

- et al.* [D0 Collaboration], Phys. Lett. B **682**, 278 (2009).
- [10] P. Wittich [ATLAS Collaboration and CMS Collaboration and CDF Collaboration ], arXiv:1111.1169 [hep-ex].
- [11] CMS Collaboration, CMS PAS HIG-11-029.
- [12] J. Cao and J. M. Yang, JHEP **0812**, 006 (2008).
- [13] M. Davier *et al.*, Eur. Phys. J. C **66**, 1 (2010).
- [14] F. Mahmoudi, Comput. Phys. Commun. **178** (2008) 745; Comput. Phys. Commun. **180** (2009) 1579; D. Eriksson, F. Mahmoudi and O. Stal, JHEP **0811** (2008) 035.
- [15] C. Bobeth *et al.*, Phys. Rev. **D64**, 074014 (2001); A. J. Buras *et al.*, Phys. Lett. B **546**, 96 (2002).
- [16] CMS and LHCb Collaborations, LHCb-CONF-2011-047, CMS PAS BPH-11-019.
- [17] A. G. Akeroyd, F. Mahmoudi, D. M. Santos, arXiv:1108.3018.
- [18] A.H. Chamseddine, R. Arnowitt and P. Nath, Phys. Rev. Lett. **49** (1982) 970; R. Barbieri, S. Ferrara and C. Savoy, Phys. Lett. **B119** (1982) 343; L. Hall, J. Lykken and S. Weinberg, Phys. Rev. **D27** (1983) 2359; N. Ohta, Prog. Theor. Phys. **70** (1983) 542.
- [19] J. Ellis, K. Olive and Y. Santoso, Phys. Lett. B **539**, 107 (2002); J. Ellis, T. Falk, K. Olive and Y. Santoso, Nucl. Phys. B **652**, 259 (2003); H. Baer, *et al.*, Phys. Rev. D **71**, 095008 (2005).
- [20] H. Ohki *et al.*, Phys. Rev. D **78**, 054502 (2008); D. Toussaint and W. Freeman, Phys. Rev. Lett. **103**, 122002 (2009); J. Giedt, A. W. Thomas and R. D. Young, Phys. Rev. Lett. **103**, 201802 (2009).
- [21] U. Ellwanger, J. F. Gunion and C. Hugonie, JHEP **0502**, 066 (2005).
- [22] U. Ellwanger and C. Hugonie, Comput. Phys. Commun. **177**, 399 (2007). U. Ellwanger, C. Hugonie and A. M. Teixeira, Phys. Rept. **496**, 1 (2010).
- [23] O. Buchmueller *et al.*, arXiv:1110.3568 [hep-ph].
- [24] O. Buchmueller *et al.*, arXiv:1112.3564;
- [25] G. Degrossi *et al.*, Eur. Phys. J. C **28** (2003) 133; S. Heinemeyer, W. Hollik and G. Weiglein, Eur. Phys. J. C **9** (1999) 343; S. Heinemeyer, W. Hollik and G. Weiglein, Comput. Phys. Commun. **124** (2000) 76; M. Frank *et al.*, JHEP **0702** (2007) 047;
- [26] J. Cao, Z. Heng, T. Liu, J. M. Yang, Phys. Lett. B **703**, 462 (2011); L. Wang, J. M. Yang, Phys. Rev. D **84**, 075024 (2011).

- [27] J. Cao *et al.*, Phys. Rev. D **82**, 051701 (2010).
- [28] S. Akula, *et al.*, arXiv:1112.3645; M. Kadastik *et al.*, arXiv:1112.3647.
- [29] H. Baer, V. Barger, A. Mustafayev, arXiv:1112.3017.
- [30] U. Langenegger [the CMS collaboration], talk at CERN, 28 Feb. 2012,  
<http://indico.cern.ch/conferenceDisplay.py?confId=178806>