

Diffusion Adaptation over Networks under Imperfect Information Exchange and Non-stationary Data

Xiaochuan Zhao, *Student Member, IEEE*, and Ali H. Sayed, *Fellow, IEEE*

EDICS: ASP-ANAL, SEN-DIST, SEN-COLB

Abstract

Adaptive networks rely on in-network and collaborative processing among distributed agents to deliver enhanced performance in estimation and inference tasks. Information is exchanged among the nodes, usually over noisy links. The combination weights that are used by the nodes to fuse information from their neighbors play a critical role in influencing the adaptation and tracking abilities of the network. This paper first investigates the mean-square performance of general adaptive diffusion algorithms in the presence of various sources of imperfect information exchanges, quantization errors, and model non-stationarities. Among other results, the analysis reveals the important fact that link noise over the regression data modifies the dynamics of the network evolution in a significant way, and leads to biased estimates in steady-state. The analysis also reveals how the network mean-square performance is dependent on the combination weight matrices. We use these observations to show how the combination weights can be optimized and adapted. Simulation results illustrate the theoretical findings and match well with theory.

Index Terms

Diffusion adaptation, adaptive networks, imperfect information exchange, tracking behavior, diffusion LMS, combination weights, energy conservation.

The authors are with Department of Electrical Engineering, University of California, Los Angeles, CA 90095, Email: {xzhao, sayed}@ee.ucla.edu.

This work was supported in part by NSF grants CCF-0942936 and CCF-1011918. A short version of this work is under review for a conference presentation [1].

I. INTRODUCTION

An adaptive network consists of a collection of agents that are interconnected to each other and solve distributed estimation and inference problems in a collaborative manner. Two useful strategies that enable adaptation and learning over such networks in real-time are the incremental strategy [2]–[6] and the diffusion strategy [7]–[9]. Incremental strategies rely on the use of a cyclic path through the network, which is generally difficult to enforce since determining a cyclic path that covers all nodes is an NP-hard problem. In addition, cyclic trajectories are not robust to node or link failure. In comparison, diffusion strategies are scalable, robust, and able to match well the performance of incremental networks. In adaptive diffusion implementations, information is processed locally at the nodes and then diffused in real-time across the network. Diffusion strategies were originally proposed in [7] and further extended and studied in [8]–[13]. They have been successfully applied to model self-organized and complex behavior encountered in biological networks, such as fish schooling [14], bird flight formations [15], and bee swarming [16]. Diffusion strategies have also been applied to online learning of Gaussian mixture models [17], [18].

In the original diffusion least-mean-squares (LMS) strategy [7], [8], the weight estimates that are exchanged among the nodes can be subject to quantization errors and additive noise over the communication links. Studying the degradation in mean-square performance that results from these particular perturbations can be pursued, for both incremental and diffusion strategies, by extending the mean-square analysis already presented in [7], [8], in the same manner that the tracking analysis of conventional stand-alone adaptive filters can be obtained from the counterpart results in the stationary case (as explained in [19, Ch. 21]). Useful results along these lines, which study the effect of link noise during the exchange of the weight estimates, already exist and appear for the traditional diffusion algorithm in the works [20]–[23]. In this paper, our objective is to go beyond these earlier studies and to provide a comprehensive study of the role of link noise on network adaptation and learning by taking into account several additional effects, and by considering more general algorithmic structures. The reason for this level of generality is because the analytical results will help reveal which noise sources influence the network performance more seriously, in what manner, and at what stage of the adaptation process. The results will further suggest important remedies and mechanisms to adapt the combination weights in real-time as well. These insights cannot be obtained if one focuses solely on noise during the exchange of the weight estimates. For example, the analysis will show that noise during the exchange of the regression data plays a far more critical role than other sources of imperfection: this particular noise alters the learning dynamics and learning modes of the network, and biases the weight estimates. Noises related to the exchange of

other pieces of information do not alter the dynamics of the network but contribute to the deterioration of the network performance. The analytical results will suggest a useful method to select the combination weights to ameliorate the effect of information-exchange noise and improve network performance.

To arrive at these results, in this paper, we first consider a generalized analysis that applies to a broader class of diffusion adaptation strategies (see (5)–(7) further ahead; this class includes the original diffusion strategies (3) and (4) as two special cases). The generalized analysis allows us to account for various sources of information noise over the exchange links. We do not limit the noise source to the exchange of the weight estimates only — we actually allow for noisy exchanges during *each* of the three processing steps of the adaptive diffusion algorithm (the two combination steps (5) and (7) and the adaptation step (6)). This level of generality enables us to examine how three sets of combination coefficients $\{a_{1,lk}, c_{lk}, a_{2,lk}\}$ in (5)–(7) influence the propagation of all noises through the filter dynamics. This step is important because later we shall show that the link noise over regression data influences the mean-square behavior of the network in a significant way and in a manner that is different from the remaining noise sources. Our results further reveal how the network mean-square-error performance is dependent on the combination weight matrices. Following this line of reasoning, the analysis leads us to propose algorithms for choosing the weighting coefficients in order to improve the steady-state network performance — see the algorithms in (103) and (112) further ahead.

A. Notation

We use lowercase letters to denote vectors, uppercase letters for matrices, plain letters for deterministic variables, and boldface letters for random variables. We also use $(\cdot)^T$ to denote transposition, $(\cdot)^*$ for conjugate transposition, $(\cdot)^{-1}$ for matrix inversion, $\text{Tr}(\cdot)$ for the trace of a matrix, and $\rho(\cdot)$ for the spectral radius of a matrix. Besides, we use \otimes to denote Kronecker products and $\text{vec}(A)$ to stack the columns of A on top of each other. All vectors in our treatment are column vectors, with the exception of the regression vectors, $\mathbf{u}_{k,i}$, and the associated noise signals, $\mathbf{v}_{kl,i}^{(u)}$, which are taken to be row vectors for convenience of presentation.

II. DIFFUSION ALGORITHMS WITH IMPERFECT INFORMATION EXCHANGE

We consider a connected network consisting of N nodes. Each node k collects scalar measurements $\mathbf{d}_k(i)$ and $1 \times M$ regression data vectors $\mathbf{u}_{k,i}$ over successive time instants $i \geq 0$. Note that we use parenthesis to refer to the time-dependence of scalar variables, as in $\mathbf{d}_k(i)$, and subscripts to refer to the

time-dependence of vector variables, as in $\mathbf{u}_{k,i}$. The measurements across all nodes are assumed to be related to an unknown $M \times 1$ vector w^o via a linear regression model of the form [19]:

$$\mathbf{d}_k(i) = \mathbf{u}_{k,i} w^o + \mathbf{v}_k(i) \quad (1)$$

where $\mathbf{v}_k(i)$ denotes measurement or model noise with zero mean and variance $\sigma_{v,k}^2$. The vector w^o in (1) denotes the parameter of interest, such as the parameters of some underlying physical phenomenon, or the taps of a communication channel, or locations of food sources or predators. Such data models are useful in many scenarios and they have been adopted in studies on hybrid combinations of adaptive filters [24]–[29].

The nodes in the network would like to estimate w^o by seeking the solution that minimizes the global cost function:

$$\min_w \sum_{k=1}^N \mathbb{E} |\mathbf{d}_k(i) - \mathbf{u}_{k,i} w|^2 \quad (2)$$

However, nodes have only access to information originating from their neighbors. It then becomes necessary to employ distributed algorithms that allow the individual nodes to approximate the solution of the global cost function (2) by relying solely on local cooperation. In previous works [6]–[8], [10], [30], we introduced and studied several distributed strategies of the diffusion type for solving problems of the form (2) in an adaptive manner. These diffusion strategies endow networks with adaptation and learning abilities, and enable information to diffuse through the network in real-time. We review the adaptive diffusion strategies below.

A. Diffusion Adaptation with Perfect Information Exchange

In [7], [8], two classes of diffusion algorithms were proposed. One class is the so-called combine-then-adapt (CTA) strategies:

$$\text{CTA strategy: } \begin{cases} \phi_{k,i-1} = \sum_{l \in \mathcal{N}_k} a_{1,lk} \mathbf{w}_{l,i-1} \\ \mathbf{w}_{k,i} = \phi_{k,i-1} + \mu_k \sum_{l \in \mathcal{N}_k} c_{lk} \mathbf{u}_{l,i}^* [\mathbf{d}_l(i) - \mathbf{u}_{l,i} \phi_{k,i-1}] \end{cases} \quad (3)$$

and the second class is the so-called adapt-then-combine (ATC) strategies:

$$\text{ATC strategy: } \begin{cases} \psi_{k,i} = \mathbf{w}_{k,i-1} + \mu_k \sum_{l \in \mathcal{N}_k} c_{lk} \mathbf{u}_{l,i}^* [\mathbf{d}_l(i) - \mathbf{u}_{l,i} \mathbf{w}_{k,i-1}] \\ \mathbf{w}_{k,i} = \sum_{l \in \mathcal{N}_k} a_{2,lk} \psi_{l,i} \end{cases} \quad (4)$$

where $a_{1,lk}$, c_{lk} , and $a_{2,lk}$ are nonnegative entries of the $N \times N$ matrices A_1 , C , and A_2 , respectively. The coefficients $\{a_{1,lk}, c_{lk}, a_{2,lk}\}$ are zero whenever node l is not connected to node k , i.e., $l \notin \mathcal{N}_k$, where \mathcal{N}_k denotes the neighborhood of node k and we let $k \in \mathcal{N}_k$. The two strategies (3) and (4) can be integrated into one broad class of diffusion adaptation [8]:

$$\phi_{k,i-1} = \sum_{l \in \mathcal{N}_k} a_{1,lk} \mathbf{w}_{l,i-1} \quad (5)$$

$$\psi_{k,i} = \phi_{k,i-1} + \mu_k \sum_{l \in \mathcal{N}_k} c_{lk} \mathbf{u}_{l,i}^* [\mathbf{d}_l(i) - \mathbf{u}_{l,i} \phi_{k,i-1}] \quad (6)$$

$$\mathbf{w}_{k,i} = \sum_{l \in \mathcal{N}_k} a_{2,lk} \psi_{l,i} \quad (7)$$

Several diffusion strategies can be obtained as special cases of (5)–(7) through proper selection of the coefficients $\{a_{1,lk}, c_{lk}, a_{2,lk}\}$. For example, to recover the CTA strategy (3), we set $A_2 = I_N$, and to recover the ATC strategy (4), we set $A_1 = I_N$, where I_N denotes the $N \times N$ identity matrix. In the general diffusion strategy (5)–(7), each node k evaluates its estimate $\mathbf{w}_{k,i}$ at time i by relying solely on data collected from its neighbors through steps (5) and (7) and on its local measurements through step (6). According to (5)–(7), each node k first fuses the local estimates $\{\mathbf{w}_{l,i-1}\}$ from its neighbors to determine an intermediate estimate $\phi_{k,i-1}$ according to (5). The scaling coefficients for this step are the $\{a_{1,lk}\}$. Subsequently, node k uses the adaptation step in (6) to incorporate a correction term to $\phi_{k,i-1}$; this correction is computed from the local data $\{\mathbf{d}_l(i), \mathbf{u}_{l,i}\}$ that are available to node k . The result is the updated estimate $\psi_{k,i}$. The scaling coefficients for this step are the $\{c_{lk}\}$. Finally, node k aggregates the intermediate estimates $\{\psi_{l,i}\}$ from the neighbors to arrive at $\mathbf{w}_{k,i}$ according to (7). The scaling coefficients for this step are the $\{a_{2,lk}\}$. The matrices A_1 , A_2 , and C are required to be left- or right-stochastic:

$$A_1^T \mathbf{1}_N = \mathbf{1}_N, \quad A_2^T \mathbf{1}_N = \mathbf{1}_N, \quad C \mathbf{1}_N = \mathbf{1}_N \quad (8)$$

where $\mathbf{1}_N$ denotes the $N \times 1$ all-one vector [8]. This means that each node performs a convex combination of the estimates received from its neighbors at every iteration i .

The mean-square performance and convergence properties of the diffusion algorithm (5)–(7) have already been studied in detail in [7], [8]. For the benefit of the analysis in the subsequent sections, we present below in (14) the difference recursion that describes the evolution of the weight error vectors across the network. To do so, we introduce the error vectors:

$$\tilde{\phi}_{k,i-1} \triangleq \mathbf{w}^o - \phi_{k,i-1}, \quad \tilde{\psi}_{k,i} \triangleq \mathbf{w}^o - \psi_{k,i}, \quad \tilde{\mathbf{w}}_{k,i} \triangleq \mathbf{w}^o - \mathbf{w}_{k,i} \quad (9)$$

and substitute the regression model (1) into the adaptation step (6) to find that

$$\tilde{\psi}_{k,i} = (I_M - \mu_k \mathbf{R}_{k,i}) \tilde{\phi}_{k,i-1} - \mu_k \sum_{l=1}^N c_{lk} \mathbf{s}_{l,i} \quad (10)$$

where $\mathbf{R}_{k,i}$ and $\mathbf{s}_{k,i}$ are defined as:

$$\mathbf{R}_{k,i} \triangleq \sum_{l=1}^N c_{lk} \mathbf{u}_{l,i}^* \mathbf{u}_{l,i}, \quad \mathbf{s}_{k,i} \triangleq \mathbf{u}_{k,i}^* \mathbf{v}_k(i) \quad (11)$$

We further collect the various quantities across all nodes in the network into the following block vectors and matrices:

$$\mathcal{R}_i \triangleq \text{diag} \{ \mathbf{R}_{1,i}, \dots, \mathbf{R}_{N,i} \}, \quad \mathbf{s}_i \triangleq \text{col} \{ \mathbf{s}_{1,i}, \dots, \mathbf{s}_{N,i} \}, \quad \mathcal{M} \triangleq \text{diag} \{ \mu_1 I_M, \dots, \mu_N I_M \} \quad (12)$$

$$\tilde{\phi}_i \triangleq \text{col} \{ \tilde{\phi}_{1,i}, \dots, \tilde{\phi}_{N,i} \}, \quad \tilde{\psi}_i \triangleq \text{col} \{ \tilde{\psi}_{1,i}, \dots, \tilde{\psi}_{N,i} \}, \quad \tilde{\mathbf{w}}_i \triangleq \text{col} \{ \tilde{\mathbf{w}}_{1,i}, \dots, \tilde{\mathbf{w}}_{N,i} \} \quad (13)$$

Then, from (7), (10), and (5), the recursion for the network error vector $\tilde{\mathbf{w}}_i$ is given by

$$\tilde{\mathbf{w}}_i = \mathcal{A}_2^T (I_{NM} - \mathcal{M} \mathcal{R}_i) \mathcal{A}_1^T \tilde{\mathbf{w}}_{i-1} - \mathcal{A}_2^T \mathcal{M} \mathcal{C}^T \mathbf{s}_i \quad (14)$$

where

$$\mathcal{A}_1 \triangleq A_1 \otimes I_M, \quad \mathcal{C} \triangleq C \otimes I_M, \quad \mathcal{A}_2 \triangleq A_2 \otimes I_M \quad (15)$$

B. Noisy Information Exchange

Each of the steps in (5)–(7) involves the sharing of information between node k and its neighbors. For example, in the first step (5), all neighbors of node k send their estimates $\mathbf{w}_{l,i-1}$ to node k . This transmission is generally subject to additive noise and possibly quantization errors. Likewise, steps (6) and (7) involve the sharing of other pieces of information with node k . These exchange steps can all be subject to perturbations (such as additive noise and quantization errors). One of the objectives of this work is to analyze the *aggregate* effect of these perturbations on general diffusion strategies of the type (5)–(7) and, more importantly, to propose choices for the scaling weights in order to enhance the mean-square performance of the network in the presence of these disturbances.

So let us examine what happens when information is exchanged over noisy links with additive white noise. We model the data received by node k from its neighbor l as

$$\mathbf{w}_{lk,i-1} \triangleq \mathbf{w}_{l,i-1} + \mathbf{v}_{lk,i-1}^{(w)} \quad (16)$$

$$\psi_{lk,i} \triangleq \psi_{l,i} + \mathbf{v}_{lk,i}^{(\psi)} \quad (17)$$

$$\mathbf{d}_{lk}(i) \triangleq \mathbf{d}_l(i) + \mathbf{v}_{lk}^{(d)}(i) \quad (18)$$

$$\mathbf{u}_{lk,i} \triangleq \mathbf{u}_{l,i} + \mathbf{v}_{lk,i}^{(u)} \quad (19)$$

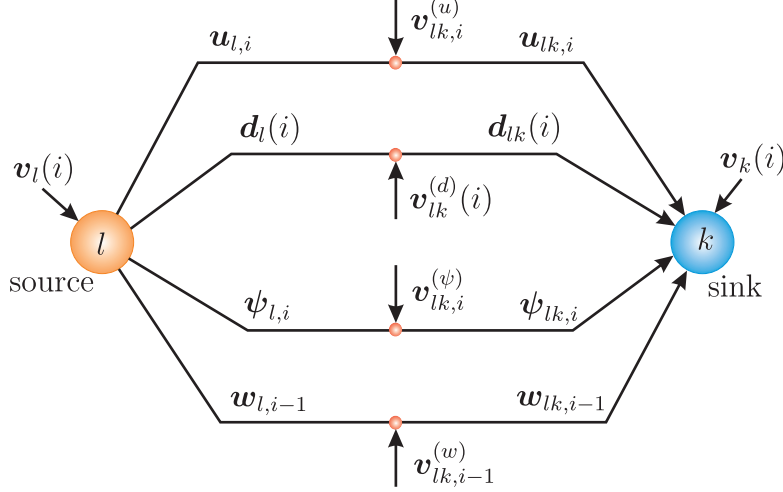


Fig. 1. Several additive noise sources perturb the exchange of information from node l to node k .

where $\mathbf{v}_{lk,i-1}^{(w)}$ and $\mathbf{v}_{lk,i}^{(\psi)}$ are $M \times 1$ noise signals, $\mathbf{v}_{lk,i}^{(u)}$ is a $1 \times M$ noise signal, and $\mathbf{v}_{lk}^{(d)}(i)$ is a scalar noise signal (see Fig. 1). Observe that in (16)–(19), we are including several sources of information exchange noise. In comparison, references [20]–[22] only considered the noise source $\mathbf{v}_{lk,i-1}^{(w)}$ in (16) and one set of scaling coefficients $\{a_{1,lk}\}$; the other coefficients were set to $c_{lk} = a_{2,lk} = 0$ for $l \neq k$ and $c_{kk} = a_{2,kk} = 1$. In other words, these references only considered (16) and the following traditional CTA strategy without exchange of the data $\{\mathbf{d}_l(i), \mathbf{u}_{l,i}\}$ — compare with (3); note that the second step in (20) uses $\{\mathbf{d}_k(i), \mathbf{u}_{k,i}\}$:

$$\begin{aligned} \text{CTA strategy without} & \quad \left\{ \begin{aligned} \phi_{k,i-1} &= \sum_{l \in \mathcal{N}_k} a_{1,lk} \mathbf{w}_{l,i-1} \\ \text{information exchange:} & \quad \mathbf{w}_{k,i} = \phi_{k,i-1} + \mu_k \mathbf{u}_{k,i}^* [\mathbf{d}_k(i) - \mathbf{u}_{k,i} \phi_{k,i-1}] \end{aligned} \right. \end{aligned} \quad (20)$$

The analysis that follows examines the aggregate effect of all four noise sources appearing in (16)–(19), in addition to the three sets of scaling coefficients appearing in (5)–(7). We introduce the following assumptions on the statistical properties of the measurement data and noise signals.

Assumption 2.1 (Statistical properties of the data and noise):

- 1) The regression data $\mathbf{u}_{k,i}$ are temporally and spatially independent and identically distributed (i.i.d.) random variables with zero mean and covariance matrix $R_{u,k}$.
- 2) The noise signals $\mathbf{v}_k(i)$, $\mathbf{v}_{lk,i-1}^{(w)}$, $\mathbf{v}_{lk}^{(d)}(i)$, $\mathbf{v}_{lk,i}^{(u)}$, and $\mathbf{v}_{lk,i}^{(\psi)}$ are temporally and spatially i.i.d. random variables with zero mean and covariances $\sigma_{v,k}^2$, $R_{v,lk}^{(w)}$, $\sigma_{v,lk}^2$, $R_{v,lk}^{(u)}$, and $R_{v,lk}^{(\psi)}$, respectively. In addition, $R_{v,lk}^{(w)}$, $\sigma_{v,lk}^2$, $R_{v,lk}^{(u)}$, and $R_{v,lk}^{(\psi)}$ are all zero if $l \notin \mathcal{N}_k$ or $l = k$.

- 3) The regression data $\mathbf{u}_{k,i}$, the model noise signals $\mathbf{v}_k(j_1)$, and the link noise signals $\mathbf{v}_{lk,j_2}^{(w)}$, $\mathbf{v}_{lk}^{(d)}(j_3)$, $\mathbf{v}_{lk,j_4}^{(u)}$, and $\mathbf{v}_{lk,j_5}^{(\psi)}$ are mutually-independent for all i and j_t , $t = 1, \dots, 5$. ■

Using the perturbed data, the diffusion algorithm (5)–(7) becomes

$$\phi_{k,i-1} = \sum_{l \in \mathcal{N}_k} a_{1,lk} \mathbf{w}_{lk,i-1} \quad (21)$$

$$\psi_{k,i} = \phi_{k,i-1} + \mu_k \sum_{l \in \mathcal{N}_k} c_{lk} \mathbf{u}_{lk,i}^* [\mathbf{d}_{lk}(i) - \mathbf{u}_{lk,i} \phi_{k,i-1}] \quad (22)$$

$$\mathbf{w}_{k,i} = \sum_{l \in \mathcal{N}_k} a_{2,lk} \psi_{lk,i} \quad (23)$$

where we continue to use the symbols $\{\phi_{k,i-1}, \psi_{k,i}, \mathbf{w}_{k,i}\}$ to avoid an explosion of notation. Expressions (21)–(23) can be rewritten as

$$\phi_{k,i-1} = \sum_{l \in \mathcal{N}_k} a_{1,lk} \mathbf{w}_{l,i-1} + \mathbf{v}_{k,i-1}^{(w)} \quad (24)$$

$$\psi_{k,i} = \phi_{k,i-1} + \mu_k \sum_{l \in \mathcal{N}_k} c_{lk} \mathbf{u}_{lk,i}^* [\mathbf{d}_{lk}(i) - \mathbf{u}_{lk,i} \phi_{k,i-1}] \quad (25)$$

$$\mathbf{w}_{k,i} = \sum_{l \in \mathcal{N}_k} a_{2,lk} \psi_{l,i} + \mathbf{v}_{k,i}^{(\psi)} \quad (26)$$

where we are introducing the symbols $\mathbf{v}_{k,i-1}^{(w)}$ and $\mathbf{v}_{k,i}^{(\psi)}$ to denote the aggregate $M \times 1$ zero-mean noise signals defined over the neighborhood of node k :

$$\mathbf{v}_{k,i-1}^{(w)} \triangleq \sum_{l \in \mathcal{N}_k} a_{1,lk} \mathbf{v}_{lk,i-1}^{(w)}, \quad \mathbf{v}_{k,i}^{(\psi)} \triangleq \sum_{l \in \mathcal{N}_k} a_{2,lk} \mathbf{v}_{lk,i}^{(\psi)} \quad (27)$$

with covariance matrices

$$R_{v,k}^{(w)} \triangleq \sum_{l \in \mathcal{N}_k} a_{1,lk}^2 R_{v,lk}^{(w)}, \quad R_{v,k}^{(\psi)} \triangleq \sum_{l \in \mathcal{N}_k} a_{2,lk}^2 R_{v,lk}^{(\psi)} \quad (28)$$

It is worth noting that $R_{v,k}^{(w)}$ and $R_{v,k}^{(\psi)}$ depend on the combination coefficients $\{a_{1,lk}\}$ and $\{a_{2,lk}\}$, respectively. This property will be taken into account when optimizing over $\{a_{1,lk}\}$ and $\{a_{2,lk}\}$ in a later section. We further introduce the following scalar zero-mean noise signal:

$$\mathbf{v}_{lk}(i) \triangleq \mathbf{v}_l(i) + \mathbf{v}_{lk}^{(d)}(i) - \mathbf{v}_{lk,i}^{(u)} w^o \quad (29)$$

whose variance is

$$\sigma_{lk}^2 \triangleq \sigma_{v,l}^2 + \sigma_{v,lk}^2 + w^{o*} R_{v,lk}^{(u)} w^o \quad (30)$$

Then, it is easy to verify that the noisy data $\{\mathbf{d}_{lk}(i), \mathbf{u}_{lk,i}\}$ are related via:

$$\mathbf{d}_{lk}(i) = \mathbf{u}_{lk,i} w^o + \mathbf{v}_{lk}(i) \quad (31)$$

Continuing with the adaptation step (25) and substituting (31), we get

$$\boldsymbol{\psi}_{k,i} = \boldsymbol{\phi}_{k,i-1} + \mu_k \sum_{l \in \mathcal{N}_k} c_{lk} \mathbf{u}_{lk,i}^* \left(\mathbf{u}_{lk,i} \tilde{\boldsymbol{\phi}}_{k,i-1} + \mathbf{v}_{lk} \right) \quad (32)$$

Then, we can derive the following error recursion for node k (compare with (10)):

$$\tilde{\boldsymbol{\psi}}_{k,i} = (I_M - \mu_k \mathbf{R}'_{k,i}) \tilde{\boldsymbol{\phi}}_{k,i-1} - \mu_k \mathbf{z}_{k,i} \quad (33)$$

where the variables $\mathbf{R}'_{k,i}$ and $\mathbf{z}_{k,i}$ are defined as (compare with (11)):

$$\mathbf{R}'_{k,i} \triangleq \sum_{l \in \mathcal{N}_k} c_{lk} \mathbf{u}_{lk,i}^* \mathbf{u}_{lk,i}, \quad \mathbf{z}_{k,i} \triangleq \sum_{l \in \mathcal{N}_k} c_{lk} \mathbf{u}_{lk,i}^* \mathbf{v}_{lk}(i) \quad (34)$$

If we further introduce the block vectors and matrices:

$$\mathbf{R}'_i \triangleq \text{diag} \{ \mathbf{R}'_{1,i}, \dots, \mathbf{R}'_{N,i} \}, \quad \mathbf{z}_i \triangleq \text{col} \{ \mathbf{z}_{1,i}, \dots, \mathbf{z}_{N,i} \} \quad (35)$$

$$\mathbf{v}_i^{(w)} \triangleq \text{col} \{ \mathbf{v}_{1,i}^{(w)}, \dots, \mathbf{v}_{N,i}^{(w)} \}, \quad \mathbf{v}_i^{(\psi)} \triangleq \text{col} \{ \mathbf{v}_{1,i}^{(\psi)}, \dots, \mathbf{v}_{N,i}^{(\psi)} \} \quad (36)$$

and the corresponding covariance matrices for $\mathbf{v}_i^{(w)}$ and $\mathbf{v}_i^{(\psi)}$:

$$\mathcal{R}_v^{(w)} \triangleq \text{diag} \{ R_{v,1}^{(w)}, \dots, R_{v,N}^{(w)} \}, \quad \mathcal{R}_v^{(\psi)} \triangleq \text{diag} \{ R_{v,1}^{(\psi)}, \dots, R_{v,N}^{(\psi)} \} \quad (37)$$

then, from (26), (33), and (24), we arrive at the following recursion for the network weight error vector in the presence of noisy information exchange:

$$\begin{aligned} \tilde{\mathbf{w}}_i &= \mathcal{A}_2^T \tilde{\boldsymbol{\psi}}_i - \mathbf{v}_i^{(\psi)} \\ &= \mathcal{A}_2^T \left[(I_{NM} - \mathcal{M} \mathbf{R}'_i) \tilde{\boldsymbol{\phi}}_{i-1} - \mathcal{M} \mathbf{z}_i \right] - \mathbf{v}_i^{(\psi)} \\ &= \mathcal{A}_2^T \left[(I_{NM} - \mathcal{M} \mathbf{R}'_i) \left(\mathcal{A}_1^T \tilde{\mathbf{w}}_{i-1} - \mathbf{v}_{i-1}^{(w)} \right) - \mathcal{M} \mathbf{z}_i \right] - \mathbf{v}_i^{(\psi)} \end{aligned} \quad (38)$$

That is,

$$\boxed{\tilde{\mathbf{w}}_i = \mathcal{A}_2^T (I_{NM} - \mathcal{M} \mathbf{R}'_i) \mathcal{A}_1^T \tilde{\mathbf{w}}_{i-1} - \mathcal{A}_2^T (I_{NM} - \mathcal{M} \mathbf{R}'_i) \mathbf{v}_{i-1}^{(w)} - \mathcal{A}_2^T \mathcal{M} \mathbf{z}_i - \mathbf{v}_i^{(\psi)}} \quad (39)$$

Compared to the previous error recursion (14), the noise terms in (39) consist of three parts:

- $\mathcal{A}_2^T (I_{NM} - \mathcal{M} \mathbf{R}'_i) \mathbf{v}_{i-1}^{(w)}$ is contributed by the noise introduced at the information-exchange step (21) *before* adaptation,
- $\mathcal{A}_2^T \mathcal{M} \mathbf{z}_i$ is contributed by the noise introduced at the adaptation step (22),
- $\mathbf{v}_i^{(\psi)}$ is contributed by the noise introduced at the information-exchange step (23) *after* adaptation.

III. CONVERGENCE IN THE MEAN WITH A BIAS

Given the weight error recursion (39), we are now ready to study the mean convergence condition for the diffusion strategy (21)–(23) in the presence of disturbances during information exchange under Assumption 2.1. Taking expectations of both sides of (39) we get

$$\mathbb{E}\tilde{\mathbf{w}}_i = \mathcal{A}_2^T (I_{NM} - \mathcal{M}\mathcal{R}') \mathcal{A}_1^T \cdot \mathbb{E}\tilde{\mathbf{w}}_{i-1} - \mathcal{A}_2^T (I_{NM} - \mathcal{M}\mathcal{R}') \cdot \mathbb{E}\mathbf{v}_{i-1}^{(w)} - \mathcal{A}_2^T \mathcal{M} \cdot \mathbb{E}\mathbf{z}_i - \mathbb{E}\mathbf{v}_i^{(\psi)} \quad (40)$$

where the matrix $\mathcal{R}' \in \mathbb{C}^{NM \times NM}$ is defined as

$$\mathcal{R}' \triangleq \mathbb{E}\mathcal{R}'_i = \text{diag} \{R'_1, \dots, R'_N\}, \quad R'_k \triangleq \mathbb{E}\mathcal{R}'_{k,i} = \sum_{l \in \mathcal{N}_k} c_{lk} \left(R_{u,l} + R_{v,lk}^{(u)} \right) \quad (41)$$

By (36) and (27), it can be verified that

$$\mathbb{E}\mathbf{v}_{i-1}^{(w)} = \mathbb{E}\mathbf{v}_i^{(\psi)} = 0 \quad (42)$$

By (34) and Assumption 2.1, we get

$$\mathbb{E}\mathbf{z}_{k,i} = \mathbb{E} \left[\sum_{l \in \mathcal{N}_k} c_{lk} \left(\mathbf{u}_{l,i} + \mathbf{v}_{lk,i}^{(u)} \right)^* \left(\mathbf{v}_l(i) + \mathbf{v}_{lk}^{(d)}(i) - \mathbf{v}_{lk,i}^{(u)} w^o \right) \right] = - \left(\sum_{l \in \mathcal{N}_k} c_{lk} R_{v,lk}^{(u)} \right) w^o \quad (43)$$

Let us define an $NM \times NM$ matrix $\mathcal{R}_{v,c}^{(u)}$ that collects all covariance matrices $\{R_{v,lk}^{(u)}\}$, $k, l = 1, \dots, N$, weighted by the corresponding combination coefficients $\{c_{lk}\}$, such that its (k, l) th $M \times M$ submatrix is $c_{lk} R_{v,lk}^{(u)}$. Note that $\mathcal{R}_{v,c}^{(u)}$ itself is *not* a covariance matrix because $c_{kk} R_{v,kk}^{(u)} = 0$ for all k and, in general, $c_{lk} R_{v,lk}^{(u)} \neq c_{kl} R_{v,kl}^{(u)}$ when $k \neq l$. Observe further that $\mathcal{R}_{v,c}^{(u)}$ would be zero were it not for the the noises during the exchange of the regression data. Then, from (43), we conclude that

$$\mathbb{E}\mathbf{z}_i = -\mathcal{R}_{v,c}^{(u)} (\mathbf{1}_N \otimes w^o) \quad (44)$$

Therefore, using (42) and (44), expression (40) becomes

$$\mathbb{E}\tilde{\mathbf{w}}_i = \mathcal{A}_2^T (I_{NM} - \mathcal{M}\mathcal{R}') \mathcal{A}_1^T \cdot \mathbb{E}\tilde{\mathbf{w}}_{i-1} + \mathcal{A}_2^T \mathcal{M} \mathcal{R}_{v,c}^{(u)} (\mathbf{1}_N \otimes w^o) \quad (45)$$

with a driving term due to the presence of $\mathcal{R}_{v,c}^{(u)}$. If there were no noise during the exchange of the regression data, then the driving term would disappear from (45). To guarantee convergence of (45) in the mean, the coefficient matrix $\mathcal{A}_2^T (I_{NM} - \mathcal{M}\mathcal{R}') \mathcal{A}_1^T$ must be stable, i.e.,

$$\rho \left(\mathcal{A}_2^T (I_{NM} - \mathcal{M}\mathcal{R}') \mathcal{A}_1^T \right) < 1 \quad (46)$$

where $\rho(\cdot)$ denotes the spectral radius of its matrix argument. Since \mathcal{A}_1^T and \mathcal{A}_2^T are right-stochastic matrices, it can be shown that the matrix $\mathcal{A}_2^T (I_{NM} - \mathcal{M}\mathcal{R}') \mathcal{A}_1^T$ is stable whenever $I_{NM} - \mathcal{M}\mathcal{R}'$ itself is

stable (see Appendix A). This fact leads to a sufficient upper bound on the step-sizes $\{\mu_k\}$ to guarantee the convergence of $\mathbb{E}\tilde{\mathbf{w}}_i$ to a steady-state value, namely, we must have

$$\mu_k < \frac{2}{\lambda_{\max}(R'_k)}, \quad k = 1, 2, \dots, N \quad (47)$$

where $\lambda_{\max}(\cdot)$ denotes the largest eigenvalue of its matrix argument. Note that the neighborhood covariance matrix R'_k in (41) is related to the combination weighting coefficients $\{c_{lk}\}$. If we further assume that C is doubly-stochastic, i.e.,

$$C\mathbf{1}_N = \mathbf{1}_N, \quad C^T\mathbf{1}_N = \mathbf{1}_N \quad (48)$$

then, we can verify

$$\begin{aligned} \lambda_{\max}(R'_k) &= \lambda_{\max}\left(\sum_{l \in \mathcal{N}_k} c_{lk} (R_{u,l} + R_{v,lk}^{(u)})\right) \\ &\leq \sum_{l \in \mathcal{N}_k} c_{lk} \lambda_{\max}(R_{u,l} + R_{v,lk}^{(u)}) \\ &\leq \sum_{l \in \mathcal{N}_k} c_{lk} \lambda_{\max}(R_{u,l}) + \sum_{l \in \mathcal{N}_k} c_{lk} \lambda_{\max}(R_{v,lk}^{(u)}) \\ &\leq \max_k \lambda_{\max}(R_{u,k}) + \max_{k,l} \lambda_{\max}(R_{v,lk}^{(u)}) \end{aligned} \quad (49)$$

since (i) $\lambda_{\max}(\cdot)$ coincides with the 2-norm for any positive semi-definite Hermitian matrix; (ii) matrix norms are convex functions of their arguments [31]; and (iii) by (48), $\{c_{lk}\}$ are nonnegative convex combination coefficients. Thus, we obtain a sufficient condition for the mean convergence of (40) in lieu of (47):

$$\boxed{\mu_k < \frac{2}{\max_k [\lambda_{\max}(R_{u,k})] + \max_{k,l} [\lambda_{\max}(R_{v,lk}^{(u)})]}, \quad k = 1, 2, \dots, N} \quad (50)$$

where the upper bound for step-sizes becomes uniform across the network and independent of the combination weighting coefficients $\{c_{lk}\}$; it can be determined solely from knowledge of the statistics of the regression data and the associated noise signals. It is worth noting that for traditional diffusion algorithms where information is exchanged perfectly, condition (50) reduces to

$$\mu_k < \frac{2}{\max_k [\lambda_{\max}(R_{u,k})]}, \quad k = 1, 2, \dots, N \quad (51)$$

Comparing (50) with (51), we see that the regression link noise $v_{lk,i}^{(u)}$ reduces the dynamic range of the step-sizes for mean stability. Now, under (47), and taking the limit of (39) as $i \rightarrow \infty$, we find that, the mean error vector will converge to a steady-state value g given by

$$g \triangleq \lim_{i \rightarrow \infty} \mathbb{E}\tilde{\mathbf{w}}_i = [I_{NM} - \mathcal{A}_2^T (I_{NM} - \mathcal{M}\mathcal{R}') \mathcal{A}_1^T]^{-1} \mathcal{A}_2^T \mathcal{M}\mathcal{R}_{v,c}^{(u)} (\mathbf{1}_N \otimes w^o) \quad (52)$$

IV. MEAN-SQUARE CONVERGENCE ANALYSIS

It is well-known that studying the mean-square convergence of a single stand-alone adaptive filter is a challenging task, since adaptive filters are nonlinear, time-variant, and stochastic systems. When a network of adaptive nodes is considered, the complexity of the analysis is compounded because the nodes now influence each other's behavior. In order to make the performance analysis more tractable, we rely on the energy conservation approach of [19], which was used successfully in [7], [8] to study the mean-square performance of diffusion strategies under perfect exchange conditions. The energy argument allows us to derive expressions for the mean-square-deviation (MSD) and the excess-mean-square-error (EMSE) of the network by analyzing how energy flows through the nodes.

A. Centering the Error Recursion (39)

Let us first decompose the weighted variance of the error vector $\tilde{\mathbf{w}}_i$ as follows:

$$\mathbb{E}\|\tilde{\mathbf{w}}_i\|_{\Omega}^2 = \mathbb{E}\|\bar{\mathbf{w}}_i\|_{\Omega}^2 + \|\mathbb{E}\tilde{\mathbf{w}}_i\|_{\Omega}^2 \quad (53)$$

where Ω is an arbitrary positive semi-definite $NM \times NM$ Hermitian matrix, and $\bar{\mathbf{w}}_i$ is the centered error vector defined by

$$\bar{\mathbf{w}}_i \triangleq \tilde{\mathbf{w}}_i - \mathbb{E}\tilde{\mathbf{w}}_i \quad (54)$$

Expression (53) implies that the evolution of the variance $\mathbb{E}\|\tilde{\mathbf{w}}_i\|_{\Omega}^2$ can be described by the evolution of the centered variance $\mathbb{E}\|\bar{\mathbf{w}}_i\|_{\Omega}^2$ and the evolution of the squared mean $\|\mathbb{E}\tilde{\mathbf{w}}_i\|_{\Omega}^2$. In the previous subsection we already studied the evolution of the mean, $\mathbb{E}\tilde{\mathbf{w}}_i$, and determined a condition on the step-sizes to guarantee its convergence to a steady-state value. Therefore, we focus now on the evolution of the centered variance, $\mathbb{E}\|\bar{\mathbf{w}}_i\|_{\Omega}^2$. By (39), (40), and (42), the centered error recursion can be written as

$$\begin{aligned} \bar{\mathbf{w}}_i = & \mathcal{A}_2^T (I_{NM} - \mathcal{M}\mathcal{R}'_i) \mathcal{A}_1^T \tilde{\mathbf{w}}_{i-1} - \mathcal{A}_2^T (I_{NM} - \mathcal{M}\mathcal{R}'_i) \mathbf{v}_{i-1}^{(w)} - \mathcal{A}_2^T \mathcal{M} \mathbf{z}_i - \mathbf{v}_i^{(\psi)} \\ & - \mathcal{A}_2^T (I_{NM} - \mathcal{M}\mathcal{R}') \mathcal{A}_1^T \cdot \mathbb{E}\tilde{\mathbf{w}}_{i-1} + \mathcal{A}_2^T \mathcal{M} \cdot \mathbb{E}\mathbf{z}_i \end{aligned} \quad (55)$$

In order to simplify expression (55), we introduce a small step-size assumption.

Assumption 4.1 (Small step-sizes): The step-sizes are sufficiently small, i.e., $\mu_k \ll 1$. ■

Noting that \mathcal{R}' is weighted by \mathcal{M} in (55), Assumption 4.1 allows us to apply a reverse stochastic approximation step and replace \mathcal{R}' by \mathcal{R}'_i without significantly influencing the dynamics of the centered error vector $\bar{\mathbf{w}}_i$ [32]. Then, expression (55) can be approximated as

$$\boxed{\bar{\mathbf{w}}_i \approx \mathcal{A}_2^T (I_{NM} - \mathcal{M}\mathcal{R}'_i) \mathcal{A}_1^T \bar{\mathbf{w}}_{i-1} - \mathcal{A}_2^T (I_{NM} - \mathcal{M}\mathcal{R}'_i) \mathbf{v}_{i-1}^{(w)} - \mathcal{A}_2^T \mathcal{M} \bar{\mathbf{z}}_i - \mathbf{v}_i^{(\psi)}} \quad (56)$$

where $\bar{\mathbf{z}}_i$ is the centered version of \mathbf{z}_i , defined as

$$\bar{\mathbf{z}}_i \triangleq \mathbf{z}_i - \mathbb{E}\mathbf{z}_i = \mathbf{z}_i + \mathcal{R}_{v,c}^{(u)} (\mathbf{1}_N \otimes w^o) \quad (57)$$

By (34) and (43), the k th $M \times 1$ subvector of $\bar{\mathbf{z}}_i$ is given by

$$\bar{\mathbf{z}}_{k,i} = \sum_{l \in \mathcal{N}_k} c_{lk} \left(\mathbf{u}_{lk,i}^* \mathbf{v}_{lk}(i) + R_{v,lk}^{(u)} w^o \right) \quad (58)$$

By (57), the mean of $\bar{\mathbf{z}}_i$ is zero. It can be further verified that the four variables that appear on the right-hand side of (56), i.e., $\{\bar{\mathbf{w}}_{i-1}, \mathbf{v}_{i-1}^{(w)}, \bar{\mathbf{z}}_i, \mathbf{v}_i^{(\psi)}\}$, are mutually orthogonal.

B. Variance Relation for the Centered Error Vectors

From the centered error recursion (56), we can establish the following (centered) variance relation:

$$\boxed{\mathbb{E}\|\bar{\mathbf{w}}_i\|_{\Sigma}^2 = \mathbb{E}\|\bar{\mathbf{w}}_{i-1}\|_{\Sigma'}^2 + \mathbb{E}\|\mathcal{A}_2^T (I_{NM} - \mathcal{M}\mathcal{R}'_i) \mathbf{v}_{i-1}^{(w)}\|_{\Sigma}^2 + \mathbb{E}\|\mathcal{A}_2^T \mathcal{M}\bar{\mathbf{z}}_i\|_{\Sigma}^2 + \mathbb{E}\|\mathbf{v}_i^{(\psi)}\|_{\Sigma}^2} \quad (59)$$

where Σ is an arbitrary positive semi-definite $NM \times NM$ Hermitian matrix that we are free to choose (later, we shall exhibit useful choices for Σ that will allow us to deduce the values of the network MSD and EMSE measures). The matrix Σ' in (59) is given by:

$$\Sigma' = \mathbb{E} \left[\mathcal{A}_1 (I_{NM} - \mathcal{M}\mathcal{R}'_i) \mathcal{A}_2 \Sigma \mathcal{A}_2^T (I_{NM} - \mathcal{M}\mathcal{R}'_i) \mathcal{A}_1^T \right] \quad (60)$$

which, under Assumptions 2.1, can be written as

$$\Sigma' = \mathcal{A}_1 (I_{NM} - \mathcal{M}\mathcal{R}') \mathcal{A}_2 \Sigma \mathcal{A}_2^T (I_{NM} - \mathcal{M}\mathcal{R}') \mathcal{A}_1^T + O(\mathcal{M}^2) \quad (61)$$

where the last term $O(\mathcal{M}^2)$ contains higher-order moments of the regression data and the associated link noise signal, and it is of the order of \mathcal{M}^2 in magnitude (i.e., it depends on the squares of the step-sizes). Under Assumption 4.1, we can ignore $O(\mathcal{M}^2)$ and write:

$$\Sigma' \approx \mathcal{B}^* \Sigma \mathcal{B} \quad (62)$$

where the $NM \times NM$ matrix \mathcal{B} is defined as

$$\mathcal{B} \triangleq \mathcal{A}_2^T (I_{NM} - \mathcal{M}\mathcal{R}') \mathcal{A}_1^T \quad (63)$$

Observe that the weighting matrices for $\bar{\mathbf{w}}_i$ and $\bar{\mathbf{w}}_{i-1}$ on both sides of (59) are different and given by Σ and Σ' , respectively. It turns out that the entries of these matrices are related linearly as follows. Introduce the vector notation [19]:

$$\sigma = \text{vec}(\Sigma), \quad \sigma' = \text{vec}(\Sigma') \quad (64)$$

where $\text{vec}(\cdot)$ stacks the columns of its matrix argument on top of each other. Then, it can be verified from (62) that

$$\sigma' = \mathcal{F} \cdot \sigma \quad (65)$$

where the $N^2 M^2 \times N^2 M^2$ matrix \mathcal{F} is given by:

$$\mathcal{F} \triangleq \mathcal{B}^T \otimes \mathcal{B}^* \quad (66)$$

To guarantee mean-square convergence of the algorithm, the step-sizes should be selected to ensure that the matrix \mathcal{F} is stable [19]:

$$\rho(\mathcal{F}) < 1 \quad (67)$$

From the definition of \mathcal{F} in (66), we observe that condition (67) is equivalent to the earlier condition (47). Therefore, the mean-square recursion is also stabilized by the diffusion strategies when small step-sizes are assumed.

Theorem 4.2 (Mean-square stability condition for small step-sizes): The diffusion strategy (21)–(23) is stable in the mean and mean-square sense if the step-sizes $\{\mu_k\}$ are sufficiently small and satisfy (47) or (50). ■

V. STEADY-STATE PERFORMANCE ANALYSIS

The conclusion so far is that sufficiently small step-sizes ensure convergence of the diffusion strategy (21)–(23) in the mean and mean-square sense, even in the presence of exchange noises over the communication links. Let us now determine expressions for the error variances that are obtained in steady-state. We start from expression (53). It shows that the error variance $\mathbb{E}\|\tilde{\mathbf{w}}_i\|_\Omega^2$ can be expressed as the sum of two components: one is the variance for the centered error vector, i.e., $\mathbb{E}\|\bar{\mathbf{w}}_i\|_\Omega^2$ and the other is the squared error mean, i.e., $\|\mathbb{E}\tilde{\mathbf{w}}_i\|_\Omega^2$. We already determined the value of $\lim_{i \rightarrow \infty} \mathbb{E}\tilde{\mathbf{w}}_i$, as shown in (52). Hence, we now need to find the value of $\lim_{i \rightarrow \infty} \mathbb{E}\|\bar{\mathbf{w}}_i\|_\Omega^2$.

A. Steady-State Variance Relation

At steady-state, as $i \rightarrow \infty$, the weighted variance for the centered error recursion (59) gives

$$\begin{aligned} \lim_{i \rightarrow \infty} \mathbb{E}\|\bar{\mathbf{w}}_i\|_\sigma^2 &= \lim_{i \rightarrow \infty} \mathbb{E}\|\bar{\mathbf{w}}_{i-1}\|_{\mathcal{F}\sigma}^2 + \lim_{i \rightarrow \infty} \mathbb{E}\|\mathcal{A}_2^T (I_{NM} - \mathcal{M}\mathcal{R}'_i) \mathbf{v}_i^{(w)}\|_\sigma^2 \\ &\quad + \lim_{i \rightarrow \infty} \mathbb{E}\|\mathcal{A}_2^T \mathcal{M}\bar{\mathbf{z}}_i\|_\sigma^2 + \lim_{i \rightarrow \infty} \mathbb{E}\|\mathbf{v}_i^{(\psi)}\|_\sigma^2 \end{aligned} \quad (68)$$

where we are using the compact notation $\|x\|_\sigma^2$ to refer to $\|x\|_\Sigma^2$ — doing so allows us to represent Σ' by the more revealing relation $\mathcal{F}\sigma$ on the right-hand side of (68); we shall be using the weighting matrix Σ and its vector representation σ interchangeably for ease of notation (likewise, for Σ' and σ'). By (35), (36), and Assumptions 2.1 and 4.1, we get

$$\begin{aligned} & \lim_{i \rightarrow \infty} \mathbb{E} \|\mathcal{A}_2^T (I_{NM} - \mathcal{M}\mathcal{R}'_i) \mathbf{v}_i^{(w)}\|_\sigma^2 \\ &= \lim_{i \rightarrow \infty} \mathbb{E} \operatorname{Tr} \left[(I_{NM} - \mathcal{M}\mathcal{R}'_i) \mathcal{A}_2 \Sigma \mathcal{A}_2^T (I_{NM} - \mathcal{M}\mathcal{R}'_i) \mathbf{v}_i^{(w)} \mathbf{v}_i^{(w)*} \right] \\ &\approx \operatorname{Tr} \left[(I_{NM} - \mathcal{M}\mathcal{R}') \mathcal{A}_2 \Sigma \mathcal{A}_2^T (I_{NM} - \mathcal{M}\mathcal{R}') \cdot \mathcal{R}_v^{(w)} \right] \\ &= \left\{ \operatorname{vec} \left[\mathcal{A}_2^T (I_{NM} - \mathcal{M}\mathcal{R}') \mathcal{R}_v^{(w)} (I_{NM} - \mathcal{M}\mathcal{R}') \mathcal{A}_2 \right] \right\}^* \cdot \sigma \end{aligned} \quad (69)$$

where \mathcal{R}' and $\mathcal{R}_v^{(w)}$ are defined in (41) and (37), respectively. From (57), we further get

$$\lim_{i \rightarrow \infty} \mathbb{E} \|\mathcal{A}_2^T \mathcal{M}\bar{\mathbf{z}}_i\|_\sigma^2 = \left[\operatorname{vec} (\mathcal{A}_2^T \mathcal{M}\mathcal{R}_{\bar{\mathbf{z}}} \mathcal{M}\mathcal{A}_2) \right]^* \cdot \sigma \quad (70)$$

where $\mathcal{R}_{\bar{\mathbf{z}}}$ denotes the covariance matrix of $\bar{\mathbf{z}}_i$. Using (58), we show in Appendix B that $\mathcal{R}_{\bar{\mathbf{z}}}$ can be approximated by

$$\mathcal{R}_{\bar{\mathbf{z}}} \triangleq \mathbb{E} \bar{\mathbf{z}}_i \bar{\mathbf{z}}_i^* \approx \mathcal{C}^T \mathcal{S} \mathcal{C} + \mathcal{T} \quad (71)$$

where \mathcal{C} is defined by (15) and \mathcal{S} and \mathcal{T} are two $NM \times NM$ positive semi-definite block diagonal matrices:

$$\mathcal{S} \triangleq \operatorname{diag} \{ \sigma_{v,1}^2 R_{u,1}, \dots, \sigma_{v,N}^2 R_{u,N} \}, \quad \mathcal{T} \triangleq \operatorname{diag} \{ T_1, \dots, T_N \} \quad (72)$$

where T_k is $M \times M$ positive semi-definite and given by

$$T_k \triangleq \sum_{l \in \mathcal{N}_k} c_{lk}^2 \left[(\sigma_{v,l}^2 + \sigma_{v,lk}^2) R_{v,lk}^{(u)} + (\sigma_{v,lk}^2 + w^{o*} R_{v,lk}^{(u)} w^o) R_{u,l} \right] \quad (73)$$

Likewise, from (36) and (37), we get

$$\lim_{i \rightarrow \infty} \mathbb{E} \|\mathbf{v}_i^{(\psi)}\|_\sigma^2 = \left[\operatorname{vec} (\mathcal{R}_v^{(\psi)}) \right]^* \cdot \sigma \quad (74)$$

Substituting these results into (68), we arrive at

$$\begin{aligned} & \lim_{i \rightarrow \infty} \mathbb{E} \|\bar{\mathbf{w}}_i\|_{(I_{N^2 M^2} - \mathcal{F})\sigma}^2 \\ &= \left\{ \operatorname{vec} \left[\mathcal{A}_2^T (I_{NM} - \mathcal{M}\mathcal{R}') \mathcal{R}_v^{(w)} (I_{NM} - \mathcal{M}\mathcal{R}') \mathcal{A}_2 + \mathcal{A}_2^T \mathcal{M}\mathcal{R}_{\bar{\mathbf{z}}} \mathcal{M}\mathcal{A}_2 + \mathcal{R}_v^{(\psi)} \right] \right\}^* \cdot \sigma \\ &= \left[\operatorname{vec} (\mathcal{A}_2^T \mathcal{M} \mathcal{C}^T \mathcal{S} \mathcal{C} \mathcal{M} \mathcal{A}_2 + \text{additional terms}) \right]^* \cdot \sigma \end{aligned} \quad (75)$$

The term $\mathcal{A}_2^T \mathcal{M} \mathcal{C}^T \mathcal{S} \mathcal{C} \mathcal{M} \mathcal{A}_2$ in (75) is contributed by the model noise $\mathbf{v}_k(i)$ while the additional terms are contributed by the link noises $\mathbf{v}_{lk,i-1}^{(w)}$, $\mathbf{v}_{lk}^{(d)}(i)$, $\mathbf{v}_{lk,i}^{(u)}$, and $\mathbf{v}_{lk,i}^{(\psi)}$. By (63), the additional terms in (75) can be expressed as

$$\begin{aligned} & \mathcal{A}_2^T (I_{NM} - \mathcal{M} \mathcal{R}') \mathcal{R}_v^{(w)} (I_{NM} - \mathcal{M} \mathcal{R}') \mathcal{A}_2 + \mathcal{A}_2^T \mathcal{M} \mathcal{T} \mathcal{M} \mathcal{A}_2 + \mathcal{R}_v^{(\psi)} \\ &= \mathcal{A}_2^T \mathcal{R}_v^{(w)} \mathcal{A}_2 + \mathcal{R}_v^{(\psi)} - \mathcal{A}_2^T \mathcal{M} \left(\mathcal{R}' \mathcal{R}_v^{(w)} + \mathcal{R}_v^{(w)} \mathcal{R}' \right) \mathcal{A}_2 + \mathcal{A}_2^T \mathcal{M}^2 \left(\mathcal{R}' \mathcal{R}_v^{(w)} \mathcal{R}' + \mathcal{T} \right) \mathcal{A}_2 \end{aligned} \quad (76)$$

where we used the fact that (i) \mathcal{M} is block diagonal and each block is a scaled identity matrix, and (ii) $\{\mathcal{R}', \mathcal{R}_v^{(w)}, \mathcal{T}\}$ are block diagonal and Hermitian. Let us introduce

$$\mathcal{R}_v \triangleq \mathcal{A}_2^T \mathcal{R}_v^{(w)} \mathcal{A}_2 + \mathcal{R}_v^{(\psi)} \quad (77)$$

$$\mathcal{R}_y \triangleq \mathcal{A}_2^T \mathcal{M} \left(\mathcal{R}' \mathcal{R}_v^{(w)} + \mathcal{R}_v^{(w)} \mathcal{R}' \right) \mathcal{A}_2 - \mathcal{A}_2^T \mathcal{M}^2 \left(\mathcal{R}' \mathcal{R}_v^{(w)} \mathcal{R}' + \mathcal{T} \right) \mathcal{A}_2 \quad (78)$$

Then, by (76)–(78), at steady-state, the variance relation (75) can be rewritten as

$$\lim_{i \rightarrow \infty} \mathbb{E} \|\bar{\mathbf{w}}_i\|_{(I_{N^2 M^2} - \mathcal{F})\sigma}^2 = [\text{vec}(\mathcal{A}_2^T \mathcal{M} \mathcal{C}^T \mathcal{S} \mathcal{C} \mathcal{M} \mathcal{A}_2 + \mathcal{R}_v - \mathcal{R}_y)]^* \cdot \sigma \quad (79)$$

Recall that we are free to choose Σ and, hence, σ . Let $(I_{N^2 M^2} - \mathcal{F})\sigma = \text{vec}(\Omega)$, where Ω is positive semi-definite. Then, the variance relation (79) gives

$$\lim_{i \rightarrow \infty} \mathbb{E} \|\bar{\mathbf{w}}_i\|_{\text{vec}(\Omega)}^2 = [\text{vec}(\mathcal{A}_2^T \mathcal{M} \mathcal{C}^T \mathcal{S} \mathcal{C} \mathcal{M} \mathcal{A}_2 + \mathcal{R}_v - \mathcal{R}_y)]^* (I_{N^2 M^2} - \mathcal{F})^{-1} \text{vec}(\Omega) \quad (80)$$

Using (52), (53), and (80), we arrive at the following theorem.

Theorem 5.1 (Steady-state variance relation): Under Assumptions 2.1 and 4.1, the steady-state error variance relation of the diffusion strategy (21)–(23) is given by

$$\boxed{\lim_{i \rightarrow \infty} \mathbb{E} \|\tilde{\mathbf{w}}_i\|_{\Omega}^2 = [\text{vec}(\mathcal{A}_2^T \mathcal{M} \mathcal{C}^T \mathcal{S} \mathcal{C} \mathcal{M} \mathcal{A}_2 + \mathcal{R}_v - \mathcal{R}_y)]^* (I_{N^2 M^2} - \mathcal{F})^{-1} \text{vec}(\Omega) + \|g\|_{\Omega}^2} \quad (81)$$

where Ω is an arbitrary positive semi-definite Hermitian matrix, \mathcal{S} is defined in (72), \mathcal{R}_v in (77), \mathcal{R}_y in (78), \mathcal{F} in (66), and g in (52). ■

By Assumption 4.1, we can ignore \mathcal{R}_y from (81) because it is of the order of $O(\mathcal{M})$ and is negligible compared to \mathcal{R}_v . Thus, we can approximate (81) as follows:

$$\boxed{\lim_{i \rightarrow \infty} \mathbb{E} \|\tilde{\mathbf{w}}_i\|_{\Omega}^2 \approx [\text{vec}(\mathcal{A}_2^T \mathcal{M} \mathcal{C}^T \mathcal{S} \mathcal{C} \mathcal{M} \mathcal{A}_2 + \mathcal{R}_v)]^* (I_{N^2 M^2} - \mathcal{F})^{-1} \text{vec}(\Omega) + \|g\|_{\Omega}^2} \quad (82)$$

B. Network MSD and EMSE

Each subvector of $\tilde{\mathbf{w}}_i$ corresponds to the estimation error at a particular node, say, $\tilde{\mathbf{w}}_{k,i}$ for node k . The network MSD is defined as [19]:

$$\overline{\text{MSD}} \triangleq \lim_{i \rightarrow \infty} \frac{1}{N} \sum_{k=1}^N \mathbb{E} \|\tilde{\mathbf{w}}_{k,i}\|^2 \quad (83)$$

Since we are free to choose Ω , we select it as $\Omega = I_{NM}/N$. Then, expression (81) gives

$$\overline{\text{MSD}} = \frac{1}{N} \left\{ \left[\text{vec} \left(\mathcal{A}_2^T \mathcal{M} \mathcal{C}^T \mathcal{S} \mathcal{C} \mathcal{M} \mathcal{A}_2 + \mathcal{R}_v - \mathcal{R}_y \right) \right]^* (I_{N^2 M^2} - \mathcal{F})^{-1} \text{vec}(I_{NM}) + \|g\|^2 \right\} \quad (84)$$

Similarly, if we instead select $\Omega = \mathcal{R}_u/N$, where

$$\mathcal{R}_u \triangleq \text{diag} \{R_{u,1}, \dots, R_{u,N}\} \quad (85)$$

then expression (81) would allow us to evaluate the network EMSE as:

$$\overline{\text{EMSE}} = \frac{1}{N} \left\{ \left[\text{vec} \left(\mathcal{A}_2^T \mathcal{M} \mathcal{C}^T \mathcal{S} \mathcal{C} \mathcal{M} \mathcal{A}_2 + \mathcal{R}_v - \mathcal{R}_y \right) \right]^* (I_{N^2 M^2} - \mathcal{F})^{-1} \text{vec}(\mathcal{R}_u) + g^* \mathcal{R}_u g \right\} \quad (86)$$

where the network EMSE is defined as follows:

$$\overline{\text{EMSE}} \triangleq \lim_{i \rightarrow \infty} \frac{1}{N} \sum_{k=1}^N \mathbb{E} |\mathbf{u}_{k,i} \tilde{\mathbf{w}}_{k,i-1}|^2 = \lim_{i \rightarrow \infty} \frac{1}{N} \sum_{k=1}^N \mathbb{E} \|\tilde{\mathbf{w}}_{k,i}\|_{\mathcal{R}_u}^2 \quad (87)$$

C. Simplifications when Regression Data are Not Shared

We showed earlier in Sec. III-A that, the link noise over regression data biases the estimators. In this section we examine more closely how the results simplify when there is no sharing of regression data among the nodes.

Assumption 5.2 (No sharing of regression data): Nodes do not share regression data within neighborhoods, i.e. assume $C = I_N$. ■

By Assumptions 4.1 and 5.2, we simplify the network MSD and EMSE expressions (84) and (86) to:

$$\overline{\text{MSD}} = \frac{1}{N} \left[\text{vec} \left(\mathcal{A}_2^T \mathcal{M} \mathcal{S} \mathcal{M} \mathcal{A}_2 + \mathcal{R}_v \right) \right]^* (I_{N^2 M^2} - \mathcal{F})^{-1} \text{vec}(I_{NM}) \quad (88)$$

and

$$\overline{\text{EMSE}} = \frac{1}{N} \left[\text{vec} \left(\mathcal{A}_2^T \mathcal{M} \mathcal{S} \mathcal{M} \mathcal{A}_2 + \mathcal{R}_v \right) \right]^* (I_{N^2 M^2} - \mathcal{F})^{-1} \text{vec}(\mathcal{R}_u) \quad (89)$$

Recall that \mathcal{R}_v and \mathcal{F} are related to the combination weighting matrices $\{\mathcal{A}_1, \mathcal{A}_2\}$. Substituting (66) into (88) and using the fact that \mathcal{F} is stable, we arrive at another useful expression for the network MSD:

$$\begin{aligned}
\overline{\text{MSD}} &= \frac{1}{N} [\text{vec}(\mathcal{A}_2^T \mathcal{M} \mathcal{S} \mathcal{M} \mathcal{A}_2 + \mathcal{R}_v)]^* \sum_{j=0}^{\infty} \mathcal{F}^j \text{vec}(I_{NM}) \\
&= \frac{1}{N} [\text{vec}(\mathcal{A}_2^T \mathcal{M} \mathcal{S} \mathcal{M} \mathcal{A}_2 + \mathcal{R}_v)]^* \sum_{j=0}^{\infty} (\mathcal{B}^T \otimes \mathcal{B}^*)^j \text{vec}(I_{NM}) \\
&= \frac{1}{N} [\text{vec}(\mathcal{A}_2^T \mathcal{M} \mathcal{S} \mathcal{M} \mathcal{A}_2 + \mathcal{R}_v)]^* \sum_{j=0}^{\infty} \text{vec}(\mathcal{B}^{*j} \mathcal{B}^j) \\
&= \frac{1}{N} \sum_{j=0}^{\infty} \text{Tr}[\mathcal{B}^j (\mathcal{A}_2^T \mathcal{M} \mathcal{S} \mathcal{M} \mathcal{A}_2 + \mathcal{R}_v) \mathcal{B}^{*j}]
\end{aligned} \tag{90}$$

where \mathcal{B} is given by (63). Similarly, the network EMSE can be expressed as

$$\overline{\text{EMSE}} = \frac{1}{N} \sum_{j=0}^{\infty} \text{Tr}[\mathcal{B}^j (\mathcal{A}_2^T \mathcal{M} \mathcal{S} \mathcal{M} \mathcal{A}_2 + \mathcal{R}_v) \mathcal{B}^{*j} \mathcal{R}_u] \tag{91}$$

We can get the network MSD and EMSE for the ATC algorithm by setting $\mathcal{A}_1 = I$ and $\mathcal{A}_2 = A$, and for the CTA algorithm by setting $\mathcal{A}_1 = A$ and $\mathcal{A}_2 = I$. Let us denote

$$\mathcal{A} \triangleq A \otimes I_M, \quad \mathcal{B}_{\text{atc}} \triangleq \mathcal{A}^T (I_{NM} - \mathcal{M} \mathcal{R}_u), \quad \mathcal{B}_{\text{cta}} \triangleq (I_{NM} - \mathcal{M} \mathcal{R}_u) \mathcal{A}^T \tag{92}$$

where $\mathcal{R}' = \mathcal{R}_u$ due to Assumption 5.2. Then, we get

$$\overline{\text{MSD}}_{\text{atc}} = \frac{1}{N} \sum_{j=0}^{\infty} \text{Tr}[\mathcal{B}_{\text{atc}}^j (\mathcal{A}^T \mathcal{M} \mathcal{S} \mathcal{M} \mathcal{A} + \mathcal{R}_v^{(\psi)}) \mathcal{B}_{\text{atc}}^{*j}] \tag{93}$$

$$\overline{\text{EMSE}}_{\text{atc}} = \frac{1}{N} \sum_{j=0}^{\infty} \text{Tr}[\mathcal{B}_{\text{atc}}^j (\mathcal{A}^T \mathcal{M} \mathcal{S} \mathcal{M} \mathcal{A} + \mathcal{R}_v^{(\psi)}) \mathcal{B}_{\text{atc}}^{*j} \mathcal{R}_u] \tag{94}$$

and

$$\overline{\text{MSD}}_{\text{cta}} = \frac{1}{N} \sum_{j=0}^{\infty} \text{Tr}[\mathcal{B}_{\text{cta}}^j (\mathcal{M} \mathcal{S} \mathcal{M} + \mathcal{R}_v^{(w)}) \mathcal{B}_{\text{cta}}^{*j}] \tag{95}$$

$$\overline{\text{EMSE}}_{\text{cta}} = \frac{1}{N} \sum_{j=0}^{\infty} \text{Tr}[\mathcal{B}_{\text{cta}}^j (\mathcal{M} \mathcal{S} \mathcal{M} + \mathcal{R}_v^{(w)}) \mathcal{B}_{\text{cta}}^{*j} \mathcal{R}_u] \tag{96}$$

D. Optimizing the Combination Matrices

Minimizing the MSD expression (93) or the EMSE expression (94) for the ATC algorithm over left-stochastic matrices A is generally non-trivial. We pursue an approximate solution that relies on optimizing an upper bound and performs well in practice. The procedure is motivated from the previous expressions as follows. We first relate the trace expressions to the nuclear norm of its argument, and then relate the

nuclear norm to the block maximum norm of a matrix (the latter norm is defined in App. A). Thus, note that

$$\begin{aligned}
& \text{Tr} \left[\mathcal{B}_{\text{atc}}^j (\mathcal{A}^T \mathcal{M} \mathcal{S} \mathcal{M} \mathcal{A} + \mathcal{R}_v^{(\psi)}) \mathcal{B}_{\text{atc}}^{*j} \right] \\
&= \left\| \mathcal{B}_{\text{atc}}^j \left(\mathcal{A}^T \mathcal{M} \mathcal{S} \mathcal{M} \mathcal{A} + \mathcal{R}_v^{(\psi)} \right) \mathcal{B}_{\text{atc}}^{*j} \right\|_* \\
&\leq \|\mathcal{B}_{\text{atc}}^j\|_* \cdot \|\mathcal{A}^T \mathcal{M} \mathcal{S} \mathcal{M} \mathcal{A} + \mathcal{R}_v^{(\psi)}\|_* \cdot \|\mathcal{B}_{\text{atc}}^{*j}\|_* \\
&= \|\mathcal{B}_{\text{atc}}^j\|_*^2 \cdot \text{Tr} \left(\mathcal{A}^T \mathcal{M} \mathcal{S} \mathcal{M} \mathcal{A} + \mathcal{R}_v^{(\psi)} \right) \\
&\leq c^2 \cdot \|\mathcal{B}_{\text{atc}}^j\|_{b,\infty}^2 \cdot \text{Tr} \left(\mathcal{A}^T \mathcal{M} \mathcal{S} \mathcal{M} \mathcal{A} + \mathcal{R}_v^{(\psi)} \right) \\
&\leq c^2 \cdot \|\mathcal{B}_{\text{atc}}\|_{b,\infty}^{2j} \cdot \text{Tr} \left(\mathcal{A}^T \mathcal{M} \mathcal{S} \mathcal{M} \mathcal{A} + \mathcal{R}_v^{(\psi)} \right) \\
&\leq c^2 \cdot (\|\mathcal{A}\|_{b,\infty} \cdot \|I_{NM} - \mathcal{M} \mathcal{R}_u\|_{b,\infty})^{2j} \cdot \text{Tr} \left(\mathcal{A}^T \mathcal{M} \mathcal{S} \mathcal{M} \mathcal{A} + \mathcal{R}_v^{(\psi)} \right) \\
&= c^2 \cdot \rho(I_{NM} - \mathcal{M} \mathcal{R}_u)^{2j} \cdot \text{Tr} \left(\mathcal{A}^T \mathcal{M} \mathcal{S} \mathcal{M} \mathcal{A} + \mathcal{R}_v^{(\psi)} \right)
\end{aligned} \tag{97}$$

where $\|X\|_*$ denotes the nuclear norm (also known as the trace norm, or the Ky Fan n -norm) of matrix X ; it is defined as the sum of the singular values of X (and, therefore, $\|X\|_* = \|X^*\|_*$ for any X and $\|X\|_* = \text{Tr}(X)$ when X is positive semi-definite); c is some positive scalar such that $\|X\|_* \leq c\|X\|_{b,\infty}$ because $\|X\|_*$ and $\|X\|_{b,\infty}$ are submultiplicative norms and all such norms are equivalent [31]. In the last two steps of (97) we used result (138) from App. A. Thus, we can upper bound the network MSD (93) by

$$\begin{aligned}
\overline{\text{MSD}}_{\text{atc}} &\leq \frac{1}{N} \sum_{j=0}^{\infty} c^2 \cdot \rho(I_{NM} - \mathcal{M} \mathcal{R}_u)^{2j} \cdot \text{Tr} \left(\mathcal{A}^T \mathcal{M} \mathcal{S} \mathcal{M} \mathcal{A} + \mathcal{R}_v^{(\psi)} \right) \\
&= \frac{c^2}{N} \cdot \frac{\text{Tr} \left(\mathcal{A}^T \mathcal{M} \mathcal{S} \mathcal{M} \mathcal{A} + \mathcal{R}_v^{(\psi)} \right)}{1 - \rho(I_{NM} - \mathcal{M} \mathcal{R}_u)^2}
\end{aligned} \tag{98}$$

where the combination matrix \mathcal{A} appears only in the numerator. This result motivates us to consider instead the problem of minimizing the upper bound, namely,

$$\begin{aligned}
& \min_A \quad \text{Tr} \left(\mathcal{A}^T \mathcal{M} \mathcal{S} \mathcal{M} \mathcal{A} + \mathcal{R}_v^{(\psi)} \right) \\
& \text{subject to} \quad \mathcal{A}^T \mathbf{1} = \mathbf{1}, \quad a_{lk} \geq 0, \quad a_{lk} = 0 \text{ if } l \notin \mathcal{N}_k
\end{aligned} \tag{99}$$

Using (37), the cost function in (99) can be expressed as

$$\text{Tr} \left(\mathcal{A}^T \mathcal{M} \mathcal{S} \mathcal{M} \mathcal{A} + \mathcal{R}_v^{(\psi)} \right) = \sum_{k=1}^N \sum_{l \in \mathcal{N}_k} a_{lk}^2 \left[\mu_l^2 \sigma_{v,l}^2 \text{Tr}(R_{u,l}) + \text{Tr}(R_{v,lk}^{(\psi)}) \right] \tag{100}$$

Thus, problem (99) can be decoupled into N separate optimization problems of the form:

$$\begin{array}{ll} \min_{\{a_{lk}, l \in \mathcal{N}_k\}} & \sum_{l \in \mathcal{N}_k} a_{lk}^2 \left[\mu_l^2 \sigma_{v,l}^2 \text{Tr}(R_{u,l}) + \text{Tr}(R_{v,lk}^{(\psi)}) \right], \quad k = 1, 2, \dots, N \\ \text{subject to} & \sum_{l \in \mathcal{N}_k} a_{lk} = 1, \quad a_{lk} \geq 0, \quad a_{lk} = 0 \text{ if } l \notin \mathcal{N}_k \end{array} \quad (101)$$

With each node l in the neighborhood \mathcal{N}_k , we associate the following nonnegative variance products:

$$\gamma_{lk}^2 \triangleq \begin{cases} \mu_k^2 \sigma_{v,k}^2 \text{Tr}(R_{u,k}), & l = k \\ \mu_l^2 \sigma_{v,l}^2 \text{Tr}(R_{u,l}) + \text{Tr}(R_{v,lk}^{(\psi)}), & l \in \mathcal{N}_k, \quad l \neq k \end{cases} \quad (102)$$

This measure incorporates information about the exchange noise covariances $\{R_{v,lk}^{(\psi)}\}$. Then, the solution of (101) is given by

$$a_{lk} = \begin{cases} \frac{\gamma_{lk}^{-2}}{\sum_{l \in \mathcal{N}_k} \gamma_{lk}^{-2}}, & \text{if } l \in \mathcal{N}_k \\ 0, & \text{otherwise} \end{cases} \quad (\text{relative variance rule}) \quad (103)$$

We refer to this combination rule as the relative-variance combination rule; it is an extension of the rule devised in [33] to the case of noisy information exchanges. In particular, the definition of the scalars $\{\gamma_{lk}^2\}$ in (102) are different and now depend on both subscripts l and k .

Minimizing the EMSE expression (94) for the ATC algorithm over left-stochastic matrices A can be pursued in a similar manner by noting that

$$\begin{aligned} & \text{Tr} \left[\mathcal{B}_{\text{atc}}^j \left(\mathcal{A}^T \mathcal{M} \mathcal{S} \mathcal{M} \mathcal{A} + \mathcal{R}_v^{(\psi)} \right) \mathcal{B}_{\text{atc}}^{*j} \mathcal{R}_u \right] \\ & \leq c^2 \rho(I_{NM} - \mathcal{M} \mathcal{R}_u)^{2j} \text{Tr} \left(\mathcal{A}^T \mathcal{M} \mathcal{S} \mathcal{M} \mathcal{A} + \mathcal{R}_v^{(\psi)} \right) \text{Tr}(\mathcal{R}_u) \end{aligned} \quad (104)$$

Thus, minimizing the upper bound of the network EMSE leads to the same solution (103). Using the same argument, we can also show that the same result minimizes the upper bound of the network MSD or EMSE for the CTA algorithm.

E. Adaptive Combination Rule

To apply the relative variance combination rule (103), each node k needs to know the variance products, $\{\gamma_{lk}^2\}$, of their neighbors, which in general are not available since they require knowledge of the quantities $\{\sigma_{v,l}^2, \text{Tr}(R_{u,l}), \text{Tr}(R_{v,lk}^{(\psi)})\}$. Therefore, we shall propose an adaptive combination rule, by using data that

are available to it. Note that under Assumption 4.1 and for any neighbor node $l \in \mathcal{N}_k \setminus \{k\}$, γ_{lk}^2 is dominant by the link noise because

$$\gamma_{lk}^2 = \mu_l^2 \sigma_{v,l}^2 \text{Tr}(R_{u,l}) + \text{Tr}(R_{v,lk}^{(\psi)}) \approx \text{Tr}(R_{v,lk}^{(\psi)}) \quad (105)$$

For the ATC algorithm, from (16) we get

$$\mathbb{E} \|\psi_{lk,i} - \mathbf{w}_{k,i-1}\|^2 = \mathbb{E} \|\psi_{l,i} - \mathbf{w}_{k,i-1}\|^2 + \text{Tr}(R_{v,lk}^{(\psi)}) \quad (106)$$

and, at steady-state,

$$\begin{aligned} \lim_{i \rightarrow \infty} \mathbb{E} \|\psi_{l,i} - \mathbf{w}_{k,i-1}\|^2 &\leq \lim_{i \rightarrow \infty} \mathbb{E} \|\tilde{\psi}_{l,i}\|^2 + \lim_{i \rightarrow \infty} \mathbb{E} \|\tilde{\mathbf{w}}_{k,i-1}\|^2 \\ &= O(\mu_l) + O(\mu_k) \end{aligned} \quad (107)$$

Thus, the quantity $\|\psi_{lk,i} - \mathbf{w}_{k,i-1}\|^2$ is a good estimate for $\text{Tr}(R_{v,lk}^{(\psi)})$:

$$\mathbb{E} \|\psi_{lk,i} - \mathbf{w}_{k,i-1}\|^2 \approx \text{Tr}(R_{v,lk}^{(\psi)}) \quad (108)$$

under Assumption 4.1. Similarly, for node k itself, γ_{kk}^2 is given by

$$\gamma_{kk}^2 = \mu_k^2 \sigma_{v,k}^2 \text{Tr}(R_{u,k}) \quad (109)$$

while we have

$$\mathbb{E} \|\psi_{k,i} - \mathbf{w}_{k,i-1}\|^2 = \mu_k^2 \sigma_{v,k}^2 \text{Tr}(R_{u,k}) \quad (110)$$

Thus, we can also use $\|\psi_{k,i} - \mathbf{w}_{k,i-1}\|^2$ to estimate γ_{kk}^2 . To unify the notation, we define $\psi_{kk,i} \triangleq \psi_{k,i}$. Let $\hat{\gamma}_{lk}^2(i)$ denote an estimate for γ_{lk}^2 that is computed by node k at time i . Then, one way to evaluate $\hat{\gamma}_{lk}^2(i)$ is through the recursion:

$$\boxed{\hat{\gamma}_{lk}^2(i) = (1 - \nu_k) \hat{\gamma}_{lk}^2(i-1) + \nu_k \|\psi_{lk,i} - \mathbf{w}_{k,i-1}\|^2, \quad l \in \mathcal{N}_k} \quad (111)$$

where ν_k is a positive coefficient smaller than one. Indeed, it can be verified that $\lim_{i \rightarrow \infty} \mathbb{E} \hat{\gamma}_{lk}^2(i) \approx \gamma_{lk}^2$. That is, the estimator $\hat{\gamma}_{lk}^2(i)$ converges on average to the desired variance product γ_{lk}^2 with an error on the order of $O(\mu_l) + O(\mu_k)$, which is negligible under Assumption 4.1. In this way, we arrive at the adaptive combination rule:

$$\boxed{a_{lk} = \begin{cases} \frac{\hat{\gamma}_{lk}^{-2}(i)}{\sum_{l \in \mathcal{N}_k} \hat{\gamma}_{lk}^{-2}(i)}, & \text{if } l \in \mathcal{N}_k \\ 0, & \text{otherwise} \end{cases}} \quad (112)$$

VI. MEAN-SQUARE TRACKING BEHAVIOR

The diffusion strategy (5)–(7) is adaptive in nature. One of the main benefits of adaptation is that it endows networks with tracking abilities when the underlying weight vector w^o varies with time. In this section we analyze how well an adaptive network is able to track variations in w^o . To do so, we adopt a random-walk model for w^o that is commonly used in the literature to describe the non-stationarity of the weight vector [19].

Assumption 6.1 (Random-walk model): The weight vector w^o changes according to the model:

$$w_i^o = w_{i-1}^o + \eta_i \quad (113)$$

where w_i^o has a constant mean w^o for all i , η_i is an independent and identically distributed (i.i.d.) random noise sequence with zero mean and covariance matrix R_η ; it is also independent of the initial conditions $\{w_{-1}^o, w_{k,-1}\}$ and of all regressors and noise signals across the network for all time instants. ■

We now define the error vector at node k as

$$\tilde{w}_{k,i} \triangleq w_i^o - w_{k,i} \quad (114)$$

so that the global error recursion (39) for the network is replaced by

$$\begin{aligned} \tilde{w}_i = & \mathcal{A}_2^T (I_{NM} - \mathcal{M}\mathcal{R}'_i) \mathcal{A}_1^T \tilde{w}_{i-1} + \mathcal{A}_2^T (I_{NM} - \mathcal{M}\mathcal{R}'_i) \mathcal{A}_1^T \zeta_i \\ & - \mathcal{A}_2^T (I_{NM} - \mathcal{M}\mathcal{R}'_i) v_{i-1}^{(w)} - \mathcal{A}_2^T \mathcal{M}z_i - v_i^{(\psi)} \end{aligned} \quad (115)$$

where the $NM \times 1$ vector ζ_i is defined as

$$\zeta_i \triangleq \text{col} \{\eta_i, \dots, \eta_i\} = \mathbb{1}_N \otimes \eta_i \quad (116)$$

A. Convergence Conditions

By Assumptions 2.1 and 6.1, it can be verified that the condition for mean convergence continues to be the same as (47), i.e.,

$$\rho(\mathcal{A}_2^T (I_{NM} - \mathcal{M}\mathcal{R}') \mathcal{A}_1^T) < 1 \quad (117)$$

where \mathcal{R}' is defined in (41). In addition, it can also be verified that the error recursion (115) converges in the mean sense to the same non-zero bias vector g as in (52). Substituting (115) into the centered error

vector (54) and applying the same stochastic approximation as in Section III-B based on Assumption (4.1), we obtain

$$\begin{aligned}\bar{\mathbf{w}}_i \approx & \mathcal{A}_2^T(I_{NM} - \mathcal{M}\mathcal{R}'_i)\mathcal{A}_1^T\bar{\mathbf{w}}_{i-1} + \mathcal{A}_2^T(I_{NM} - \mathcal{M}\mathcal{R}'_i)\mathcal{A}_1^T\boldsymbol{\zeta}_i \\ & - \mathcal{A}_2^T(I_{NM} - \mathcal{M}\mathcal{R}'_i)\mathbf{v}_{i-1}^{(w)} - \mathcal{A}_2^T\mathcal{M}\bar{\mathbf{z}}_i - \mathbf{v}_i^{(\psi)}\end{aligned}\quad (118)$$

From (118), we can derive the following variance relation:

$$\begin{aligned}\mathbb{E}\|\bar{\mathbf{w}}_i\|_{\sigma}^2 = & \mathbb{E}\|\bar{\mathbf{w}}_{i-1}\|_{\mathcal{F}\sigma}^2 + \mathbb{E}\|\mathcal{A}_2^T(I_{NM} - \mathcal{M}\mathcal{R}'_i)\mathcal{A}_1^T\boldsymbol{\zeta}_i\|_{\sigma}^2 \\ & + \mathbb{E}\|\mathcal{A}_2^T(I_{NM} - \mathcal{M}\mathcal{R}'_i)\mathbf{v}_{i-1}^{(w)}\|_{\sigma}^2 + \mathbb{E}\|\mathcal{A}_2^T\mathcal{M}\bar{\mathbf{z}}_i\|_{\sigma}^2 + \mathbb{E}\|\mathbf{v}_i^{(\psi)}\|_{\sigma}^2\end{aligned}\quad (119)$$

where \mathcal{F} is defined in (66) under Assumption 4.1. To guarantee mean-square convergence, the coefficient matrix \mathcal{F} needs to be stable and satisfy the same condition (67). In other words, the conditions for mean and mean-square convergence continue to be the same as in the non-stationary case.

B. Steady-State Performance

The steady-state performance, however, is affected by the non-stationarity of w^o . At steady-state, expression (81) becomes

$$\begin{aligned}\lim_{i \rightarrow \infty} \mathbb{E}\|\tilde{\mathbf{w}}_i\|_{\Omega}^2 = & [\text{vec}(\mathcal{A}_2^T\mathcal{M}\mathcal{C}^T\mathcal{S}\mathcal{C}\mathcal{M}\mathcal{A}_2 + \mathcal{A}_2^T\mathcal{A}_1^T\mathcal{R}_{\zeta}\mathcal{A}_1\mathcal{A}_2 + \mathcal{R}_v - \mathcal{R}_y)]^* \\ & \times (I_{N^2M^2} - \mathcal{F})^{-1} \text{vec}(\Omega) + \|g\|_{\Omega}^2\end{aligned}\quad (120)$$

where \mathcal{S} is defined in (72), \mathcal{R}_{ζ} is the covariance matrix of $\boldsymbol{\zeta}_i$:

$$\mathcal{R}_{\zeta} \triangleq \mathbb{E}\boldsymbol{\zeta}_i\boldsymbol{\zeta}_i^* = (\mathbf{1}_N\mathbf{1}_N^T) \otimes R_{\eta} \quad (121)$$

R_v is defined in (77), and \mathcal{R}_y is changed from (78) into

$$\begin{aligned}\mathcal{R}_y \triangleq & \mathcal{A}_2^T\mathcal{M}\left(\mathcal{R}'\mathcal{R}_v^{(w)} + \mathcal{R}_v^{(w)}\mathcal{R}' + \mathcal{R}'\mathcal{A}_1^T\mathcal{R}_{\zeta}\mathcal{A}_1 + \mathcal{A}_1^T\mathcal{R}_{\zeta}\mathcal{A}_1\mathcal{R}'\right)\mathcal{A}_2 \\ & - \mathcal{A}_2^T\mathcal{M}^2\left(\mathcal{R}'\mathcal{R}_v^{(w)}\mathcal{R}' + \mathcal{R}'\mathcal{A}_1^T\mathcal{R}_{\zeta}\mathcal{A}_1\mathcal{R}' + \mathcal{T}\right)\mathcal{A}_2\end{aligned}\quad (122)$$

By (15) and (121), we get

$$\begin{aligned}\mathcal{A}_2^T\mathcal{A}_1^T\mathcal{R}_{\zeta}\mathcal{A}_1\mathcal{A}_2 = & (\mathcal{A}_2^T \otimes I_M)(\mathcal{A}_1^T \otimes I_M)[(\mathbf{1}_N\mathbf{1}_N^T) \otimes R_{\eta}](\mathcal{A}_1 \otimes I_M)(\mathcal{A}_2 \otimes I_M) \\ = & (\mathcal{A}_2^T\mathcal{A}_1^T\mathbf{1}_N\mathbf{1}_N^T\mathcal{A}_1\mathcal{A}_2) \otimes R_{\eta} \\ = & (\mathbf{1}_N\mathbf{1}_N^T) \otimes R_{\eta} \\ = & \mathcal{R}_{\zeta}\end{aligned}\quad (123)$$

Then, following the same argument that led to (84), we find that the network MSD is now given by:

$$\overline{\text{MSD}}_{\text{trk}} = \frac{1}{N} \left\{ \left[\text{vec} \left(\mathcal{A}_2^T \mathcal{M} \mathcal{C}^T \mathcal{S} \mathcal{C} \mathcal{M} \mathcal{A}_2 + \mathcal{R}_\zeta + \mathcal{R}_v - \mathcal{R}_y \right) \right]^* (I_{N^2 M^2} - \mathcal{F})^{-1} \text{vec}(I_{NM}) + \|g\|^2 \right\} \quad (124)$$

Similarly, the network EMSE is given by:

$$\overline{\text{EMSE}}_{\text{trk}} = \frac{1}{N} \left\{ \left[\text{vec} \left(\mathcal{A}_2^T \mathcal{M} \mathcal{C}^T \mathcal{S} \mathcal{C} \mathcal{M} \mathcal{A}_2 + \mathcal{R}_\zeta + \mathcal{R}_v - \mathcal{R}_y \right) \right]^* (I_{N^2 M^2} - \mathcal{F})^{-1} \text{vec}(\mathcal{R}_u) + g^* \mathcal{R}_u g \right\} \quad (125)$$

where \mathcal{R}_u is defined in (85). Observe that the main difference relative to (84) and (86) is the addition of the covariance term \mathcal{R}_ζ . Therefore, all the results that were derived in the earlier section, such as (88) and (89), continue to hold by adding \mathcal{R}_ζ . In particular, if Assumptions 4.1 and 5.2 are adopted, expressions (124) and (125) can be approximated as

$$\overline{\text{MSD}}_{\text{trk}} = \frac{1}{N} \left[\text{vec} \left(\mathcal{A}_2^T \mathcal{M} \mathcal{S} \mathcal{M} \mathcal{A}_2 + \mathcal{R}_\zeta + \mathcal{R}_v \right) \right]^* (I_{N^2 M^2} - \mathcal{F})^{-1} \text{vec}(I_{NM}) \quad (126)$$

and

$$\overline{\text{EMSE}}_{\text{trk}} = \frac{1}{N} \left[\text{vec} \left(\mathcal{A}_2^T \mathcal{M} \mathcal{S} \mathcal{M} \mathcal{A}_2 + \mathcal{R}_\zeta + \mathcal{R}_v \right) \right]^* (I_{N^2 M^2} - \mathcal{F})^{-1} \text{vec}(\mathcal{R}_u) \quad (127)$$

VII. SIMULATION RESULTS

We simulate two scenarios: noisy information-exchanges and non-stationary environments. We consider a connected network with $N = 20$ nodes.

A. Imperfect Information Exchange

The unknown complex parameter w^o of length $M = 2$ is randomly generated. We adopt a uniform step-size, $\mu = 0.01$, and uniformly white Gaussian regression data, $R_{u,k} = \sigma_{u,k}^2 I_M$ where $\sigma_{u,k}^2 = 0.5$ for $k \in \{1, 2, \dots, N/2\}$ and $\sigma_{u,k}^2 = 1$ for $k \in \{N/2 + 1, N/2 + 2, \dots, N\}$. We also use white Gaussian link noise signals such that $R_{v,lk}^{(w)} = \sigma_{w,lk}^2 I_M$, $R_{v,lk}^{(u)} = \sigma_{u,lk}^2 I_M$, and $R_{v,lk}^{(\psi)} = \sigma_{\psi,lk}^2 I_M$. All noise variances, $\{\sigma_{v,k}^2, \sigma_{w,lk}^2, \sigma_{u,lk}^2, \sigma_{v,lk}^2, \sigma_{\psi,lk}^2\}$, are randomly generated. The signal-to-noise ratio (SNR) across the network, $\frac{1}{N} \sum_{k=1}^N \text{Tr}(R_{u,k}) / \sigma_{v,k}^2$, is set to approximately 25 dB. The average power of each type of link noise across the network is 35 dB less than that of the model noise. We examine the CTA and ATC algorithms in (3) and (4), namely, no sharing of data among nodes (i.e., $C = I_N$), under various combination rules: (i) the relative variance rule in (103), (ii) the Metropolis rule in [34]:

$$\begin{cases} a_{lk} = \frac{1}{\max\{|\mathcal{N}_k|, |\mathcal{N}_l|\}}, & l \in \mathcal{N}_k \setminus \{k\} \\ a_{lk} = 1 - \sum_{l \in \mathcal{N}_k \setminus \{k\}} a_{lk}, & l = k \\ a_{lk} = 0, & l \notin \mathcal{N}_k \end{cases} \quad (128)$$

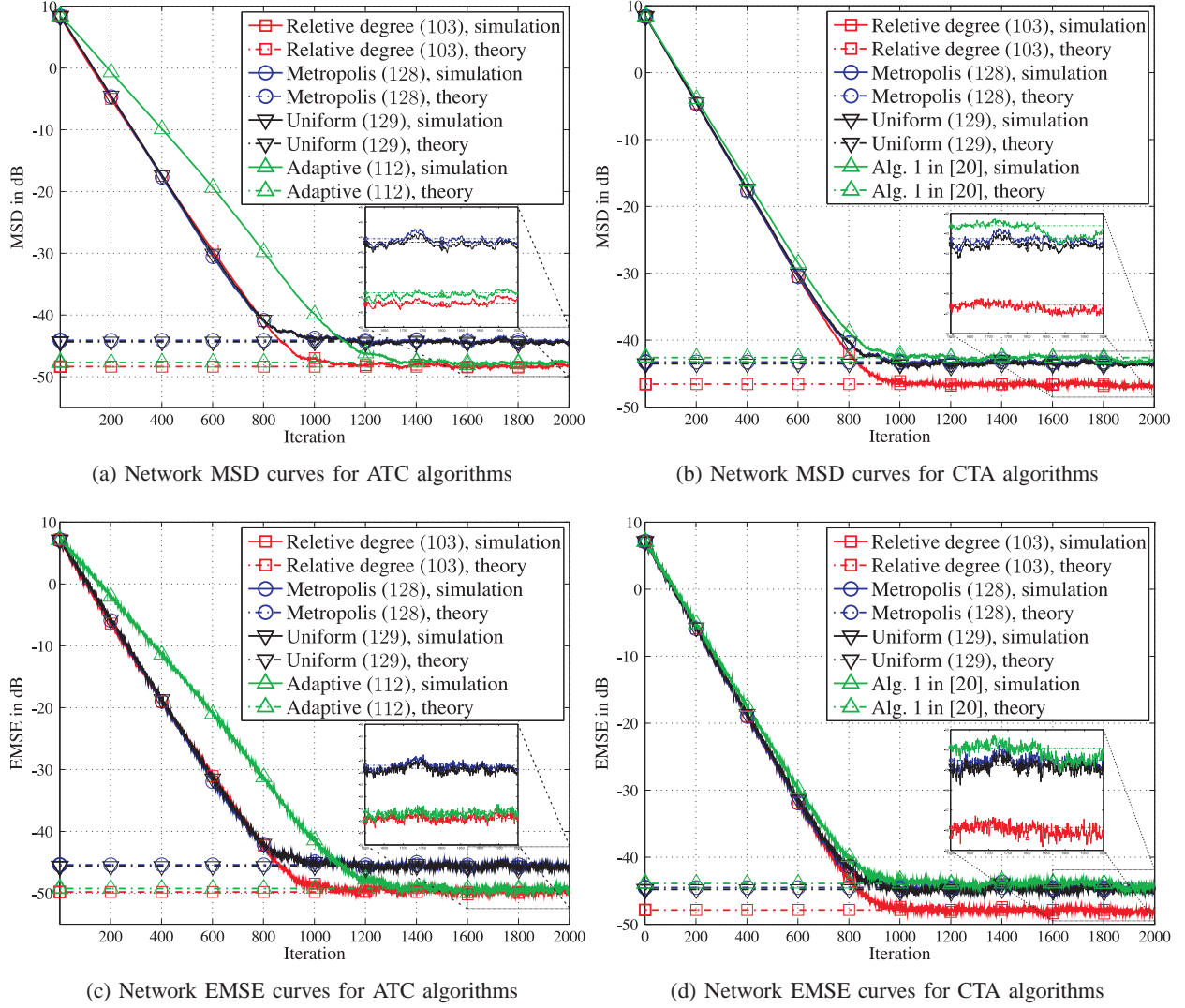


Fig. 2. Simulated network MSD and EMSE curves and theoretical results (88) and (89) for diffusion algorithms of various combination rules with noisy information exchange.

where $|\mathcal{N}_k|$ denotes the degree of node k (including the node itself), (iii) the uniform weighting rule:

$$\begin{cases} a_{lk} = \frac{1}{|\mathcal{N}_k|}, & l \in \mathcal{N}_k \\ a_{lk} = 0, & l \notin \mathcal{N}_k \end{cases} \quad (129)$$

and the adaptive rule in (112). For CTA algorithms, we set $A_1 = A$ and $A_2 = I_N$. For ATC algorithms, we set $A_1 = I_N$ and $A_2 = A$. We plot the network learning curves for MSD and EMSE for CTA algorithms in Figs. 2b and 2d by averaging over 50 experiments. We also plot the theoretical results (88) and (89) in the same figures. We plot the network learning curves for MSD and EMSE for ATC

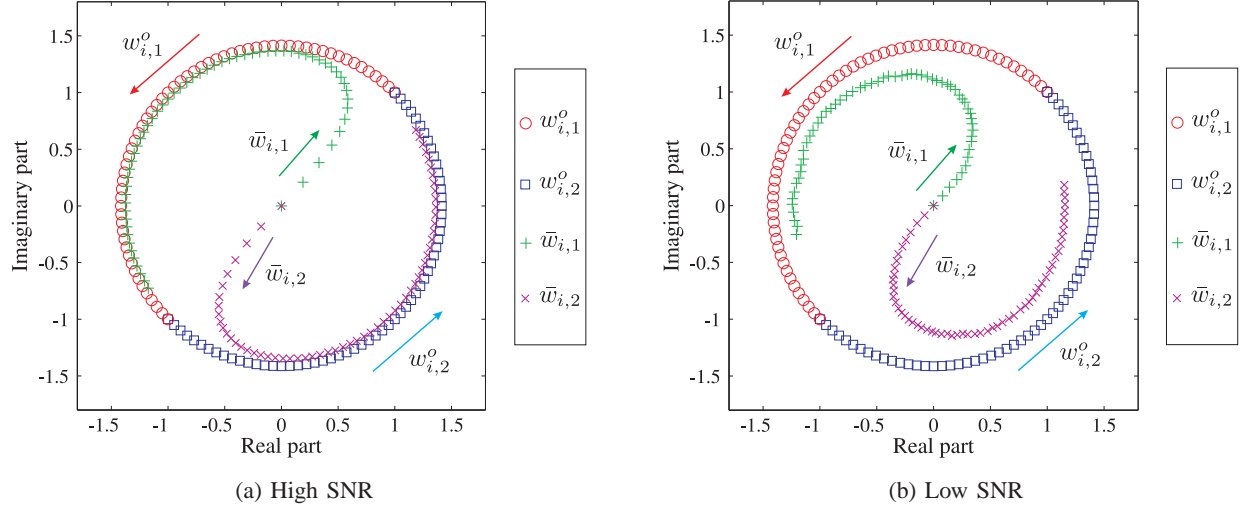


Fig. 3. An adaptive network tracking a parameter vector $w^o \in \mathbb{C}^2$.

algorithms in Figs. 2a and 2c by averaging over 50 experiments. We also plot the theoretical results (88) and (89) in the same figures. From Fig. 2 we see that the relative variance rule makes diffusion algorithms achieve lower MSD and EMSE levels at steady-state compared to the metropolis and uniform rules, as well as the algorithm from [20] (which requires knowledge of the noise variances). In addition, the adaptive rule attains MSD and EMSE levels that are only slightly larger than those of the relative variance rule, although, as expected, it converges slower due to the additional learning step.

B. Non-stationary Scenario

The value for each entry of the complex parameter $w_i^o = \text{col}\{w_{i,1}^o, w_{i,2}^o\}$ is assumed to be changing with time along a circular trajectory in the complex plane, as shown in Fig. 3. The dynamic model for w^o is expressed as $w_{i,k}^o = r e^{j\omega} w_{i-1,k}^o$, where $k = 1, 2$, $r = 1$, and $\omega = 2\pi/6000$. The covariance matrices for the regression data, $R_{u,k}$, and the variances for the model noise, $\sigma_{v,k}^2$, are randomly generated. We examine two different scenarios: the high SNR case where the average SNR across the network is 10 dB, and the low SNR case where the average SNR is -10 dB. We simulate 3000 iterations and plot one experiment in Figs. 3a and 3b for each case. The step-size is 0.01 and uniform across the network. For simplicity, we adopt the ATC algorithm and only use the uniform weighting rule (129). The tracking behavior of the network, denoted as $\bar{w}_i = \text{col}\{\bar{w}_{i,1}, \bar{w}_{i,2}\}$, is obtained by averaging over all the estimates, $\{w_{k,i}\}$, across the network. Figs. 3a and 3b depict the complex plane; the horizontal axis is the real axis and the vertical axis is the imaginary axis. Therefore, for every i , each entry of w_i^o or \bar{w}_i represents a

point in the plane. When i is increasing, $w_{i,1}^o$ moves along the red trajectory (in \circ), $w_{i,2}^o$ along the blue trajectory (in \square), $\bar{w}_{i,1}$ along the green trajectory (in $+$), and $\bar{w}_{i,2}$ along the magenta trajectory (in \times). From Fig. 3, it can be seen that diffusion algorithms exhibit the tracking ability in both high and low SNR environments.

VIII. CONCLUSIONS

In this work we investigated the performance of diffusion algorithms under several sources of noise during information exchange and under non-stationary environments. We first showed that, on one hand, the link noise over the regression data biases the estimators and deteriorates the conditions for mean and mean-square convergence. On the other hand, diffusion strategies can still stabilize the mean and mean-square convergence of the network with noisy information exchange. We derived analytical expressions for the network MSD and EMSE and used these expressions to motivate the choice of combination weights that help ameliorate the effect of information-exchange noise and improve network performance. We also extended the results to the non-stationary scenario where the unknown parameter w^o is changing with time i . Simulation results illustrate the theoretical findings and how well they match with theory.

APPENDIX A

STABILITY OF $\mathcal{A}_2^T (I_{NM} - \mathcal{MR}') \mathcal{A}_1^T$

Following [12], we first define the block maximum norm of a vector.

Definition A.1 (Block Maximum Norm): Given a vector $x = \text{col}\{x_1, \dots, x_N\} \in \mathbb{C}^{MN}$ consisting of N blocks $x_k \in \mathbb{C}^M$, $k = 1, \dots, N$, the block maximum norm is the real function $\|\cdot\|_{b,\infty} : \mathbb{C}^{MN} \rightarrow \mathbb{R}$, defined as

$$\|x\|_{b,\infty} \triangleq \max_{1 \leq k \leq N} \|x_k\|_2 \quad (130)$$

where $\|\cdot\|_2$ denotes the standard 2-norm on \mathbb{C}^M . ■

Similarly, we define the matrix norm that is induced by the block maximum norm as follows:

Definition A.2 (Block Maximum Matrix Norm): Given a matrix $A \in \mathbb{C}^{MN \times MN}$, then

$$\|A\|_{b,\infty} \triangleq \max_{x \in \mathbb{C}^{MN} \setminus \{0\}} \frac{\|Ax\|_{b,\infty}}{\|x\|_{b,\infty}} \quad (131)$$

denotes the induced block maximum (matrix) norm on $\mathbb{C}^{MN \times MN}$. ■

Lemma A.3: The block maximum matrix norm is block unitary invariant, i.e., given a block diagonal unitary matrix $U \triangleq \text{diag}\{U_1, \dots, U_N\} \in \mathbb{C}^{MN \times MN}$ consisting of N unitary blocks $U_k \in \mathbb{C}^{M \times M}$, where $U_k U_k^* = U_k^* U_k = I_M$, $k = 1, \dots, N$, for any matrix $A \in \mathbb{C}^{MN \times MN}$, we have

$$\|A\|_{b,\infty} = \|UAU^*\|_{b,\infty} \quad (132)$$

where $\|\cdot\|_{b,\infty}$ denotes the block maximum matrix norm on $\mathbb{C}^{MN \times MN}$. ■

Lemma A.4: Let $A_N \in \mathbb{C}^{N \times N}$ be a right-stochastic matrix. Then the block maximum norm of the matrix $A_N \otimes I_M$ with block size $M \times M$ is one, i.e.,

$$\|A_N \otimes I_M\|_{b,\infty} = 1 \quad (133)$$

Proof: From the definition (131), we get

$$\begin{aligned} \|A_N \otimes I_M\|_{b,\infty} &= \max_{x \in \mathbb{C}^{MN} \setminus \{0\}} \frac{\max_k \|\sum_{l=1}^N [A]_{k,l} x_l\|_2}{\max_k \|x_k\|_2} \\ &\leq \max_{x \in \mathbb{C}^{MN} \setminus \{0\}} \frac{\max_k \sum_{l=1}^N [A]_{k,l} \|x_l\|_2}{\max_k \|x_k\|_2} \\ &\leq \max_{x \in \mathbb{C}^{MN} \setminus \{0\}} \frac{\max_k (\max_l \|x_l\|_2)}{\max_k \|x_k\|_2} \\ &= 1 \end{aligned} \quad (134)$$

where $x \triangleq \text{col}\{x_1, \dots, x_N\} \in \mathbb{C}^{MN}$ consists of N blocks $x_k \in \mathbb{C}^M$, $k = 1, \dots, N$. On the other hand, for any induced matrix norm, say, the block maximum norm, it is always lower bounded by the spectral radius of the matrix:

$$\|A_N \otimes I_M\|_{b,\infty} \geq \rho(A_N \otimes I_M) = \rho(A_N) = 1 \quad (135)$$

Combining (134) and (135) completes the proof. ■

Lemma A.5: Let $A \in \mathbb{C}^{NM \times NM}$ be a block diagonal Hermitian matrix with block size $M \times M$. Then the block maximum norm of the matrix A with block size $M \times M$ is equal to its spectral radius, i.e.,

$$\|A\|_{b,\infty} = \rho(A) \quad (136)$$

Proof: Denote the k th $M \times M$ submatrix of A on the diagonal by A_k . Let $A_k = \Phi_k \Lambda_k \Phi_k^*$ be the eigen-decomposition of A_k , where $\Phi_k \in \mathbb{C}^{M \times M}$ is unitary and $\Lambda_k \in \mathbb{R}^{M \times M}$ is diagonal. Define the block unitary matrix $\Phi \triangleq \text{diag}\{\Phi_1, \dots, \Phi_N\}$ and the diagonal matrix $\Lambda \triangleq \text{diag}\{\Lambda_1, \dots, \Lambda_N\}$. Then,

$A = \Phi \Lambda \Phi^*$. By Lemma A.3, the block maximum norm of A with block size $M \times M$ is

$$\begin{aligned}
\|A\|_{b,\infty} &= \|\Phi \Lambda \Phi^*\|_{b,\infty} \\
&= \|\Lambda\|_{b,\infty} \\
&= \max_{x \in \mathbb{C}^{MN} \setminus \{0\}} \frac{\max_k \|\Lambda_k x_k\|_2}{\max_k \|x_k\|_2} \\
&\leq \max_{x \in \mathbb{C}^{MN} \setminus \{0\}} \frac{\max_k \|\Lambda_k\|_2 \cdot \|x_k\|_2}{\max_k \|x_k\|_2} \\
&\leq \max_{x \in \mathbb{C}^{MN} \setminus \{0\}} \frac{\max_k \|\Lambda_k\|_2 \cdot \max_k \|x_k\|_2}{\max_k \|x_k\|_2} \\
&= \max_k \|\Lambda_k\|_2 \\
&= \rho(A)
\end{aligned} \tag{137}$$

where we notice that the spectral norm is identical to the spectral radius for Hermitian matrices. \blacksquare

Now we show that the matrix $\mathcal{A}_2^T (I_{NM} - \mathcal{M}\mathcal{R}') \mathcal{A}_1^T$ is stable if $I_{NM} - \mathcal{M}\mathcal{R}'$ is stable. For any induced matrix norm, say, the block maximum norm with block size $M \times M$, we have [31]

$$\begin{aligned}
\rho(\mathcal{A}_2^T (I_{NM} - \mathcal{M}\mathcal{R}') \mathcal{A}_1^T) &\leq \|\mathcal{A}_2^T (I_{NM} - \mathcal{M}\mathcal{R}') \mathcal{A}_1^T\|_{b,\infty} \\
&\leq \|\mathcal{A}_2^T\|_{b,\infty} \cdot \|I_{NM} - \mathcal{M}\mathcal{R}'\|_{b,\infty} \cdot \|\mathcal{A}_1^T\|_{b,\infty} \\
&= \|I_{NM} - \mathcal{M}\mathcal{R}'\|_{b,\infty}
\end{aligned} \tag{138}$$

where, from (15), \mathcal{A}_1^T and \mathcal{A}_2^T satisfy Lemma A.4. By (63), (12), and (41), it is straightforward to see that $I_{NM} - \mathcal{M}\mathcal{R}'$ is block diagonal with block size $M \times M$. Then, by Lemma A.5, expression (138) can be rewritten as

$$\rho(\mathcal{A}_2^T (I_{NM} - \mathcal{M}\mathcal{R}') \mathcal{A}_1^T) \leq \|I_{NM} - \mathcal{M}\mathcal{R}'\|_{b,\infty} = \rho(I_{NM} - \mathcal{M}\mathcal{R}')$$

which completes the proof.

APPENDIX B

PROOF OF EXPRESSION (71)

From (58), the (k_1, k_2) th $M \times M$ submatrix of $\mathcal{R}_{\bar{z}}$, denoted as $R_{k_1, k_2}^{(\bar{z})}$, can be evaluated as

$$\begin{aligned}
R_{k_1, k_2}^{(\bar{z})} &= \mathbb{E} \mathbf{z}_{k_1, i} \mathbf{z}_{k_2, i}^* - \mathbb{E} \mathbf{z}_{k_1, i} \mathbb{E} \mathbf{z}_{k_2, i}^* \\
&= \mathbb{E} \left[\sum_{l_1 \in \mathcal{N}_k} c_{l_1 k_1} \mathbf{u}_{l_1 k_1, i}^* \mathbf{v}_{l_1 k_1}(i) \right] \left[\sum_{l_2 \in \mathcal{N}_k} c_{l_2 k_2} \mathbf{u}_{l_2 k_2, i}^* \mathbf{v}_{l_2 k_2}(i) \right]^* \\
&\quad - \left[\sum_{l_1 \in \mathcal{N}_k} c_{l_1 k_1} R_{v, l_1 k_1}^{(u)} w^o \right] \left[\sum_{l_2 \in \mathcal{N}_k} c_{l_2 k_2} R_{v, l_2 k_2}^{(u)} w^o \right]^* \\
&= \sum_{l_1 \in \mathcal{N}_k} \sum_{l_2 \in \mathcal{N}_k} c_{l_1 k_1} c_{l_2 k_2} \left[\mathbb{E} \left(\mathbf{u}_{l_1 k_1, i}^* \mathbf{v}_{l_1 k_1}(i) \mathbf{v}_{l_2 k_2}(i)^* \mathbf{u}_{l_2 k_2, i} \right) - R_{v, l_1 k_1}^{(u)} w^o w^{o*} R_{v, l_2 k_2}^{(u)} \right] \\
&= \sum_{l \in \mathcal{N}_k} c_{l k_1} c_{l k_2} \left[\mathbb{E} \left(\mathbf{u}_{l k_1, i}^* \mathbf{v}_{l k_1}(i) \mathbf{v}_{l k_2}(i)^* \mathbf{u}_{l k_2, i} \right) - R_{v, l k_1}^{(u)} w^o w^{o*} R_{v, l k_2}^{(u)} \right] \tag{139}
\end{aligned}$$

By Assumptions 2.1, the expectation in (139) can be evaluated as

$$\begin{aligned}
&\mathbb{E} \mathbf{u}_{l k_1, i}^* \mathbf{v}_{l k_1}(i) \mathbf{v}_{l k_2}(i)^* \mathbf{u}_{l k_2, i} \\
&= \mathbb{E} \mathbf{v}_{l k_1}(i) \mathbf{v}_{l k_2}(i)^* \mathbf{u}_{l k_1, i}^* \mathbf{u}_{l k_2, i} \\
&= \mathbb{E} \left(\mathbf{v}_l(i) + \mathbf{v}_{l k_1}^{(d)}(i) - \mathbf{v}_{l k_1, i}^{(u)} w^o \right) \left(\mathbf{v}_l(i) + \mathbf{v}_{l k_2}^{(d)}(i) - \mathbf{v}_{l k_2, i}^{(u)} w^o \right)^* \left(\mathbf{u}_{l, i} + \mathbf{v}_{l k_1, i}^{(u)} \right)^* \left(\mathbf{u}_{l, i} + \mathbf{v}_{l k_2, i}^{(u)} \right) \\
&= \mathbb{E} \left(\mathbf{v}_l(i) + \mathbf{v}_{l k_1}^{(d)}(i) \right) \left(\mathbf{v}_l(i) + \mathbf{v}_{l k_2}^{(d)}(i) \right)^* \cdot \mathbb{E} \left(\mathbf{u}_{l, i} + \mathbf{v}_{l k_1, i}^{(u)} \right)^* \left(\mathbf{u}_{l, i} + \mathbf{v}_{l k_2, i}^{(u)} \right) \\
&\quad + \mathbb{E} \mathbf{v}_{l k_1, i}^{(u)} w^o w^{o*} \mathbf{v}_{l k_2, i}^{(u)*} \left(\mathbf{u}_{l, i} + \mathbf{v}_{l k_1, i}^{(u)} \right)^* \left(\mathbf{u}_{l, i} + \mathbf{v}_{l k_2, i}^{(u)} \right) \\
&= \left(\sigma_{v, l}^2 + \delta_{k_1, k_2} \sigma_{v, l k_1}^2 \right) \left(R_{u, l} + \delta_{k_1, k_2} R_{v, l k_1}^{(u)} \right) + \delta_{k_1, k_2} w^{o*} R_{v, l k_1}^{(u)} w^o R_{u, l} + R_{v, l k_1}^{(u)} w^o w^{o*} R_{v, l k_2}^{(u)} \\
&\quad + \delta_{k_1, k_2} \left(\mathbb{E} \mathbf{v}_{l k_1, i}^{(u)*} \mathbf{v}_{l k_1, i}^{(u)} w^o w^{o*} \mathbf{v}_{l k_1, i}^{(u)*} \mathbf{v}_{l k_1, i}^{(u)} - R_{v, l k_1}^{(u)} w^o w^{o*} R_{v, l k_1}^{(u)} \right) \tag{140}
\end{aligned}$$

Evaluating the last term on the right-hand side of (140) requires knowledge of the excess kurtosis of $\mathbf{v}_{l k_1, i}^{(u)}$, which is not available under the current setup. In order to proceed, we invoke a separation principle to approximate it as

$$\mathbb{E} \mathbf{v}_{l k_1, i}^{(u)*} \mathbf{v}_{l k_1, i}^{(u)} w^o w^{o*} \mathbf{v}_{l k_1, i}^{(u)*} \mathbf{v}_{l k_1, i}^{(u)} \approx R_{v, l k_1}^{(u)} w^o w^{o*} R_{v, l k_1}^{(u)} \tag{141}$$

Substituting (140) and (141) into (139) leads to

$$\begin{aligned}
R_{k_1, k_2}^{(\bar{z})} &= \sum_{l \in \mathcal{N}_k} c_{l k_1} c_{l k_2} \left[\left(\sigma_{v, l}^2 + \delta_{k_1, k_2} \sigma_{v, l k_1}^2 \right) \left(R_{u, l} + \delta_{k_1, k_2} R_{v, l k_1}^{(u)} \right) + \delta_{k_1, k_2} w^{o*} R_{v, l k_1}^{(u)} w^o R_{u, l} \right] \\
&= \sum_{l \in \mathcal{N}_k} c_{l k_1} c_{l k_2} \sigma_{v, l}^2 R_{u, l} + \delta_{k_1, k_2} \sum_{l \in \mathcal{N}_k} c_{l k_1}^2 \left[\left(\sigma_{v, l}^2 + \sigma_{v, l k_1}^2 \right) R_{v, l k_1}^{(u)} + \left(\sigma_{v, l k_1}^2 + w^{o*} R_{v, l k_1}^{(u)} w^o \right) R_{u, l} \right] \tag{142}
\end{aligned}$$

By (142), (15), (72)–(73), expression (71) is readily obtained.

REFERENCES

- [1] X. Zhao and A. H. Sayed, "Combination weights for diffusion strategies with imperfect information exchange," Submitted to *IEEE Int. Conf. Commun. (ICC)*, 2012, for review.
- [2] J. Tsitsiklis and M. Athans, "Convergence and asymptotic agreement in distributed decision problems," *IEEE Trans. Autom. Control*, vol. 29, no. 1, pp. 42–50, Jan. 1984.
- [3] J. Tsitsiklis, D. Bertsekas, and M. Athans, "Distributed asynchronous deterministic and stochastic gradient optimization algorithms," *IEEE Trans. Autom. Control*, vol. 31, no. 9, pp. 803–812, Sept. 1986.
- [4] D. P. Bertsekas, "A new class of incremental gradient methods for least squares problems," *SIAM J. Optim.*, vol. 7, no. 4, pp. 913–926, 1997.
- [5] A. Nedic and D. P. Bertsekas, "Incremental subgradient methods for nondifferentiable optimization," *SIAM J. Optim.*, vol. 12, no. 1, pp. 109–138, 2001.
- [6] C. G. Lopes and A. H. Sayed, "Incremental adaptive strategies over distributed networks," *IEEE Trans. Signal Process.*, vol. 48, no. 8, pp. 223–229, Aug. 2007.
- [7] C. G. Lopes and A. H. Sayed, "Diffusion least-mean squares over adaptive networks: Formulation and performance analysis," *IEEE Trans. Signal Process.*, vol. 56, no. 7, pp. 3122–3136, July 2008.
- [8] F. S. Cattivelli and A. H. Sayed, "Diffusion LMS strategies for distributed estimation," *IEEE Trans. Signal Process.*, vol. 58, no. 3, pp. 1035–1048, Mar. 2010.
- [9] F. S. Cattivelli and A. H. Sayed, "Diffusion strategies for distributed Kalman filtering and smoothing," *IEEE Trans. Autom. Control*, vol. 55, no. 9, pp. 2069–2084, Sept. 2010.
- [10] F. S. Cattivelli, C. G. Lopes, and A. H. Sayed, "Diffusion recursive least-squares for distributed estimation over adaptive networks," *IEEE Trans. Signal Process.*, vol. 56, no. 5, pp. 1865–1877, May 2008.
- [11] L. Li and J. A. Chambers, "Distributed adaptive estimation based on the APA algorithm over diffusion networks with changing topology," in *Proc. IEEE Workshop Stat. Signal Process. (SSP)*, Cardiff, UK, Aug. / Sept. 2009, pp. 757–760.
- [12] N. Takahashi, I. Yamada, and A. H. Sayed, "Diffusion least-mean squares with adaptive combiners: Formulation and performance analysis," *IEEE Trans. Signal Process.*, vol. 58, no. 9, pp. 4795–4810, Sept. 2010.
- [13] N. Takahashi and I. Yamada, "Link probability control for probabilistic diffusion least-mean squares over resource-constrained networks," in *Proc. IEEE Int. Conf. Acoust., Speech, Signal Process. (ICASSP)*, Dallas, TX, Mar. 2010, pp. 3518–3521.
- [14] S.-Y. Tu and A. H. Sayed, "Mobile adaptive networks," *IEEE J. Sel. Top. Signal Process.*, vol. 5, no. 4, pp. 649–664, Aug. 2011.
- [15] F. S. Cattivelli and A. H. Sayed, "Modeling bird flight formations using diffusion adaptation," *IEEE Trans. Signal Process.*, vol. 59, no. 5, pp. 2038–2051, May 2011.
- [16] J. Li and A. H. Sayed, "Modeling bee swarming behavior through diffusion adaptation with asymmetric information sharing," *EURASIP J. Advances Signal Process.*, pp. 1–14, 2012.
- [17] Z. Towfic, J. Chen, and A. H. Sayed, "Collaborative learning of mixture models using diffusion adaptation," in *Proc. IEEE Int. Workshop Machine Learn. Signal Process. (MLSP)*, Beijing, China, Sept. 2011, pp. 1–6.
- [18] Y. Weng, W. Xiao, and L. Xie, "Diffusion-based EM algorithm for distributed estimation of Gaussian mixtures in wireless sensor networks," *Sensors*, vol. 11, no. 6, pp. 6297–6316, June 2011.
- [19] A. H. Sayed, *Adaptive Filters*, Wiley, NJ, 2008.

- [20] R. Abdolee and B. Champagne, "Diffusion LMS algorithms for sensor networks over non-ideal inter-sensor wireless channels," in *Proc. IEEE Int. Conf. Dist. Comput. Sensor Systems (DCOSS)*, Barcelona, Spain, June 2011, pp. 1–6.
- [21] A. Khalili, M. A. Tinati, A. Rastegarnia, and J. A. Chambers, "Transient analysis of diffusion least-mean squares adaptive networks with noisy channels," *Int. J. Adapt. Control Signal Process.*, Sept. 2011, doi: 10.1002/acs.1279.
- [22] A. Khalili, M. A. Tinati, A. Rastegarnia, and J. A. Chambers, "Steady-state analysis of diffusion LMS adaptive networks with noisy links," *IEEE Trans. Signal Process.*, To be published, doi:10.1109/TSP.2011.2173338.
- [23] S-Y. Tu and A. H. Sayed, "Adaptive networks with noisy links," in *Proc. IEEE Global Commun. Conf. (GLOBECOM)*, Houston, TX, Dec. 2011.
- [24] J. Arenas-Garcia, V. Gomez-Verdejo, and A. R. Figueiras-Vidal, "New algorithms for improved adaptive convex combination of LMS transversal filters," *IEEE Trans. Instrum. Meas.*, vol. 54, no. 6, pp. 2239–2249, Dec. 2005.
- [25] D. Mandic, P. Vayanos, C. Boukis, B. Jelfs, S. L. Goh, T. Gautama, and T. Rutkowski, "Collaborative adaptive learning using hybrid filters," in *Proc. IEEE Int. Conf. Acoust., Speech, Signal Process. (ICASSP)*, Honolulu, HI, Apr. 2007, pp. 921–924.
- [26] M. T. M. Silva and V. H. Nascimento, "Improving the tracking capability of adaptive filters via convex combination," *IEEE Trans. Signal Process.*, vol. 56, no. 7, pp. 3137–3149, July 2008.
- [27] A. T. Erdogan, S. S. Kozat, and A. C. Singer, "Comparison of convex combination and affine combination of adaptive filters," in *Proc. IEEE Int. Conf. Acoust., Speech, Signal Process. (ICASSP)*, Taipei, Apr. 2009, pp. 3089–3092.
- [28] S. S. Kozat and A. C. Singer, "A performance-weighted mixture of LMS filters," in *Proc. IEEE Int. Conf. Acoust., Speech, Signal Process. (ICASSP)*, Taipei, Apr. 2009, pp. 3101–3104.
- [29] R. Candido, M. T. M. Silva, and V. H. Nascimento, "Transient and steady-state analysis of the affine combination of two adaptive filters," *IEEE Trans. Signal Process.*, vol. 58, no. 8, pp. 4064–4078, Aug. 2010.
- [30] F. S. Cattivelli and A. H. Sayed, "Diffusion LMS algorithms with information exchange," in *Proc. Asilomar Conf. Signals, Systems, Computers*, Pacific Grove, CA, Oct. 2008, pp. 251–255.
- [31] R. A. Horn and C. R. Johnson, *Matrix Analysis*, Cambridge Univ. Press, Cambridge, UK, 1985.
- [32] H. J. Kushner and G. Yin, *Stochastic Approximation and Recursive Algorithms and Applications*, Springer-Verlag, Berlin and New York, 2003.
- [33] S-Y. Tu and A. H. Sayed, "Optimal combination rules for adaptation and learning over networks," in *Proc. IEEE Int. Workshop Comput. Advances Multi-Sensor Adapt. Process. (CAMSAP)*, San Juan, Puerto Rico, Dec. 2011.
- [34] N. Metropolis, A. W. Rosenbluth, M. N. Rosenbluth, A. H. Teller, and E. Teller, "Equations of state calculations by fast computing machines," *J. Chem. Phys.*, vol. 21, no. 6, pp. 1087–1092, 1953.