

# Gossip on Weighted Networks

Mursel Tasgin and Haluk O. Bingol  
*Department of Computer Engineering  
 Bogazici University, Istanbul*

We investigate how suitable a weighted network is for gossip spreading. The proposed model is based on the gossip spreading model introduced by Lind et.al. on unweighted networks. Weight represents “friendship. Potential spreader prefers not to spread if the victim of gossip is a “close friend”. Gossip spreading is related to the triangles and cascades of triangles. It gives more insight about the structure of a network.

We analyze gossip spreading on real weighted networks of human interactions. 6 co-occurrence and 7 social pattern networks are investigated. Gossip propagation is found to be a good parameter to distinguish co-occurrence and social pattern networks. As a comparison some miscellaneous networks and computer generated networks based on ER, BA, WS models are also investigated. They are found to be quite different than the human interaction networks.

PACS numbers: 89.75.Hc, 89.65.Ef, 89.75.Fb

## I. INTRODUCTION

Gossip is one of the oldest and most common means of information sharing among people; in Greek mythology there is an icon named PHEME, who is a many-tongued character and initiates and furthers communication. Unlike rumor [1], gossip is more personal and it is spread by the people who know the person being victimized by the gossip. Most of the time the content of the speech is supposed to be secret among the ones who have heard the gossip however the one who gets this new information, whether he/she promised not to tell anyone else may further the gossip to other people. Eventually a secret or gossip becomes something widely known by many friends of the person who is the victim of the spread information.

Although gossip spreading concept has roots in social sciences other fields such as Computer Science has some interest. In ad hoc networks, a routing algorithm, called gossip protocol, is inspired by gossip propagation in social systems [2].

There have been recent studies about gossip spreading in complex networks [3, 4]. The gossip spreading model proposed is based on information spreading among the first-degree neighborhood of the victim. The model is based on the assumption that gossip is personal and people tend to spread gossip about people they know to other people who also know the victim. When the model is applied to social networks, it is observed that there exists a degree  $k_0$  such that gossip spreading becomes minimum if the victim is of degree  $k_0$  [3]. Similar result are obtained for networks generated by Barabasi-Albert model [5]. This paper extends the model to weighted networks.

## II. GOSSIP SPREADING

First we need same terminology. A *victim*  $v$  is the node who is the subject of the gossip and will suffer from the spread of the gossip. A *spreader*  $s$  is the node who hears the gossip and furthers it. A *target*  $t$  is a node that is connected to both the victim and the spreader. Then, gossip about the victim is spread in the network from spreader to target which in turn becomes a spreader. The node which originates the gossip is called the *originator*  $r$ . The *1-neighborhood* of node  $i$ , denoted by  $N_1(i)$ , is the set of nodes whose distance to  $i$  is 1. The degree of  $i$  is  $k_i = |N_1(i)|$ . Let  $V$  and  $E$  be the sets of nodes and edges, respectively.  $N = |V|$  and  $M = |E|$ .

A couple of observations is needed. Note that victim-spreader-target forms a triangle. How far the gossip would spread depends on the triangles in the topology. First consider some extreme cases. If the network is a complete graph, all the nodes in  $N_1(v)$  “know” each other and  $v$ , hence any two nodes and  $v$  makes a triangle. Therefore all the nodes in  $N_1(v)$  would get the gossip, independent of who is the originator. On the other hand, in a star connected network, no gossip about any node can spread since there is no triangle.

In a typical network some 1-neighbors are connected to each other. The connected 1-neighbor can gossip yet the degree of spread depends on the selection of the originator. A simple network is given in Fig. 1. Let  $v$  be the victim. No gossip occurs when  $f$  is the originator. If  $g$  is the originator, only  $h$  can get the gossip. Actually due to  $v - g - h$  triangle, there are two possible gossips: one from  $g$  to  $h$  and the other from  $h$  to  $g$ . Consider the remaining nodes,  $\{a, b, c, d, e\}$ . If any one is selected as the originator, eventually the rest gets the gossip. Suppose  $b$  is the originator.  $a, c, d$  get it immediately since each makes a triangle with the common side  $v - b$ , i.e.  $a, c, d \in N_1(v) \cup N_1(b)$ . Although  $a, c$  cannot propagate it any further,  $d$  can. Once  $d$  gets it, it propagates to  $e$ . Here a *gossip cascade* occurs since the common side

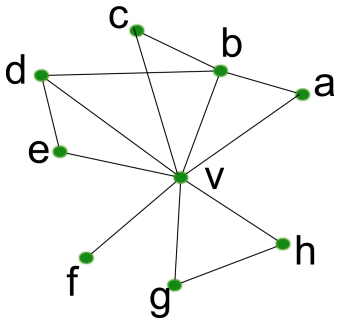


FIG. 1: (Color online) A sample network for gossip propagation. For unweighted case  $\sigma_{va} = \sigma_{vb} = \sigma_{ve} = 5/8$ ,  $\sigma_{vf} = 1/8$ ,  $\sigma_{vg} = 2/8$  and  $\sigma_v = 30/64$ . For weighted case  $\beta_{vf} = \beta_{vb} = 1/8$ ,  $\beta_{va} = \beta_{vg} = 2/8$ ,  $\beta_{vd} = \beta_{ve} = 3/8$  and  $\beta_v = 16/64$  when all the weights  $w_{ij} = 1$  except  $w_{vb} = 2$ .

changes to  $v - d$ .

As a summary (i) a triangle is required for a single gossip, (ii) a sequence of triangles with pairwise common edge is necessary for gossip cascades.

Note that given a network, the size and the duration of the gossip propagation depends on who is the victim and who originates it,  $v$  and  $r$ , respectively. After the propagation finishes, two metrics are investigated [3]. *Spreading time*  $\tau_{vr}$  is the largest distance between  $r$  and nodes that receive the gossip about  $v$ . *Spread-factor*  $\sigma_{vr}$  is the fraction the friends  $n_{vr}$  of  $v$  who received the gossip, that is,

$$\sigma_{vr} = \frac{n_{vr}}{k_v}.$$

Then one can define the following averages

$$\sigma_v = \frac{1}{k_v} \sum_{r \in N_1(v)} \sigma_{vr}, \quad (1)$$

$$\sigma = \frac{1}{N} \sum_{v \in V} \sigma_v. \quad (2)$$

In order to observe the existence of  $k_0$ , vertices of the same degree are considered:

$$\sigma_{k_i} = \frac{1}{|V_{k_i}|} \sum_{v \in V_{k_i}} \sigma_v$$

where  $V_{k_i}$  is the set of vertices with degree  $k_i$ . Note that  $\sigma_{vr}, \sigma_v, \sigma \in [0, 1]$  since  $0 \leq n_{vr} \leq k_v$ .

### III. THE MODEL

The base model in ref [3] is defined on unweighted networks. A node must propagate gossip once it gets it. In this model, node does not have any decision on propagation, therefore gossip can spread as far as the network topology permits. So the connectivity decides. In ref [4]

the model is extended to the case where spreader decides to spread with probability  $p$ .

In this work we assume that the receiver of gossip neither blindly propagates it nor use a probability in propagation. Spread or stop decision is usually based on how closely related the spreader and the victim [6]. If the victim is a close friend of the spreader, he prefers to not propagate the gossip. With this motivation we propose a gossip spreading model that extends that of ref [3] in two ways: (i) The underlying network is weighted network where weight  $w_{ij}$  represents the strength of the “friendship” between nodes  $i$  and  $j$ . (ii) Spreader decides whether stop or propagate the gossip based on its “friendship” with the victim. The spreading is based on triangle cascades as in ref [3] running on the corresponding unweighted network. The difference is that spreader may choose to stop propagation if he thinks that victim is a close friend. We define close friendship as being closer than the average, that is, node  $v$  is a *close friend* of node  $s$  if

$$w_{sv} > \frac{1}{k_s} \sum_{\ell \in N_1(s)} w_{s\ell}.$$

Note that decision of  $s$  to propagate a gossip about  $v$  depends on not only their friendship  $w_{sv}$  but also 1-neighborhood of  $s$ . If  $s$  has closer friends than  $v$  it will gossip about  $v$ .

In order to quantify the spread of gossip we extend  $\sigma$ -metric to corresponding  $\beta$ -metric as follows:

$$\beta_{vr} = \frac{m_{vr}}{k_v}, \quad (3)$$

$$\beta_v = \frac{1}{k_v} \sum_{r \in N_1(v)} \beta_{vr}, \quad (4)$$

$$\beta = \frac{1}{N} \sum_{v \in V} \beta_v \quad (5)$$

where  $m_{vr}$  is the number of friends of  $v$  who receives the gossip originated by  $r$  in the weighted network. Note that considering a weighed network and its corresponding unweighted network,  $0 \leq m_{vr} \leq n_{vr}$  since some nodes in  $N_1(v)$  in the weighted network prefer not to propagate while the corresponding nodes in the unweighted network always propagate. Therefore  $\beta_{vr}, \beta_v, \beta \in [0, 1]$ .

For  $V_{k_i}$  being the set of vertices with degree  $k_i$

$$\beta_{k_i} = \frac{1}{|V_{k_i}|} \sum_{v \in V_{k_i}} \beta_v.$$

Note that to close friend relation is not symmetric. Consider a network segment is given in Fig. 2. Node  $i$  can gossip about node  $j$  since the average friendship of  $i$  is  $11/2$  and friendship of  $i - j$  is only 2. On the other hand since  $j$  does not have good ties, its average friendship is  $4/3$ . Therefore  $j$  considers  $i$  as a close friend and prefers not to gossip about it. In this respect the proposed model is actually defined on directed weighted networks. Because of that every edge has to be considered twice for one end gossiping about the other.

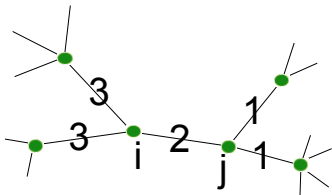


FIG. 2: (Color online) Gossip is not symmetric. The average friendship of  $a$  and  $b$  are  $11/2$  and  $4/3$ , respectively. Since  $w_{ab} = 2$ ,  $i$  can propagate gossip about  $j$  while  $j$  does not.

#### IV. DATA SETS

The data sets used in ref [3, 4] cannot be used since they are unweighted. The unweighted base model of ref [3] and the proposed model are applied on a number of undirected weighted networks. Although the proposed model also applies to directed weighted networks, we leave directed weighted networks for another study. Since gossip is the focus of this work, data sets related to human are selected. They have come from two basic characteristics, namely, co-occurrence networks and social pattern networks. In order to compare, data sets of different characters: one from linguistics, the other one from neuroscience are also used.

**Co-occurrence networks.** Co-occurrence networks are based on bipartite graphs  $G(A \cup B, E)$  where the set of nodes are in dichotomy of  $A, B$ . The nodes of the corresponding co-occurrence graph are vertices in  $A$ . Nodes  $v_i, v_j \in A$  are connected whenever there is  $b \in B$  such that  $v_i$  and  $v_j$  are connected to  $b$  in the bipartite graph  $G$ .

Reuters-21578 corpus is well-known in Computer Science literature. It composed of 21,578 Reuters news articles in 1987. In Reuters co-occurrence network, denoted by CREU, nodes are person appear in the articles [7].

Two person are connected if they appear in the same article. Weight  $w_{ij}$  is defined as the number of times two person appeared in the same article together. Note that each article contributes  $n$  to the sum of weights, i.e.  $\frac{1}{2} \sum_{i,j} w_{ij}$ , where  $n$  is the number of persons occur in the article.

In co-authorship networks authors are represented by nodes. Two authors are connected if they have a common paper. Every paper with  $n$  author contributes  $1/(n-1)$  to the weight associated to an edge between two of its authors. Note that each paper has a total contribution of  $n/(n-1)$  to the sum of weights. We investigate the co-authorship networks of High-Energy Physics Theory, Condensed Matter collaborations 2005, Astrophysics [8] and coauthorship in Network Science [9], denoted by CPHE, CPCM, CPA, CNS, respectively.

Our final co-occurrence data set comes from quite a different domain [10]. The network is based on Victor Hugo's novel *Les Misérables* and the nodes represent key characters of the it. Two nodes have a con-

nection with each other if they co-appear on the same stage and weights on edges represent frequencies of their co-appearance.

**Social Pattern Networks.** The SocioPatterns project (<http://www.sociopatterns.org>) collects data on socially interacting people in different settings. Nodes are the individuals. Two individuals are connected by an weighted edge if they happen to be in “closed-range face-to-face proximity”. Each edge has a weight which gives the duration of contact as the number of 20-second intervals.

The data sets, that are used in this work, are collected in a school environment, in a scientific conference and in a long-running museum exhibition. There are many days of recordings in the museum set. We used data recorded on dates April 28, May 03, Jun 04 and July 07, 2009, denoted by SM0428, SM0503, SM0604, and SM0707, respectively [11]. The conference data is represented by SCON [11]. There are two days of dataset for school environment. We denote the dataset of first day as SCH01 and second as SCH02 [12].

**Miscellaneous Networks.** In order to compare co-occurrence and social pattern networks, we consider two weighted networks from very different domains, namely, linguistics and neuroscience. In simple terms given a word and asking subject to provide the first word that comes to her mind is how word association is collected. In a multi subject test, the frequency of association between two words is the weight of the edge connecting the two. We use the data known as the Edinburgh Associative Thesaurus, denoted by EAT, which is an example of association network [13].

Neural network, denoted by NCE, of the nervous system of *C. Elegans* has 302 neurons where neurons connects to neurons [14, 15].

**Generated Networks.** Finally, networks generated by means of well-known models of Erdos-Renyi, Barabasi-Albert and Watts-Strogatz are used [5, 14, 16]. Since the models generate unweighted networks, edge weights are assigned using a distribution. The details are discussed in Sec. V E.

#### V. DISCUSSION

We use weighted networks for our model. Then the underlining unweighted network is used for the model of ref [3]. Comparison of our model with that of ref [3] produces similarities and differences as summarized in Table I.

Data is organized in three groups in Table I. The first group with 6 data sets are co-occurrence networks. The second group of 7 data sets are social pattern networks. The third group has data sets from different characters: one from linguistics, the other one from neuroscience. The last group is generated networks.

In Table I, the first two columns are the data sets.  $N$  and  $M$  columns are the number of nodes and edges,

TABLE I: Network Coefficients

( $N$ : number of nodes,  $M$ : number of edges,  $k_0$ : critical degree,  $k_0^w$ : critical degree in weighted networks,  $CC$ : clustering coefficient,  $\sigma$ : spread factor in unweighted networks,  $\beta$ : spread factor in weighted networks.)

Type	Data Set	N	M	$k_0$	$k_0^w$	$\frac{k_0^w}{k_0}$	CC	$\sigma$	$\beta$	$\frac{\sigma}{CC}$	$\frac{\beta}{CC}$	$\frac{\beta}{\sigma}$	$\frac{\beta}{\sigma CC}$	Ref
Co-occurrence	CNS	1,589	2,742	12	34	2.83	0.64	0.68	0.35	1.06	0.55	0.51	0.80	[9]
Co-occurrence	CPHE	8,361	15,751	15	34	2.27	0.44	0.55	0.37	1.25	0.84	0.67	1.52	[8]
Co-occurrence	CPA	16,706	121,251	11	37	3.36	0.64	0.79	0.48	1.23	0.75	0.61	0.95	[8]
Co-occurrence	CPCM	40,421	175,691	27	69	2.56	0.64	0.78	0.49	1.22	0.77	0.63	0.98	[8]
Co-occurrence	CLM	77	254	4	15	3.75	0.57	0.72	0.48	1.26	0.84	0.67	1.18	[10]
Co-occurrence	CREU	5,249	7,528	21	34	1.62	0.44	0.47	0.24	1.07	0.55	0.51	1.16	[7]
Social Pattern	SCON	113	2,196	NA	30	NA	0.53	0.99	0.82	1.87	1.55	0.83	1.57	[11]
Social Pattern	SM0604	133	580	7	6	0.86	0.50	0.72	0.51	1.44	1.02	0.71	1.42	[11]
Social Pattern	SM0428	206	714	4	6	1.50	0.41	0.71	0.49	1.73	1.20	0.69	1.68	[11]
Social Pattern	SM0503	309	1,924	3	7	2.33	0.36	0.86	0.61	2.39	1.69	0.71	1.97	[11]
Social Pattern	SM0715	422	2,841	5	5	1.00	0.45	0.82	0.52	1.82	1.16	0.63	1.40	[11]
Social Pattern	SCH01	236	5,899	32	36	1.13	0.50	1.00	0.77	2.00	1.54	0.77	1.54	[12]
Social Pattern	SCH02	238	5,539	21	36	1.71	0.56	1.00	0.74	1.79	1.32	0.74	1.32	[12]
Miscellaneous	MNCE	297	2,148	5	32	6.40	0.29	0.81	0.50	2.79	1.72	0.62	2.14	[14]
Miscellaneous	MEAT	23,219	304,934	14	17	1.21	0.10	0.48	0.37	4.80	3.70	0.77	7.70	[13]
Generated	GER	1000	10492	30	34	1.13	0.02	0.08	0.07	4.00	3.50	0.88	44.00	[16]
Generated	GBA	1000	10380	37	46	1.24	0.13	0.42	0.26	3.23	2.00	0.62	4.77	[5]
Generated	GWS	1000	10000	27	24	0.89	0.54	0.85	0.50	1.57	0.93	0.59	1.09	[14]

respectively.  $CC$  is the clustering coefficient [14].  $\sigma$  and  $\beta$  are defined in Eq. 2 and Eq. 5, respectively.  $k_0$  and  $k_0^w$  are the degrees where the gossip spread becomes minimum.

### A. Degree with Minimum Gossip Spread

One of the unexpected findings in ref [3] is the existence of a degree  $k_0$  where gossip spreading gets to a minimum.

First we want to check this observations on the networks that we work with. Our model is defined on weighted networks. The corresponding unweighted networks are obtained by removing the weights while keeping the connectivity. When the corresponding unweighted networks are investigated, such a minimum is observed in many of them. Fig. 3 provides  $\sigma_{k_v}$  and  $\beta_{k_v}$  values as a function of degree of the victim  $k_v$ . In the undirected network, the spread factor  $\sigma_{k_v}$  starts as high, then decreases as  $k_v$  increases from 0 to some critical value  $k_0$ . As  $k_v$  further increases  $\sigma_{k_v}$  starts to increase as seen in networks CPCM, CREU in Fig. 3. Note that social pattern network SCON is an exception.

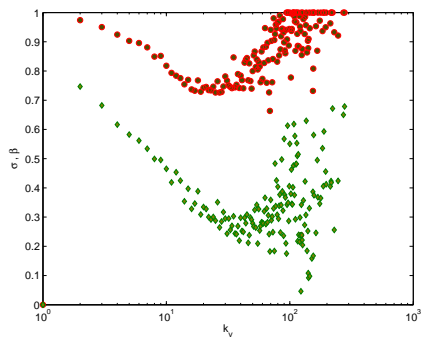
The spread factor  $\beta_{k_v}$  of a weighted network is always smaller in value than the spread factor  $\sigma_{k_v}$  of the corresponding unweighted network since some gossip propagation that is possible in the unweighted network are blocked in the weighted counterpart due to spreader feels that victim is a ‘‘close friend’’ and stops spreading. This can be observed in all graphs of Fig. 3.

When the weighted networks are considered and the spread factor  $\beta_{k_v}$  of weighted networks are evaluated, a similar pattern is observed, that is, we observe a degree  $k_0^w$  where gossip spread is a minimum. Although unweighted counter part does not have  $k_0$ , we can see a subtle  $k_0^w$  in SCON network for the weighted case.  $k_0^w$  values in CREU and SCON networks follows similar patterns for higher degrees. This is due to the reductionist effect of weight distribution of highly connected nodes in these networks (i.e. having strong connections with other nodes such that they decide not to spread a gossip about a highly connected node).

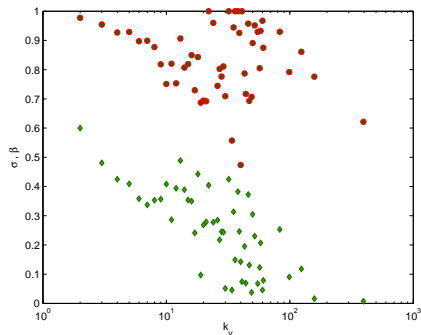
It is also observed that this degree is always higher in the weighted networks, i.e.  $k_0 < k_0^w$  as seen in Table I. The ratio  $k_0^w/k_0$  gives an indication of the type of network. For co-occurrence networks, the ratio is high. Except Reuters network CREU it is above 2. On the contrary, for social pattern networks it is low, around 1. SM0503 network with 2.33 is an exception.

### B. Discriminating Co-occurrence and Social Pattern Networks

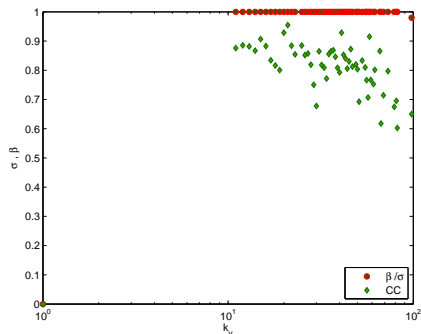
Network type plays a key role on gossip spreading. For example, co-authorship networks are formed by people coauthored in the same paper, and for this reason authors of a paper are all connected to each other. Hence it is locally clique-like. So gossips spread mostly through on



(a)CPCM



(b)CREU

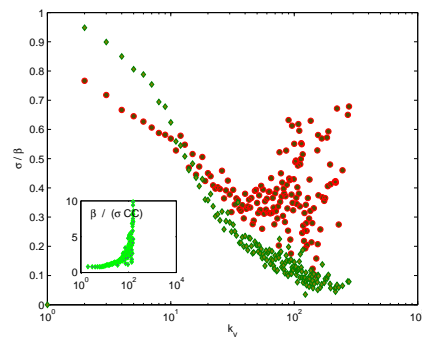


(c)SCON

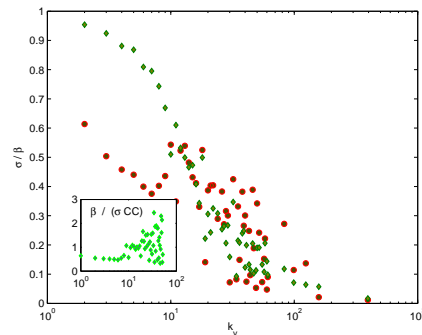
FIG. 3: (Color online) Gossip spread factors  $\sigma_k$  and  $\beta_k$  as a function of  $k$  where  $k$  is the degree of the victim.

small paths, i.e. more dense connectivity inside small groups. This is a characteristic property of co-occurrence networks. This can be verified with the parallelism of the clustering coefficient and gossip spread rates in the undirected case, i.e.  $\sigma/CC$ .

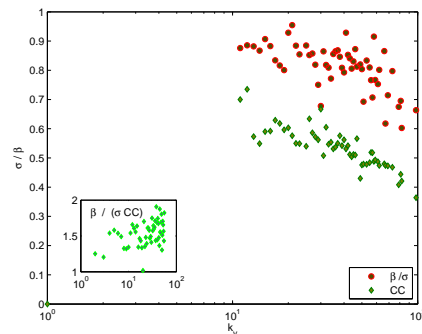
However face-to-face proximity networks are generally formed by a person in the centre and other people know each other through the person in the center. The components of these networks are like cascades, that is one person passes to another, rather than fully connected cliques where one person have access to almost all. For these networks, although gossip spread rates are very high (around 0.9), clustering coefficient values are lower than ones in



(a)CPCM



(b)CREU



(c)SCON

FIG. 4: (Color online) Ratios  $\frac{\beta_k}{\sigma_k}$  and  $\frac{\beta_k}{\sigma_k CC_k}$  (inset) where  $k$  is the degree of the victim.

co-authorship networks.

Table I has the coefficients of the overall networks. The co-occurrence group have CC in the range of 0.44 – 0.64 where as that of social patterns group is much smaller and in a range of 0.36 – 0.56. The ratio of gossip spread to clustering coefficient  $\sigma/CC$  is also an indicator. For the co-occurrence group has smaller values then social patterns. More interestingly, gossip propagation in the weighted model has more differential power.  $\beta/CC$  values of the co-occurrence group are all below 1. On the other hand those of the social pattern group are all above 1. Just a comparison, miscellaneous networks happen to

have much higher  $\sigma/CC$  and  $\beta/CC$  values than the two groups.

### C. Variation by the Degree

After investigating the clustering coefficient and gossip spread factors on the average, one questions the same figures as the degree changes. Fig. 4 provides finer resolution to the degrees. The ratios of  $\beta_k/\sigma_k$  and  $\beta_k/(\sigma_k CC_k)$  are given as a function of degree  $k$  where  $\beta_k, \sigma_k, CC_k$  are the average clustering coefficient and spread factors of vertices of degree  $k$  in weighted and corresponding unweighted networks, respectively.

The clustering coefficient  $CC_k$  decreases as degree increases as in Fig. 4.  $\beta/\sigma$  follows the pattern of first decrease to a minimum, then increase as in the case of  $\sigma$  and  $\beta$  in Fig. 3.

The nodes with smaller degrees have relatively higher spread factors which shows that gossip about these nodes are spread to most of their neighbors. The reason for this result is that these nodes are generally friends of highly connected nodes and their other small degree friends are also connected to the same highly connected nodes. This leads to high clustering coefficient for the node and yields higher spreading possibility as seen in the base model [3]. This kind of connectivity is due to the power-law degree distribution frequently observed in real life networks where many nodes have fewer connections while very few nodes have many connections [5].

When weight is introduced, spread factors for low degree nodes are close to the values in unweighted base model. If a node with low degree is connected to a highly connected node, the weight of the edge is relatively important to the low degree node while it is generally less important for the highly connected node because of the fact that highly connected node's average weight is generally larger than the weight of the connection with lower degree victim. This situation leads to the concept of being popular or important in the network. The nodes with small connectivity generally have low average strength, and when they are connected to a highly connected node which has greater average strength, the weight of the edge is not important to highly connected one as if highly connected nodes have few close friends. As a result of this situation, stop/spread decision generally turns to be to spread the gossips about "weak" nodes, i.e. their gossip is spreaded by highly connected nodes since victim is not seen as an important friend by these nodes. This is an important feature of the network that has roots in social sciences as well.

### D. Strategies to Avoid Gossip

Some network structures have superior properties in terms of gossip avoidance. Star-like network structure, where the victim is in the center is the best topology for

gossip avoidance. Because of the structure, no friend of victim can communicate to each other without reaching the victim. For this structure, edge weights are not important; as the topology doesn't contain any triangles, there is no possibility of gossip.

At the other extreme, fully-connected graphs can be too gossipy. Because the topology fully enables gossip spread, only thing is the relative edge weights in the network. A change of an edge weight in the network may affect all the other nodes in the network in terms of gossip spreading. This is because of the fact that, decision function takes the relative importance of connections into considerations. So change of an edge value does not solely affect itself, but plays an important role on other edges due to relative evaluation of edge weights. Think about a scenario in real life; if you are closest friends of two person who know each other, you will not be gossiped by them. However if they get closer to each other and become closest friend of each other, then you will lose your position as the closest friend, although you did nothing wrong to destroy the connection with them. When this occurs, your connection is less important for them and they can gossip about you to each other.

According to our model, one can avoid gossip by applying some strategies:

(i) Eliminating triangles reduces the number of friends that can gossip about a victim.

(ii) Elimination of triangle cascades can also reduce the spread. This can be done by having friends from different domains so that one from a domain does not know anybody from another domain. With this a gossip can spread as far as on domain of friends go but cannot jump to another group. As a general rule of thumb may be having islands of friend groups such that no intra-group communication is possible. In real life we are in communities such as friends from high school, from college, from work. As long as the communities do not overlap, spread of gossip is relatively under control. The observations (i) and (ii) are valid for both weighted and unweighted networks.

(iii) In weighted networks one can control the spread by means of the weights. If victim  $v$  have closer friendship to his friends  $i, j$  than friendship of  $i$  and  $j$ , i.e.  $w_{iv} > w_{ij}$  and  $w_{jv} > w_{ji}$ . In a directed weighted network this has an interesting consequence: What your friends think of you is important rather than what you think of them, i.e.  $w_{iv}$  vs  $w_{vi}$ .

### E. Generated Weighted Networks

So far weighted networks empirically obtained from real life are investigated. One wonders gossip spread on the networks generated by means of well-known models such as Erdos-Renyi (ER), Barabasi-Albert (BA), and Watts-Strogatz (WS) [5, 14, 16].

These networks are unweighted networks. In order to have edge weights, we use a Gaussian distribution, with

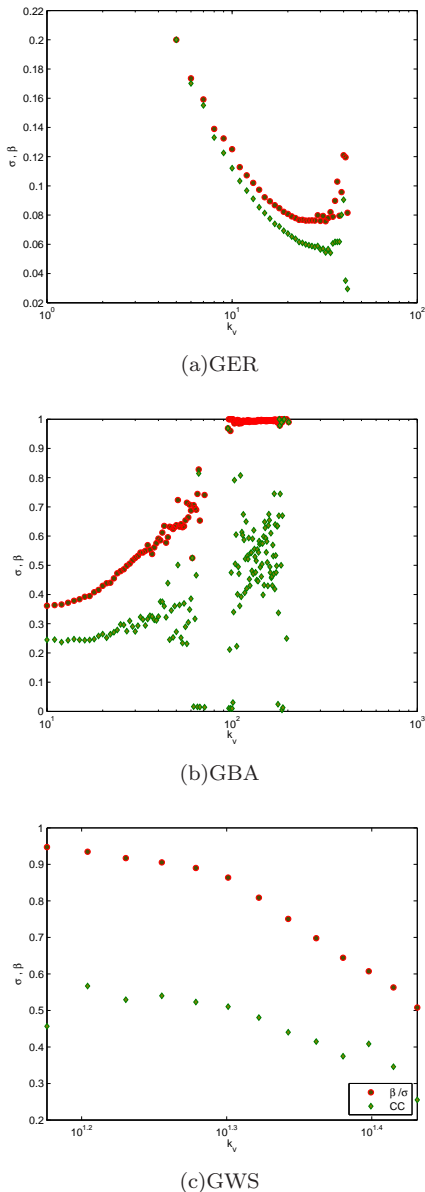


FIG. 5:  $\sigma_{k_v}$  and  $\beta_{k_v}$  values for generated networks. The values are the averages of 50 realizations.

mean 1 and variance 1, to generate weight  $w_i$  for node  $i$ . Then edge weight  $w_{ij}$  is assigned as the average of the node weights, i.e.  $w_{ij} = 0.5(w_i + w_j)$ .

All generated networks have  $N = 200$  nodes and their generation parameters are set such that they the number of edges is around  $M = 800$ . These values of  $N$  and  $M$  are selected arbitrary. For each model 50 networks are generated. The results of the average of these 50 realizations are reported in Table I and Fig. 5.

The small-world networks of Watts-Strogatz (WS), denoted as GWS, are investigated first [14].  $N = 200$ ,  $k = 4$ , and rewiring probability  $p = 0.1$  are used. These networks are regular networks with some re-wired links.

As these networks have very few triangles, their gossip spread factor is not high. Even we increased the number of re-wiring, overall gossip spread is not large due to topology.

Power-law degree distribution networks generated by Barabasi-Albert (BA) model are denoted by GBA [5]. Network size is  $N = 200$  and initial clique size  $m_0 = 10$ . Each newly added node is connected to 4 existing nodes in the network (i.e. each node increase the number of edges by 4). We see high values of gossip spreads. This is due to the topology of BA network, where the core of the network is a fully connected graph and newly inserted nodes have high preferential attachment, i.e. tend to connect to highly connected nodes. Network generation process creates highly connected hubs, each having many connections who know each other. Although weights play an important role in decision of gossip spreading, topology adds more to the gossip spreading here and overall gossip spread is greater.

Finally, random networks of Erdos-Renyi, denoted by GER, are investigated [16].  $N = 200$  with connection probability  $p = 0.04$  are used. As random networks do not have scale-free property, they do not have high clustering coefficient and preferential attachment. For this reason, topology of random networks is not suitable for gossip spreading; i.e. there are very number of triangles in these networks. Gossip spread rates for both unweighted and weighted models are very close to each other. This parallelism is the result of both randomness of weight distribution and the lack of triangles in these networks.

## VI. CONCLUSION

In this paper, we propose a gossip spread model in weighted networks. Weight effect reveals more information about the connection patterns, degree distributions and topology of the network. As a result of power-law degree distribution, both high-degree and low-degree victims are more vulnerable to being gossiped even when the weight promotes not spreading the gossip. The first reason is different evaluation of an edge by two parties; one node may see the connection as “important” while the other one may see as “not so important”. Low degree nodes have highly connected neighbors for whom the lower degree nodes are not seen as “important”. The second reason for this behavior is a threshold degree after which further connections are not closer friends to victim. These connections can be seen as the result of preferential attachment in real networks and most of the time they are not “close friends” of the victim but rather the connections those are made due to high degree of victim. We can interpret this threshold degree as the optimal friendship capacity one can manage.

An interesting finding is another threshold degree value, after which a node is accepted as an “important” node in the network. This degree threshold is at the

point where cross-over occurs in spread factor graph, i.e. when the graph of decision according to spreader's average weight cross-overs the graph of decision according to victim's average weight.

### Acknowledgments

This work was partially supported by Bogazici University Research Fund, BAP-2008-08A105, by the Turk-

ish State Planning Organization (DPT) TAM Project, 2007K120610, and by COST action MP0801.

- 
- [1] M. Nekovee, Y. Moreno, G. Bianconi, and M. Marsili, *Physica A: Statistical Mechanics and its Applications* **374**, 457 (2007), ISSN 03784371.
  - [2] A. Demers, D. Greene, C. Hauser, W. Irish, J. Larson, S. Shenker, H. Sturgis, D. Swinehart, and D. Terry, in *Proceedings of the sixth annual ACM Symposium on Principles of distributed computing* (ACM, 1987), pp. 1–12, ISBN 089791239X.
  - [3] P. Lind, L. Da Silva, J. Andrade, and H. Herrmann, *EPL (Europhysics Letters)* **78**, 68005 (2007), 0603824.
  - [4] P. Lind, L. da Silva, J. Andrade, and H. Herrmann, *Physical Review E* **76**, 1 (2007), ISSN 1539-3755.
  - [5] A. L. Barabasi and A. Reka, *Science* **286**, 509 (1999).
  - [6] A. K. Shaw, M. Tsvetkova, and R. Daneshvar, *Complexity* **16**, 39 (2010).
  - [7] A. Ozgur and H. Bingol, *Computer and Information Sciences-ISCIS 2004* pp. 688–695 (2004).
  - [8] M. E. J. Newman, *Proceedings of the National Academy of Sciences of the United States of America* **98**, 404 (2001), ISSN 0027-8424.
  - [9] M. Newman, *Physical Review E* **74**, 22 (2006), ISSN 1539-3755, 0605087.
  - [10] D. Knuth, *The Stanford GraphBase: A Platform for Combinatorial Computing* (ACM Press, 1993).
  - [11] L. Isella, J. Stehlé, A. Barrat, C. Cattuto, J.-F. Pinton, and W. Van den Broeck, *Journal of theoretical biology* **271**, 166 (2010), ISSN 1095-8541.
  - [12] J. Stehlé, N. Voirin, A. Barrat, C. Cattuto, L. Isella, J.-F. Pinton, M. Quaggiotto, W. Van den Broeck, C. Régis, B. Lina, et al., *PloS one* **6**, e23176 (2011), ISSN 1932-6203.
  - [13] G. Kiss, C. Armstrong, R. Milroy, and J. Piper, in *The Computer and Literary Studies*, edited by A. Aitken, R. Bailey, and N. Hamilton-Smith (Edinburgh University Press., 1973).
  - [14] D. J. Watts and S. H. Strogatz, *Nature* **393**, 440 (1998), ISSN 0028-0836.
  - [15] J. G. White, E. Southgate, J. N. Thomson, and S. Brenner, *Philosophical Transactions of the Royal Society B: Biological Sciences* **314**, 1 (1986), ISSN 0962-8436.
  - [16] P. Erdos and A. Renyi, *Publ. Math. Debrecen* **6**, 290 (1959).