

RAINBOW CONNECTIVITY OF SPARSE RANDOM GRAPHS

ALAN FRIEZE, CHARALAMPOS E. TSOURAKAKIS

ABSTRACT. An edge colored graph G is rainbow edge connected if any two vertices are connected by a path whose edges have distinct colors. The rainbow connectivity of a connected graph G , denoted by $rc(G)$, is the smallest number of colors that are needed in order to make G rainbow connected.

In this work we study the rainbow connectivity of binomial random graphs at the connectivity threshold $p = \frac{\log n + \omega}{n}$ where $\omega = \omega(n) \rightarrow \infty$ and $\omega = o(\log n)$ and of random r -regular graphs where $r \geq 3$ is a fixed integer. Specifically, we prove that the rainbow connectivity $rc(G)$ of $G = G(n, p)$ satisfies $rc(G) \sim \max\{Z_1, \text{diameter}(G)\}$ with high probability (*whp*). Here Z_1 is the number of vertices in G whose degree equals 1 and the diameter of G is asymptotically equal to $\frac{\log n}{\log \log n}$ *whp*. Finally, we prove that the rainbow connectivity $rc(G)$ of the random r -regular graph $G = G(n, r)$ satisfies $rc(G) = O(\log^2 n)$ *whp*.

1. INTRODUCTION

Connectivity is a fundamental graph theoretic property. Recently, the concept of *rainbow connectivity* was introduced by Chartrand et al. in [5]. An edge colored graph G is rainbow edge connected if any two vertices are connected by a path whose edges have distinct colors. The rainbow connectivity $rc(G)$ of a connected graph G is the smallest number of colors that are needed in order to make G rainbow edge connected. Notice, that by definition a rainbow edge connected graph is also connected and furthermore any connected graph has a trivial edge coloring that makes it rainbow edge connected, since one may color the edges of a given spanning tree with distinct colors. Other basic facts established in [5] are that $rc(G) = 1$ if and only if G is a clique and $rc(G) = |V(G)| - 1$ if and only if G is a tree. Besides its theoretical interest, rainbow connectivity is also of interest in applied settings, such as securing sensitive information [10] transfer and networking [4]. For instance, consider the following setting in networking [4]: we want to route messages in a cellular network such that each link on the route between two vertices is assigned with a distinct channel. Then, the minimum number of channels to use is equal to the rainbow-connectivity of the underlying network.

The concept of rainbow connectivity has attracted the interest of various researchers. Chartrand et al. [5] determine the rainbow connectivity of several special classes of graphs, including multipartite graphs. Caro et al. [3] prove that for a connected graph G with n vertices and minimum degree δ , the rainbow connectivity satisfies $rc(G) \leq \frac{\log \delta}{\delta} n(1 + f(\delta))$, where $f(\delta)$ tends to zero as δ increases. The following simpler bound was also proved in [3], $rc(G) \leq n \frac{4 \log n + 3}{\delta}$. Krivelevich and Yuster more recently [9] removed the logarithmic factor from the Caro et al. [3] upper bound. Specifically they proved that $rc(G) \leq \frac{20n}{\delta}$. It is worth noticing that due to a construction of a graph with minimum degree δ and diameter $\frac{3n}{\delta+1} - \frac{\delta+7}{\delta+1}$ by Caro et al. [3], the best upper bound one can hope for is $rc(G) \leq \frac{3n}{\delta}$.

As Caro et al. point out, the random graph setting poses several intriguing questions. Specifically, let $G = G(n, p)$ denote the binomial random graph on n vertices with edge probability p [6]. Caro et al. [3] proved that $p = \sqrt{\log n/n}$ is the sharp threshold for the property $rc(G(n, p)) \leq 2$. He and Liang [7] studied further the rainbow connectivity of random graphs. Specifically, they obtain the sharp threshold for the property $rc(G) \leq d$ where d is constant. For further results and references we refer the interested reader to the recent survey of Li and Sun [10]. In this work we look at the rainbow connectivity of the binomial graph at the connectivity threshold $p = \frac{\log n + \omega}{n}$ where $\omega = o(\log n)$. This range of values for p poses problems that cannot be tackled with the techniques developed in the aforementioned work. Rainbow connectivity has not been studied in random regular graphs to the best of our knowledge.

We establish the following theorems:

Theorem 1. *Let $G = G(n, p)$, $p = \frac{\log n + \omega}{n}$, $\omega \rightarrow \infty$, $\omega = o(\log n)$. Also, let Z_1 be the number of vertices of degree 1 in G . Then, with high probability (whp)¹*

$$rc(G) \sim \max \{Z_1, L\},$$

where $L = \frac{\log n}{\log \log n}$ and $A \sim B$ denotes $A = (1 + o(1))B$.

This theorem gives asymptotically optimal results. Our next theorem is not quite as precise.

Theorem 2. *Let $G = G(n, r)$ be a random r -regular graph where $r \geq 3$ is a fixed integer. Then, whp*

$$rc(G) = O(\log^2 n).$$

All logarithms whose base is omitted are natural. It will be clear from our proofs that the colorings in the above two theorems can be constructed in a low order polynomial time. The second theorem, while weaker, contains an unexpected use of an MCMC algorithm for randomly coloring a graph.

The paper is organized as follows: in Sections 2, 3 we prove Theorems 1, 2 respectively. Finally, in Section 4 we conclude by suggesting open problems.

2. PROOF OF THEOREM 1

Observe first that $rc(G) \geq \max \{Z_1, \text{diameter}(G)\}$. First of all, each edge incident to a vertex of degree one must have a distinct color. Just consider a path joining two such vertices. Secondly, if the shortest distance between two vertices is ℓ then we need at least ℓ colors. Next observe that whp the diameter D is asymptotically equal to L , see for example [2]. We break the proof Theorem 1 into several lemmas.

Let a vertex be *large* if $\deg(x) \geq \log n/100$ and *small* otherwise.

Lemma 1. *Whp, there do not exist two small vertices within distance at most $3L/4$.*

Proof.

$$\begin{aligned} & \Pr \left[\exists x, y \in [n] : \deg(x), \deg(y) \leq \log n/100 \text{ and } \text{dist}(x, y) \leq \frac{3L}{4} \right] \\ & \leq \binom{n}{2} \sum_{k=1}^{3L/4} n^{k-1} p^k \left(\sum_{i=0}^{\log n/100} \binom{n-1-k}{i} p^i (1-p)^{n-1-k} \right)^2 \\ & \leq \sum_{k=1}^{3L/4} n(2 \log n)^k \left(2 \binom{n}{\log n/100} p^{\log n/100} (1-p)^{n-1-\log n/100} \right)^2 \\ & \leq \sum_{k=1}^{3L/4} n(2 \log n)^k \left(2(100e^{1+o(1)})^{\log n/100} n^{-1+o(1)} \right)^2 \\ & \leq \sum_{k=1}^{3L/4} n(2 \log n)^k n^{-1.9} \\ & \leq 2n(2 \log n)^{3L/4} n^{-1.9} \\ & \leq n^{-.1}. \end{aligned}$$

□

¹An event A_n holds with high probability (whp) if $\lim_{n \rightarrow \infty} \Pr[A_n] = 1$.

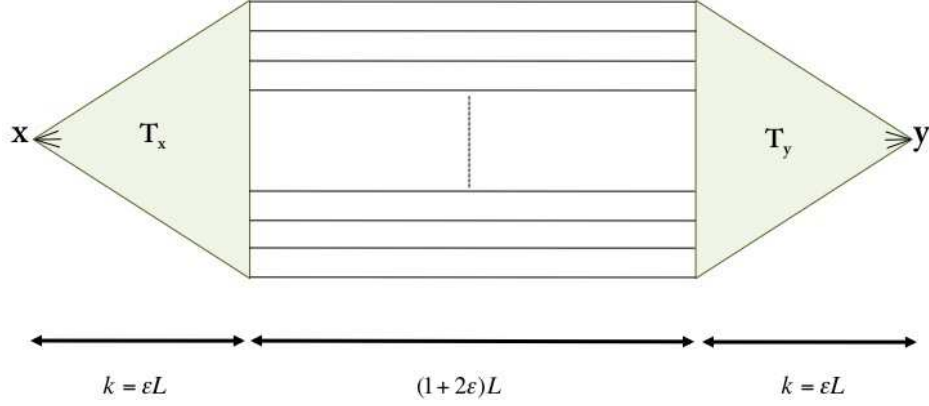


FIGURE 1. Structure of Lemma 3.

Lemma 2 is critical for Lemma 3 in order to prove that almost all edges explored by numerous Breadth First Search (BFS) processes will be useful in creating appropriate tree structures. We use the notation $e[S]$ for the number of edges induced by a given set of vertices S . Notice that if a set S satisfies $e[S] \geq s + t$ where $t \geq 1$, the induced subgraph $G[S]$ has at least $t + 1$ cycles.

Lemma 2. *Whp there does not exist a subset $S \subseteq [n]$, such that $|S| \leq \alpha t L$ where $0 < \alpha < 1$ and $t \in \mathbb{Z}^+$ is a constant and $e[S] \geq |S| + t$.*

Proof. For convenience, let $s = |S|$ be the cardinality of the set S . Then,

$$\begin{aligned}
 \Pr[\exists S : s \leq \alpha t L \text{ and } e[S] \geq s + t] &\leq \sum_{s \leq \alpha t L} \binom{n}{s} \binom{\binom{s}{2}}{s+t} p^{s+t} \\
 &\leq \sum_{s \leq \alpha t L} \left(\frac{ne}{s}\right)^s \left(\frac{es^2 p}{2(s+t)}\right)^{s+t} \\
 &\leq \sum_{s \leq \alpha t L} (e^{2+o(1)} \log n)^s \left(\frac{es \log n}{n}\right)^t \\
 &\leq \alpha t L \left((e^{2+o(1)} \log n)^{\alpha L} \left(\frac{e \alpha t \log^2 n}{n \log \log n}\right)^t \right) \\
 &< \frac{1}{n^{(1-\alpha-o(1))t}}.
 \end{aligned}$$

□

Lemma 3 shows the existence of the subgraph $G'_{x,y}$ described next and shown in Figure 1 for a given pair of vertices x, y . We first deal with paths between large vertices.

Now let

$$\epsilon = \epsilon(n) = o(1) \text{ be such that } \frac{\epsilon \log \log n}{\log 1/\epsilon} \rightarrow \infty \text{ and let } k = \epsilon L. \quad (1)$$

Lemma 3. *For all pairs of large vertices $x, y \in [n]$ there exists a subgraph $G_{x,y}(V_{x,y}, E_{x,y})$ of G as shown in figure 1, whp. The subgraph consists of two isomorphic disjoint trees T_x, T_y rooted at x, y each of depth k . T_x and T_y both have a branching factor of $\log n/101$. If the leaves of T_x are $x_1, x_2, \dots, x_\tau, \tau \geq n^{4\epsilon/5}$ then $y_i = f(x_i)$ where f is a natural isomorphism. Between each pair of leaves $(x_i, y_i), i = 1, 2, \dots, m$ there is a path P_i of length $(1 + 2\epsilon)L$. The paths $P_i, i = 1, 2, \dots, m$ are edge disjoint.*

Proof. Because we have to do this for all pairs x, y , we note without further comment that likely (resp. unlikely) events will be shown to occur with probability $1 - o(n^{-2})$ (resp. $o(n^{-2})$).

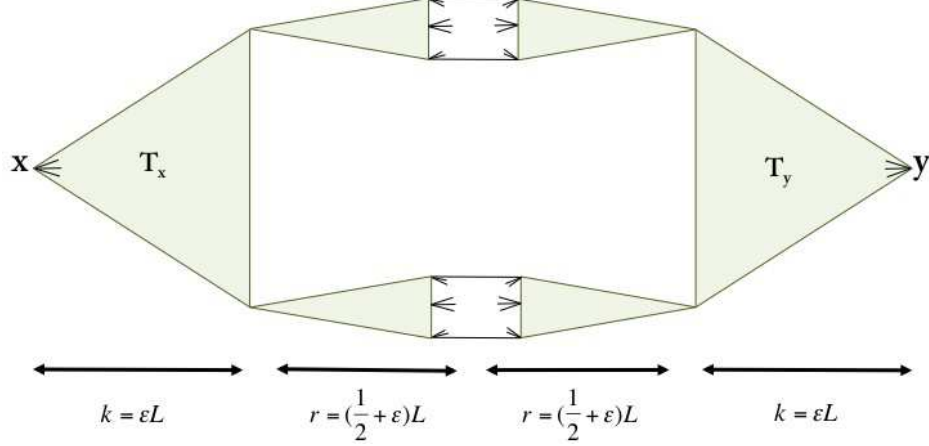


FIGURE 2. Subgraph found in the proof of Lemma 3.

To find the subgraph shown in Figure 1 we grow tree structures as shown in Figure 2. Specifically, we first grow a tree from x using BFS until it reaches depth k . Then, we grow a tree starting from y again using BFS until it reaches depth k . Finally, we grow trees from the leaves of T_x and T_y using BFS for depth $\gamma = (\frac{1}{2} + \epsilon)L$. Now we analyze these processes. Since the argument is the same we explain it in detail for T_x and we outline the differences for the other trees. We use the notation $D_i^{(\rho)}$ for the number of vertices at depth i of the BFS tree rooted at ρ .

First we grow T_x . As we grow the tree via BFS from a vertex v at depth i to vertices at depth $i + 1$ certain *bad* edges from v may point to vertices already in T_x . Lemma 2 with $t = 10, \alpha = \epsilon$ shows with probability at least $1 - (\frac{1}{n^{1-2\epsilon}})^{10}$ there exists no subset of vertices S of cardinality at most $10\epsilon L$ that contains $|S| + 10$ edges. Consequently, there can be at most 10 bad edges emanating from v . Furthermore, Lemma 1 implies that there exists at most one vertex of degree less than $\frac{\log n}{100}$ at each level *whp*. Hence, we obtain the recursion

$$D_{i+1}^{(x)} \geq \left(\frac{\log n}{100} - 10 \right) (D_i^{(x)} - 1) \geq \frac{\log n}{101} D_i^{(x)}. \quad (2)$$

Therefore the number of leaves satisfies

$$D_k^{(x)} \geq \left(\frac{\log n}{101} \right)^{\epsilon L} \geq n^{4\epsilon/5}. \quad (3)$$

We can make the branching factor exactly $\frac{\log n}{101}$ by pruning.

With a similar argument

$$D_k^{(y)} \geq n^{\frac{4}{5}\epsilon}. \quad (4)$$

The only difference is that now we also say an edge is bad if the other endpoint is in T_x . This immediately gives

$$D_{i+1}^{(y)} \geq \left(\frac{\log n}{100} - 20 \right) (D_i^{(y)} - 1) \geq \frac{\log n}{101} D_i^{(y)}$$

and the required conclusion (4).

Similarly, from each leaf $x_i \in T_x$ and $y_i \in T_y$ we grow trees $\hat{T}_{x_i}, \hat{T}_{y_i}$ of depth $\gamma = (\frac{1}{2} + \epsilon)L$ using the same procedure and arguments as above. To argue for few bad edges we apply Lemma 2 with parameters $\alpha = 2/3$ and $t = 10$ to show there are few edges from the vertex v being explored to vertices in any of the

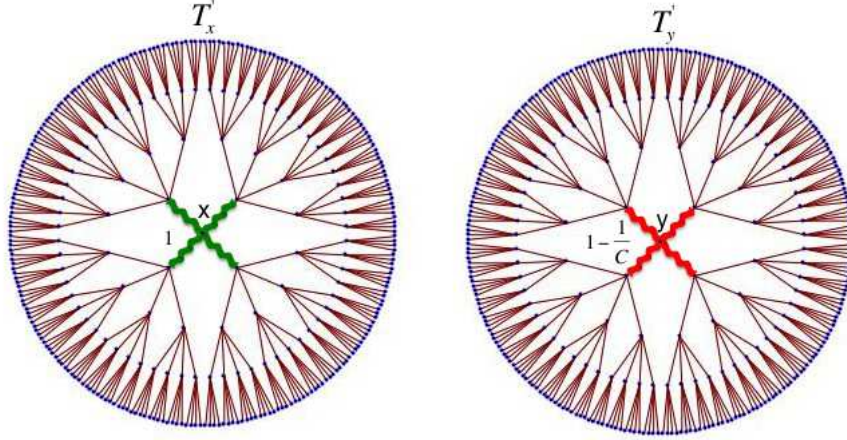


FIGURE 3. Figure shows $\frac{\log n}{101}$ -ary trees T_x, T_y . The two roots are shown respectively at the center of the trees. In our thinking of the random coloring as an evolutionary process, the green edges incident to x survive with probability 1, the red edges incident to y with probability $1 - \frac{1}{c}$ and all the other edges with probability $p_0 = \left(1 - \frac{2k}{q}\right)^2$ where k is the depth of both trees and q the number of available colors. Our analysis in Lemma 3 using these probabilities gives a lower bound on the number of alive pairs of leaves after coloring T_x, T_y from the root to the leaves respectively.

trees already constructed. The numbers of leaves of each \hat{T}_{x_i} now satisfies

$$\hat{D}_\gamma^{(x_i)} \geq \frac{\log n}{100} \left(\frac{\log n}{101} \right)^\gamma \geq n^{\frac{1}{2} + \frac{4}{5}\epsilon}.$$

Similarly for $\hat{D}_\gamma^{(y_i)}$.

Observe next that BFS does not condition the edges between the leaves X_i, Y_i of the trees \hat{T}_{x_i} and \hat{T}_{y_i} . I.e., we do not need to look at these edges in order to carry out our construction. On the other hand we have conditioned on the occurrence of certain events to imply a certain growth rate. We handle this technicality as follows. We go through the above construction and halt if ever we find that we cannot expand by the required amount. Let \mathbf{A} be the event that we do not halt the construction. We have $\Pr[\mathbf{A}] = 1 - o(1)$ and we can upper bound conditional probabilities by inflating unconditioned probabilities by $1 + o(1)$. So,

$$\Pr[\exists i : e(X_i, Y_i) = 0 \mid \mathbf{A}] \leq 2n^{\frac{4\epsilon}{5}} (1 - p)^{n^{1 + \frac{8\epsilon}{5}}} \leq n^{-n^\epsilon}.$$

□

Let $q = (1 + 5\epsilon)L$ be the number of available colors. We color the edges of G randomly. Specifically, we show that the probability of having a rainbow path between them in the subgraph $G_{x,y}$ of Figure 1 is at least $1 - \frac{1}{n^3}$.

Lemma 4. *Color each edge of G using one color at random from q available. Then, the probability of having at least one rainbow path between two fixed large vertices $x, y \in [n]$ is at least $1 - \frac{1}{n^3}$.*

Proof. We show that the subgraph $G_{x,y}$ contains such a path. We break our proof into two steps:

Before we proceed, we provide certain necessary definitions. Think of the process of coloring T_x, T_y as an evolutionary process that colors edges by starting from the two roots $x, f(x) = y$ until it reaches the leaves. In the following, we call a vertex u of T_x (T_y) *alive* if the path $P(x, u)$ ($P(y, u)$) from x (y) to u is rainbow, i.e., the edges have received distinct colors. We call a pair of vertices $\{u, f(u)\}$ *alive*,

$u \in T_x, f(u) \in T_y$ if $u, f(u)$ are both *alive* and the paths $P(x, u), P(y, f(u))$ share no color. Define $A_j = |\{(u, f(u)) : (u, f(u)) \text{ is alive and } \text{depth}(u) = j\}|$ for $j = 1, \dots, k$.

• STEP 1: Existence of at least $n^{\frac{4}{5}\epsilon}$ living pairs of leaves

Assume the pair of vertices $\{u, f(u)\}$ is *alive* where $u \in T_x, f(u) \in T_y$. It is worth noticing that $u, f(u)$ have the same depth in their trees. We are interested in the number of pairs of children $\{u_i, f(u_i)\}_{i=1, \dots, \log n/101}$ that will be alive after coloring the edges from $\text{depth}(u)$ to $\text{depth}(u) + 1$. A living pair $\{u_i, f(u_i)\}$ by definition has the following properties: edges $(u, u_i) \in E(T_x)$ and $(f(u), f(u_i)) \in E(T_y)$ receive two distinct colors, which are different from the set of colors used in paths $P(x, u)$ and $P(y, f(u))$. Notice the latter set of colors has cardinality $2 \times \text{depth}(u) \leq 2k$.

Let A_j be the number of living pairs at depth j . We first bound the size of A_1 .

$$\Pr \left[A_1 \leq \frac{\log n}{200} \right] \leq 2^{\log n/200} \left(\frac{1}{q} \right)^{\log n/200} = O(n^{-\Omega(\log \log n)}). \quad (5)$$

For $j > 1$ we see that the random variable equal to the number of living pairs of children of $(u, f(u))$ stochastically dominates the random variable $X \sim \text{Bin} \left(\frac{\log n}{101}, p_0 \right)$, where $p_0 = \left(1 - \frac{2k}{q} \right)^2 = \left(\frac{1+3\epsilon}{1+5\epsilon} \right)^2$. The colorings of the descendants of each live pair are independent and so we have using the Chernoff bounds for $2 \leq j \leq k$,

$$\begin{aligned} \Pr \left[A_j < \left(\frac{\log n}{200} \right)^j p_0^{j-1} \mid A_{j-1} \geq \left(\frac{\log n}{200} \right)^{j-1} p_0^{j-2} \right] \\ \leq \exp \left\{ -\frac{1}{2} \cdot \left(\frac{99}{200} \right)^2 \cdot \frac{\log n}{101} \cdot \left(\frac{\log n}{200} \right)^{j-1} p_0^j \right\} = O(n^{-\Omega(\log \log n)}). \end{aligned} \quad (6)$$

(5) and (6) justify assuming that $A_k \geq \left(\frac{\log n}{200} \right)^k \geq n^{\frac{4}{5}\epsilon}$.

• STEP 2: Existence of rainbow paths between x, y in $G_{x,y}$

Assuming that there are $\geq n^{4\epsilon/5}$ living pairs of leaves (x_i, y_i) for vertices x, y ,

$$\Pr(x, y \text{ are not rainbow connected}) \leq \left(1 - \prod_{i=0}^{2\gamma-1} \left(1 - \frac{2k+i}{q} \right) \right)^{n^{4\epsilon/5}}.$$

But

$$\prod_{i=0}^{2\gamma-1} \left(1 - \frac{2k+i}{q} \right) \geq \left(1 - \frac{2k+2\gamma}{q} \right)^{2\gamma} = \left(\frac{\epsilon}{1+5\epsilon} \right)^{2\gamma}.$$

So

$$\Pr(x, y \text{ are not rainbow connected}) \leq \exp \left\{ -n^{4\epsilon/5} \left(\frac{\epsilon}{1+5\epsilon} \right)^{2\gamma} \right\} = \exp \left\{ -n^{4\epsilon/5 - O(\log(1/\epsilon)/\log \log n)} \right\}.$$

Using (1) completes the proof of Lemma 4. □

We now finish the proof of Theorem 1 i.e. take care of small vertices.

Proof. We showed in Lemma 4 that *whp* for any two large vertices, our coloring results in a rainbow path joining them. We divide the small vertices into two sets: vertices of degree 1, V_1 and the vertices of degree at least 2, V_2 . Suppose that our colors are $1, 2, \dots, q$ and $V_1 = \{v_1, v_2, \dots, v_s\}$. We begin by giving the edge incident with v_i the color i . Then we slightly modify the argument in Lemma 4. If x is the neighbor of $v_i \in V_1$ then color i cannot be used in Steps 1 and 2 of that procedure. In terms of analysis this replaces q by $(q-1)$ ($(q-2)$ if y is also a neighbor of V_1) and the argument is essentially unchanged.

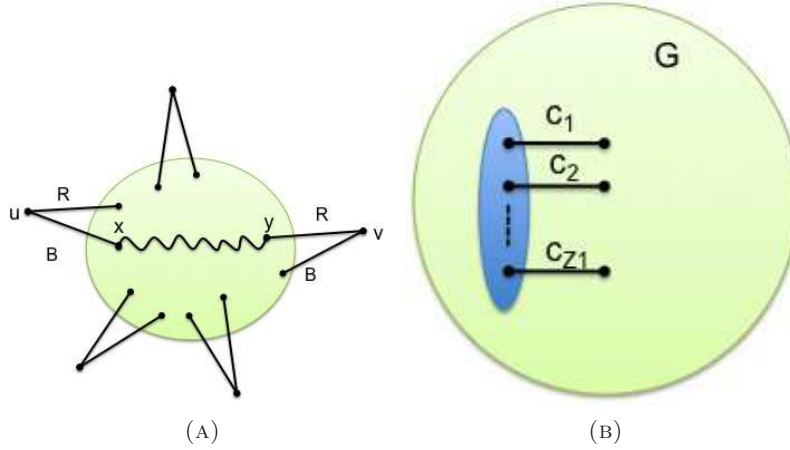


FIGURE 4. Taking care of small vertices.

The set V_2 is treated by using only two extra colors. Assume that Red and Blue have not been used in our coloring. Then we use Red and Blue to color two of the edges incident to a vertex $u \in V_2$ (the remaining edges are colored arbitrarily). This is shown in Figure 4b. Suppose that $V_2 = \{w_1, w_2, \dots, w_s\}$. Then if we want a rainbow path joining w_i, w_j where $i < j$ then we use the red edge to go to its neighbor w'_i . Then we take the already constructed rainbow path to w''_j , the neighbor of w_j via a blue edge. Then we can continue to w_j . \square

3. PROOF OF THEOREM 2

We follow a similar strategy to the proof in Theorem 1. We grow small trees from each of a pair of vertices x, y and then try to connect these trees by a number of edge disjoint paths. The main difference will come from our procedure for coloring the edges. Because of the similarities, we will give a little less detail in our proofs.

We will use the configuration model [11] in our proofs. Let $W = [2m = rn]$ be our set of *configuration points* and let $W_i = [(i-1)r + 1, ir]$, $i \in [n]$, partition W . The function $\phi : W \rightarrow [n]$ is defined by $w \in W_{\phi(w)}$. Given a pairing F (i.e. a partition of W into m pairs) we obtain a (multi-)graph G_F with vertex set $[n]$ and an edge $(\phi(u), \phi(v))$ for each $\{u, v\} \in F$. Choosing a pairing F uniformly at random from among all possible pairings Ω_W of the points of W produces a random (multi-)graph G_F . If $r = O(1)$ then any event that occurs whp in G_F will also occur whp in $G(n, r)$.

We will grow a Breadth First Search tree T_x from each vertex. We will grow each tree to depth

$$k = k_r = \begin{cases} 1 + \lceil \log_{r-1} \log n \rceil & r \geq 4. \\ \lceil 2 \log_2 \log n - 2 \log_2 \log_2 \log n \rceil & r = 3. \end{cases}$$

Observe that

$$T_x \text{ has at most } r(1 + (r-1) + (r-1)^2 + \dots + (r-1)^{k-1}) = r \frac{(r-1)^k - 1}{r-1} \text{ edges.} \quad (7)$$

It is useful to observe that

Lemma 5. *Whp, no set of $s \leq \ell_1 = \frac{1}{10} \log_{r-1} n$ vertices contains more than s edges.*

Proof. Indeed,

$$\begin{aligned} \Pr(\exists S \subseteq [n], |S| \leq \ell_1, e[S] \geq |S| + 1) &\leq \sum_{s=3}^{\ell_1} \binom{n}{s} \binom{\binom{s}{2}}{s+1} \left(\frac{r + O(\ell_1/n)}{n} \right)^{s+1} \\ &\leq \frac{2r\ell_1}{n} \sum_{s=3}^{\ell_1} \left(\frac{ne}{s} \cdot \frac{se}{2} \cdot \frac{2r}{n} \right)^s \\ &\leq \frac{2r\ell_1}{n} \cdot \ell_1 \cdot (e^2 r)^{\ell_1} = o(1). \end{aligned} \quad (8)$$

Explanation of (8): The factor $\left(\frac{r+o(1)}{n} \right)^{s+1}$ can be justified as follows. We can estimate

$$\Pr(e_1, e_2, \dots, e_{s+1} \in E(G_F)) = \prod_{i=0}^s \Pr(e_{i+1} \in E(G_F) \mid e_1, e_2, \dots, e_i \in E(G_F)) \leq \left(\frac{r^2}{rn - rs} \right)^s$$

if we pair up the lowest index endpoint of each e_i in some arbitrary order. The fraction $\frac{r^2}{rn - rs}$ is an upper bound on the probability that this endpoint is paired with the other endpoint, regardless of previous pairings. \square

Corollary 3. *Whp, $x \in [n]$ implies that T_x has between $(r-1)^k$ and $r(r-1)^{k-1}$ leaves.*

Proof. This follows from the fact that whp the vertices spanned by each T_x span at most one cycle. This in turn follows from Lemma 5. \square

Next let $V_1 = \{x : V(T_x) \text{ contains a cycle}\}$.

Now consider two vertices $x, y \in V(G)$. We will show that whp we can find a subgraph $G'(V', E'), V' \subseteq V, E' \subseteq E$ with similar structure as in Figure 2. Here $k = k_r$ and $\gamma = (\frac{1}{2} + \epsilon) \log_{r-1} n$ for some small positive constant ϵ . The issue now is as to the probability that we can construct the required trees \hat{T}_z , z a leaf of T_x . One more fact to bear in mind is that we only try to build trees on

$$\sigma = \sigma_r = \begin{cases} (r-2)^{k-1} & r \geq 4 \\ 2^{k/2} & r = 3. \end{cases}$$

leaves of each tree. This is related to a problem we find in coloring the edges of the T_x 's and will be discussed below. So, for now we assume that there is some subset of leaves L_x of size σ on which we wish to build trees.

Suppose that we have constructed $i = O(\log n)$ such trees rooted at some of the leaves in L_x . We grow the $(i+1)$ st tree \hat{T}_z via BFS, ignoring edges that go into previously constructed trees. Let a leaf $z \in L_x$ be *bad* if we have to ignore a single edge as we construct the first ℓ_1 levels of \hat{T}_z . The previously constructed trees account for $O(n^{1/2+\epsilon})$ vertices, so the probability that z is bad is at most $O((r-1)^{\ell_1} n^{-1/2+\epsilon}) = O(n^{-1/3})$. This holds regardless of whichever other vertices are bad. So whp there will be at most 3 bad leaves on any T_x ($\Pr(\exists x : \geq 4 \text{ are bad}) \leq n^{\binom{\log n}{4}} n^{-4/3} = o(1)$). If a leaf is not bad then the first ℓ_1 levels produce $n^{1/10}$ leaves. Given this, we see that whp the next $r - \ell_1$ levels grow at a rate $r - 1 - o(n^{-1/25})$. Indeed, given that a level has L vertices where $n^{1/10} \leq L \leq n^{3/4}$, the number of vertices in the next level dominates $\text{Bin}\left((r-1)L, 1 - O\left(\frac{n^{3/4}}{n}\right)\right)$, after accounting for the configuration points used in building previous trees. We can thus assert that whp we will see at least $3\sigma/4$ trees $\hat{T}_1, \hat{T}_2, \dots, \hat{T}_{3\sigma/4}$ each with $\geq n^{1/2+\epsilon/2}$ leaves, sitting on a subset of L_x . The same analysis applies when we build trees $\hat{T}'_1, \hat{T}'_2, \dots, \hat{T}'_{3\sigma/4}$ with roots at L_y .

Now the probability there is no edge joining the leaves of \hat{T}_i to the leaves of \hat{T}'_j is at most

$$\left(1 - \frac{(r-1)n^{1/2+\epsilon/2}}{rn}\right)^{(r-1)n^{1/2+\epsilon/2}} \leq e^{-\Omega(n^\epsilon)}. \text{ Thus whp we will succeed in finding in } G_F \text{ and hence in } G =$$

$G(n, r)$, $9\sigma^2/16$ paths $P_{u,v}$ of length $O(\log n)$ between leaves of $u \in L_x$ and $v \in L_y$ such that if $u \neq u'$ and $v \neq v'$ then $P_{u,v}$ and $P_{u',v'}$ are edge disjoint.

We now consider the problem of coloring the edges of G . We cannot simply color the edges uniformly at random. If we did and we used $q = \log^{O(1)} n$ colors then whp we will have at least $\frac{n}{q^{r(r-1)}}$ vertices v such that all edges incident with v or a neighbor of v have the same color.

We avoid this problem as follows. Let H denote the line graph of G and let $\Gamma = H^{2k}$ denotes the graph with the same vertex set as H and an edge between vertices u, v of H if there is a path of at most $2k$ between u and v in H . We construct a (near) random proper coloring of Γ using $q = 10 \log^2 n$ colors. Since Γ has maximum degree $\Delta \leq 2(r-1)^{2k} \leq q/2$ we can easily achieve this in polynomial time by using Glauber Dynamics, see Jerrum [8].

Glauber dynamics: Suppose that our color set is $[q]$ and that $Z_0, Z_1, \dots, Z_t \in [q]^{V(\Gamma)}$ is a sequence of colorings of the vertices of graph Γ . Here Z_0 is an arbitrary coloring of Γ . Also, if $e \in V(\Gamma)$ then $A(Z_t, e) = \{c \in [q] : \exists f \in N_\Gamma(e) \text{ s.t. } Z_t(f) = c\}$ is the set of colors available for re-coloring e . We obtain Z_{t+1} from Z_t as follows:

(1) Choose e uniformly at random from $V(\Gamma)$, and c uniformly at random from $A(Z_t, e)$.

(2) Set $Z_{t+1}(e) = c$ and for all $f \neq e$, set $Z_{t+1}(f) = Z_t(f)$.

Now $|V(\Gamma)| = |E(G)| = O(n)$ and so it follows from [8] that after $O(n \log n)$ steps we have the variation distance between Z_t and a uniform *proper* coloring of Γ is $O(n^{-10})$, say.

Suppose then that we color the edges of G using the above method. Fix a pair of vertices x, y of G . We see immediately, that no color appears twice in T_x and no color appears twice in T_y . This is because the distance between edges in T_x is at most $2k$. There is still the problem of colors shared between T_x and T_y .

Case 1: $r \geq 4$:

We argue now that we can find $\sigma = (r-2)^{k-1}$ leaves $u_1, u_2, \dots, u_\sigma \in T_x$ and σ leaves $v_1, v_2, \dots, v_\sigma \in T_y$ such for each i the T_x path to u_i and the T_y path to v_i do not share any colors.

Lemma 6. *Let T_1, T_2 be two vertex disjoint copies of an edge colored complete d -ary tree with ℓ levels, where $d \geq 3$. Suppose that the colorings of T_1, T_2 are both rainbow. Let $\kappa = (d-1)^\ell$. Then there exist leaves $u_1, u_2, \dots, u_\kappa$ of T_1 and leaves $v_1, v_2, \dots, v_\kappa$ of T_2 such that the following is true: If P_i, P'_i are the paths from x to u_i in T_1 and from y to v_i in T_2 respectively, then $P_i \cup P'_i$ are rainbow for $i = 1, 2, \dots, \kappa$.*

Proof. Let A_ℓ be the minimum number of rainbow path pairs that we can find. We prove that $A_\ell \geq (d-1)^\ell$ by induction on ℓ . This true trivially for $\ell = 0$. Suppose that x is incident with x_1, x_2, \dots, x_d and that the sub-tree rooted at x_i is $T_{1,i}$ for $i = 1, 2, \dots, d$. Define y_i and $T_{2,i}$, $i = 1, 2, \dots, d$ similarly w.r.t. y . Suppose that the color of the edge (x, x_i) is c_i for $i = 1, 2, \dots, d$ and let $Q_x = \{c_1, c_2, \dots, c_d\}$. Similarly, suppose that the color of the edge (y, y_i) is c'_i for $i = 1, 2, \dots, d$ and let $Q_y = \{c'_1, c'_2, \dots, c'_d\}$. Next suppose that Q_j is the set of colors in Q_x that appear on the edges $E(T_{2,j}) \cup \{(y, y_j)\}$. The sets Q_1, Q_2, \dots, Q_d are pair-wise disjoint. Similarly, suppose that Q'_i is the set of colors in Q_y that appear on the edges $E(T_{1,i}) \cup \{(x, x_i)\}$. The sets Q'_1, Q'_2, \dots, Q'_d are pair-wise disjoint.

Now define a bipartite graph H with vertex set $A + B = [d] + [d]$ and an edge (i, j) iff $c_i \notin Q_j$ and $c'_j \notin Q'_i$. We claim that if $S \subseteq A$ then its neighbor set $N_H(S)$ satisfies the inequality

$$d|S| - |N_H(S)| - |S| \leq |S| \cdot |N_H(S)|. \quad (10)$$

Here the LHS of (10) bounds the number of $S : N_H(S)$ edges from below. This is because there are at most $|S|$ edges missing from $S : N_H(S)$ due to $i \in S$ and $j \in N_H(S)$ and $c_i \in Q_j$. At most $|N_H(S)|$ edges are missing for similar reasons. On the other hand, $d|S|$ is the number there would be without these missing edges. The RHS of (10) is a trivial upper bound.

It follows that

$$|N_H(S)| - |S| \geq \left\lceil \frac{(d-2-|S|)|S|}{|S|+1} \right\rceil \geq -1.$$

(We get -1 when $|S| = d$).

Thus H contains a matching M of size $d - 1$. Suppose without loss of generality that this matching is $(i, i), i = 1, 2, \dots, d - 1$. We know by induction that for each i we can find paths $(P_{i,j}, \hat{P}_{i,j}), j = 1, 2, \dots, (d - 1)^{\ell-1}$ where $P_{i,j}$ is a root to leaf path in $T_{1,i}$ and $\hat{P}_{i,j}$ is a root to leaf path in $T_{2,i}$ and that $P_{i,j} \cup \hat{P}_{i,j}$ is rainbow for all i, j . Furthermore, (i, i) being an edge of H , means that the edge sets $\{(x, x_i)\} \cup E(P_{i,j}) \cup E(\hat{P}_{i,j}) \cup \{(y, y_i)\}$ are all rainbow. \square

When $x, y \notin V_1$ we apply this Lemma to T_x, T_y by deleting one of the r sub-trees attached to each of x, y and applying the lemma directly to the trees that remain. If $x \in V_1$ say, then we have to delete at most two sub-trees. This leaves at least two sub-trees. We choose one of these for each of x, y and apply the lemma to these. This explains why we have $(r - 2)^{k-1}$ instead of $(r - 2)^k$. The set $L_x = \{u_1, u_2, \dots, u_\sigma\}$ is the set of leaves of T_x which are endpoints of the paths in T_x promised by the lemma. The set $L_y = \{v_1, v_2, \dots, v_\sigma\}$ is defined similarly. Furthermore the leaf pairs are u_i, v_i for $i = 1, 2, \dots, \sigma$.

Next let $P_1, P_2, \dots, P_{\sigma/2}$ be the paths from x to y promised by our analysis above. By these we mean the following: We construct L_x, L_y and then build \hat{T}_z, \hat{T}'_z on at least $3/4$ of the members of L_x, L_y respectively. Consequently, at least $1/2$ of the pairs u_i, v_i are such that both are the roots of successfully constructed sub-trees. Since we can whp find, for each such u_i, v_i , an edge from a leaf of \hat{T}_{u_i} to a leaf of \hat{T}'_{v_i} , we can find a corresponding path P_i from x to u_i and then along \hat{T}_{u_i} and then to a leaf of \hat{T}'_{v_i} and then to v_i and then to y .

Let \hat{P}_i be that part of P_i whose edges are not in $T_x \cup T_y, i = 1, 2, \dots, \tau$. Let X_i, Y_i be those parts of P_i that lie in T_x, T_y respectively. $X_i \cup Y_i$ is rainbow by construction. We have to argue that with sufficient probability, at least one \hat{P}_i is colored so that the whole of P_i is rainbow.

When an edge $e \in \hat{P}_i$ is re-colored by Glauber, it has a choice of at least $q - \Delta$ colors, where $\Delta \leq (r - 1)^{2k}$, regardless of the colors of the remaining edges, for any i . So, the probability that it is given the same color as any other edge of P_i^* is at most $\frac{2k+s}{q-\Delta}$, again regardless of the color of the remaining edges. So, by considering, in increasing time order, the color given at the last time each edge of W is recolored, we see that

$$\Pr(\exists i : P_i \text{ is rainbow}) \leq \left(1 - \left(1 - \frac{2k+s}{q-\Delta}\right)^r\right)^{\sigma/2} \leq \left(\frac{2r(2k+s)}{q}\right)^{\sigma/2} = o(n^{-10}). \quad (11)$$

Case 2: $r = 3$:

When $r = 3$ we can't use $(r - 2)^k$ to any effect. Instead of inducting on the trees at depth one from the roots x, y , we now induct on the trees at depth $s = 2$. We argue as we did for Lemma 6. Assume first that $x, y \notin V_1$. After ignoring one branch for T_x and T_y we now consider the sub-trees $T_{x,i}, T_{y,i}, i = 1, 2, \dots, 2^s$ of T_x, T_y whose roots x_1, \dots, x_{2^s} and y_1, \dots, y_{2^s} are at depth s . (We cannot make this construction when $x \in V_1$), Let P_i be the path from x to x_i in T_x and let \hat{P}_j be the path from y to y_j in T_y . Next suppose that \hat{Q}_j is the set of colors in Q that appear on the edges $E(T_{2,j}) \cup E(\hat{P}_j)$. Similarly, suppose that Q'_i is the set of colors in Q' that appear on the edges $\{E(T_{1,i}) \cup E(P_i)\}$.

Re-define H to be the bipartite graph with vertex set $A + B = [2^s] + [2^s]$. The edges of H are as before: (i, j) iff $c_i \notin Q_j$ and $c'_j \notin \hat{Q}_i$. This time we can only say that a color is in at most 2^{s-1} \hat{Q}_i 's and similarly for the Q'_j . The effect of this is to replace (10) by

$$2^s |S| - 2^{s-1} (|N_H(S)| + |S|) \leq |S| \cdot |N_H(S)|$$

from which we can deduce that

$$|S| - |N_H(S)| \leq \frac{|S| \cdot |N_H(S)|}{2^{s-1}} \leq 2|N_H(S)|.$$

It follows that H contains a matching of size $\lceil 2^s/3 \rceil = 2$. This leads to us being able to find $2^{k/2}$ rainbow pairs of paths.

We finally deal with vertices in V_1 . We classify them according to the size of the cycle C_x that is contained in $V(T_x)$. If T_x contains a cycle C_x then necessarily $|C_x| \leq 2k$ and so there are at most $2k$

types in our classification. It follows from Lemma 5 that if $x, y \in V_1$ and $T_x \cap T_y \neq \emptyset$ then $C_x = C_y$ whp. Note next that x is at most $k - |C_x|/2$ in distance from C_x . If C is a cycle of length at most $2k$, let $V_C = \{x : C = C_x\}$ and let E_C be the set of edges contained in V_C . We have

$$|V_C| = O(|C|(r-1)^{k-|C|/2}) = O((r-1)^k) = O(\log^2 n / \log \log n). \quad (12)$$

We introduce $2k$ new sets $\widehat{Q}_i, i = 3, 4, \dots, 2k$ of $O(\log^2 n / \log \log n)$ colors, distinct from Q . Thus we introduce $O(\log^2 n)$ new colors overall. We re-color each E_C with the colors from $\widehat{Q}_{|C|}$. It is important that if $|C| = |C'|$ then the graphs induced by V_C and $V_{C'}$ are isomorphic and so we can color them isomorphically. By the latter we mean that we choose some isomorphism f from V_C to $V_{C'}$ and then if e is an edge of V_C then we color e and $f(e)$ with the same color. After this re-coloring, we see that if T_x and T_y are not vertex disjoint, then they are contained in the same V_C . The edges of V_C are rainbow colored and so now we only need to concern ourselves with $x, y \in V_1$ such that T_x and T_y are vertex disjoint. If $x \in V_1$ and $y \notin V_1$ then we can proceed as if both are not in V_1 . This is because of the re-coloring of the edges of T_x .

Assume first that x, y are of the same type and that they are at the same distance from C_x, C_y respectively. Our aim now is to define binary trees T'_x, T'_y “contained” in T_x, T_y that can be used as in Lemma 6. If we delete an edge $e = (u, v)$ of C_x then the graph that remains on $V(T_x)$ is a tree with at most two vertices u, v of degree two. Now delete one of the three sub-trees of T_x . If there are vertices of degree two, make sure one of them is in this sub-tree. If necessary, shrink the path of length two with the remaining vertex of degree two in the middle to an edge e_x . It has leaves at depth $k-1$ and leaves at depth $k-2$. The resulting binary tree will be our T'_x . The leaves at depth $k-1$ come in pairs. Delete one vertex from each pair and shrink the paths of length two through the vertex at depth $k-2$ to an edge.

The edges that are obtained by shrinking paths of length two will have two colors. Because x, y are at the same distance from their cycles, we can delete $f(e)$ from C_y and do the construction so that T'_x and T'_y will be isomorphically colored.

It is now easy to find 2^{k-2} pairs of paths for $x, y \in V_1$. Each leaf of T_x, T_y can be labelled by a $\{0, 1\}$ string of length $k-2$. We pair string $\xi_1 \xi_2 \dots \xi_{k-1} \xi_{k-2}$ in T_x with $(1 - \xi_1) \xi_2 \dots \xi_{k-1} \xi_{k-2}$ in T_y . The associated paths will have a rainbow union and we can proceed as we did previously and build the \widehat{T}_z 's.

If x is further from C_x than y is from C_y then let z be the vertex on the path from x to C_x at the same distance from C_x as y is from C_y . We have a rainbow path from z to y and adding the T_x path from x to z gives us a rainbow path from x to y . This relies on the fact that V_{C_x} and V_{C_y} are isomorphically colored.

If x, y are of a different type, then T_x and T_y are re-colored with disjoint colors and we can proceed as we did previously and build the \widehat{T}_z 's.

This completes our proof of Theorem 2. □

4. CONCLUSION

In this work we have given an asymptotically tight result on the rainbow connectivity of $G = G(n, p)$ at the connectivity threshold. It is reasonable to conjecture that this could be tightened:

Conjecture: Whp, $rc(G) = \max \{Z_1, \text{diameter}(G(n, p))\}$.

Our result on random regular graphs is not so tight. It is still reasonable to believe that the above conjecture also holds in this case. (Of course $Z_1 = 0$ here).

It is worth mentioning that if the degree r in Theorem 2 is allowed to grow as fast as $\log n$ then one can prove a result closer to that of Theorem 1.

REFERENCES

- [1] Ananth, P., Nasre, M., Sarpatwar, K.: *Rainbow Connectivity: Hardness and Tractability*. IARCS Annual Conference on Foundations of Software Technology and Theoretical Computer Science (FSTTCS), pp. 241-251 (2011)
- [2] Bollobás, B.: *Random Graphs*. Cambridge University Press (2001)
- [3] Caro, Y., Lev, A., Roditty, Y., Tuza, Z., Yuster, R.: *On rainbow connection*. Electronic Journal of Combinatorics, Vol. 15 (2008) http://www.combinatorics.org/Volume_15/PDF/v15i1r57.pdf

- [4] Chakraborty, S., Fischer, E., Matsliah, A., Yuster, R.: *Hardness and Algorithms for Rainbow Connection*. Journal of Combinatorial Optimization, Vol. 21(3) (2011)
- [5] Chartrand, G., Johns, G.L., McKeon, K.A., Zhang, P.: *Rainbow connection in graphs*. Mathematica Bohemica, Vol. 133(1), pp. 85-98 (2008) <http://mb.math.cas.cz/mb133-1/8.html>
- [6] Erdős, P., Rényi, A.: *On Random Graphs I*. Publicationes Mathematicae, Vol. 6, pp. 290-297 (1959)
- [7] He, J., Liang, H.: *On rainbow-k-connectivity of random graphs*. Arxiv 1012.1942v1, available at <http://arxiv.org/abs/1012.1942v1> (2010)
- [8] M.R. Jerrum, *A very simple algorithm for estimating the number of k-colourings of a low-degree graph*, Random Structures and Algorithms 7(2):157-165, 1995.
- [9] Krivelevich, M., Yuster, R.: *The rainbow connection of a graph is (at most) reciprocal to its minimum degree*. Journal of Graph Theory, Vol. 63(3), pp. 185-191 (2009)
- [10] Li, X., Sun, Y.: *Rainbow connections of graphs - A survey*. Arxiv 1101.5747v2, available at <http://arxiv.org/abs/1101.5747> (2011)
- [11] Wormald, N.C.: *Models of random regular graphs*. Surveys in Combinatorics, London Mathematical Society Lecture Note Series, Vol 276, pp. 239-298. (1999)

DEPARTMENT OF MATHEMATICAL SCIENCES, CARNEGIE MELLON UNIVERSITY, 5000 FORBES AV., 15213, PITTSBURGH, PA, U.S.A

E-mail address: af1p@math.random.cmu.edu, ctsourak@math.cmu.edu