

Fluctuating Glasma initial conditions and flow in heavy ion collisions

Björn Schenke,¹ Prithwish Tribedy,² and Raju Venugopalan¹

¹*Physics Department, Brookhaven National Laboratory, Upton, NY 11973, USA*

²*Variable Energy Cyclotron Centre, 1/AF Bidhan Nagar, Kolkata 700064, India*

We compute initial conditions in heavy-ion collisions within the Color Glass Condensate (CGC) framework by combining the impact parameter dependent saturation model (IP-Sat) with the classical Yang-Mills description of initial Glasma fields. In addition to fluctuations of nucleon positions, this IP-Glasma description includes quantum fluctuations of color charges on the length-scale determined by the inverse nuclear saturation scale Q_s . The model naturally produces initial energy fluctuations that are described by a negative binomial distribution. The ratio of triangularity to eccentricity $\varepsilon_3/\varepsilon_2$ is close to that in a model tuned to reproduce experimental flow data. We compare transverse momentum spectra and $v_{2,3,4}(p_T)$ of pions from different models of initial conditions using relativistic viscous hydrodynamic evolution.

A large uncertainty in the hydrodynamical description of ultrarelativistic heavy ion collisions is our imperfect knowledge of multi-gluon states in the nuclear wavefunctions and the early-time dynamics of gluon fields after the collision. Recent studies of observables sensitive to harmonics of hydrodynamic flow distributions provide constraints both on the shear viscosity of the Quark-Gluon Plasma (QGP) and the initial state dynamics [1–12]. In particular, higher flow harmonics are sensitive to quantum fluctuations in multi-particle production and dynamics.

An *ab initio* framework for multi-particle production is the Color Glass Condensate (CGC) [13] wherein the initial state dynamics is described by flowing Glasma fields [14, 15]. There are several sources of quantum fluctuations that can influence hydrodynamic flow on an event-by-event basis. An important source of fluctuations, generic to all models of quantum fluctuations, are fluctuations in the distributions of nucleons in the nuclear wavefunctions. In addition there are fluctuations in the color charge distributions inside a nucleon. This, combined with Lorentz contraction, results in “lumpy” transverse projections of color charge configurations that vary event to event¹. The scale of this lumpiness is given on average by the nuclear saturation scale Q_s , which corresponds to distance scales smaller than the nucleon size [18]. For each such configuration of color charges, the QCD parton model predicts dynamical event-by-event fluctuations in the multiplicities, the impact parameters and the rapidities of produced gluons [19].

All these sources of fluctuations are captured in the CGC Glasma flux tube picture² of multi-particle production [21–23]. The relevant feature of this scenario

is that long range rapidity correlations from the initial state wavefunctions, coherent over $1/Q_s$ in the transverse plane, are efficiently transmitted into hydrodynamic flow of the final state quark-gluon matter [24, 25].

Recently, Monte-Carlo Glauber-type models (MC-Glauber) and Monte-Carlo implementations of the KLN model (MC-KLN) [26, 27] have been compared to experimental data on elliptic and triangular moments of the flow distribution. While both types of models treat fluctuations in nucleon positions identically, the Glauber model implementations do not specify a mechanism for multi-particle production which would constrain the initial energy density distribution. MC-Glauber initial conditions [7, 28] can be tuned to reproduce data on both elliptic and triangular flow from RHIC and the LHC. The MC-KLN model is motivated by the CGC with approximations that will be discussed further below. It requires larger values of the viscosity to entropy density ratio (η/s) relative to the Glauber model values to describe elliptic flow data. This however leads it to underpredict triangular flow data.

Odd flow harmonics are entirely driven by fluctuations; it is therefore essential to have a realistic description of quantum fluctuations in multi-particle production to properly describe the final state dynamics. Towards this end, we will consider in this letter the impact parameter dependent saturation model (IP-Sat) [29, 30] to determine fluctuating configurations of color charges in two incoming highly energetic nuclei. This model is formally similar to the classical CGC McLerran-Venugopalan (MV) model of nuclear wavefunctions [31], but additionally includes Bjorken x and impact parameter dependence through eikonalized gluon distributions of the proton that are constrained³ by HERA inclusive and diffractive e+p deeply inelastic scattering (DIS) data [32].

¹ Further “pomeron loop” fluctuations are suppressed in large nuclei [16] though they may be significant in nucleon-nucleon collisions [17].

² Theoretical support for this framework is obtained from factorization theorems for inclusive multi-particle production in A+A collisions [20].

³ The IP-Sat model gives good χ -squared fits to available small x HERA data [32] and fixed target e+A DIS data [18]. Since the analysis of Ref. [32], more precise data is now available; a repeat analysis is desirable.

Most importantly, the model is in excellent agreement with data on n -particle multiplicity distributions in p+p collisions at RHIC and the LHC and in A+A collisions at RHIC [33, 34], an essential requirement for microscopic models. The MC-KLN model does not contain these features; a scheme to introduce fluctuations in the model has only been discussed recently [35].

The color charges $\rho^a(x^-, \mathbf{x}_\perp)$ in the IP-Sat/MV model act as local sources for small x classical gluon fields. These are determined by solving the CYM equations $[D_\mu, F^{\mu\nu}] = J^\nu$, with the color current $J^\mu = \delta^{\mu+} \rho_{(A)}(x^-, \mathbf{x}_\perp)$ generated by a nucleus A (B) moving along the x^+ (x^-) direction. The solution in light cone gauge $A^+(A^-) = 0$ are the pure gauge fields [31, 36, 37] $A_{A(B)}^i(\mathbf{x}_\perp) = \frac{i}{g} V_{A(B)}(\mathbf{x}_\perp) \partial_i V_{A(B)}^\dagger(\mathbf{x}_\perp)$ and $A^-(A^+) = 0$. Here $V_{A(B)}(\mathbf{x}_\perp) = P \exp(-ig \int dx^- \frac{\rho^{A(B)}(x^-, \mathbf{x}_\perp)}{\nabla_T^2 + m^2})$ is a path ordered Wilson line in the fundamental representation, where the infrared regulator m (of order Λ_{QCD}) incorporates color confinement at the nucleon level. The solution of the CYM equations in Schwinger gauge $A^\tau = 0$ for the two nuclei at $\tau = 0$ has a simple expression in terms of the gauge fields of the colliding nuclei [14]:

$$A^i = A_{(A)}^i + A_{(B)}^i; \quad A^\eta = \frac{ig}{2} [A_{(A)}^i, A_{(B)}^i], \quad (1)$$

and⁴ $\partial_\tau A^i = 0$, $\partial_\tau A^\eta = 0$. In the limit $\tau \rightarrow 0$, $A^\eta = -E_\eta/2$, with E_η the longitudinal component of the electric field. At $\tau = 0$, the only non-zero components of the field strength tensor are the longitudinal magnetic and electric fields, which can be computed non-perturbatively. They determine the energy density of the Glasma at $\tau = 0$ at each transverse position in a single event [15, 38]. The Glasma distribution computed from the CYM equations⁵ (IP-Glasma) is matched event-by-event to viscous relativistic hydrodynamics [4, 5] to compute harmonics of the flow distributions.

We will now discuss details of the computation. Nucleon positions in the nucleus are sampled from a Fermi distribution. The saturation scale $Q_{s,(p)}^2(x, \mathbf{b}_\perp)$ is determined from the IP-Sat dipole cross section for each nucleon, where \mathbf{b}_\perp is the impact parameter relative to each nucleon's center. The color charge squared per unit transverse area $g^2 \mu^2(x, \mathbf{b}_\perp)$ is proportional⁶ to $Q_{s,(p)}^2(x, \mathbf{b}_\perp)$. For the nucleus, $g^2 \mu_A^2(x, \mathbf{x}_\perp)$ is obtained [41] by adding the individual nucleon $g^2 \mu^2$ at the same x and transverse position \mathbf{x}_\perp in the nucleus.

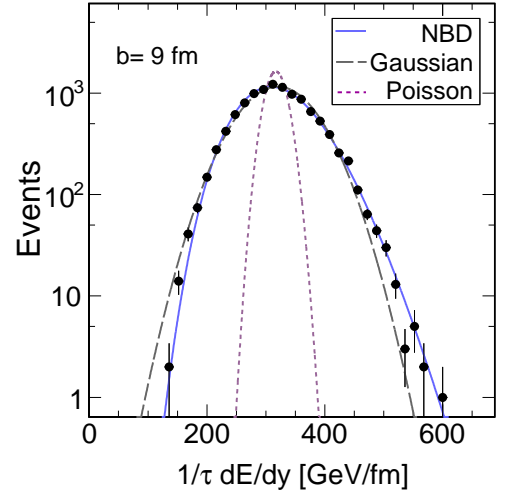


FIG. 1. The IP-Glasma event-by-event distribution in energy for $b = 9$ fm on the lattice compared to different functional forms. The negative binomial distribution (NBD) gives the best fit.

The lattice formulation of the Glasma initial conditions in Eq. (1) was first given in [42]. On a transverse lattice, random color charges⁷ $\rho^a(\mathbf{x}_\perp)$ are sampled from

$$\langle \rho_k^a(\mathbf{x}_\perp) \rho_l^b(\mathbf{y}_\perp) \rangle = \delta^{ab} \delta^{kl} \delta^2(\mathbf{x}_\perp - \mathbf{y}_\perp) \frac{g^2 \mu_A^2(\mathbf{x}_\perp)}{N_y}, \quad (2)$$

where the indices⁸ $k, l = 1, 2, \dots, N_y$ represent a discretized x^- coordinate [40]. The path ordered Wilson line is discretized as

$$V_{A(B)}(\mathbf{x}_\perp) = \prod_{k=1}^{N_y} \exp \left(-ig \frac{\rho_k^{A(B)}(\mathbf{x}_\perp)}{\nabla_T^2 + m^2} \right). \quad (3)$$

To each lattice site j we assign two $SU(N_c)$ matrices $V_{(A),j}$ and $V_{(B),j}$, each of which defines a pure gauge configuration with the link variables $U_{(A,B),j}^i = V_{(A,B),j} V_{(A,B),j+\hat{e}_i}^\dagger$, where $+\hat{e}_i$ indicates a shift from j by one lattice site in the $i = 1, 2$ transverse direction. The link variables in the future lightcone U_j^i , are determined from solutions of the lattice CYM equations at $\tau = 0$,

$$\text{tr} \left\{ t^a \left[\left(U_{(A)}^i + U_{(B)}^i \right) (1 + U^{i\dagger}) - (1 + U^i) \left(U_{(A)}^{i\dagger} + U_{(B)}^{i\dagger} \right) \right] \right\} = 0, \quad (4)$$

where t^a are the generators of $SU(N_c)$ in the fundamental representation (The cell index j is omitted here). The $N_c^2 - 1$ equations (4) are highly non-linear and for $N_c = 3$ are solved iteratively.

⁷ Here, and henceforth, the distributions are evaluated at $x = \langle p_\perp \rangle / \sqrt{s}$, for zero rapidity, where $\langle p_\perp \rangle$ is the average transverse momentum of charged hadrons in p+p collisions at a given \sqrt{s} .

⁸ $N_y = 100$ in all computations presented here.

⁴ The metric in the $(\tau, \mathbf{x}_\perp, \eta)$ coordinate system is $g_{\mu\nu} = \text{diag}(1, -1, -1, -\tau^2)$ so that $A_\eta = -\tau^2 A^\eta$. The \pm components of the gauge field are related by $A^\pm = \pm x^\pm A^\eta$.

⁵ As noted previously [39], the CYM approach treats soft modes with $k_\perp \leq Q_s$ more accurately than in commonly used k_\perp factorized descriptions.

⁶ The exact numerical factor between the two quantities depends on the details of the calculation [40] but will not be relevant for our final results.

The total energy density on the lattice at $\tau = 0$ is given by

$$\varepsilon(\tau = 0) = \frac{2}{g^2 a^4} (N_c - \text{Re tr } U_\square) + \frac{1}{g^2 a^4} \text{tr } E_\eta^2, \quad (5)$$

where the first term is the longitudinal magnetic energy, with the plaquette given by $U_\square^j = U_j^x U_{j+\hat{x}}^y U_{j+\hat{y}}^{x\dagger} U_j^{y\dagger}$. The explicit lattice expression for the longitudinal electric field in the second term can be found in Refs. [42, 43]. In Fig. (1) we show the event-by-event fluctuation in the energy per unit rapidity at time $\tau = 0.4$ fm. The mean was adjusted to reproduce particle multiplicities after hydrodynamic evolution. This and all following results are for Au+Au collisions at RHIC energies ($\sqrt{s} = 200$ A GeV) at midrapidity. The best fit is given by a negative binomial (NBD) distribution, as predicted in the Glasma flux tube framework [44]; our result adds further confirmation to a previous non-perturbative study [23]. The fact that the Glasma NBD distribution fits p+p multiplicity distributions over RHIC and LHC energies [33, 34] lends confidence that our picture includes fluctuations properly.

We now show the energy density distribution in the transverse plane in Fig. (2). We compare to the MC-KLN model and to an MC-Glauber model that was tuned to reproduce experimental data [4, 11]. In the latter, for every participant nucleon, a Gaussian distributed energy density is added. Its parameters are the same for every nucleon in every event, with the width chosen to be 0.4 fm to best describe anisotropic flow data. We will also present results for a model where the same Gaussians are assigned to each binary collision. The resulting initial energy densities differ significantly. In particular, fluctuations in the present computation occur on the length-scale $Q_s^{-1}(\mathbf{x}_\perp)$, leading to finer structures in the initial energy density relative to the other models. As noted in [35], this feature of CGC physics is missing in the MC-KLN model.

We next determine the participant ellipticity ε_2 and triangularity ε_3 of all models. Final flow of hadrons v_n is to good approximation proportional to the respective ε_n [45], which makes these eccentricities a good indicator of what to expect for v_n . We define

$$\varepsilon_n = \frac{\sqrt{\langle r^n \cos(n\phi) \rangle^2 + \langle r^n \sin(n\phi) \rangle^2}}{\langle r^n \rangle}, \quad (6)$$

where $\langle \cdot \rangle$ is the energy density weighted average. The results from averages over ~ 600 events for each point plotted are shown in Fig. 3. The ellipticity is largest in the MC-KLN model and smallest in the MC-Glauber model with participant scaling of the energy density (N_{part}). The result of the present calculation lies in between, agreeing surprisingly well with the MC-Glauber model using binary collision scaling (N_{binary}). This confirms previous results in the CYM framework using average initial conditions [46].

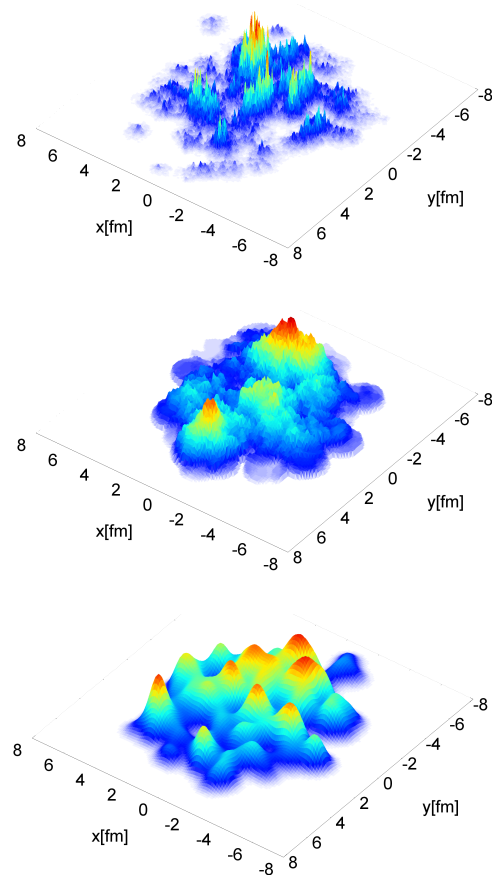


FIG. 2. (Color online) Initial energy density (arbitrary units) in the transverse plane in three different heavy-ion collision events: from top to bottom, IP-Glasma, MC-KLN and MC-Glauber [11] models.

The triangularities are very similar, with the MC-KLN result being below the other models for most impact parameters. Again, the present calculation is closest to the MC-Glauber model with binary collision scaling. There is no parameter dependence of eccentricities and triangularities in the IP-Glasma results shown in Fig. 3. It is reassuring that both are close to those from the MC-Glauber model because the latter is tuned to reproduce data even though it does not have dynamical QCD fluctuations.

We have checked that our results for $\varepsilon_2, \varepsilon_3$ are insensitive to the choice of the lattice spacing a , despite a logarithmic ultraviolet divergence of the energy density at $\tau = 0$ [47]. They are furthermore insensitive to the choice of g , the ratio $g^2 \mu / Q_s$, and the uncertainty in Bjorken x at a given energy.

Finally, in Fig. 4 we present results for the transverse momentum spectrum and anisotropic flow of thermal pions after evolution using MUSIC [4, 48] with boost-invariant initial conditions and shear viscosity to entropy density ratio $\eta/s = 0.08$. Average maximal energy densities of all models were normalized to assure similar final multiplicities. More pronounced hot spots lead to harder

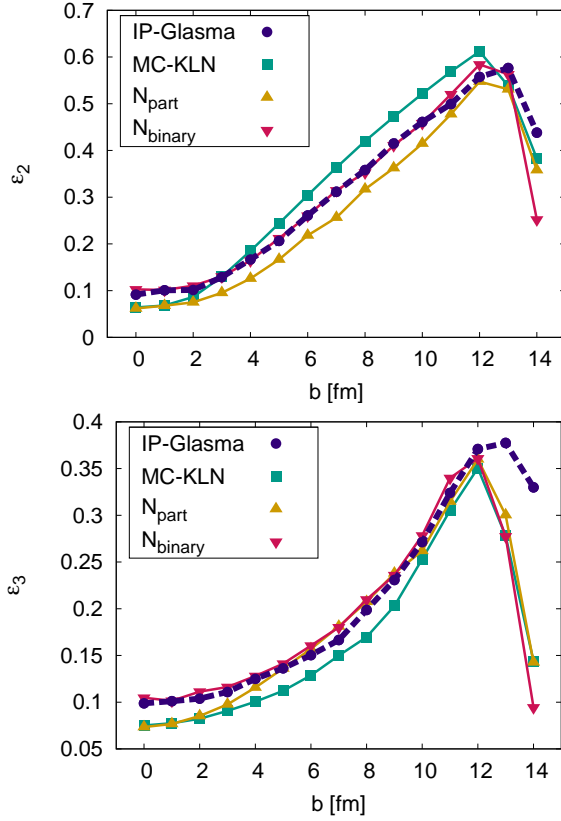


FIG. 3. (Color online) Average participant ellipticity (upper panel) and triangularity (lower panel) of the initial state. This calculation (circles), MC-KLN (squares), Glauber implementation with participant and binary collision scaling (triangles).

momentum spectra in the present calculation compared to MC-KLN and MC-Glauber models. Differences in $v_2(p_T)$ and $v_3(p_T)$ are as expected from the initial eccentricities of the different models.

As discussed at the outset, MC-KLN fails to describe experimental v_2 and v_3 simultaneously [7, 28] because of its small ratio $\varepsilon_3/\varepsilon_2$. The fluctuating IP-Glasma initial state presented here has a larger $\varepsilon_3/\varepsilon_2$, closer to that of the MC-Glauber model that is tuned to describe experimental v_n reasonably well [11].

In summary, we introduced the IP-Glasma model of fluctuating initial conditions for heavy-ion collisions. This model goes beyond the MC-KLN implementation by using CYM solutions instead of k_\perp -factorization and including quantum fluctuations on the dynamically generated transverse length scale $1/Q_s$. Further, unlike MC-KLN, its parameters are fixed by HERA inclusive and diffractive e+p DIS data. At fixed impact parameter, this model naturally produces NBD multiplicity fluctuations that are known to describe $p + p$ and $A + A$ multiplicity distributions, and its ratio of initial triangularity to eccentricity is more compatible with experimental data of harmonic flow coefficients.

Looking forward, an improved matching to the hydrodynamic description, starting at time τ_0 , can be achieved

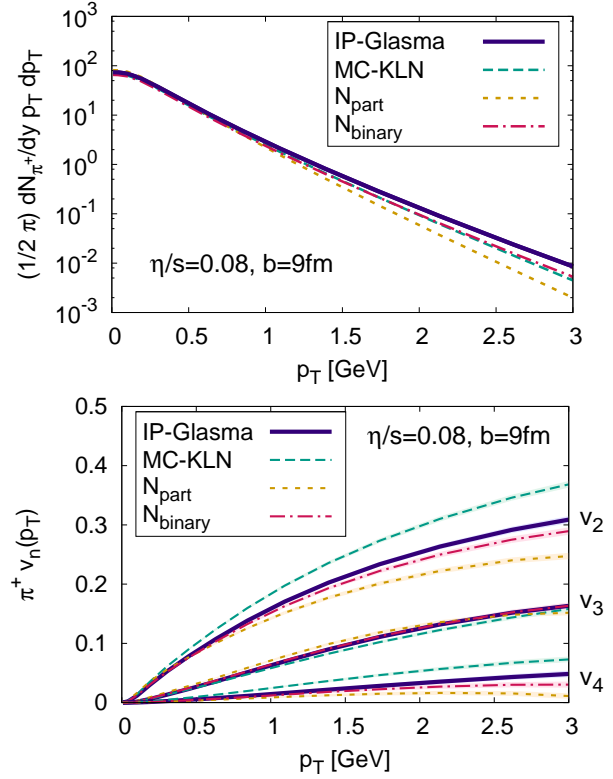


FIG. 4. (Color online) Thermal π^+ transverse momentum spectra (upper) and anisotropic flow coefficients v_2 , v_3 , and v_4 as functions of p_T (lower) from IP-Glasma initial conditions (solid), MC-KLN (dashed), MC-Glauber using participant scaling (dotted) and binary collision scaling (dash-dotted).

by including classical Yang-Mills evolution of the system up to this time. However, we do not expect a significant modification of the presented results for ε_2 and ε_3 as suggested by previous work [46]. Further refinements include treating color charge correlations encoded in the JIMWLK hierarchy for improved rapidity and energy distributions [49, 50] and eliminating arbitrariness in choice of thermalization time by an ab initio treatment of thermalization [51–54].

Acknowledgments We thank S. Chattopadhyay, A. Dumitru, C. Gale, S. Jeon, T. Lappi, L. McLerran, and Z. Qiu for helpful discussions. BPS and RV are supported by US Department of Energy under DOE Contract No.DE-AC02-98CH10886 and acknowledge additional support from a BNL “Lab Directed Research and Development” grant LDRD 10-043.

-
- [1] B. Alver and G. Roland, Phys. Rev. **C81**, 054905 (2010).
 - [2] B. H. Alver, C. Gombeaud, M. Luzum, and J.-Y. Ollitrault, Phys. Rev. **C82**, 034913 (2010).
 - [3] H. Petersen, G.-Y. Qin, S. A. Bass, and B. Muller, Phys. Rev. **C82**, 041901 (2010).
 - [4] B. Schenke, S. Jeon, and C. Gale, Phys. Rev. Lett. **106**, 042301 (2011).

- [5] B. Schenke, S. Jeon, and C. Gale, Phys. Lett. **B702**, 59 (2011).
- [6] Z. Qiu and U. W. Heinz, Phys. Rev. **C84**, 024911 (2011).
- [7] Z. Qiu, C. Shen, and U. W. Heinz, Phys. Lett. **B707**, 151 (2012).
- [8] M. Bleicher, K. Bugaev, P. Rau, A. Sorin, J. Steinheimer, *et al.*, (2011), arXiv:1106.3647 [nucl-th].
- [9] L. Han, G. Ma, Y. Ma, X. Cai, J. Chen, *et al.*, Phys. Rev. **C84**, 064907 (2011).
- [10] M. Haque, M. Nasim, and B. Mohanty, Phys. Rev. **C84**, 067901 (2011).
- [11] B. Schenke, S. Jeon, and C. Gale, Phys. Rev. **C85**, 024901 (2011).
- [12] H. Petersen, R. La Placa, and S. A. Bass, (2012), arXiv:1201.1881 [nucl-th].
- [13] F. Gelis, E. Iancu, J. Jalilian-Marian, and R. Venugopalan, Ann.Rev.Nucl.Part.Sci. **60**, 463 (2010).
- [14] A. Kovner, L. D. McLerran, and H. Weigert, Phys. Rev. **D52**, 3809 (1995); **D52**, 6231 (1995).
- [15] A. Krasnitz and R. Venugopalan, Phys. Rev. Lett. **84**, 4309 (2000); **86**, 1717 (2001).
- [16] F. Gelis and R. Venugopalan, Nucl. Phys. **A776**, 135 (2006); **A779**, 177 (2006).
- [17] C. Flensburg and G. Gustafson, JHEP **1010**, 014 (2010).
- [18] H. Kowalski, T. Lappi, and R. Venugopalan, Phys. Rev. Lett. **100**, 022303 (2008).
- [19] H. I. Miettinen and J. Pumplin, Phys. Rev. **D18**, 1696 (1978).
- [20] F. Gelis, T. Lappi, and R. Venugopalan, Phys. Rev. **D78**, 054019 (2008); **D78**, 054020 (2008); **D79**, 094017 (2008).
- [21] A. Dumitru, F. Gelis, L. McLerran, and R. Venugopalan, Nucl. Phys. **A810**, 91 (2008).
- [22] S. Gavin and G. Moschelli, Phys.Rev. **C85**, 014905 (2012).
- [23] T. Lappi, S. Srednyak, and R. Venugopalan, JHEP **01**, 066 (2010).
- [24] S. A. Voloshin, Phys. Lett. **B632**, 490 (2006).
- [25] E. V. Shuryak, Phys. Rev. **C76**, 047901 (2007).
- [26] T. Hirano, U. W. Heinz, D. Kharzeev, R. Lacey, and Y. Nara, Phys. Lett. **B636**, 299 (2006).
- [27] H.-J. Drescher, A. Dumitru, A. Hayashigaki, and Y. Nara, Phys. Rev. **C74**, 044905 (2006); H.-J. Drescher and Y. Nara, **C76**, 041903 (2007).
- [28] S. Esumi (PHENIX Collaboration), J.Phys.G **G38**, 124010 (2011).
- [29] J. Bartels, K. J. Golec-Biernat, and H. Kowalski, Phys. Rev. **D66**, 014001 (2002).
- [30] H. Kowalski and D. Teaney, Phys. Rev. **D68**, 114005 (2003).
- [31] L. D. McLerran and R. Venugopalan, Phys. Rev. **D49**, 2233 (1994); **D49**, 3352 (1994); **D50**, 2225 (1994).
- [32] H. Kowalski, L. Motyka, and G. Watt, Phys. Rev. **D74**, 074016 (2006).
- [33] P. Tribedy and R. Venugopalan, Nucl. Phys. **A850**, 136 (2011).
- [34] P. Tribedy and R. Venugopalan, (2011), arXiv:1112.2445 [hep-ph].
- [35] A. Dumitru and Y. Nara, (2012), arXiv:1201.6382 [nucl-th].
- [36] J. Jalilian-Marian, A. Kovner, L. D. McLerran, and H. Weigert, Phys. Rev. **D55**, 5414 (1997).
- [37] Y. V. Kovchegov, Phys. Rev. **D54**, 5463 (1996).
- [38] T. Lappi, Phys. Rev. **C67**, 054903 (2003).
- [39] J. P. Blaizot, T. Lappi, and Y. Mehtar-Tani, Nucl. Phys. **A846**, 63 (2010).
- [40] T. Lappi, Eur. Phys. J. **C55**, 285 (2008).
- [41] A. Krasnitz, Y. Nara, and R. Venugopalan, Nucl. Phys. **A717**, 268 (2003).
- [42] A. Krasnitz and R. Venugopalan, Nucl. Phys. **B557**, 237 (1999).
- [43] P. Romatschke and R. Venugopalan, Phys. Rev. **D74**, 045011 (2006).
- [44] F. Gelis, T. Lappi, and L. McLerran, Nucl. Phys. **A828**, 149 (2009).
- [45] G.-Y. Qin, H. Petersen, S. A. Bass, and B. Muller, Phys.Rev. **C82**, 064903 (2010).
- [46] T. Lappi and R. Venugopalan, Phys. Rev. **C74**, 054905 (2006).
- [47] T. Lappi, Phys. Lett. **B643**, 11 (2006).
- [48] B. Schenke, S. Jeon, and C. Gale, Phys. Rev. **C82**, 014903 (2010).
- [49] A. Dumitru, J. Jalilian-Marian, T. Lappi, B. Schenke, and R. Venugopalan, Phys.Lett. **B706**, 219 (2011).
- [50] E. Iancu and D. Triantafyllopoulos, (2011), arXiv:1112.1104 [hep-ph].
- [51] K. Dusling, F. Gelis, and R. Venugopalan, Nucl.Phys. **A872**, 161 (2011).
- [52] J.-P. Blaizot, F. Gelis, J.-F. Liao, L. McLerran, and R. Venugopalan, Nucl.Phys. **A873**, 68 (2012).
- [53] A. Kurkela and G. D. Moore, JHEP **1111**, 120 (2011).
- [54] J. Berges, K. Boguslavski, and S. Schlichting, (2012), arXiv:1201.3582 [hep-ph].