

EVIDENCE FOR $\rho^0(770) - f_0(980)$ MIXING IN $\pi^- p \rightarrow \pi^- \pi^+ n$ FROM CERN MEASUREMENTS ON POLARIZED TARGET

Miloslav Svec*

Physics Department, Dawson College, Montreal, Quebec, Canada H3Z 1A4

(Dated: May 28, 2012)

Abstract

We present model independent high resolution amplitude analyses of CERN data on $\pi^- p \rightarrow \pi^- \pi^+ n$ at 17.2 GeV/c for dipion masses 580-1080 MeV at small momentum transfers on polarized target (Analysis I) and unpolarized target (Analysis II). The results for S - and P -wave transversity amplitudes from the Analysis I are used in a model independent determination of helicity amplitudes. All three analyses provide similar evidence for $\rho^0(770) - f_0(980)$ mixing in S - and P -wave amplitudes. In Analyses I and II the S -wave amplitudes $|S_d|^2$ peak at $\rho^0(770)$ mass while the P -wave amplitudes $|L_d|^2$ dip at $f_0(980)$ mass. In both analyses the S -wave amplitudes S_τ are nearly in phase with amplitudes L_τ and nearly 180° out of phase with amplitudes U_τ indicating resonant phases of $\rho^0(770)$ also in the S -wave. The single flip amplitudes $|S_1|^2$ and the relative phases $\Phi(L_1) - \Phi(S_1)$ show the same pattern. While the non-flip amplitudes $|L_0|^2$ are small below 960 MeV, there is a sudden rise above this mass that may reflect the presence of $f_0(980)$ resonance. We show that the apparent dependence of $\rho^0(770)$ width on helicity in amplitudes $|U_\tau|^2$ and $|N_\tau|^2$ results from the interference of amplitudes with helicities $\lambda = \pm 1$ and not from violation of rotational/Lorentz symmetry. This suggests that the production mechanism and the mechanism responsible for $\rho^0(770) - f_0(980)$ mixing have independent dynamical origins.

PACS numbers:

* electronic address: svec@hep.physics.mcgill.ca

Contents

I. Introduction.	3
II. S- and P-wave subsystem of reduced final state density matrix.	5
III. Amplitude analysis with polarized target data on $Re\rho_u^0$ and $Re\rho_y^0$.	7
A. The moduli of transversity amplitudes	7
B. The relative phases of transversity amplitudes	9
IV. Amplitude analysis with unpolarized target data on $Re\rho_u^0$.	10
V. Evidence for $\rho^0(770) - f_0(980)$ mixing: Transversity amplitudes.	12
A. Data analysis	12
B. Evidence from the moduli	14
C. Evidence from the relative phases	15
VI. Evidence for $\rho^0(770) - f_0(980)$ mixing: Helicity amplitudes.	17
A. Helicity amplitudes	17
B. Bilinear terms of the helicity amplitudes	18
C. Analytical solutions of the relative phase ω	19
D. Solutions for S - and P -wave helicity amplitudes	21
1. Numerical calculations and their checks	21
2. Unphysical solutions for helicity amplitudes	22
3. Physical solutions for amplitudes S_n and L_n	23
E. A note on $\pi\pi$ scattering amplitudes	24
VII. $\rho^0(770) - f_0(980)$ mixing and Lorentz symmetry.	24
VIII. Conclusions and outlook.	28
Determination of the phases of natural exchange amplitudes and the resolution of sign ambiguities in the phases Φ_{SL} and $\bar{\Phi}_{SL}$.	28
References	32

I. INTRODUCTION.

Following the discovery in 1961 of ρ meson in $\pi N \rightarrow \pi\pi N$ reactions [1], the measurements of forward-backward asymmetry in $\pi^- p \rightarrow \pi^- \pi^+ n$ suggested the existence of a rho-like resonance in the S -wave, later referred to as $\sigma(750)$ scalar meson [2–6]. It was expected that $\sigma(750)$ would show up prominently in $\pi^- p \rightarrow \pi^0 \pi^0 n$ production where $\rho^0(770)$ does not contribute. The measurements of this reaction at CERN in 1972 found no evidence for a rho-like $\sigma(750)$ [7]. Furthermore, in 1973, Pennington and Protopopescu used analyticity and unitarity constraints on partial wave amplitudes in $\pi\pi \rightarrow \pi\pi$ scattering (Roy equations) to show that a narrow $\sigma(750)$ resonance cannot contribute to $\pi\pi$ scattering [8]. From these facts it was concluded that $\sigma(750)$ does not exist in $\pi^- p \rightarrow \pi^- \pi^+ n$ and in 1974 Particle Data Group dropped this state from its listings.

In 1978 Lutz and Rybicki showed that almost complete amplitude analysis of reactions $\pi N \rightarrow \pi^+ \pi^- N$ is possible from measurements in a single experiment on a transversely polarized target [9]. CERN-Munich-Cracow group measured $\pi^- p \rightarrow \pi^- \pi^+ n$ on transversely polarized proton target in a high statistics experiment at 17.2 GeV/c at low momentum transfers $-t = 0.005 - 0.20$ (GeV/c)² [10–12] and at high momentum transfers $-t = 0.20 - 1.00$ (GeV/c)² [13]. Saclay group measured $\pi^+ n \rightarrow \pi^+ \pi^- p$ on transversely polarized deuteron target at 5.98 and 11.85 GeV/c at larger momentum transfers $-t = 0.20 - 0.40$ (GeV/c)² [15, 16]. Measurements of $\pi^- p \rightarrow \pi^- \pi^+ n$ on transversely polarized proton target at 1.78 GeV/c at low momentum transfers $-t = 0.005 - 0.20$ (GeV/c)² were made at ITEP [17].

The CERN measurements of $\pi^- p \rightarrow \pi^- \pi^+ n$ and $\pi^+ n \rightarrow \pi^+ \pi^- p$ on polarized targets reopened the question of the existence of $\sigma(750)$ scalar meson. Evidence for a narrow $\sigma(750)$ was found in amplitude analyses of $\pi^- p \rightarrow \pi^- \pi^+ n$ at 17.2 GeV/c [11, 13, 18, 20] and in $\pi^+ n \rightarrow \pi^+ \pi^- p$ at 5.98 and 11.85 [19, 20]. Clear evidence for $\sigma(750)$ emerged from later and more precise amplitude analyses of both reactions [21–23]. Another evidence for $\sigma(750)$ comes from the amplitude analysis of the ITEP data at 1.78 GeV/c [17].

In 2001, E852 Collaboration at BNL reported high statistics measurements $\pi^- p \rightarrow \pi^0 \pi^0 n$ at 18.3 GeV/c [24]. The data revealed large differences in the S -wave intensities in $\pi^- \pi^+$ and $\pi^0 \pi^0$ production. There was no evidence for a rho-like $\sigma(750)$ resonance in the $\pi^0 \pi^0$ S -wave. The BNL data presented anew the puzzle of the $\sigma(750)$ resonance. The CERN and BNL data are both high quality data that cannot be used to exclude one another. We must accept that they are both correct and that the apparent contradictions between them are telling us something new and important. The puzzle of $\sigma(750)$ resonance has become a unique opportunity to learn new physics.

The first hints on the solution of the puzzle emerged from the amplitude analysis of CERN measurements of $\pi^- p \rightarrow \pi^- \pi^+ n$ in Ref. [23]. This study extended the dipion mass range of 600 - 900 MeV of previous analyses [21, 22] to 580 - 1080 MeV to include the $f_0(980)$ resonance. The S -wave transversity amplitudes S_τ with target nucleon trasversity $\tau = u(up), d(down)$ were fitted using a parametrization with Breit-Wigner amplitudes for both resonances and complex backgoudnds. The best fit to all moduli of S -wave transversity amplitudes gives $m_\sigma = 778 \pm 16$ MeV and $\Gamma_\sigma = 142 \pm 33$ MeV. These values are very close to resonance parameters of $\rho^0(770)$ with $m_\rho = 775.8 \pm 0.5$ MeV and $\Gamma_\rho = 150.3 \pm 1.6$ MeV. Both solutions for the P -wave amplitude with zero dipion helicity $|L_d|^2$ showed an unexpected dip at ~ 980 MeV, the mass of $f_0(980)$ resonance.

In 2001, Gale and collaborators investigated $\rho^0(770) - a_0(980)$ mixing in lepton pair production at RHIC arising from the violation of Lorentz symmetry by vacuum but conserved by the interaction Lagrangian, and found large measurable effects [25]. Their work suggested that the dip in $|L_d|^2$ arises from $\rho^0(770) - f_0(980)$ mixing in the P -wave. Similar mixing in the S -wave then allows to identify $\sigma(750)$ with $\rho^0(770)$ which immediately explains why no $\sigma(750)$ was ever found in $\pi^- p \rightarrow \pi^0 \pi^0 n$ production. The $\rho^0(770) - f_0(980)$ mixing implies an apparent violation of rotational and Lorentz symmetry which appeared to be supported by the observation of large differences in

$\rho^0(770)$ widths in the moduli of P -wave amplitudes $|U_\tau|^2$ and $|N_\tau|^2$ with transverse dipion helicities.

In Ref. [23] we used the results of the fits to the transversity amplitudes to calculate S -wave helicity non-flip and flip amplitudes S_0 and S_1 assuming the residues of $\sigma(750)$ were real and positive in both transversity amplitudes and there was no additional relative phase apart from the fits. The results suggested that $\sigma(750)$ dominates S_0 while it is suppressed in S_1 , and therefore that it dominates in $\pi\pi \rightarrow a_1\pi$ and is suppressed in $\pi\pi \rightarrow \pi\pi$ scattering. However, the results for S_1 disagreed with established $\pi\pi$ scattering amplitudes. In over 100 later fits with different input values of complex residues of $\sigma(750)$ and other fitting parameters we obtained mostly convergent fits. They all had the same χ^2 and values of resonance parameters of $\sigma(750)$ and $f_0(980)$ identical to the values from our original fits. However, the corresponding amplitudes S_0 and S_1 were widely different with many of them unphysical solutions. We must conclude that the presence of a rho-like resonance in S -wave transversity amplitudes is not related to $\pi\pi \rightarrow a_1\pi$ or $\pi\pi \rightarrow \pi\pi$ scattering. It stands on its own and lends support to the hypothesis of $\rho^0(770) - f_0(980)$ mixing.

In this work we present our results of a high resolution amplitude analysis of CERN data on polarized target (Analysis I) and of a new model independent amplitude analysis of CERN data on unpolarized target (Analysis II). We trace the presence of $\rho^0(770)$ in the S -wave transversity amplitudes in both Analyses to the data component $a_1 + a_2$ in the equation $|S|^2 = a_1 + a_2 - 3|L|^2$. The data $a_1 + a_2$ have a large $\rho^0(770)$ peak that is not balanced out by $\rho^0(770)$ peak in the P -wave amplitude $|L|^2$. The relative phases between S -wave amplitudes and P -wave amplitudes L_τ and U_τ are near 0° and -180° , respectively in both Analyses. Since the P -wave amplitudes have $\rho^0(770)$ Breit-Wigner phase, the S -wave amplitudes must have nearly the same resonant phase.

Next we outline a model independent method to determine the S - and P -wave helicity amplitudes from the knowledge of transversity amplitudes and present new results on helicity amplitudes S_n and L_n , $n = 0, 1$. The four solutions for the single flip amplitude $|S_1|^2$ show a clear $\rho^0(770)$ peak and the phase of S_1 is again nearly equal to the phase of P -wave amplitude L_1 . There is a remarkable similarity and concordance between the Analyses I, II and the helicity amplitudes.

Finally we show that the large differences in the widths of $|U_\tau|^2$ and $|N_\tau|^2$ amplitudes arise from the interference of amplitudes of opposite dipion helicities $\lambda = \pm 1$, and that the width of $\rho^0(770)$ resonance does not depend on its helicity in both Analyses I and II. This suggests that the production process conserves rotational/Lorentz symmetry. This means that the mechanism for the $\rho^0(770) - f_0(980)$ mixing and the production mechanism have different dynamical origins. While there is no reason to assume that the production mechanism is governed by anything other than the S -matrix, the $\rho^0(770) - f_0(980)$ mixing must originate in a new spin mixing interaction. While the production mechanism conserves Lorentz symmetry, the spin mixing mechanism spontaneously breaks this symmetry in the measured amplitudes that combine both mechanisms. We address these issues in two sequel papers [26, 27].

The paper is organized as follows. In Section II. we define the S - and P -wave subsystem and the reduced transversity amplitudes used in all our analyses. In Sections III. and IV. we present the analytical solutions for transversity amplitudes with polarized and unpolarized target data which define the Analyses I and II, respectively. Evidence for the $\rho^0(770) - f_0(980)$ mixing from Analyses I and II is presented in Section V. In Section VI. we outline our method of the model independent determination of S - and P -wave helicity amplitudes and present evidence for $\rho^0(770) - f_0(980)$ mixing from amplitudes $|S_1|^2$ and phases $\Phi(L_1) - \Phi(S_1)$. In Section VII. we use Analyses I and II to demonstrate the helicity independence of the $\rho^0(770)$ width and thus Lorentz symmetry of the production mechanism. The paper closes with our conclusions and outlook in Section VIII. In the Appendix we show that the measurements of $Im\rho_x^0$ and $Im\rho_z^0$ determine uniquely the signs of relative phases in the Analyses I and II.

II. *S*- AND *P*-WAVE SUBSYSTEM OF REDUCED FINAL STATE DENSITY MATRIX.

The final state density matrix in $\pi^- p \rightarrow \pi^- \pi^+ n$ has a general form [9, 26]

$$\begin{aligned}\rho_f(\theta\phi, \vec{P}) &= \frac{1}{2}(I^0(\theta\phi, \vec{P})\sigma^0 + \vec{I}(\theta\phi, \vec{P})\vec{\sigma}) \\ &= \frac{1}{2}(1 + \vec{Q}(\theta\phi, \vec{P})\vec{\sigma})I^0(\theta\phi, \vec{P})\end{aligned}\quad (2.1)$$

where θ, ϕ describe the direction of π^- in the dipion centre-of-mass system and \vec{P} and $\vec{Q}(\theta\phi, \vec{P})$ are polarization vectors of the target and recoil nucleon, respectively. The most feasible experiments are measurements on unpolarized or polarized targets leaving the recoil nucleon polarization vector unobserved. Such measurements provide information on the reduced final state density matrix $I^0(\theta\phi, \vec{P})$ given by [9, 26]

$$I^0(\theta\phi, \vec{P}) = \text{Tr}(\rho_f(\theta\phi, \vec{P})) = I_u^0(\theta\phi) + P_x I_x^0(\theta\phi) + P_y I_y^0(\theta\phi) + P_z I_z^0(\theta\phi) \quad (2.2)$$

where the polarization components of $I^0(\theta\phi, \vec{P})$ are expressed in terms of density matrix elements

$$I_k^0(\theta\phi) = \frac{d^2\sigma}{dtdm} \sum_{J \leq J'} \sum_{\lambda \geq 0} \sum_{\lambda'} \xi_{JJ'} \xi_\lambda (Re \rho_k^0)_{\lambda\lambda'}^{JJ'} Re(Y_\lambda^J(\theta\phi) Y_{\lambda'}^{J'*}(\theta\phi)) \quad (2.3)$$

for $k=u$ (unpolarized target) and $k=y$ (transversely polarized target normal to the scattering plane), and

$$I_k^0(\theta\phi) = \frac{d^2\sigma}{dtdm} \sum_{J \leq J'} \sum_{\lambda \geq 0} \sum_{\lambda'} \xi_{JJ'} \xi_\lambda (Im \rho_k^0)_{\lambda\lambda'}^{JJ'} Im(Y_\lambda^J(\theta\phi) Y_{\lambda'}^{J'*}(\theta\phi)) \quad (2.4)$$

for $k=x$ (transversely polarized target in the scattering plane) and $k=z$ (longitudinally polarized target). In (2.3) and (2.4) $\xi_0 = 1$ and $\xi_\lambda = 2$ for $\lambda > 0$ and the factor $\xi_{JJ'} = 1$ for $J = J'$ and $\xi_{JJ'} = 2$ for $J < J'$. In a given region of dipion mass m and momentum transfer t only amplitudes with $J \leq J_{max}$ contribute and all sums in (2.3) and (2.4) are finite. From the measured intensity $I^0(\theta\phi, \vec{P})$ the density matrix elements are determined in small (m, t) bins using maximum likelihood method [10, 15, 28, 29].

Amplitude analyses of measurements on polarized targets are best performed using nucleon transversity amplitudes with definite t -channel naturality $U_{\lambda,\tau}^J$ and $N_{\lambda,\tau}^J$ corresponding to unnatural and natural exchange, respectively [9, 26]. J and λ are meson spin and helicity and $\tau = u, d$ is the nucleon transversity for target spin "up" or "down" relative to the scattering plane. In $\pi^- p \rightarrow \pi^- \pi^+ n$ the amplitudes $U_{\lambda,\tau}^J$ exchange π and a_1 quantum numbers in the t -channel while the amplitudes $N_{\lambda,\tau}^J$ exchange a_2 quantum numbers. General expressions for density matrix elements in terms of transversity amplitudes were tabulated by Lutz and Rybicki [9] and are reproduced in the Ref. [26] in our notation. For *S*- and *P*-wave transversity amplitudes we shall use a simplified notation A_τ where the amplitudes $A = S, L, U, N$ are defined as

$$S_\tau = U_{0,\tau}^0, \quad L_\tau = U_{0,\tau}^1 \quad (2.5)$$

$$U_\tau = U_{1,\tau}^1, \quad N_\tau = N_{1,\tau}^1$$

Amplitude analysis of the *S*- and *P*-wave subsystem of the reduced density matrix determines reduced transversity amplitudes defined as follows

TABLE I: Density matrix elements $Re\rho_u^0 d^2\sigma/dtdm$ and $Re\rho_y^0 d^2\sigma/dtdm$ in terms of reduced transversity amplitudes.

$\rho_{\lambda\lambda'}^{JJ'}$	$Re\rho_u^0 d^2\sigma/dtdm$	$Re\rho_y^0 d^2\sigma/dtdm$
ρ_{ss}^{00}	$ S ^2 + \bar{S} ^2$	$ S ^2 - \bar{S} ^2$
ρ_{00}^{11}	$ L ^2 + \bar{L} ^2$	$ L ^2 - \bar{L} ^2$
ρ_{11}^{11}	$\frac{1}{2}(U ^2 + \bar{U} ^2) + \frac{1}{2}(N ^2 + \bar{N} ^2)$	$\frac{1}{2}(U ^2 - \bar{U} ^2) + \frac{1}{2}(N ^2 - \bar{N} ^2)$
ρ_{1-1}^{11}	$-\frac{1}{2}(U ^2 + \bar{U} ^2) + \frac{1}{2}(N ^2 + \bar{N} ^2)$	$-\frac{1}{2}(U ^2 - \bar{U} ^2) + \frac{1}{2}(N ^2 - \bar{N} ^2)$
$Re\rho_{0s}^{10}$	$Re(LS^* + \bar{L}\bar{S}^*)$	$Re(LS^* - \bar{L}\bar{S}^*)$
$\sqrt{2}Re\rho_{01}^{11}$	$Re(LU^* + \bar{L}\bar{U}^*)$	$Re(LU^* - \bar{L}\bar{U}^*)$
$\sqrt{2}Re\rho_{1s}^{10}$	$Re(US^* + \bar{U}\bar{S}^*)$	$Re(US^* - \bar{U}\bar{S}^*)$
$\rho_{\lambda\lambda'}^{JJ'}$	$Im\rho_x^0 d^2\sigma/dtdm$	$Im\rho_z^0 d^2\sigma/dtdm$
$\sqrt{2}Im\rho_{s1}^{01}$	$Re(-S\bar{N}^* + N\bar{S}^*)$	$Im(+S\bar{N}^* - N\bar{S}^*)$
$\sqrt{2}Im\rho_{01}^{11}$	$Re(-L\bar{N}^* + N\bar{L}^*)$	$Im(+L\bar{N}^* - N\bar{L}^*)$
$Im\rho_{-11}^{11}$	$Re(+U\bar{N}^* - N\bar{U}^*)$	$Im(-U\bar{N}^* + N\bar{S}^*)$

$$S = |S_u|, \quad \bar{S} = |S_d| \quad (2.6)$$

$$L = |L_u| \exp i(\Phi_{L_u} - \Phi_{S_u}), \quad \bar{L} = |L_d| \exp i(\Phi_{L_d} - \Phi_{S_d})$$

$$U = |U_u| \exp i(\Phi_{U_u} - \Phi_{S_u}), \quad \bar{U} = |U_d| \exp i(\Phi_{U_d} - \Phi_{S_d})$$

$$N = |N_u| \exp i(\Phi_{N_u} - \Phi_{S_d}), \quad \bar{N} = |N_d| \exp i(\Phi_{N_d} - \Phi_{S_u})$$

where Φ_{A_τ} is the phase of the amplitude A_τ . The reduced transversity amplitudes are related to transversity amplitudes by phase factors

$$A_u = A \exp i\Phi_{S_u}, \quad A_d = \bar{A} \exp i\omega \exp i\Phi_{S_u} \quad (2.7)$$

for unnatural exchange amplitudes $A = S, L, U$ and

$$N_u = N \exp i\omega \exp i\Phi_{S_u}, \quad N_d = \bar{N} \exp i\Phi_{S_u} \quad (2.8)$$

for natural exchange amplitude N . In (2.7) and (2.8) Φ_{S_u} is the arbitrary absolute phase and $\omega = \Phi_{S_d} - \Phi_{S_u}$ is the relative phase between S -wave amplitudes of opposite transversity. In the Table I. we present S - and P -wave density matrix elements expressed in terms of the reduced transversity amplitudes. Because of the angular properties of $Y_\lambda^1(\theta\phi)$, the elements $(\rho_k^0)_{00}^{00} \equiv (\rho_k^0)_{ss}^{00}$, $(\rho_k^0)_{00}^{11}$ and $(\rho_k^0)_{11}^{11}$, $k = u, y$ are not independent but appear as two independent combinations in the measured angular distributions (2.3)

$$(\rho_k^0)_{SP} \equiv (\rho_k^0)_{ss}^{00} + (\rho_k^0)_{00}^{11} + 2(\rho_k^0)_{11}^{11}, \quad (\rho_k^0)_{PP} \equiv (\rho_k^0)_{00}^{11} - (\rho_k^0)_{11}^{11} \quad (2.9)$$

At any dipion mass the entire S - and P -wave subsystem can be solved analytically for the transversity amplitudes A_τ up to an overall phase selected to be Φ_{S_u} - without any measurements of recoil nucleon polarization. The observables $Re\rho_u^0$ and $Re\rho_y^0$ determine the amplitudes $S, L, U, |N|$ and $\bar{S}, \bar{L}, \bar{U}, |\bar{N}|$. The observables $Im\rho_x^0$ and $Im\rho_z^0$ determine the phases of amplitudes N and \bar{N} (Appendix). The relative phase ω is determined analytically by the process of conversion of transversity amplitudes into helicity amplitudes (Section VII.). The amplitude analysis yields two solutions for $A_u(i), i = 1, 2$ and two independent solutions for $A_d(j), j = 1, 2$ which give rise to four different S - and P -wave final state density matrices $\rho_f(\theta\phi, \vec{P}; ij)$.

III. AMPLITUDE ANALYSIS WITH POLARIZED TARGET DATA ON $Re\rho_u^0$ AND $Re\rho_y^0$.

A. The moduli of transversity amplitudes

The measured observables ρ_u^0 and ρ_y^0 organize themselves into two groups involving amplitudes of opposite transversity. Using the expressions in Table I. and $\Sigma = d^2\sigma/dtdm$, the two groups are

$$\begin{aligned} a_1 &= \frac{1}{2}((\rho_u^0)_{SP} + (\rho_y^0)_{SP})\Sigma = |S|^2 + |L|^2 + |U|^2 + |N|^2 \\ a_2 &= ((\rho_u^0)_{PP} + (\rho_y^0)_{PP})\Sigma = 2|L|^2 - |U|^2 - |N|^2 \\ a_3 &= ((\rho_u^0)_{1-1}^{11} + (\rho_y^0)_{1-1}^{11})\Sigma = |N|^2 - |U|^2 \\ a_4 &= \frac{1}{2}((\rho_u^0)_{0s}^{10} + (\rho_y^0)_{0s}^{10})\Sigma = |L||S| \cos(\Phi_{LS}) \\ a_5 &= \frac{1}{\sqrt{2}}((\rho_u^0)_{01}^{11} + (\rho_y^0)_{01}^{11})\Sigma = |L||U| \cos(\Phi_{LU}) \\ a_6 &= \frac{1}{\sqrt{2}}((\rho_u^0)_{1s}^{10} + (\rho_y^0)_{1s}^{10})\Sigma = |U||S| \cos(\Phi_{US}) \end{aligned} \quad (3.1)$$

for reduced transversity amplitudes with transversity $\tau = u$, and

$$\begin{aligned} \bar{a}_1 &= \frac{1}{2}((\rho_u^0)_{SP} - (\rho_y^0)_{SP})\Sigma = |\bar{S}|^2 + |\bar{L}|^2 + |\bar{U}|^2 + |\bar{N}|^2 \\ \bar{a}_2 &= ((\rho_u^0)_{PP} - (\rho_y^0)_{PP})\Sigma = 2|\bar{L}|^2 - |\bar{U}|^2 - |\bar{N}|^2 \\ \bar{a}_3 &= ((\rho_u^0)_{1-1}^{11} - (\rho_y^0)_{1-1}^{11})\Sigma = |\bar{N}|^2 - |\bar{U}|^2 \\ \bar{a}_4 &= \frac{1}{2}((\rho_u^0)_{0s}^{10} - (\rho_y^0)_{0s}^{10})\Sigma = |\bar{L}||\bar{S}| \cos(\bar{\Phi}_{LS}) \\ \bar{a}_5 &= \frac{1}{\sqrt{2}}((\rho_u^0)_{01}^{11} - (\rho_y^0)_{01}^{11})\Sigma = |\bar{L}||\bar{U}| \cos(\bar{\Phi}_{LU}) \\ \bar{a}_6 &= \frac{1}{\sqrt{2}}((\rho_u^0)_{1s}^{10} - (\rho_y^0)_{1s}^{10})\Sigma = |\bar{U}||\bar{S}| \cos(\bar{\Phi}_{US}) \end{aligned} \quad (3.2)$$

for reduced transversity amplitudes with transversity $\tau = d$. The relative phases are defined as in (2.6). For dipion masses where S - and P -wave dominate, $(\rho_u^0)_{SP}$ and $(\rho_y^0)_{SP}$ are traces

$$(\rho_u^0)_{SP} = Tr((\rho_u^0)_{\lambda\lambda}^{JJ}) = 1, \quad (\rho_y^0)_{SP} = Tr((\rho_y^0)_{\lambda\lambda}^{JJ}) = T \quad (3.3)$$

where T is target spin asymmetry.

The 6 equations (2.11) and (2.12) each involve 7 unknowns for 4 moduli and 3 cosines, and are not solvable. The missing equation in each group is supplied not by the data but by phase relations

$$\begin{aligned} \Phi_{LS} - \Phi_{LU} - \Phi_{US} &= (\Phi_{L_u} - \Phi_{S_u}) - (\Phi_{L_u} - \Phi_{U_u}) - (\Phi_{U_u} - \Phi_{S_u}) = 0 \\ \bar{\Phi}_{LS} - \bar{\Phi}_{US} - \bar{\Phi}_{LU} &= (\Phi_{L_d} - \Phi_{S_d}) - (\Phi_{L_d} - \Phi_{U_d}) - (\Phi_{U_d} - \Phi_{S_d}) = 0 \end{aligned} \quad (3.4)$$

These conditions lead to non-linear relations between the cosines

$$\begin{aligned} \cos^2(\Phi_{LS}) + \cos^2(\Phi_{LU}) + \cos^2(\Phi_{US}) - 2\cos(\Phi_{LS})\cos(\Phi_{LU})\cos(\Phi_{US}) &= 1 \\ \cos^2(\bar{\Phi}_{LS}) + \cos^2(\bar{\Phi}_{LU}) + \cos^2(\bar{\Phi}_{US}) - 2\cos(\bar{\Phi}_{LS})\cos(\bar{\Phi}_{LU})\cos(\bar{\Phi}_{US}) &= 1 \end{aligned} \quad (3.5)$$

Substituting for the cosines from (3.1) we get

$$a_5^2|S|^2 + a_6^2|L|^2 + a_4^2|U|^2 - |S|^2|L|^2|U|^2 = 2a_4a_5a_6 \quad (3.6)$$

From (3.1) we have three equations for moduli

$$\begin{aligned} |S|^2 &= (a_1 + a_2) - 3|L|^2 \\ |U|^2 &= |L|^2 - \frac{1}{2}(a_2 + a_3) \\ |N|^2 &= |L|^2 - \frac{1}{2}(a_2 - a_3) \end{aligned} \quad (3.7)$$

Substituting (3.7) into (3.6) we get a cubic equation for $|L|^2 \equiv x$

$$ax^3 + bx^2 + cx + d = 0 \quad (3.8)$$

where $a = 3$ and

$$\begin{aligned} b &= -3\left[\frac{1}{3}(a_1 + a_2) + \frac{1}{2}(a_2 + a_3)\right] \\ c &= \frac{1}{2}(a_1 + a_2)(a_2 + a_3) + a_4^2 + a_6^2 - 3a_5^2 \\ d &= (a_1 + a_2)a_5^2 - \frac{1}{2}(a_2 + a_3)a_4^2 - 2a_4a_5a_6 \end{aligned} \quad (3.9)$$

From (3.2) we obtain equations for moduli $|\bar{S}|^2, |\bar{U}|^2, |\bar{N}|^2$ similar to (3.7) and from (3.5) a cubic equation for $|\bar{L}|^2 = \bar{x}$ with observables $\bar{a}_k, k = 1, 6$ replacing $a_k, k = 1, 6$ in the coefficients (3.9).

The cubic equations for $|L|^2$ and $|\bar{L}|^2$ are just another form of the phase conditions (3.4). The equations can be solved analytically. To solve for x we write $x = y - y_0$ and require that the cubic equation (3.8) transforms to the form

$$y^3 + 3Py + 2Q = 0 \quad (3.10)$$

This is accomplished with $y_0 = b/3a$ and

$$P = -y_0^2 + \left(\frac{c}{3a}\right), \quad 2Q = -y_0\left(2P + \frac{c}{3a}\right) + \frac{d}{a} \quad (3.11)$$

Next we define quantities

$$R = \text{sign}(Q)\sqrt{|P|}, \quad V = \frac{Q}{R^3} \geq 0 \quad (3.12)$$

There are three categories of solutions of cubic equation (3.10) [16, 30]. Their numerical study using a Monte Carlo method shows there are two physical solutions that have an analytical form

$$\begin{aligned} |L(1)|^2 &= -y_0 + R \cos\left(\frac{\phi}{3}\right) + \sqrt{3}R \sin\left(\frac{\phi}{3}\right) \\ |L(2)|^2 &= -y_0 + R \cos\left(\frac{\phi}{3}\right) - \sqrt{3}R \sin\left(\frac{\phi}{3}\right) \end{aligned} \quad (3.13)$$

where $\cos(\phi) = V$, $R > 0$ and $|L(1)|^2 > |L(2)|^2$. It follows from (3.7) that the two physical solutions for the moduli $|S(i)|^2, |U(i)|^2$ and $|N(i)|^2, i = 1, 2$, have a similar analytical form. Similarly, there are two independent solutions for the moduli $|\bar{A}(j)|^2, j = 1, 2$ with $R > 0$ and $|\bar{L}(1)|^2 > |\bar{L}(2)|^2$.

B. The relative phases of transversity amplitudes

For each set of solutions for moduli $|A(i)|$, $i = 1, 2$ we calculate from (3.1) the cosines

$$\begin{aligned}\cos(\Phi_{LS}(i)) &= \frac{a_4}{|L(i)||S(i)|} \\ \cos(\Phi_{LU}(i)) &= \frac{a_5}{|L(i)||U(i)|} \\ \cos(\Phi_{US}(i)) &= \frac{a_6}{|U(i)||S(i)|}\end{aligned}\tag{3.14}$$

with similar equations for $\cos(\bar{\Phi}_{LS}(j))$, $\cos(\bar{\Phi}_{LU}(j))$, $\cos(\bar{\Phi}_{US}(j))$. From the phase condition

$$\Phi_L - \Phi_S = (\Phi_L - \Phi_U) + (\Phi_U - \Phi_S)\tag{3.15}$$

we obtain 3 equations for sines

$$\begin{aligned}C_A &= \sin(\Phi_{LS}) \sin(\Phi_{LU}) = +\cos(\Phi_{US}) - \cos(\Phi_{LS}) \cos(\Phi_{LU}) \\ C_B &= \sin(\Phi_{LS}) \sin(\Phi_{US}) = +\cos(\Phi_{LU}) - \cos(\Phi_{LS}) \cos(\Phi_{US}) \\ C_C &= \sin(\Phi_{US}) \sin(\Phi_{LU}) = -\cos(\Phi_{LS}) + \cos(\Phi_{US}) \cos(\Phi_{LU})\end{aligned}\tag{3.16}$$

The system is solvable provided that $\text{sign}(C_C) = \text{sign}(C_A C_B)$. With

$$\sin(\Phi_{LS}) = \epsilon \sqrt{1 - \cos^2(\Phi_{LS})},\tag{3.17}$$

where $\epsilon = \pm 1$, $\sin(\Phi_{LU})$ and $\sin(\Phi_{US})$ can be calculated from C_A and C_B , respectively. This procedure allows us to determine the phases $\Phi_{LS}(i)$, $\Phi_{LU}(i)$ and $\Phi_{US}(i)$. With

$$\sin(\bar{\Phi}_{LS}) = \bar{\epsilon} \sqrt{1 - \cos^2(\bar{\Phi}_{LS})}\tag{3.18}$$

where $\bar{\epsilon} = \pm 1$, we obtain for each set of solutions for the moduli $|\bar{A}(j)|$, $j = 1, 2$ the phases $\bar{\Phi}_{LS}(j)$, $\bar{\Phi}_{LU}(j)$, $\bar{\Phi}_{US}(j)$. The amplitude analyses assumed positive root for both sines $\sin(\Phi_{LS})$ and $\sin(\bar{\Phi}_{LS})$. Such procedure is unique provided that the phases Φ_{LS} and $\bar{\Phi}_{LS}$ do not change signs. A change of sign would manifest itself as a double zero in the phases Φ_{LS} and $\bar{\Phi}_{LS}$ calculated from the positive roots for the sines. We found no evidence of a double zero in the phases Φ_{LS} and $\bar{\Phi}_{LS}$ so calculated, and apart from the sign ambiguity, these phases are uniquely determined.

The phases Φ_{LS} and $\bar{\Phi}_{LS}$ are closely related to the positivity of the reduced density matrices $\rho^0(P_y) = \rho_u^0 + P_y \rho_y^0$ for pure initial states $P_y = \pm 1$ by a relation $\det(\rho^0(P_y)) \sim \sin^2(\Phi_{LS})$. The fact that these phases do not change signs implies that the eigenvalues of the density matrices $\rho^0(P_y = \pm 1)$ are all non-zero.

For negative roots in (3.17) and (3.18) all phases change signs. There are four combinations of the signs ϵ and $\bar{\epsilon}$. The phases with opposite signs correspond to complex conjugate reduced transversity amplitudes. For any given solution of moduli $|A(i)|$, $|\bar{A}(j)|$, $i, j = 1, 2$ there is a four-fold ambiguity in the phases of the reduced transversity amplitudes $A = L, U$

$$L(i, \epsilon) = |L(i)| \exp(i\epsilon\Phi_{LS}(i)), \quad \bar{L}(j, \bar{\epsilon}) = |\bar{L}(j)| \exp(i\bar{\epsilon}\bar{\Phi}_{LS}(j))\tag{3.19}$$

$$U(i, \epsilon) = |U(i)| \exp(i\epsilon\Phi_{US}(i)), \quad \bar{U}(j, \bar{\epsilon}) = |\bar{U}(j)| \exp(i\bar{\epsilon}\bar{\Phi}_{US}(j))$$

In the Appendix we show that this four-fold sign ambiguity can be resolved into a single set of phases for each set of moduli $|A(i)|$, $|\bar{A}(j)|$, $i, j = 1, 2$ in the process of determination of the phases of natural exchange amplitudes from the measurements of $\text{Im}\rho_x^0$ and $\text{Im}\rho_z^0$ on polarized targets.

IV. AMPLITUDE ANALYSIS WITH UNPOLARIZED TARGET DATA ON $Re\rho_u^0$.

We now show that a model independent amplitude analysis is possible with unpolarized target data $Re\rho_u^0$. Perhaps more appropriately, the analysis should be called "intensity analysis". First we define partial wave intensities $I_A = |A_u|^2 + |A_d|^2 = |A|^2 + |\bar{A}|^2$, $A = S, L, U, N$. Using the expressions in the Table I we can define a new set of 6 equations

$$\begin{aligned} a_1^0 &= \frac{1}{2}(\rho_u^0)_{SP}\Sigma = \frac{1}{2}(|I_S|^2 + |I_L|^2 + |I_U|^2 + |I_N|^2) \\ a_2^0 &= (\rho_u^0)_{PP}\Sigma = \frac{1}{2}(2|I_L|^2 - |I_U|^2 - |I_N|^2) \\ a_3^0 &= (\rho_u^0)_{1-1}^{11}\Sigma = \frac{1}{2}(|I_N|^2 - |I_U|^2) \\ a_4^0 &= \frac{1}{2}(\rho_u^0)_{0s}^{10}\Sigma = \frac{1}{2}|I_L||I_S|\cos(\Psi_{LS}) \\ a_5^0 &= \frac{1}{\sqrt{2}}(\rho_u^0)_{01}^{11}\Sigma = \frac{1}{2}|I_L||I_U|\cos(\Psi_{LU}) \\ a_6^0 &= \frac{1}{\sqrt{2}}(\rho_u^0)_{1s}^{10}\Sigma = \frac{1}{2}|I_U||I_S|\cos(\Psi_{US}) \end{aligned} \quad (4.1)$$

where for $AB = LS, LU, US$ the interference terms are

$$|I_A||I_B|\cos(\Psi_{AB}) = Re(AB^*) + Re(\overline{AB}^*) \quad (4.2)$$

The system of equations (4.1) can be solved if the correlations $\cos(\Psi_{AB})$ satisfy a cosine condition similar to (3.5). To see if such is the case we used (4.2) to express the correlations in terms of transversity amplitudes. Upon substitution into the cosine condition we obtained a non-linear constraint connecting moduli and cosines of relative phases of all transversity amplitudes S, L, U and $\bar{S}, \bar{L}, \bar{U}$. This condition was tested numerically for all four combinations of the amplitudes $A(i), \bar{A}(j), i, j = 1, 2$ by every single Monte Carlo sampling of the data error volume that produced a physical solution. In each case the constraint was satisfied exactly as an identity. We concluded that the system (4.1) is analytically solvable using the method described in the previous Section..

To prove the analytical solvability in a simpler way we set in (3.1) and (3.2) all observables $\rho_y^0 = 0$. Then (4.1) reads

$$\begin{aligned} a_1^0 &= \frac{1}{2}(\rho_u^0)_{SP}\Sigma = |S^0|^2 + |L^0|^2 + |U^0|^2 + |N^0|^2 \\ a_2^0 &= (\rho_u^0)_{PP}\Sigma = 2|L^0|^2 - |U^0|^2 - |N^0|^2 \\ a_3^0 &= (\rho_u^0)_{1-1}^{11}\Sigma = |N^0|^2 - |U^0|^2 \\ a_4^0 &= \frac{1}{2}(\rho_u^0)_{0s}^{10}\Sigma = |L^0||S^0|\cos(\Phi_{LS}^0) \\ a_5^0 &= \frac{1}{\sqrt{2}}(\rho_u^0)_{01}^{11}\Sigma = |L^0||U^0|\cos(\Phi_{LU}^0) \\ a_6^0 &= \frac{1}{\sqrt{2}}(\rho_u^0)_{1s}^{10}\Sigma = |U^0||S^0|\cos(\Phi_{US}^0) \end{aligned} \quad (4.3)$$

where the amplitudes $A^0 = A(\rho_u^0, \rho_y^0 = 0)$ are analytic continuation of the amplitudes $A = A(\rho_u^0, \rho_y^0)$ to $\rho_y^0 = 0$. We obtain a similar set of equations from (3.2) with $\bar{a}_k^0, k = 1, 6$ for amplitudes $\bar{A}^0 = \bar{A}(\rho_u^0, \rho_y^0 = 0)$ which are analytical continuation of the amplitudes $\bar{A}(\rho_u^0, \rho_y^0)$ to $\rho_y^0 = 0$. Since $\bar{a}_k^0 = a_k^0, k = 1, 6$ we must have

$$A^0 = \bar{A}^0 \quad (4.4)$$

The equations (4.1) and (4.3) coincide when

$$I_A = |A|^2 + |\bar{A}|^2 = 2|A^0|^2 = |A^0|^2 + |\bar{A}^0|^2 = I_A^0 \quad (4.5)$$

$$\cos(\Psi_{AB}) = \cos(\Phi_{AB}^0)$$

Since the amplitudes A^0 and \bar{A}^0 are complex valued functions, they satisfy the phase conditions (3.4) and cosine conditions (3.5). This means that the equations (4.1) are analytically solvable.

Helicity nonflip and single flip amplitudes A_0 and A_1 are related to transversity amplitudes by the relations [9, 26]

$$A_0 = \frac{1}{\sqrt{2}}(A_u + A_d) = \frac{1}{\sqrt{2}}(A + \bar{A} \exp(i\omega)) \exp(i\Phi(S_u)) \quad (4.6)$$

$$A_1 = \frac{-i}{\sqrt{2}}(A_u - A_d) = \frac{1}{\sqrt{2}}(A - \bar{A} \exp(i\omega)) \exp(i\Phi(S_u))$$

where $\omega = \Phi(S_d) - \Phi(S_u)$. Then at $\rho_y^0 = 0$ we have

$$|A_0^0|^2 = |A^0|^2 + |A^0|^2 \cos(\omega) \quad (4.7)$$

$$|A_1^0|^2 = |A^0|^2 - |A^0|^2 \cos(\omega)$$

In Section VI. we shall find $\cos(\omega) = -1$. Thus $|A_0^0|^2 = 0$ and $|A_1^0|^2 = 2|A^0|^2$. We thus find another useful relation for physical intensities in addition to (4.5)

$$I_A = |A|^2 + |\bar{A}|^2 = |A_1^0|^2 = I_A^0 \quad (4.8)$$

There are two solutions for the single flip helicity amplitude A_1^0 extrapolated to $\rho_y^0 = 0$ which correspond to the two analytical solutions of the equations (4.1) satisfying the conditions (4.5)

$$|A_1^0(1)|^2 = I_A(1, 1) = |A(1)|^2 + |\bar{A}(1)|^2 \quad (4.9)$$

$$|A_1^0(2)|^2 = I_A(2, 2) = |A(2)|^2 + |\bar{A}(2)|^2$$

The off-diagonal intensities $I_A(1, 2)$ and $I_A(2, 1)$ are solutions of the equations (4.1) that are not related to the extrapolation of the amplitudes to $\rho_y^0 = 0$ and thus do not meet the conditions (4.5). The reason for this is the fact that $I_A(1, 2) \neq I_A(2, 1)$ while $I_A^0(1, 2) = I_A^0(2, 1)$.

The amplitude analysis determines also the relative phases between single flip amplitudes A_1^0 . To determine $\Phi(L_1^0) - \Phi(S_1^0)$ we find from (4.6) the interference term

$$L_1 S_1^* = \frac{1}{2}(LS^* + \bar{L}\bar{S}^* - \bar{L}S^* \exp(i\omega) + L\bar{S}^* \exp(-i\omega)) \quad (4.10)$$

where S, \bar{S} are real, $L = |L| \exp(i\Phi_{SL})$ and $\bar{L} = |\bar{L}| \exp(i\bar{\Phi}_{SL})$. At $\rho_y^0 = 0$ we have $S^0 = \bar{S}^0$, $L^0 = \bar{L}^0$ and $\Phi_{LS}^0 = \bar{\Phi}_{LS}^0$. Then (4.10) reads

$$L_1^0 S_1^{0*} = |L^0| |S^0| \exp(i\Phi_{LS}^0) (1 - \cos \omega) \quad (4.11)$$

With $\cos \omega = -1$ we find for both Solutions 1, 2

$$\Phi(L_1^0) - \Phi(S_1^0) = \Phi(L_\tau^0) - \Phi(S_\tau^0) \quad (4.12)$$

where $\tau = u, d$. Note how our results on the single flip amplitudes A_1^0 depend on our finding in Section VI. that the relative phases $\Phi(S_d) - \Phi(S_u) = \pm 180^\circ$.

V. EVIDENCE FOR $\rho^0(770) - f_0(980)$ MIXING: TRANSVERSITY AMPLITUDES.

A. Data analysis

We have performed high resolution amplitude analyses of CERN data on $\pi^- p \rightarrow \pi^- \pi^+ n$ at 17.2 GeV/c at $0.005 \leq |t| \leq 0.20$ (GeV/c)² and in dipion mass range $560 \leq m \leq 1080$ MeV with polarized target data ρ_u^0, ρ_y^0 [12, 14] (Analysis I) as well as with only unpolarized target data ρ_u^0 [28] (Analysis II). The two analyses were performed using the same code but in the Analysis II we set $\rho_y^0 = 0$. The analysis with polarized target data used 1 million of Monte Carlo samplings of error volumes of measured density matrix elements. Not all values of density matrix elements correspond to physical amplitudes. The procedure produces frequency distribution of physical solutions for the moduli and phases and for various observables calculated from the solutions for amplitudes. The average values of the distributions for the moduli add up exactly to $\Sigma = d^2\sigma/dtdm$ and those for the phases satisfy cosine conditions (3.5). These averaged values can thus be interpreted as the measured amplitudes. The range of distributions determines the asymmetric error bars on the amplitudes and calculated observables. Analysis I using 5 million Monte Carlo samplings produced virtually identical averaged values and slightly larger errors, indicating the analysis is stable. The analysis with unpolarized target data used 200 000 Monte Carlo samplings.

The results from both analyses are shown in Figures 1-7 and 11-13. The Figures show data points with errors from both analyses.

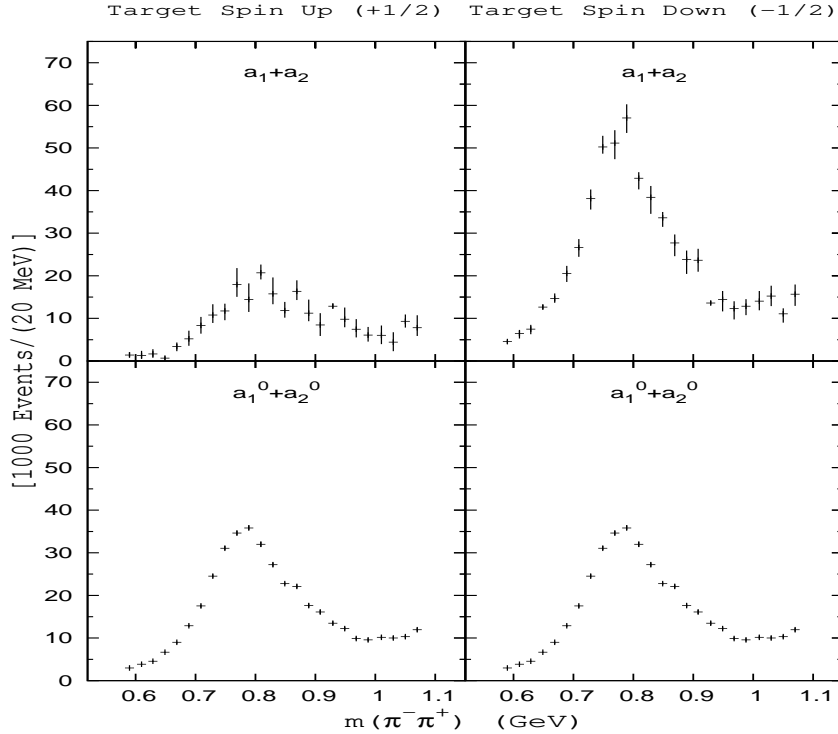


FIG. 1: Data components $a_1 + a_2$ and $a_1^0 + a_2^0$ from Analyses I and II, respectively.

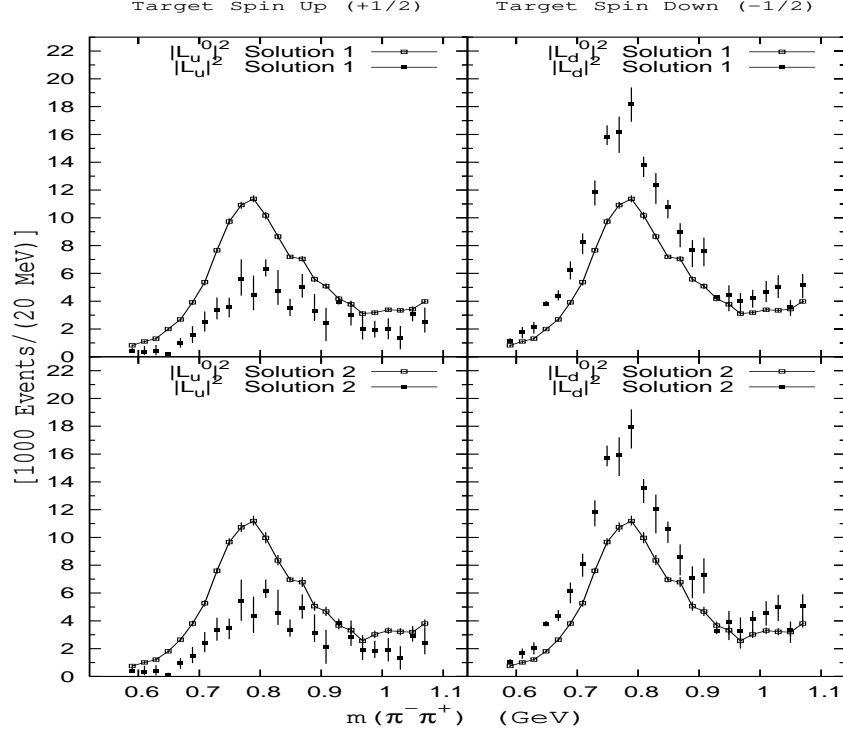


FIG. 2: Moduli of P -wave amplitudes $|L_\tau|^2$ and $|L_\tau^0|^2$ from Analyses I and II (with line).

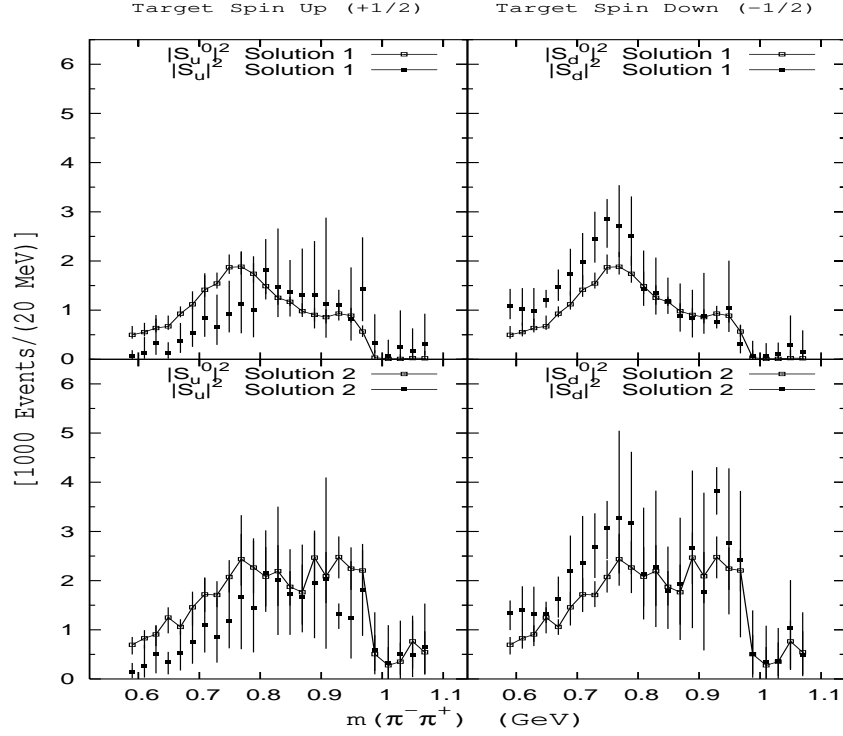


FIG. 3: Moduli of S -wave amplitudes $|S_\tau|^2$ and $|S_\tau^0|^2$ from Analyses I and II (with line).

B. Evidence from the moduli

To understand the origin of the $\rho^0(770) - f_0(980)$ mixing in the S -wave amplitudes we recall from (3.7) the relation

$$|S|^2 = (a_1 + a_2) - 3|L|^2 \quad (5.1)$$

in the Analysis I and a similar equation for the amplitudes $|S^0|^2$ in terms of $a_1^0 + a_2^0$ in the Analysis II. We show that the presence of $\rho^0(770)$ in the S -wave amplitudes in both analyses arises from the dominant presence of this resonance in the data components $a_1 + a_2$ and $a_1^0 + a_2^0$. The data components were calculated from those Monte Carlo samplings of density matrix elements in the error volume of the data for which physical solutions for the amplitudes were found. The results for $a_1 + a_2$ and $a_1^0 + a_2^0$ are shown in Figure 1. The Figure shows pronounced $\rho^0(770)$ peak for target spin "down" component and a suppression of $\rho^0(770)$ in the target spin "up" component. There are pronounced dips at 970 MeV and 1030 MeV in target spin "down" and "up" components, respectively, corresponding to the $f_0(980)$ resonance. In contrast, the components $a_1^0 + a_2^0$ are equal for both target transversities, peak at $\rho^0(770)$ mass and dip at 980 MeV.

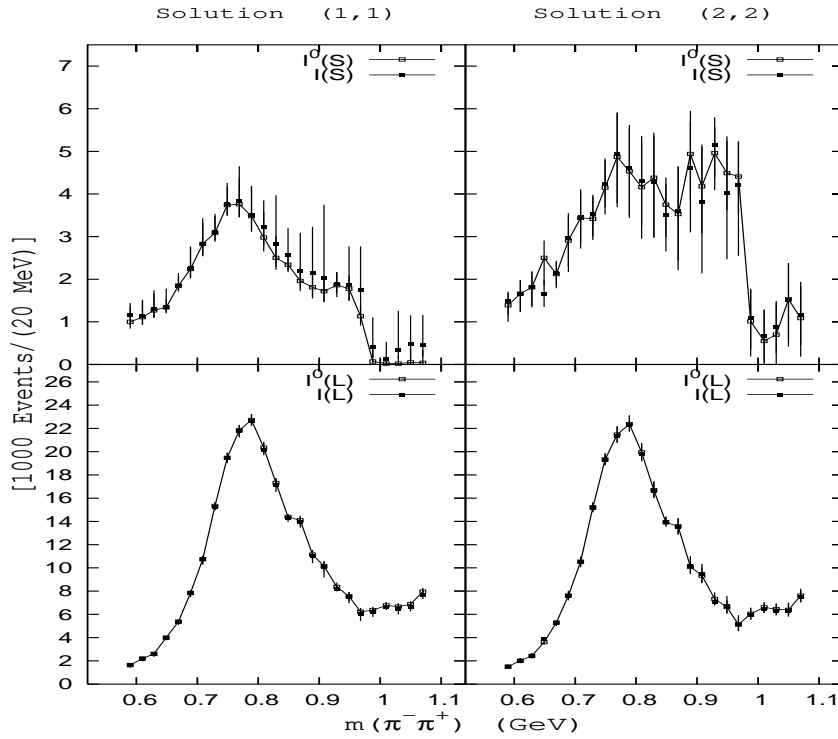


FIG. 4: Intensities I_A and I_A^0 for S - and P -wave amplitudes from Analyses I and II (with line).

Figure 2 shows the two solutions for the P -wave amplitudes $|L_u|^2$ and $|L_d|^2$ from the Analysis I and the amplitudes $|L_u^0|^2 = |L_d^0|^2$ from the Analysis II. Remarkably, in both analyses the two solutions of the two cubic equations reproduce closely the general features of the data components in the Figure 1. In the Analysis I the $\rho^0(770)$ peak is enhanced in $|L_d|^2$ and suppressed in $|L_u|^2$.

Figure 3 shows the two solutions for the S -wave amplitudes $|S_u|^2$ and $|S_d|^2$ from the Analysis I and amplitudes $|S_u^0|^2 = |S_d^0|^2$ from the Analysis II. The rho-like resonance and $f_0(980)$ are clearly resolved in both solutions for $|S_d|^2$ in Analysis I. This pronounced peak at 770 MeV with a width

at half-height of ~ 155 MeV has its origin in the $\rho^0(770)$ peak of the data component $a_1 + a_2$ which peak survives the subtraction of $3|L_d|^2$. In the Analysis I the $\rho^0(770)$ peak is enhanced in $|S_d|^2$ and suppressed in $|S_u|^2$. The Analysis II shows a clear $\rho^0(770)$ peak in Solution 1 and a subdued $\rho^0(770)$ peak in Solution 2 in the amplitude $|S_d^0|^2$.

In both analyses the amplitudes $|S_d|^2$ and $|S_d^0|^2$ show a shoulder at ~ 930 MeV in Solution 1 and a secondary peak at the same mass in Solution 2. In Ref. [23] we have shown in fits to the moduli of S -wave amplitudes that these structures arise from the interference of $\rho^0(770)$ and $f_0(980)$ Breit-Wigner amplitudes with a complex background.

In Figure 4 we present the partial wave intensities $I_S(i, j), I_L(i, j)$ from the Analysis I and $I_S^0(i, j), I_L^0(i, j)$ from the Analysis II for the Solutions $(i, j) = (1, 1), (2, 2)$. The intensities from the two analyses are virtually identical, although they come from two different calculations with different sets and numbers of physical Monte Carlo samplings. This result confirms the validity of our analysis with unpolarized target data. Both analyses show the expected dominant $\rho^0(770)$ peak in the Solutions $I_S(1, 1)$ and $I_S^0(1, 1)$. The crucial result however is the observation that both analyses show a clear albeit subdued $\rho^0(770)$ peak in the Solutions $I_S(2, 2)$ and $I_S^0(2, 2)$. This means that an exact amplitude analysis of unpolarized target data provides evidence for the presence of $\rho^0(770)$ in both single flip amplitudes $|S_1^0(1)|^2$ and $|S_1^0(2)|^2$.

The observation of $\rho^0(770) - f_0(980)$ mixing in the S -wave amplitudes brings up the question of $\rho^0(770) - f_0(980)$ mixing in the P -wave amplitudes. Figure 2 shows a clear dip at 970 MeV in the amplitude $|L_d|^2$ followed by a sharp rise. The dip occurs at the mass of scalar resonance $f_0(980)$ and is more pronounced in the Solution 2. Figure 11 shows unexpected resonant structure (a bump) at the $f_0(980)$ mass in the Solution 1 of the amplitude $|U_d|^2$. These findings are a strong indication for $\rho^0(770) - f_0(980)$ mixing in the P -wave amplitudes. Since $f_0(980)$ resonance is produced by unnatural exchange we expect $f_0(980)$ to be suppressed in natural exchange amplitudes $|N_\tau|^2$ as evidenced by the data in Figure 12.

C. Evidence from the relative phases

Figures 5, 6 and 7 show the mass dependence of the phases Φ_{AB} and $\bar{\Phi}_{AB}$, $AB = LS, US, LU$ from the Analysis I. As the figures show, these phases are continuous and nearly constant functions. From this fact we can understand why the phases $\Phi_{LS}, \bar{\Phi}_{LS}$ cannot change sign. From (3.16) we see that a change of signs of Φ_{LS} or $\bar{\Phi}_{LS}$ results in the change of sign of all phases of the same transversity. This would result in large unphysical discontinuities in the phases $\Phi_{US}, \bar{\Phi}_{US}$ and $\Phi_{LU}, \bar{\Phi}_{LU}$.

Figures 5, 6 and 7 also show the mass dependence of the phases $\Phi_{AB}^0, \bar{\Phi}_{AB}^0$, $AB = LS, US, LU$ from the Analysis II. There is a remarkable agreement between the Analyses I and II except for Solution 1 above 900 MeV in phases $\Phi_{LS}^0, \bar{\Phi}_{LS}^0, \Phi_{US}^0, \bar{\Phi}_{US}^0$. While the phases Φ_{AB} and $\bar{\Phi}_{AB}$ are similar, the phases Φ_{AB}^0 and $\bar{\Phi}_{AB}^0$ are equal. Due to the similarity of phases Φ_{LS} and $\bar{\Phi}_{LS}$ we may conclude that not only $\Phi(L_1^0) - \Phi(S_1^0) = \Phi(L_\tau^0) - \Phi(S_\tau^0)$, $\tau = u, d$ but also $\Phi(L_1^0) - \Phi(S_1^0) \approx \Phi(L_\tau) - \Phi(S_\tau)$ for both Solutions 1 and 2.

Independent evidence for the presence of $\rho^0(770)$ in the S -wave amplitudes comes from the relative phases $\Phi_{LS} = \Phi_{L_u} - \Phi_{S_u}$ and $\bar{\Phi}_{LS} = \Phi_{L_d} - \Phi_{S_d}$ from both analyses. For target spin "up" the phase Φ_{LS} is constant and small, reflecting the similarity of $|S_u|^2$ and $|L_u|^2$ in both Solutions 1 and 2. For target spin "down" the phase $\bar{\Phi}_{LS}$ is near zero in the Solution 1 and small and slowly varying in Solution 2 below 1000 MeV. These results indicate that the amplitudes S_τ and L_τ are nearly in phase. Since the amplitudes L_τ resonate at $\rho^0(770)$, so must the amplitudes S_τ .

This conclusion is in agreement with the phases $\Phi_{US} = \Phi_{U_u} - \Phi_{S_u}$, $\bar{\Phi}_{US} = \Phi_{U_d} - \Phi_{S_d}$ from both analyses. These phases are approximately constant below 1000 MeV and indicate that the

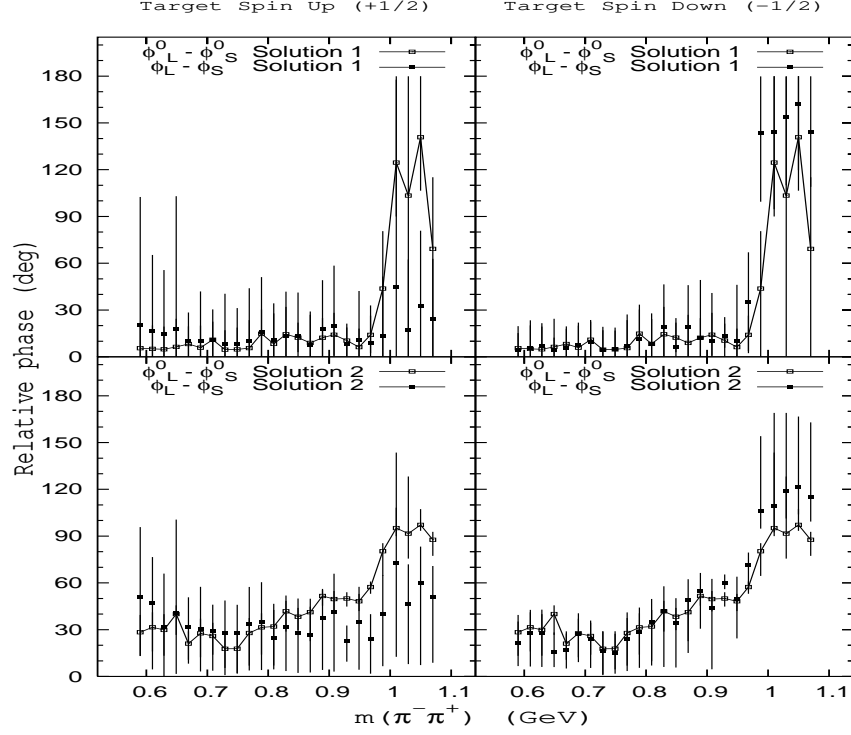


FIG. 5: Relative phases $\Phi_{LS} = \Phi_{L_u} - \Phi_{S_u}$ and $\bar{\Phi}_{LS} = \Phi_{L_d} - \Phi_{S_d}$ from Analyses I and II (with line).

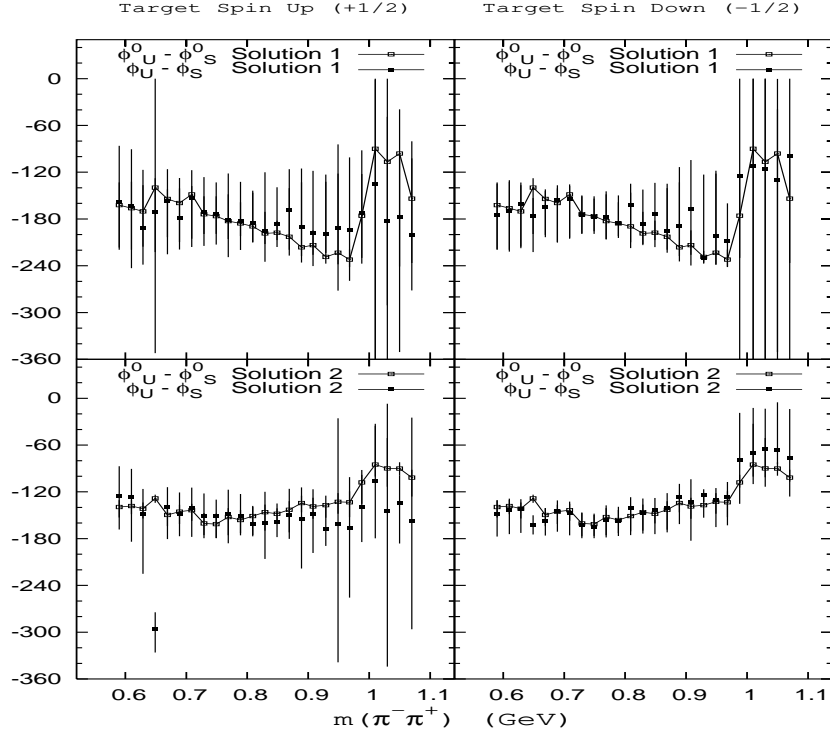


FIG. 6: Relative phases $\Phi_{US} = \Phi_{U_u} - \Phi_{S_u}$ and $\bar{\Phi}_{US} = \Phi_{U_d} - \Phi_{S_d}$ from Analyses I and II (with line).

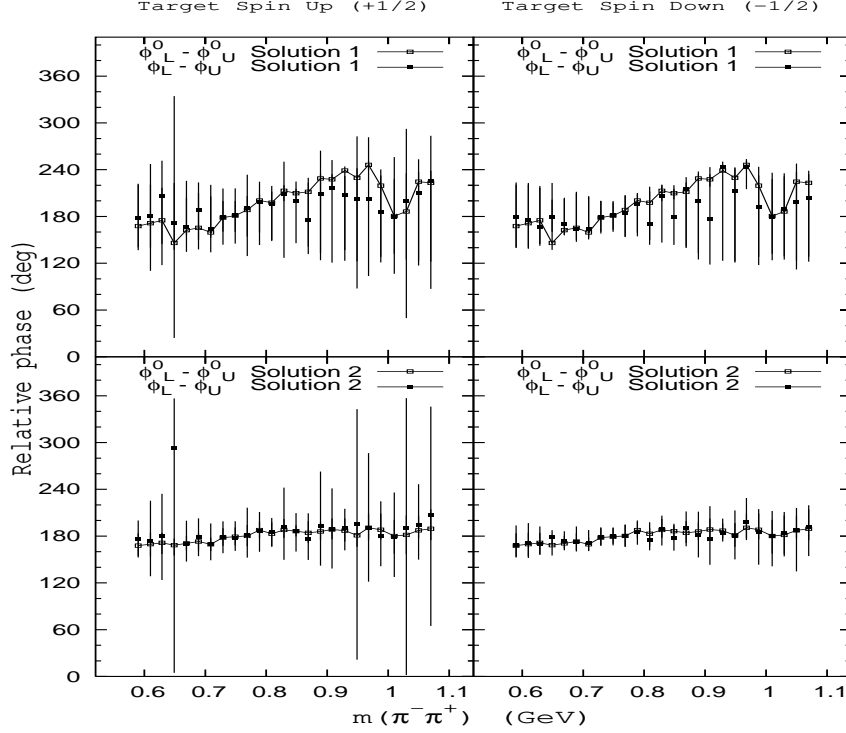


FIG. 7: Relative phases $\Phi_{LU} = \Phi_{L_u} - \Phi_{U_u}$ and $\bar{\Phi}_{LU} = \Phi_{L_d} - \Phi_{U_d}$ from Analyses I and II (with line).

amplitudes S_τ and U_τ are nearly 180° out of phase. Since amplitudes U_τ resonate at $\rho^0(770)$, so must the amplitudes S_τ . The Figure 7 shows that the relative phases of the amplitudes L_τ and U_τ are nearly constant and nearly 180° out of phase, as expected from these two P -wave amplitudes.

VI. EVIDENCE FOR $\rho^0(770) - f_0(980)$ MIXING: HELICITY AMPLITUDES.

A. Helicity amplitudes

Amplitude analysis of the complete S - and P -wave subsystem of the reduced density matrix yields four sets of solutions for reduced transversity amplitudes $A(i), \bar{A}(j), i, j = 1, 2$. For unnatural exchange amplitudes $A = S, L, U$ the reduced transversity amplitudes are related to transversity amplitudes by phase factors

$$\begin{aligned} A_u(i) &= A(i) \exp i\Phi_{S_u}(i) \\ A_d(j) &= \bar{A}(j) \exp i\omega_{ij} \exp i\Phi_{S_u}(i) \end{aligned} \quad (6.1)$$

where $\Phi_{S_u}(i)$ is the arbitrary absolute phase and

$$\omega_{ij} = \Phi_{S_d}(j) - \Phi_{S_u}(i) \quad (6.2)$$

is the relative phase between S -wave amplitudes of opposite transversity. Recall from (2.6) that $S(i), \bar{S}(j)$ are real and positive amplitudes, the phases of $L(i)$ and $\bar{L}(j)$ are $\Phi_{LS}(i)$ and $\bar{\Phi}_{LS}(j)$, and the phases of $U(i)$ and $\bar{U}(j)$ are $\Phi_{US}(i)$ and $\bar{\Phi}_{US}(j)$, respectively.

Helicity amplitudes $A_{\lambda\chi,0\nu}^J$ with definite t -channel naturality were defined and related to transversity amplitudes of definite t -channel naturality in Ref. [9, 26] for any dipion spin J and helicity λ . Due to the P -parity conservation only helicity nonflip and helicity flip amplitudes $A_{\lambda,0}^J = A_{\lambda+,0+}^J$ and $A_{\lambda,1}^J = A_{\lambda+,0-}^J$ are independent. Here $n = 0, 1$ is nucleon helicity flip $n = |\chi - \nu|$. The S - and P -wave helicity amplitudes A_n are related to the transversity amplitudes A_τ by relations [9, 26]

$$A_n = \frac{(-i)^n}{\sqrt{2}}(A_u + (-1)^n A_d) \quad (6.3)$$

In terms of reduced transversity amplitudes we can write for the unnatural exchange amplitudes

$$A_n(ij) = \frac{(-i)^n}{\sqrt{2}}(A(i) + (-1)^n \bar{A}(j) \exp(i\omega_{ij})) \exp(i\Phi_{S_u}(i)) \quad (6.4)$$

Each set of solutions comes with a fourfold sign ambiguity in the phases of the amplitudes $(A(i), \bar{A}(j))_{\epsilon\bar{\epsilon}}$ where $\epsilon\bar{\epsilon} = ++, +-, -+, --$ are the signs of relative phases $\Phi_{LS}(i)$ and $\bar{\Phi}_{LS}(j)$. From (3.16) we see that the change of sign of $\Phi_{LS}(i)$ ($\bar{\Phi}_{LS}(j)$) results in the change of sign of the phase of amplitude $U(i)$ ($\bar{U}(j)$), or complex conjugation of amplitudes $A(i)$ ($\bar{A}(j)$). We can thus write the four sets of phases for each i, j

$$\begin{aligned} (A(i), \bar{A}(j))_{++} &= (A(i), \bar{A}(j)) \\ (A(i), \bar{A}(j))_{+-} &= (A(i), \bar{A}(j)^*) \\ (A(i), \bar{A}(j))_{-+} &= (A(i)^*, \bar{A}(j)) = ((A(i), \bar{A}(j))_{+-})^* \\ (A(i), \bar{A}(j))_{--} &= (A(i)^*, \bar{A}(j)^*) = ((A(i), \bar{A}(j))_{++})^* \end{aligned} \quad (6.5)$$

As shown in the Appendix, the measurements with planar target polarization can select uniquely one of the four solutions for the phases. Since the transversity amplitudes $A_u(i)$ and $A_d(j)$ are also complex conjugated, we get for helicity amplitudes

$$\begin{aligned} A_n(ij)_{-+} &= (-)^n (A_n(ij)_{+-})^* \\ A_n(ij)_{--} &= (-)^n (A_n(ij)_{++})^* \end{aligned} \quad (6.6)$$

Since we do not get new solutions with the phase sets $--$ and $-+$ numerical calculations were done only for the sets with phases $++$ and $+-$.

B. Bilinear terms of the helicity amplitudes

We now look at the bilinear terms $A_n A_n^* = |A_n|^2$, $A = S, L, U$ and $A_n B_n^*, AB = LS, US, UL$. For the sake of brevity we shall omit in the following the indices ij and $++$, $+-$. Using (6.4) or (6.6) we obtain

$$\begin{aligned} |A_n|^2 &= \frac{1}{2} \left(|A|^2 + |\bar{A}|^2 + (-1)^n 2X_A \cos(\omega) + (-1)^n 2Y_A \sin(\omega) \right) \\ &= \frac{1}{2} \left(I_A + (-1)^n 2X_A \cos(\omega) + (-1)^n 2Y_A \sin(\omega) \right) \end{aligned} \quad (6.7)$$

where $X_A = \text{Re}(A\bar{A}^*)$, $Y_A = \text{Im}(A\bar{A}^*)$ and $I_A = |A|^2 + |\bar{A}|^2$ is partial wave intensity. Note that $Y_S = \text{Im}(S\bar{S}^*) = 0$ as both S and \bar{S} are real. For the bilinear terms $A_n B_n^*$ we obtain

$$A_n B_n^* = \frac{1}{2} \left(AB^* + \bar{A}\bar{B}^* + (-1)^n (A\bar{B}^* e^{-i\omega} + \bar{A}B^* e^{+i\omega}) \right) \quad (6.8)$$

The real part reads

$$Re(A_n B_n^*) = \frac{1}{2} \left(Re(AB^*) + Re(\overline{AB}^*) \right) \quad (6.9)$$

$$+(-1)^n \left((Re(A\overline{B}^*) + Re(\overline{AB}^*)) \cos \omega + (Im(A\overline{B}^*) - Im(\overline{AB}^*)) \sin \omega \right)$$

The imaginary part reads

$$Im(A_n B_n^*) = \frac{1}{2} \left(Im(AB^*) + Im(\overline{AB}^*) \right) \quad (6.10)$$

$$+(-1)^n \left((Im(A\overline{B}^*) + Im(\overline{AB}^*)) \cos \omega - (Re(A\overline{B}^*) - Re(\overline{AB}^*)) \sin \omega \right)$$

It is apparent from (6.4) and (6.6) that the knowledge of ω allows to determine the helicity amplitudes up to an absolute phase for each solution set i, j and phase set $++$ and $+-$. As we show in the next Section, the phase ω can be determined analytically from the consistency condition

$$|A_n|^2 |B_n|^2 = (Re(A_n B_n^*))^2 + (Im(A_n B_n^*))^2 \quad (6.11)$$

where the terms are given by (6.7), (6.9) and (6.10).

C. Analytical solutions of the relative phase ω

In order to make use of the consistency condition (6.11) to determine ω , we first rewrite the terms (6.8), (6.10) and (6.11) in a simplified form. To this end we define

$$\begin{aligned} X(AB) &= Re(AB^*) + Re(\overline{AB}^*) \\ Y(AB) &= Im(AB^*) + Im(\overline{AB}^*) \\ X(A\overline{B})_+ &= Re(A\overline{B}^*) + Re(\overline{AB}^*) \\ Y(A\overline{B})_+ &= Im(A\overline{B}^*) + Im(\overline{AB}^*) \\ X(A\overline{B})_- &= Re(A\overline{B}^*) - Re(\overline{AB}^*) \\ Y(A\overline{B})_- &= Im(A\overline{B}^*) - Im(\overline{AB}^*) \end{aligned} \quad (6.12)$$

Then

$$\begin{aligned} Re(A_n B_n^*) &= \frac{1}{2} \left(X(AB) + (-1)^n (X(A\overline{B})_+ \cos \omega + Y(A\overline{B})_- \sin \omega) \right) \\ Im(A_n B_n^*) &= \frac{1}{2} \left(Y(AB) + (-1)^n (Y(A\overline{B})_+ \cos \omega - X(A\overline{B})_- \sin \omega) \right) \\ |A_n|^2 &= \frac{1}{2} \left(X(AA) + (-1)^n (X(A\overline{A})_+ \cos \omega + Y(A\overline{A})_- \sin \omega) \right) \end{aligned} \quad (6.13)$$

Note that $X(AA) = I_A$, $X(A\overline{A})_+ = 2X_A$ and $Y(A\overline{A})_- = 2Y_A$. We can write

$$\begin{aligned} Re(A_n B_n^*) &= \frac{1}{2} \left(X(AB) + (-1)^n XG(A\overline{B}) \right) \\ Im(A_n B_n^*) &= \frac{1}{2} \left(Y(AB) + (-1)^n YG(A\overline{B}) \right) \\ |A_n|^2 &= \frac{1}{2} \left(X(AA) + (-1)^n XG(A\overline{A}) \right) \\ |B_n|^2 &= \frac{1}{2} \left(X(BB) + (-1)^n XG(B\overline{B}) \right) \end{aligned} \quad (6.14)$$

where

$$\begin{aligned} XG(A\bar{B}) &= X(A\bar{B})_+ \cos \omega + Y(A\bar{B})_- \sin \omega \\ YG(A\bar{B}) &= Y(A\bar{B})_+ \cos \omega - X(A\bar{B})_- \sin \omega \end{aligned} \quad (6.15)$$

Next we require that

$$|A_n|^2 |B_n|^2 = (\text{Re}(A_n B_n^*))^2 + (\text{Im}(A_n B_n^*))^2 \quad (6.16)$$

The l.h.s. of (6.16) reads

$$\begin{aligned} &X(AA)X(BB) + XG(A\bar{A})XG(B\bar{B}) \\ &+ (-1)^n X(AA)XG(A\bar{A})X + (-1)^n X(BB)XG(A\bar{A}) \end{aligned} \quad (6.17)$$

The r.h.s. of (6.16) reads

$$\begin{aligned} &X(AB)^2 + XG(A\bar{B})^2 + Y(AB)^2 + YG(A\bar{B})^2 \\ &+ (-1)^n 2X(AB)XG(A\bar{B}) + (-1)^n 2Y(AB)YG(A\bar{B}) \end{aligned} \quad (6.18)$$

Subtracting (6.16) with $n = 1$ from (6.16) with $n = 0$ and using (6.15) we obtain equation linear in $\cos \omega$ and $\sin \omega$

$$\begin{aligned} \sin \omega &\left(X(AA)Y(B\bar{B})_- + X(BB)Y(A\bar{A})_- - 2X(AB)Y(A\bar{B})_- + 2Y(AB)X(A\bar{B})_- \right) = \\ & - \cos \omega \left(X(AA)X(B\bar{B})_+ + X(BB)X(A\bar{A})_+ - 2X(AB)X(A\bar{B})_+ - 2Y(AB)Y(A\bar{B})_+ \right) \end{aligned} \quad (6.19)$$

which can be cast in the form

$$\sin \omega W_2 = - \cos \omega W_1 \quad (6.20)$$

Using $\sin^2 \omega + \cos^2 \omega = 1$ we find

$$\begin{aligned} \cos \omega &= \frac{\pm W_2}{W} \\ \sin \omega &= \frac{\mp W_1}{W} \end{aligned} \quad (6.21)$$

where $W = \sqrt{W_1^2 + W_2^2}$.

Using (6.7), (6.9) and (6.10) it is straightforward to verify that the consistency condition (6.16) reduces to identity in the following two cases

$$\cos \omega = 0, \quad \sin \omega = \pm 1 \quad (6.22)$$

$$\sin \omega = 0, \quad \cos \omega = \pm 1 \quad (6.23)$$

The first case leads to two solutions $\omega = +\pi/2$ and $\omega = -\pi/2$. The second case leads to another two solutions $\omega = 0$ and $\omega = \pi$.

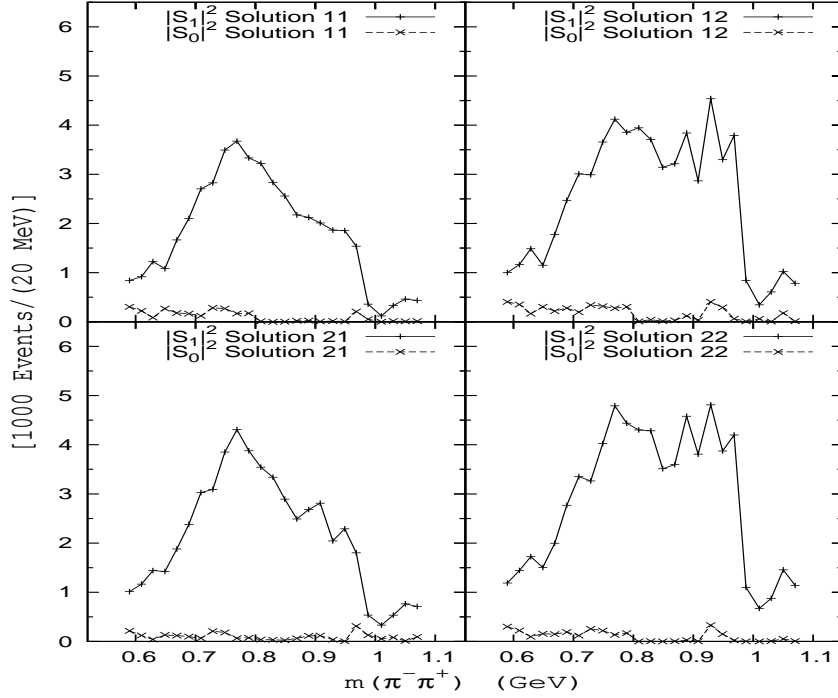


FIG. 8: Moduli $|S_0(ij)|^2$ and $|S_1(ij)|^2$ for $i, j = 1, 2$. The solutions for the phase signs $++$ and $+-$ are equal.

D. Solutions for S - and P -wave helicity amplitudes

1. Numerical calculations and their checks

The mean values of moduli and phases of the reduced transversity amplitudes satisfy strict normalization and phase conditions, respectively, and thus represent the true measured amplitudes at the t -bin average of 0.067 (GeV/c)^2 . These mean values were used as an input in a computer code to calculate ω and helicity amplitudes $A_n, n = 0, 1, A = S, L, U$. Errors on ω and helicity amplitudes were not calculated due to high non-linearity of the equations.

Equations (6.21) were used with amplitudes $A = L, B = S$ to calculate $\omega(ij)$ for each set $++$ and $+-$ of signs of phases. Using these values of $\omega(ij)$ as well as the values corresponding to the solutions (6.22) and (6.23), moduli $|A_n|^2, |B_n|^2$ and interference terms $Re(A_n B_n^*), Im(A_n B_n^*)$ were calculated to determine cosines and sines of the relative phases

$$\Phi(A_n B_n^*) = \Phi_{A_n} - \Phi_{B_n} \quad (6.24)$$

Since the calculations of ω , moduli and the interference terms are all entirely independent, the selfconsistency of the data and calculations was checked using the following three tests on the relative phases. The first test are trigonometric identities

$$\cos^2 \Phi(A_n B_n^*) + \sin^2 \Phi(A_n B_n^*) = 1 \quad (6.25)$$

The second test are phase conditions

$$(\Phi_{L_n} - \Phi_{S_n}) - (\Phi_{U_n} - \Phi_{S_n}) + (\Phi_{U_n} - \Phi_{L_n}) = 0 \quad (6.26)$$

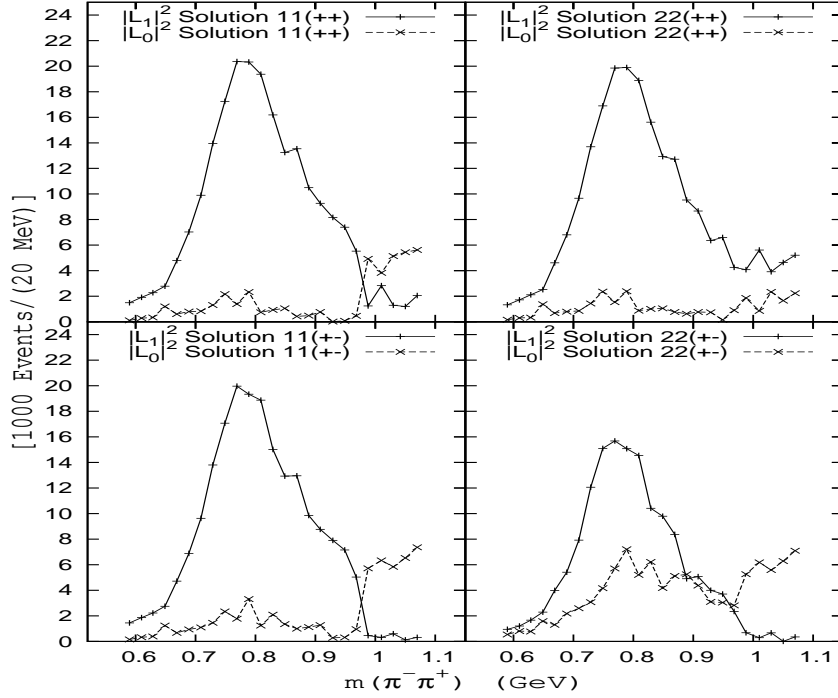


FIG. 9: Moduli $|L_0(ij)|^2$ and $|L_1(ij)|^2$ for $i, j = (1, 1), (2, 2)$. The solutions for the phase signs $++$ and $+-$ are different.

The third test are cosine conditions equivalent to phase conditions

$$\cos^2 \Phi(L_n S_n^*) + \cos^2 \Phi(U_n S_n^*) + \cos^2 \Phi(U_n L_n^*) - 2 \cos \Phi(L_n S_n^*) \cos \Phi(U_n S_n^*) \cos \Phi(U_n L_n^*) = 1 \quad (6.27)$$

All conditions are satisfied identically within the single precision calculation used by the code for all combinations of solutions $i, j = 1, 2$ for both sets $++$ and $+-$ of signs of phases. For instance, typical deviation from 1 of the trigonometric identities (6.25) are of order $10^{-5} - 10^{-7}$.

To select a physical solution we used two criteria: (1) The single flip amplitudes must dominate non-flip amplitudes due to the pion exchange dominance at small t . (2) The amplitudes L_1 and U_1 must show a clear $\rho^0(770)$ peak.

2. Unphysical solutions for helicity amplitudes

The values of $\omega(ij)_{++}$ and $\omega(ij)_{+-}$ calculated from (6.21) show random variations as a function of dipion mass for all solution sets $i, j = 1, 2$ and signs of phases. All amplitudes exhibit the same random behaviour and do not show the required resonant Breit-Wigner behaviour at $\rho^0(770)$ resonance. Moreover, the non-flip amplitude L_0 has magnitude comparable to or larger than the flip amplitude L_1 . These solutions with $\cos \omega \neq 0$ and $\sin \omega \neq 0$ are rejected as unphysical.

The two values for $\sin \omega = \pm 1$ from (6.22) correspond to $\omega_{ij,++} = \pm \pi/2$ and $\omega_{ij,+-} = \pm \pi/2$ for all solution sets $i, j = 1, 2$. The solutions with $\sin \omega = +1$ are excluded because they require that the non-flip amplitude L_0 is larger than the flip amplitude L_1 . Because $\cos \omega = 0$ and the amplitudes S_0 and S_1 do not depend on $\sin \omega$, both solutions $\sin \omega = \pm 1$ give $|S_0|^2 = |S_1|^2 = I_S/2$

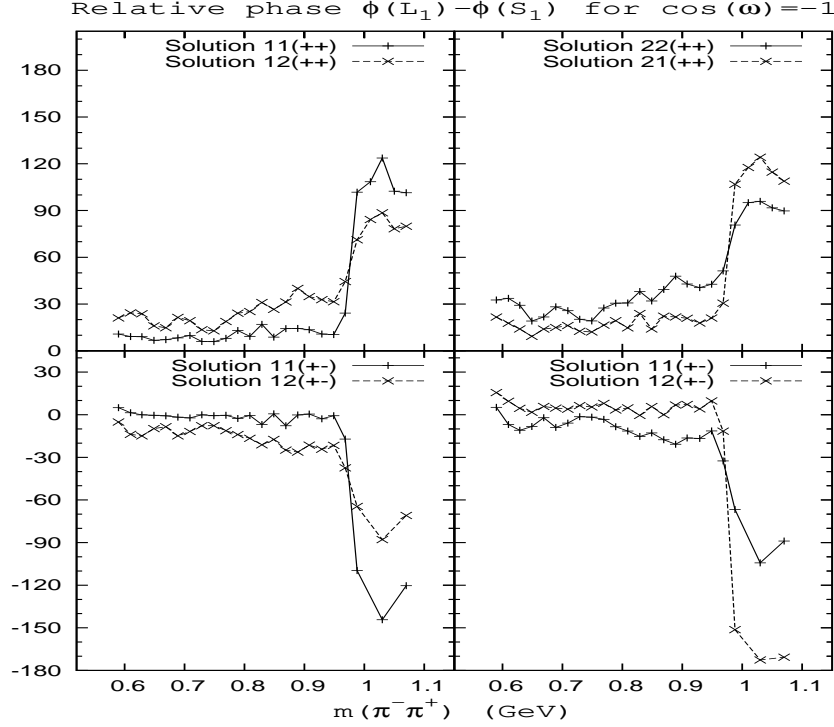


FIG. 10: Relative phase $\Phi(L_1) - \Phi(S_1)$ for $i, j = (1, 1), (2, 2)$. The solutions for the phase signs $++$ and $+-$ are different.

where I_S is S -wave intensity. As a result, both values $\sin \omega = \pm 1$ are unphysical for any solution set $i, j = 1, 2$ and signs of phases $++$ and $+-$.

The solutions with $\cos \omega = +1$ ($\omega = 0$) from (6.23) require that $|S_1|^2 < |S_0|^2$ and $|L_1|^2 < |L_0|^2$ for any solution set $i, j = 1, 2$ and signs of phases. The magnitudes of S_1 are small compared to magnitudes of S_0 , in contradiction with the pion exchange dominance. These solutions are thus excluded as unphysical solutions.

3. Physical solutions for amplitudes S_n and L_n

In the solutions with $\cos \omega = -1$ ($\omega = \pm 180^\circ$) the pion exchange dominance is observed in all amplitudes and $|L_1|^2$ and $|U_1|^2$ show a well defined $\rho^0(770)$ peak. The resulting amplitudes thus represent a unique solution to both helicity and transversity amplitudes, up to signs of the phases Φ_{LS} and $\bar{\Phi}_{LS}$ to be resolved by the measurements of $Im\rho_x^0$ and $Im\rho_y^0$.

Figure 8 shows the moduli of S -wave helicity amplitudes. The solutions for the phase signs $++$ and $+-$ are equal. All solutions for $|S_1(ij)|^2$, $i, j = 1, 2$ provide evidence for $\rho^0(770) - f_0(980)$ mixing in the S -wave helicity flip amplitudes. While the $\rho^0(770)$ peak stands out in Solutions $|S_1(11)|^2$ and $|S_1(21)|^2$, it is visible but somewhat obscured in the Solutions $|S_1(12)|^2$ and $|S_1(22)|^2$ by a secondary structure in the region of 900-1000 MeV.

Figure 9 shows the moduli of helicity amplitudes L_0 and L_1 . The Solutions (2, 1) and (1, 2) (not shown) are similar to Solutions (1, 1) and (2, 2), respectively. The helicity flip amplitudes $|L_1|^2$ dominate the small non-flip amplitudes with the $\rho^0(770)$ peak below 980 MeV. Above 980 MeV $|L_1|^2$ decreases rapidly while there is a sudden rise in $|L_0|^2$. These structures are associated with $f_0(980)$

resonance and support a suggestion of $\rho^0(779) - f_0(980)$ mixing in the helicity non-flip amplitude L_0 . The exception is the Solution $(2, 2)++$ where the rise is observed in $|L_1|^2$.

Figure 10 shows the relative phase $\Phi(L_1) - \Phi(S_1)$ which provide an independent evidence for $\rho^0(779) - f_0(980)$ mixing in the S -wave. In all solutions the phase is small and nearly constant below 960 MeV. Since L_1 resonates near $\rho^0(770)$ with a Breit-Wigner phase $\Phi(\rho^0)$, the phase of the amplitude S_1 must be nearly the same resonant phase. The sudden rise of the phase $\Phi(L_1) - \Phi(S_1)$ in the $f_0(980)$ mass region is due to the presence $f_0(980)$ resonance in the amplitude S_1 .

The non-flip amplitudes $|S_0|^2$ are very small and nearly constant. As a result we find $|S_1|^2 \approx I_S$ for all solutions $i, j = 1, 2$. Using (4.9) this means that

$$|S_1^0|^2 \approx |S_1|^2 \quad (6.28)$$

There is also a clear similarity between the phase $\Phi(L_1) - \Phi(S_1)$ and the phases Φ_{LS} and $\bar{\Phi}_{LS}$ which implies that

$$\Phi(L_1^0) - \Phi(S_1^0) \approx \Phi(L_1) - \Phi(S_1) \quad (6.29)$$

The extrapolation of S_1 to $\rho_y^0 = 0$ obtained in the analysis of unpolarized target data carries nearly as much information as the exact amplitude from analysis of polarized target data.

E. A note on $\pi\pi$ scattering amplitudes

The residues of the single flip helicity amplitudes S_1 and L_1 at the pion pole $t = \mu^2$ in the unphysical region are related to the S -wave and P -wave partial wave amplitudes f_S and f_P in $\pi^-\pi^+ \rightarrow \pi^-\pi^+$ scattering. Analyticity and unitarity of $\pi\pi$ scattering amplitudes (Roy equations) exclude a rho-like resonance in the S -wave [8]. Past extrapolations of unpolarized target data to the pion pole produced a residue of $|S_1^0(2, t = \mu^2, m)|^2$ with a broad structure in dipion mass below 900 MeV without any evidence for a rho-like resonance while the residue of $|S_1^0(1, t = \mu^2, m)|^2$ showed the $\rho^0(770)$ -like peak. The question arises whether the extrapolation of our single flip amplitudes $|S_1^0(2, t, m)|^2$ or $|S_1(12, t, m)|^2$ and $|S_1(22, t, m)|^2$ to the pion pole preserves the $\rho^0(770)$ peak or smears it out. The broad shapes of moduli $|S_1^0(2)|^2$, $|S_1(12)|^2$ and $|S_1(22)|^2$ are all very similar and strongly suggest that an extrapolation of these Solutions to the pion pole will show a broad structure consistent with previous extrapolations of unpolarized data. In this regard our results agree with the previous $\pi\pi$ scattering data analyses.

Roy equations only inform us that we should use the extrapolation of $|S_1^0(2, t, m)|^2$ and not that of $|S_1^0(1, t, m)|^2$, or extrapolations of $|S_1(12, t, m)|^2$ and $|S_1(22, t, m)|^2$ and not those of $|S_1(11, t, m)|^2$ and $|S_1(21, t, m)|^2$, to calculate $\pi\pi$ scattering amplitudes. Roy equations have nothing to say about the physical amplitudes and intensities in $\pi^-p \rightarrow \pi^-\pi^+n$ scattering process itself. Roy equations thus cannot be used to select and reject solutions for physical intensities and amplitudes in the $\pi^-p \rightarrow \pi^-\pi^+n$ scattering, and so deny any physical meaning to the multiple solutions for amplitudes which may have - and actually do have - such a meaning apart from and outside of the $\pi\pi$ scattering theory.

VII. $\rho^0(770) - f_0(980)$ MIXING AND LORENTZ SYMMETRY.

It is generally expected that the position and the width of the $\rho^0(770)$ peak as observed in the spin averaged cross-section will be faithfully reproduced on the level of spin amplitudes. The CERN data on polarized target show that this is not the case. From Figures 2, 11 and 12 we see that the $\rho^0(770)$ production is suppressed in all target spin "up" amplitudes while the target spin

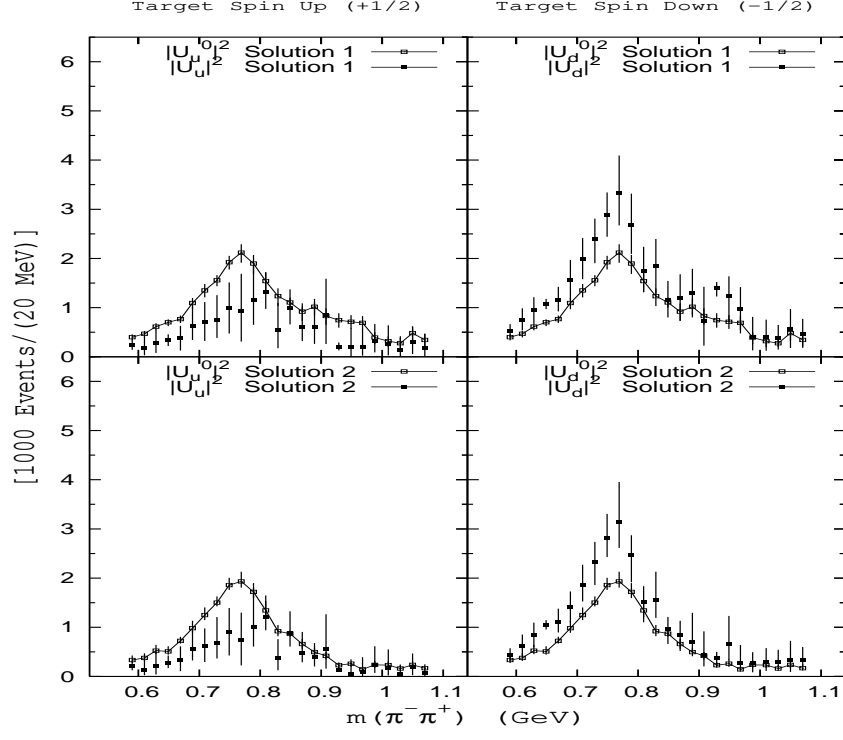


FIG. 11: Moduli of P -wave amplitudes $|U_\tau|^2$ and $|U_\tau^0|^2$ from Analyses I and II (with line).

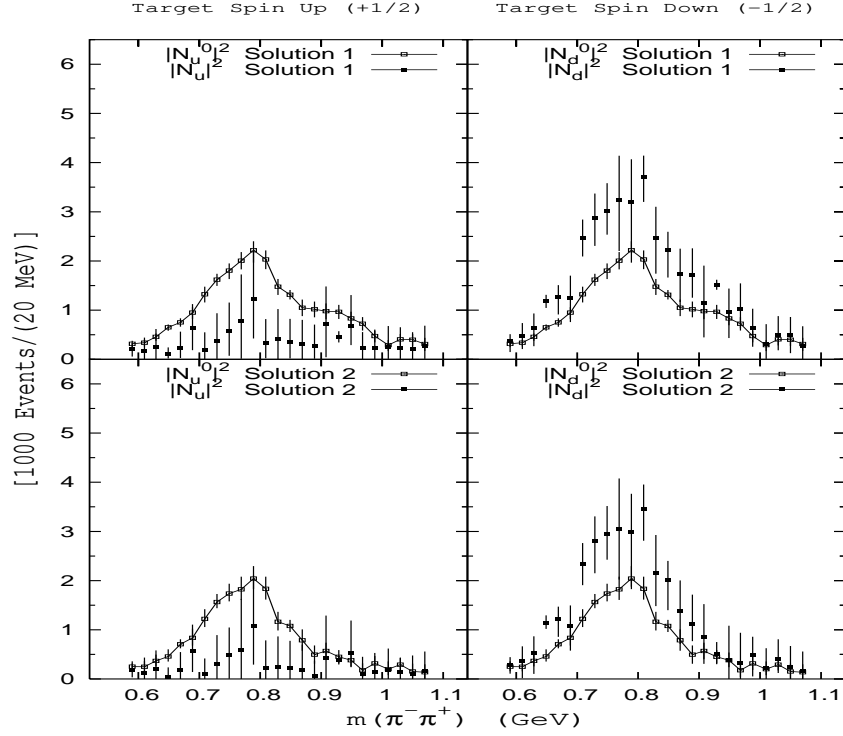


FIG. 12: Moduli of P -wave amplitudes $|N_\tau|^2$ and $|N_\tau^0|^2$ from Analyses I and II (with line).

"down" spectra dominate the $\rho^0(770)$ production. The width at half-height of the peaks in the longitudinal spectra $|L_u|^2$ and $|L_d|^2$ is the expected ~ 150 MeV. However, the $\rho^0(770)$ width shows different values in different transverse spectra. In the spin "down" spectra the $\rho^0(770)$ width is narrower at ~ 120 MeV in $|U_d|^2$ but wider at ~ 180 MeV in $|N_d|^2$. These values are reversed in the spin "up" spectra with ~ 180 MeV and ~ 120 MeV in amplitudes $|U_u|^2$ and $|N_u|^2$, respectively. Such large variations in the $\rho^0(770)$ width are entirely unexpected and appear anomalous.

The rotational symmetry of strong interactions requires that the width and mass of a resonance do not depend on its helicity. It also prevents the mixing of scalar and vector resonances in the same partial wave with a definite spin J . If rotational symmetry was broken in pion production then the widths of $\rho^0(770)$ in the P -wave amplitudes L_τ , U_τ and N_τ could differ and $\rho^0(770) - f_0(980)$ mixing could occur in both S - and P -wave amplitudes.

But how realistic is the hypothesis that rotational invariance is violated in pion production? The breaking of rotational symmetry implies a breaking of Lorentz symmetry. In 2001, Gale and collaborators examined vector - scalar mixing of $\rho^0(770) - a_0(980)$ resonances in dilepton production in hot and dense matter. The medium-induced breaking of rotational and Lorentz symmetry leads to mixing of different spin states even when the interaction Lagrangian respects all required symmetry properties [25]. Their work inspired the idea to test rotational and Lorentz symmetry in CERN data on $\pi^- p \rightarrow \pi^- \pi^+ n$ on polarized target.

To test the rotational symmetry we need information on transversity amplitudes H_τ^λ with definite dipion helicity $\lambda = 0, \pm 1$. The transverse amplitudes U_τ and N_τ are a mix of transverse amplitudes with dipion helicities $\lambda = +1$ and -1 , and thus are not suitable to test the rotational symmetry. The required amplitudes with transverse helicities H_τ^{+1} and H_τ^{-1} are related to the amplitudes U_τ and N_τ [9, 26]

$$\begin{aligned} H_\tau^{+1} &= \frac{1}{\sqrt{2}}(U_\tau + N_\tau) \\ H_\tau^{-1} &= \frac{1}{\sqrt{2}}(U_\tau - N_\tau) \end{aligned} \quad (7.1)$$

Their partial wave intensities and polarizations can be calculated from the data on polarized target

$$\begin{aligned} I(H_\tau) &= |H_\tau^{+1}|^2 + |H_\tau^{-1}|^2 = |U_\tau|^2 + |N_\tau|^2 \\ P(H_\tau) &= 2\text{Re}(H_\tau^{+1} H_\tau^{-1*}) = |U_\tau|^2 - |N_\tau|^2 \end{aligned} \quad (7.2)$$

For amplitudes with zero helicity we have longitudinal amplitudes L_τ . It is convenient to relabel them as $H_\tau^0 \equiv L_\tau$. Their moduli squared shown in Figure 2 are then the longitudinal intensities

$$I(H_\tau^0) = |H_\tau^0|^2 \quad (7.3)$$

Figures 13 and 14 show the transverse intensities $I(H_d)$ and $I(H_u)$ for two solutions (1,1) and (2,2). The intensities show a clear peak with the same width at half-height of ~ 150 MeV for both target spins in both solutions. This transverse $\rho^0(770)$ width is exactly the same as the longitudinal width at half-height in the intensities $I(H_d^0)$ and $I(H_u^0)$. This indicates that the $\rho^0(770)$ poles in all helicity amplitudes H_u^λ, H_d^λ , $\lambda = 0, \pm 1$ have the same width ~ 150 MeV.

To explain the large differences in the $\rho^0(770)$ width observed in the spectra $|U_d|^2$ and $|N_d|^2$ we note from (7.2)

$$\begin{aligned} |U_\tau|^2 &= \frac{1}{2}(I(H_\tau) + P(H_\tau)) \\ |N_\tau|^2 &= \frac{1}{2}(I(H_\tau) - P(H_\tau)) \end{aligned} \quad (7.4)$$

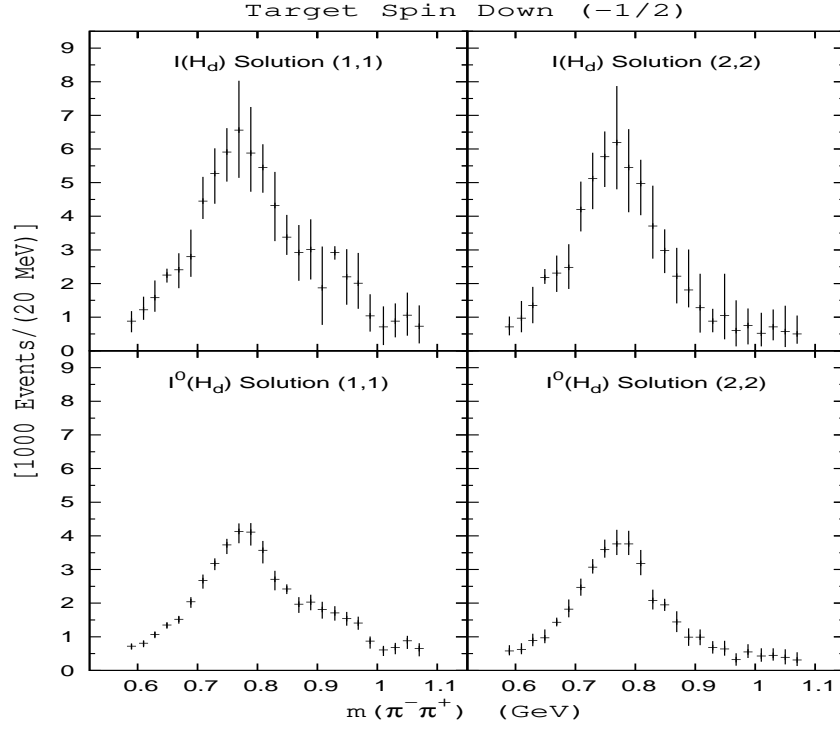


FIG. 13: Solutions (1,1) and (2,2) for the intensities $I(H_d)$ and $I^0(H_d)$ from Analyses I and II.

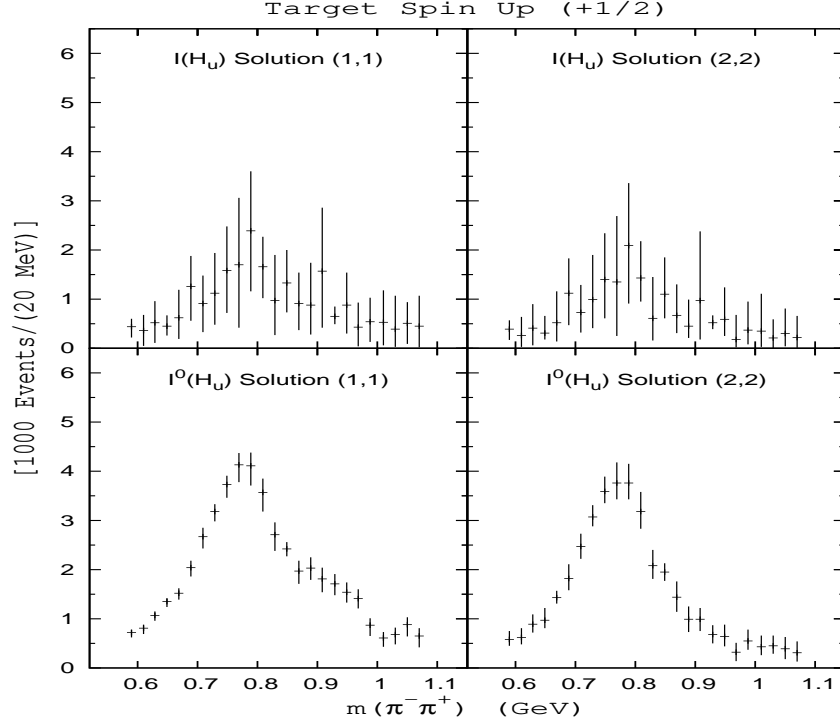


FIG. 14: Solutions (1,1) and (2,2) for the intensities $I(H_u)$ and $I^0(H_u)$ from Analyses I and II.

The calculated polarization $P(H_d)$ is negative and broad in the $\rho^0(770)$ mass region. As the result of the opposite signs of $P(H_d)$ in (7.4), the $\rho^0(770)$ width is narrower in $|U_d|^2$ and wider in $|N_d|^2$. The calculated polarization $P(H_u)$ is positive and broad around the $\rho^0(770)$ mass and therefore it has an opposite effect on their widths, as observed. Thus the apparent difference in resonance widths in the amplitudes $|U_\tau|^2$ and $|N_\tau|^2$ is entirely due to the interference of the amplitudes H_d^{+1} and H_d^{-1} .

Figures 11 and 12 show also the results for amplitudes $|U_\tau^0|^2$ and $|N_\tau^0|^2$ from the Analysis II. It is remarkable that in this analysis the resonance widths at half-height in both amplitudes and in both Solutions 1,2 are the same at ~ 150 MeV. From (7.4) this implies $P^0(H_\tau) = |U_\tau^0|^2 - |N_\tau^0|^2 \approx 0$, as observed in Figures 11 and 12. The same widths are therefore observed also in both solutions (1,1) and (2,2) for the transverse intensities $I^0(H_d) = |U_d^0|^2 + |N_d^0|^2 = I^0(H_u)$ in Figures 13 and 14.

We conclude from these tests in the Analyses I and II that the production mechanism conserves rotational/Lorentz symmetry. In contrast, the spin mixing mechanism responsible for $\rho^0(770) - f_0(980)$ mixing spontaneously violates this symmetry in the measured amplitudes. While the production mechanism is governed by the S -matrix dynamics of the Standard Model, the spin mixing mechanism must be governed by a different dynamics outside of the Standard Model.

VIII. CONCLUSIONS AND OUTLOOK.

We have presented experimental evidence for $\rho^0(770) - f_0(980)$ mixing in S - and P -wave transversity amplitudes in $\pi^- p \rightarrow \pi^- \pi^+ n$ from both polarized and unpolarized target data measured at CERN. A model independent determination of S - and P -wave helicity amplitudes confirms the evidence from transversity amplitudes and specifies the relative phase of amplitudes with opposite transversities. All three analyses yield mutually consistent results. We show that the measurements of $Im\rho_x^0$ and $Im\rho_z^0$ resolve the sign ambiguity of relative phases. As a result, there are four sets of transversity amplitudes and four sets of helicity amplitudes.

The principal difference between the Analyses I. and II. is the spin dependence of the moduli $|A_\tau|^2$. In the Analysis I. the spin *up* moduli $|A_u|^2$ are suppressed compared to the spin *down* moduli $|A_d|^2$ while in the analysis II. these moduli are equal $|A_u|^2 = |A_d|^2$. The suppression of $|A_u|^2$ in the Analysis I. is a part of a more complex spin dependence of the amplitudes $|A_\tau|^2$ which show oscillations as a function of momentum transfer t in the $\rho^0(770)$ mass region [31].

The amplitude Analyses I and II provide the first direct experimental evidence for the independence of the width of a resonance on its helicity expected theoretically from the rotational symmetry of strong interactions. Since the interactions in the Standard Model do not violate Lorentz symmetry then the observed $\rho^0(770) - f_0(980)$ mixing must arise from a different kind of interaction involved in the pion creation process. In two related papers [26, 27] we propose to identify this new kind of interaction with a non-unitary interaction of the produced S -matrix final state $\rho_f(S)$ with a quantum environment E . The four sets of transversity amplitudes and the four sets of helicity amplitudes provide two equivalent descriptions of this non-unitary interaction for dipion masses below 1080 MeV.

Determination of the phases of natural exchange amplitudes and the resolution of sign ambiguities in the phases Φ_{SL} and $\bar{\Phi}_{SL}$.

The S - and P -wave density matrix elements $Im\rho_x^0$ and $Im\rho_z^0$ involve interferences between reduced unnatural and natural exchange amplitudes of opposite transversity shown in Table I.. First we shall show that the elements $Im(\rho_x^0)_{s1}^{01}$ and $Im(\rho_z^0)_{s1}^{01}$ determine the phases $\alpha_N = \Phi_{N_u} - \Phi_{S_d}$

and $\bar{\alpha}_N = \Phi_{N_d} - \Phi_{S_u}$ of the natural exchange amplitudes N and \bar{N} , respectively, with a two-fold ambiguity for each set of moduli $|N(i)|, |\bar{N}(j)|, i, j, = 1, 2$. From the Table I. and (2.6) we have

$$r_1 = \sqrt{2} \text{Im}(\rho_x^0)_{s1}^{01} \Sigma = \text{Re}(-|S|\bar{N}^* + N|\bar{S}|) = -|S||\bar{N}| \cos \bar{\alpha}_N + |N||\bar{S}| \cos \alpha_N \quad (1)$$

$$s_1 = \sqrt{2} \text{Im}(\rho_z^0)_{s1}^{01} \Sigma = \text{Im}(|S|\bar{N}^* - N|\bar{S}|) = -|S||\bar{N}| \sin \bar{\alpha}_N - |N||\bar{S}| \sin \alpha_N$$

where $\Sigma = d^2\sigma/dm dt$. From (1) we can solve for $\cos \alpha_N$ and $\sin \alpha_N$

$$\begin{aligned} \cos \alpha_N &= \frac{1}{|N||\bar{S}|} \left(r_1 + |S||\bar{N}| \cos \bar{\alpha}_N \right) \\ \sin \alpha_N &= \frac{-1}{|N||\bar{S}|} \left(s_1 + |S||\bar{N}| \sin \bar{\alpha}_N \right) \end{aligned} \quad (2)$$

Substituting into $\cos^2 \alpha_N + \sin^2 \alpha_N = 1$ we find

$$\cos \bar{\alpha}_N = \frac{1}{2|S||\bar{N}|r_1} \left(A - 2|S||\bar{N}|s_1 \sin \bar{\alpha}_N \right) \quad (3)$$

where

$$A = |N|^2|\bar{S}|^2 - |S|^2|\bar{N}|^2 - (r_1^2 + s_1^2)$$

Substituting into $\cos^2 \bar{\alpha}_N + \sin^2 \bar{\alpha}_N = 1$ yields a quadratic equation for $\sin \bar{\alpha}_N$ with two solutions

$$\sin \bar{\alpha}_N = \frac{A}{2|S||\bar{N}|(r_1^2 + s_1^2)} \left(s_1 \pm r_1 \sqrt{B-1} \right) \quad (4)$$

where

$$B = \frac{4|S|^2|\bar{N}|^2(r_1^2 + s_1^2)}{A^2}$$

From (4) we can now calculate $\cos \bar{\alpha}_N$

$$\cos \bar{\alpha}_N = \frac{A}{2|S||\bar{N}|(r_1^2 + s_1^2)} \left(r_1 \mp s_1 \sqrt{B-1} \right) \quad (5)$$

and from (3) we obtain

$$\begin{aligned} \cos \alpha_N &= \frac{A}{2|N||\bar{S}|(r_1^2 + s_1^2)} \left(r_1 C \mp s_1 \sqrt{B-1} \right) \\ \sin \alpha_N &= \frac{-A}{2|N||\bar{S}|(r_1^2 + s_1^2)} \left(s_1 C \pm r_1 \sqrt{B-1} \right) \end{aligned} \quad (6)$$

where

$$C = \frac{A + 2(r_1^2 + s_1^2)}{A}$$

Note that for each set of moduli $|A(i)|, |\bar{A}(j)|, i, j = 1, 2$ the two solutions for the phases $\alpha_N(ij, \sigma), \bar{\alpha}_N(ij, \sigma)$ depend i, j and the sign $\sigma = \pm 1$ in (4) but do not depend the sign ambiguities $\epsilon, \bar{\epsilon}$ of amplitudes $A = L, U$ in (3.19). As a result, the amplitudes $N(ij, \sigma)$ and $\bar{N}(ij, \sigma)$ do not depend on signs $\epsilon, \bar{\epsilon}$.

We shall now show that for each set of the moduli i, j only one solution $N(ij, \sigma)$ and $\bar{N}(ij, \sigma)$ is consistent with the remaining equations from the Table I. and that this solution resolves the four-fold sign ambiguity in relative phases of unnatural exchange amplitudes L and U . To this end we introduce a convenient notation for real and imaginary parts of reduced transversity amplitudes $A = L, U, N$

$$\begin{aligned} A &= A_1 + iA_2 = |A| \cos \alpha_A + i|A| \sin \alpha_A \\ \bar{A} &= \bar{A}_1 + i\bar{A}_2 = |\bar{A}| \cos \bar{\alpha}_A + i|\bar{A}| \sin \bar{\alpha}_A \end{aligned} \quad (7)$$

where the phases $\alpha_A = \alpha_A(i, \epsilon)$ and $\bar{\alpha}_A = \bar{\alpha}_A(j, \bar{\epsilon})$ for amplitudes $A = L, U$ are given by (3.19). The equations for the remaining density matrix elements from the Table I. then take the form

$$\begin{aligned} r_2 &= \sqrt{2} \text{Im}(\rho_x^0)_{01}^{11} \Sigma = \bar{L}_1 N_1 + \bar{L}_2 N_2 - L_1 \bar{N}_1 - L_2 \bar{N}_2 \\ s_2 &= \sqrt{2} \text{Im}(\rho_z^0)_{01}^{11} \Sigma = \bar{L}_2 N_1 - \bar{L}_1 N_2 + L_2 \bar{N}_1 - L_1 \bar{N}_2 \end{aligned} \quad (8)$$

$$\begin{aligned} r_3 &= -\text{Im}(\rho_x^0)_{-11}^{11} \Sigma = \bar{U}_1 N_1 + \bar{U}_2 N_2 - U_1 \bar{N}_1 - U_2 \bar{N}_2 \\ s_3 &= -\text{Im}(\rho_z^0)_{-11}^{11} \Sigma = \bar{U}_2 N_1 - \bar{U}_1 N_2 + U_2 \bar{N}_1 - U_1 \bar{N}_2 \end{aligned} \quad (9)$$

The equations (8) and (9) are four linear equations for four unknowns $N_1, N_2, \bar{N}_1, \bar{N}_2$ with four solutions $N_1(ij, \epsilon, \bar{\epsilon})$, $N_2(ij, \epsilon, \bar{\epsilon})$, $\bar{N}_1(ij, \epsilon, \bar{\epsilon})$ and $\bar{N}_2(ij, \epsilon, \bar{\epsilon})$ corresponding to $\epsilon = \pm 1$ and $\bar{\epsilon} = \pm 1$. One of these four solutions of (8) and (9) must be equal to one of the solutions of (1). To be specific, let us suppose that this physical solution for $N(ij, \sigma)$, $\bar{N}(ij, \sigma)$ is the solution with the positive sign $\sigma = +1$ in (4). It corresponds to some specific signs ϵ^+ and $\bar{\epsilon}^+$ so let us label all amplitudes in this solution A^+, \bar{A}^+ . We now show that the amplitudes N^-, \bar{N}^- for the other solution with $\sigma = -1$ cannot be a solution of (8) and (9) for any choice of signs ϵ and $\bar{\epsilon}$ of the phases in (3.19).

To prove this statetement let us suppose the contrary and assume that the amplitudes N^-, \bar{N}^- satisfy (8) and (9) for some amplitudes A^-, \bar{A}^- , $A = L, U$ from (3.19) corresponding to particular values of signs ϵ^- and $\bar{\epsilon}^-$. Since the amplitudes A^-, \bar{A}^- , $A = L, U$ differ from the amplitudes A^+, \bar{A}^+ , $A = L, U$ only in the sign of phases, their real parts are the same and the imaginary parts differ at most by sign

$$A_2^- = \lambda A_2^+, \quad \bar{A}_2^- = \bar{\lambda} \bar{A}_2^+, \quad A = L, U \quad (10)$$

where $\lambda = \pm 1, \bar{\lambda} = \pm 1$. In the next step we subtract the set of equations with amplitudes N^-, \bar{N}^- from the set with amplitudes N^+, \bar{N}^+ and get a homogeneous set of equations

$$\begin{aligned} \bar{L}_1^+(N_1^+ - N_1^-) + \bar{L}_2^+(N_2^+ - \bar{\lambda} N_2^-) - L_1^+(\bar{N}_1^+ - \bar{N}_1^-) - L_2^+(\bar{N}_2^+ - \lambda \bar{N}_2^-) &= 0 \\ \bar{L}_2^+(N_1^+ - \bar{\lambda} N_1^-) - \bar{L}_1^+(N_2^+ - N_2^-) + L_2^+(\bar{N}_1^+ - \lambda \bar{N}_1^-) - L_1^+(\bar{N}_2^+ - \bar{N}_2^-) &= 0 \end{aligned} \quad (11)$$

$$\begin{aligned} \bar{U}_1^+(N_1^+ - N_1^-) + \bar{U}_2^+(N_2^+ - \bar{\lambda} N_2^-) - U_1^+(\bar{N}_1^+ - \bar{N}_1^-) - U_2^+(\bar{N}_2^+ - \lambda \bar{N}_2^-) &= 0 \\ \bar{U}_2^+(N_1^+ - \bar{\lambda} N_1^-) - \bar{U}_1^+(N_2^+ - N_2^-) + U_2^+(\bar{N}_1^+ - \lambda \bar{N}_1^-) - U_1^+(\bar{N}_2^+ - \bar{N}_2^-) &= 0 \end{aligned} \quad (12)$$

We now write (6) in the form

$$\begin{aligned} \cos \alpha_N^\pm &= \frac{1}{|N|} (a_1 r_1 \mp a_2 s_1) \\ \sin \alpha_N^\pm &= \frac{1}{|N|} (a_1 s_1 \pm a_2 r_1) \end{aligned} \quad (13)$$

and calculate differences and sums

$$N_1^+ - N_1^- = -2a_2s_1, \quad N_1^+ + N_1^- = +2a_1r_1 \quad (14)$$

$$N_2^+ - N_2^- = +2a_2r_1, \quad N_1^+ + N_1^- = +2a_1s_1$$

We can write similar expressions for amplitudes \overline{N}^+ and \overline{N}^- by replacing the parameters a_1, a_2 in (14) with parameters $\overline{a}_1, \overline{a}_2$ corresponding to the form (13) of the equations (5) and (4) for $\cos \overline{\alpha}_N$ and $\sin \overline{\alpha}_N$.

We now examine the equations (11) and (12) for each possible choice of λ and $\overline{\lambda}$. The case $\lambda = \overline{\lambda} = +1$ is excluded as the amplitudes N^-, \overline{N}^- cannot satisfy the same system as the amplitudes N^+, \overline{N}^+ . For the case with $\lambda = \overline{\lambda} = -1$ the equations (11) and (12) take the form

$$s_1 \left(-\overline{L}_1^+ a_2 + \overline{L}_2^+ a_1 + L_1^+ \overline{a}_2 - L_2^+ \overline{a}_1 \right) = 0 \quad (15)$$

$$r_1 \left(-\overline{L}_1^+ a_2 + \overline{L}_2^+ a_1 - L_1^+ \overline{a}_2 + L_2^+ \overline{a}_1 \right) = 0$$

$$s_1 \left(-\overline{U}_1^+ a_2 + \overline{U}_2^+ a_1 + U_1^+ \overline{a}_2 - U_2^+ \overline{a}_1 \right) = 0 \quad (16)$$

$$r_1 \left(-\overline{U}_1^+ a_2 + \overline{U}_2^+ a_1 - U_1^+ \overline{a}_2 + U_2^+ \overline{a}_1 \right) = 0$$

The terms in the parentheses are all different. In particular, the large differences between the moduli $|L|, |\overline{L}|$ and $|U|, |\overline{U}|$ mean large differences in the parentheses for r_1 at least one of which must be non-zero. Since r_1 has been measured in the CERN experiments on polarized targets and it is non-zero, the equations (15) and (16) cannot be satisfied and this case is excluded.

For the case $\lambda = +1$ and $\overline{\lambda} = -1$ the equations (11) and (12) read

$$\left(-\overline{L}_1^+ a_2 + \overline{L}_2^+ a_1 + L_1^+ \overline{a}_2 \right) s_1 - \left(L_2^+ \overline{a}_2 \right) r_1 = 0 \quad (17)$$

$$\left(-\overline{L}_1^+ a_2 + \overline{L}_2^+ a_1 - L_1^+ \overline{a}_2 \right) r_1 - \left(L_2^+ \overline{a}_2 \right) s_1 = 0$$

$$\left(-\overline{U}_1^+ a_2 + \overline{U}_2^+ a_1 + U_1^+ \overline{a}_2 \right) s_1 - \left(U_2^+ \overline{a}_2 \right) r_1 = 0 \quad (18)$$

$$\left(-\overline{U}_1^+ a_2 + \overline{U}_2^+ a_1 - U_1^+ \overline{a}_2 \right) r_1 - \left(U_2^+ \overline{a}_2 \right) s_1 = 0$$

Combining the first two and the last two equations we obtain two equations of interest

$$\left(-\overline{L}_1^+ a_2 + \overline{L}_2^+ a_1 + L_1^+ \overline{a}_2 \right) s_1^2 = \left(-\overline{L}_1^+ a_2 + \overline{L}_2^+ a_1 - L_1^+ \overline{a}_2 \right) r_1^2 \quad (19)$$

$$\left(-\overline{U}_1^+ a_2 + \overline{U}_2^+ a_1 + U_1^+ \overline{a}_2 \right) s_1^2 = \left(-\overline{U}_1^+ a_2 + \overline{U}_2^+ a_1 - U_1^+ \overline{a}_2 \right) r_1^2$$

The terms in the parentheses are all different. The parentheses for amplitudes L, \overline{L} and amplitudes U, \overline{U} are not proportional to each other since the phases of L, \overline{L} and U, \overline{U} are 180° out of phase, as seen in Fig. 7. Moreover, as we have discussed in Section VII., the moduli of these amplitudes have different $\rho^0(770)$ widths and structures around $f_0(980)$. The equations (17) and (18) thus cannot be satisfied and this case is excluded. The analysis of the case $\lambda = -1$ and $\overline{\lambda} = +1$ is similar with the same conclusion. The solution N^+, \overline{N}^+ selects a unique set of phases of amplitudes L, U and $\overline{L}, \overline{U}$ corresponding to ϵ^+ and $\overline{\epsilon}^+$. The equations (8) and (9) change when the phases of these amplitudes change sign. The change results in a different solution for amplitudes N, \overline{N} which is not compatible with the data in (1).

We conclude that the measurements of S - and P -wave density matrix elements $Im\rho_x^0$ and $Im\rho_z^0$ unambiguously select a unique solution for S - and P -wave reduced transversity amplitudes. For any set i, j of solutions for the moduli there exists only one solution for the phases of natural exchange amplitudes and only one set of signs of phases of unnatural exchange amplitudes in (3.19). The corresponding solution of equations (8) and (9) for $N_1, N_2, \bar{N}_1, \bar{N}_2$ is the only solution that satisfies the conditions $|N(i)|^2 = N_1^2 + N_2^2$ and $|N(j)|^2 = \bar{N}_1^2 + \bar{N}_2^2$.

-
- [1] A.R. Erwin, R. March, W.D. Walker and E. West, *Evidence for a $\pi\pi$ Resonance in the $I = 1, J = 1$ State*, Phys.Rev.Lett. **6**, 628 (1961).
 - [2] V. Hagopian and W. Selow, *Experimental Evidence on $\pi\pi$ Scattering Near the ρ^0 and f^0 Resonances from $\pi^- + p \rightarrow \pi + \pi + \text{nucleon}$ at 3 BeV/c*, Phys.Rev.Lett. **10**, 533 (1963).
 - [3] M.M. Islam and R. Pinn, *Study of $\pi^-\pi^+$ System in $\pi^- + p \rightarrow \pi^- + \pi^+ + n$ Reaction*, Phys.Rev.Lett. **12**, 310 (1964).
 - [4] S.H. Patil, *Analysis of the S -wave in $\pi\pi$ Interactions*, Phys.Rev.Lett. **13**, 261 (1964).
 - [5] L. Durand III and Y.T. Chiu, *Decay of the ρ^0 Meson and the Possible Existence of a $T = 0$ Scalar Di-Pion*, Phys.Rev.Lett. **14**, 329 (1965).
 - [6] J.P. Baton et al., *Single Pion Production in π^-p Interactions at 2.75 GeV/c*, Nuovo Cimento **35**, 713 (1965).
 - [7] W.D. Apel et al., *Results on $\pi\pi$ Interaction in the Reaction $\pi^-p \rightarrow \pi^0\pi^0n$ at 8 GeV/c*, Phys.Lett. **B41**, 542 (1972).
 - [8] M.R. Pennington and S.D. Protopopescu, *How Roy's Equations Resolve Up-Down Ambiguity and Reproduce S^* Resonance*, Phys.Rev. **D7**, 2591 (1973).
 - [9] G. Lutz and K. Rybicki, *Nucleon Polarization in the Reaction $\pi^-p \rightarrow \pi^-\pi^+n$* , Max Planck Institute for Physics and Astrophysics, Report MPI-PAE/Exp.El.75, 1978 (unpublished).
 - [10] H. Becker et al., *Measurement and Analysis of Reaction $\pi^-p \rightarrow \rho^0n$ on Polarized Target*, Nucl.Phys. **B150**, 301 (1979).
 - [11] H. Becker et al., *A Model Independent Partial-wave Analysis of the $\pi^+\pi^-$ System Produced at Low Four-momentum Transfer in the Reaction $\pi^-p \rightarrow \pi^+\pi^-n$ at 17.2 GeV/c*, Nucl.Phys. **B151**, 46 (1979).
 - [12] V. Chabaud et al., *Experimental Indications for a 2^{++} non- $\bar{q}q$ object*, Nucl.Phys. **B223**, 1 (1983).
 - [13] K. Rybicki and I. Sakrejda, *Indication for a Broad $J^{PC} = 2^{++}$ Meson at 840 MeV Produced in the Reaction $\pi^-p \rightarrow \pi^-\pi^+n$ at High $|t|$* , Zeit.Phys. **C28**, 65 (1985).
 - [14] K. Rybicki, *Data Tables of Spin Moments Measured in $\pi^-p \rightarrow \pi^-\pi^+n$ on Polarized Target at 17.2 GeV/c for Dipion Masses 580 - 1600 MeV and Four-momentum Transfers $-t=0.01 - 0.20$ (GeV/c) 2* , private communication, 1996.
 - [15] A. de Lesquen, L. van Rossum, M. Svec et al., *Measurement of the Reaction $\pi^+n \rightarrow \pi^+\pi^-p$ at 5.98 and 11.85 GeV/c Using a Transversely Polarized Deuteron Target*, Phys.Rev. **D32**, 4355 (1985).
 - [16] M. Svec, A. de Lesquen and L. van Rossum, *Amplitude Analysis of Reaction $\pi^+n \rightarrow \pi^+\pi^-p$ at 5.98 and 11.85 GeV/c*, Phys.Rev. **D45**, 55 (1992).
 - [17] ITEP Collaboration, I.G. Alekseev et al., *Study of the Reaction $\pi^-p \rightarrow \pi^-\pi^+n$ on the Polarized Proton Target at 1.78 GeV/c: Experiment and Amplitude Analysis*, Nucl.Phys. **B541**, 3 (1999).
 - [18] J.T. Donohue and Y. Leroyer, *Is There a Narrow σ under ρ^0 ?*, Nucl.Phys. **B158**, 123 (1979).
 - [19] M. Svec, in *SPIN 84, Observation of a $0^{++}(750)$ Gluonium Candidate in Measurements of $\pi^+n \rightarrow \pi^+\pi^-p$ on Polarized Target at 5.98 and 11.85 GeV/c*, J.Phys. (Paris) Colloq. **46**, C2 - 281 (1985).
 - [20] M. Svec, A. de Lesquen and L. van Rossum, *Evidence for a Scalar State $I=0$ $0^{++}(750)$ from Measurements of $\pi N \rightarrow \pi^+\pi^-N$ on a Polarized Target at 5.98, 11.85 and 17.2 GeV/c*, Phys.Rev. **D46**, 949 (1992).
 - [21] M. Svec, *Study of $\sigma(750)$ and $\rho^0(770)$ Production in Measurements of $\pi N \rightarrow \pi^+\pi^-N$ on a Polarized Target at 5.98, 11.85 and 17.2 GeV/c*, Phys.Rev. **D53**, 2343 (1996).
 - [22] M. Svec, *Mass and Width of the $\sigma(750)$ Scalar Meson from Measurements of $\pi N \rightarrow \pi^-\pi^+N$ on Polarized Target*, Phys.Rev. **D55**, 5727 (1997).
 - [23] M. Svec, *Evidence for a Narrow $\sigma(770)$ Resonance and its Suppression in $\pi\pi$ Scattering from Measurements of $\pi^-p \rightarrow \pi^-\pi^+n$ on Polarized Target at 17.2 GeV/c*, hep-ph/0210249.

- [24] BNL E852 Collaboration, J. Gunter *et al.*, *Partial Wave Analysis of the $\pi^0\pi^0$ System Produced in π^-p Charge Exchange Collisions*, Phys.Rev. **D64**, 072003 (2001).
- [25] O. Teodorescu, A.K. Muzunder and Ch. Gale, *Effects of Meson Mixing on Dilepton Spectra*, Phys.Rev. **C63**, 034903 (2001).
- [26] M. Svec, *Evidence for the Violation of Unitary Evolution Law in Measurements of $\pi^-p \rightarrow \pi^-\pi^+n$ on Polarized Target*, 2012, to appear.
- [27] M. Svec, *Evidence for Non-unitary Evolution Law in $\pi^-p \rightarrow \pi^-\pi^+n$ and the Spin Mixing Mechanism*, 2012, to appear.
- [28] G. Grayer *et al.*, *High Statistics Study of the Reaction $\pi^-p \rightarrow \pi^-\pi^+n$: Apparatus, Method of Analysis, and General Features of Results at 17.2 GeV/c*, Nucl.Phys. **B75**, 189 (1974).
- [29] W.T. Eadie, *Statistical Methods in Experimental Physics*, Elsevier Science, 1983.
- [30] I.I. Bronshtein, K.A. Semendyayev, G. Musiol and H. Mühlig, *Handbook of Mathematics*, Springer, 2007.
- [31] M. Svec, A de Lesquen and L. van Rossum, *Spin dependence of matter creation in hadron collisions*, Phys.Rev. **42**, 934 (1990).