

Lattice study on η_{c2} and $X(3872)$

Yi-Bo Yang ^a, Ying Chen ^{ab*}, Long-Cheng Gui ^{ab}, Chuan Liu ^c,
Yu-Bin Liu ^d, Zhaofeng Liu ^{ab}, Jian-Ping Ma ^e, and Jian-Bo Zhang ^f

(CLQCD Collaboration)

^a *Institute of High Energy Physics, Chinese Academy of Sciences, Beijing 100049, P.R. China*

^b *Theoretical Center for Science Facilities, Chinese Academy of Sciences, Beijing 100049, P.R. China*

^c *School of Physics and Center for High Energy Physics, Peking University, Beijing 100871, P.R. China*

^d *School of Physics, Nankai University, Tianjin 300071, P.R. China*

^e *Institute of Theoretical Physics, Chinese Academy of Sciences, Beijing 100080, P.R. China*

^f *Department of Physics, Zhejiang University, Zhejiang 310027, P.R. China*

Properties of 2^{-+} charmonium η_{c2} are investigated in quenched lattice QCD. The mass of η_{c2} is determined to be $3.80(3)$ GeV, which is close to the mass of D -wave charmonium $\psi(3770)$ and in agreement with quark model predictions. The transition width of $\eta_{c2} \rightarrow \gamma J/\psi$ is also obtained with a value $\Gamma = 3.8(9)$ keV. Since the possible 2^{-+} assignment to $X(3872)$ has not been ruled out by experiments, our results help to clarify the nature of $X(3872)$. As a byproduct, an excited state with a mass of roughly $4.43(8)$ GeV is observed in the 2^{-+} channel which couples mainly to the hybrid-type interpolating operators, and therefore can be taken as the 2^{-+} counterpart of 1^{-+} hybrid charmonium.

PACS numbers: 11.15.Ha, 12.38.Gc, 13.20.Gd, 14.40.Pq, 14.40.Rt

I. INTRODUCTION

Even though the charmonium-like resonance $X(3872)$ has been established for several years [1–4] with $M_X = 3871.56 \pm 0.22$ MeV and $\Gamma_X < 2.3$ MeV [5] (latest Belle result gives a new bound $\Gamma_X < 1.2$ MeV [6]), the very nature of it has not been fully understood till now. Its even C -parity has been firmly established from its decay to $J/\psi \rho$ [7] and to $J/\psi \gamma$ [8]. Further analysis of its decay angular distribution also constrains its total quantum number J^{PC} to be either 1^{++} or 2^{-+} . The discovery of $X(3872)$ has triggered quite a number of theoretical interpretations by assuming a quantum number 1^{++} , such as the radial excitation of χ_{c1} , the $D\bar{D}^*$ molecule [9–11], a tetraquark state [12–14], etc., however none of them can accommodate all the observed features of $X(3872)$. The situation becomes more complicated when BaBar Collaboration reported in 2009 that 2^{-+} is more favored by the study of the decay angular distribution of the process $X(3872) \rightarrow J/\psi \pi^+ \pi^- \pi^0$ [15]. In contrast, the same analysis of Belle Collaboration claims that both the 1^{++} and 2^{-+} assignments are consistent with their data [6, 16]. Another controversial result comes from the measurements of the radiative decays of $X(3872)$. For the decay mode $X(3872) \rightarrow \gamma J/\psi$, the BaBar and Belle collaborations reported consistent measurements [17, 18]

$$\begin{aligned} \text{Br}(B^\pm \rightarrow X(3872)K^\pm) \text{Br}(X(3872) \rightarrow J/\psi \gamma) \\ &= (2.8 \pm 0.8 \pm 0.1) \times 10^{-6} \quad (\text{BaBar}), \\ \text{Br}(B^\pm \rightarrow X(3872)K^\pm) \text{Br}(X(3872) \rightarrow J/\psi \gamma) \\ &= (1.78_{-0.44}^{+0.48} \pm 0.12) \times 10^{-6} \quad (\text{Belle}). \end{aligned} \quad (1)$$

With the world average value $\text{Br}(B^+ \rightarrow X(3872)K^+) < 3.2 \times 10^{-4}$, one can estimate the branch ratio $\text{Br}(X(3872) \rightarrow J/\psi \gamma) > 0.9\%$ (BaBar) or 0.6% (Belle). However for the decay mode $X(3872) \rightarrow \gamma \psi'$, BaBar measured a 3.4 ± 1.4 times larger branch ratio [17], but Belle found no evidence [18]. This large discrepancy should be reconciled by further experimental measurements.

Theoretically, if we are constrained to its charmonium assignments, $X(3872)$ can be either the radial excitation of χ_{c1} (if 1^{++}), say, χ'_{c1} , or the 1D_2 charmonium η_{c2} (if 2^{-+}). The potential quark model predicts the mass of χ'_{c1} to be 3925 MeV [19], which deviates from the mass of $X(3872)$ by about 50 MeV. There are also many lattice studies predicting the χ'_{c1} mass ranging from 3850 to 4060 MeV [20–23] but with various uncertainties of their own, where the key difficulty is the challenging task of extracting the excited states. As for the η_{c2} , the quark models usually predict the mass in the range 3770–3830 MeV [19, 24, 25], which falls apart from $X(3872)$ even further. This is also reinforced by recent lattice studies (and this work). Anyway, the mass parameter should not be the unique criterion for unravelling the nature of $X(3872)$, more theoretical information is desired, among which the radiative transitions of χ'_{c1} and η_{c2} are more easily accessible for the theoretical study and can shed light on the essence of $X(3872)$.

In this work, we will focus on the study of the properties of η_{c2} , such as its mass and radiative transition width to J/ψ . There are actually several phenomenological studies on this topic [26–28], but rather model dependent. In contrast, lattice QCD approach, as a method from the first principles, can provide information that is more model-independent. An additional technical advantage in the study of η_{c2} on the lattice is that it is the ground state in the 2^{-+} channel and are free from the

*Email: chen@ihep.ac.cn

uncertainty of the extraction of excited states. In view of the notorious bad signal-to-noise ratio for P and D wave states, we adopt the quenched approximation so as to obtain large enough statistics for precise physical quantities to be derived. As for the quenched approximation, even though long term experiences show that it is safe for charm quark systems and the resultant uncertainties can be small, we still take several steps to check this and get us assured. We first calculate the spectrum of the ground state charmonia, such as $1S$, $1P$ states, and make sure that the experimental spectrum pattern are reproduced. As for the radiative transitions, we choose the transition mode of the tensor charmonium χ_{c2} to J/ψ as a calibration of the systematic uncertainties of our formalism by comparing our result to the experimental value. After that, we continue to the study of the radiative transition of η_{c2} to J/ψ . All the lattice calculations are carried out on anisotropic lattices which are suitable to the study of heavy particles. The numerical techniques are standard: the mass spectra are extracted from two-point functions, the multipole amplitudes contributing to the transition widths are derived from the calculation of relevant three-point functions with a local electromagnetic current insertion. We apply two anisotropic lattices with different lattice spacings to estimate the lattice artifacts owing to the finite lattice spacing.

This work is organized as follows: The formalism for the calculation of radiative transition widths on the lattice are briefly introduced in Sec. II. In Sec. III are the numerical details, where the lattice setup, the extraction of mass spectrum and transition form factors are explained, and the numerical results are presented. Sec. IV is the conclusion and discussion. The theoretical derivation of the multipole form factors are described in the Appendix.

II. FORMALISM

As mentioned above, in this work we aim at the lattice calculation of the radiative transition rate of η_{c2} to J/ψ . The general radiative transition width of an initial particle i to a final particle f is

$$\Gamma(i \rightarrow \gamma f) = \int d\Omega_q \frac{1}{32\pi^2} \frac{|\vec{q}|}{M_i^2} \frac{1}{2J_i + 1} \times \sum_{r_i, r_f, r_\gamma} |M_{r_i, r_f, r_\gamma}|^2, \quad (2)$$

where $\vec{q} = \vec{p}_i - \vec{p}_f$ is the decay momentum with the mass-on-shell value $|\vec{q}| = (M_i^2 - M_f^2)/(2M_i)$, M_i and M_f the masses of particle i and f , M_{r_i, r_f, r_γ} the transition amplitude with r_i, r_f, r_γ being the polarization of i , f and the photon, respectively. To the lowest order of QED, the amplitude M is expressed explicitly as

$$M_{r_i, r_f, r_\gamma} = \epsilon_\mu^*(\vec{q}, r_\gamma) \langle f(\vec{p}_f, r_f) | j_{\text{em}}^\mu(0) | i(\vec{p}_i, r_i) \rangle, \quad (3)$$

where $\epsilon_\mu^*(\vec{q}, r_\gamma)$ is the polarization vector of the photon, and $\langle f(\vec{p}_f, r_f) | j_{\text{em}}^\mu(0) | i(\vec{p}_i, r_i) \rangle$ the on-shell matrix

elements of the electromagnetic current $j_{\text{em}}^\mu(x) = \bar{\psi} Q \gamma^\mu \psi(x)$ (here ψ refers to an array of all the contributing quark flavors, such as u, d, s, c, \dots , and Q is a diagonal matrix of quark electric charges, say, $\text{diag}(Q) = Q_u, Q_d, Q_s, Q_c, \dots$) between i and f states, which can be derived directly from the lattice QCD calculation of the related three-point functions,

$$\Gamma_{mn}^{(3)\mu}(\vec{p}_f, \vec{q}, t, t') = \sum_{\vec{x}, \vec{y}} e^{-i\vec{p}_f \cdot \vec{x}} e^{+i\vec{q} \cdot \vec{y}} \times \langle O_m^f(\vec{x}, t) | j_{\text{em}}^\mu(\vec{y}, t') | O_n^i(\vec{0}, 0) \rangle, \quad (4)$$

where $O_{i,f}$ are the interpolating fields for the particle i and f with the indices m, n referring to different spatial components for spin non-zero states. The explicit derivation can be expressed as,

$$\Gamma_{mn}^{(3)\mu}(\vec{p}_f, \vec{q}, t, t') = \sum_{r_i, r_f} e^{-E_f t} e^{-(E_i - E_f)t'} \times \frac{\hat{Z}_m^f(\vec{p}_f, r_f) \hat{Z}_n^{i*}(\vec{p}_i, r_i)}{2E_i 2E_f} \times \langle f(\vec{p}_f, r_f) | j_{\text{em}}^\mu(0) | i(\vec{p}_i, r_i) \rangle (t', t - t' \rightarrow \infty), \quad (5)$$

where $\hat{Z}_m^{i,f}$ are the matrix elements like $\hat{Z}_m^X(\vec{p}_X, r_X) = \langle 0 | O_m^X | X(\vec{p}_X, r_X) \rangle$, which can be derived from the relevant two-point functions,

$$\Gamma_{X,mn}^{(2)}(\vec{p}_X, t) = \sum_{\vec{x}} e^{i\vec{p}_X \cdot \vec{x}} \langle O_m^X(\vec{x}, t) | O_n^{X\dagger}(\vec{0}, 0) \rangle \rightarrow \frac{1}{2E_X} e^{-E_X t} \sum_{r_X} \langle 0 | O_m^X | X(\vec{p}_X, r_X) \rangle \times \langle X(\vec{p}_X, r_X) | O_n^{X\dagger} | 0 \rangle \quad (t \rightarrow \infty). \quad (6)$$

On the other hand, in the Minkowski space-time, the matrix elements $\langle f(\vec{p}_f, r_f) | j_{\text{em}}^\mu(0) | i(\vec{p}_i, r_i) \rangle$ can be generally expressed by several Lorentz invariant form factors $F_k(Q^2)$ and Lorentz covariant kinematic factors $\alpha_k(p_i, p_f)$ through the multipole decomposition,

$$\langle f(\vec{p}_f, r_f) | j_{\text{em}}^\mu(0) | i(\vec{p}_i, r_i) \rangle = \sum_k \alpha_k^\mu(p_i, p_f) F_k(Q^2), \quad (7)$$

where $p_{i,f}$ are now the four momenta of particle i and f , and Q^2 the squared transfer momentum $Q^2 = -(p_i - p_f)^2$. Obviously the concrete form factors $F_k(Q^2)$ and the explicit expressions of the kinematic factors α_k depend on the properties of the particle i and f , and therefore should be worked out case by case. Finally the decay width with an on-shell photon ($Q^2 = 0$) can be expressed as

$$\Gamma(i \rightarrow \gamma f) \propto \sum_k F_k^2(0). \quad (8)$$

So the key problem in this work is to reliably extract these form factors through the lattice calculation of relevant hadronic two-point functions and three point functions described above.

TABLE I: Relevant input parameters for this work are listed. The spatial lattice spacing a_s 's are determined from $r_0^{-1} = 410(20)$ MeV by calculating the static potential.

β	ξ	$a_s(\text{fm})$	$La_s(\text{fm})$	$L^3 \times T$	N_{conf}
2.4	5	0.222	1.78	$8^3 \times 96$	1000
2.8	5	0.138	1.66	$12^3 \times 144$	1000

III. NUMERICAL DETAILS

We use the quenched approximation in this study. The gauge configurations are generated by the tadpole improved gauge action [29] on anisotropic lattices with the temporal lattice much finer than the spatial lattice, say, $\xi = a_s/a_t \gg 1$, where a_s and a_t are the spatial and temporal lattice spacing, respectively. The much finer lattice in the temporal direction gives a high resolution to hadron correlation functions, such that masses of heavy particles can be tackled on relatively coarse lattices. We have two anisotropic lattices ($L^3 \times T = 8^3 \times 96$ and $12^3 \times 144$) with $\xi = 5$. The relevant input parameters are listed in Table I, where the lattice spacings, say, $a_s = 0.222(2)$ fm for the coarser lattice and $a_s = 0.138(1)$ fm for the finer lattice, are determined from $r_0^{-1} = 410(20)$ MeV by calculating the static potential. For each lattice, we generate 1000 configurations, each of which is separated by 500 heat-bath updating sweeps to avoid the autocorrelation. For fermions we use the tadpole improved clover action for anisotropic lattices [30]. The parameters in the action are tuned carefully by requiring that the physical dispersion relations of vector and pseudoscalar mesons are correctly reproduced at each bare quark mass [31]. The bare charm quark masses for the two lattices are set by the physical mass of J/ψ $m_{J/\psi} = 3.097$ GeV.

On the other hand, we only consider the connected diagrams in the calculation of two-point and three point functions in this work. The contribution of the disconnected diagrams is assumed to be small for charmonium due to the OZI suppression.

A. Ground state charmonium spectrum

As the first step, we carry out a careful study on the ground state charmonium spectrum, which can illustrate to some extent the systematic uncertainties due to the quenched approximation. For the states $\eta_c(0^{--})$, $J/\psi(1^{--})$, $h_c(1^{+-})$, $\chi_{c0}(0^{++})$, and $\chi_{c1}(1^{++})$, we adopt the conventional quark bilinear operators like $\bar{c}\Gamma c$, with $\Gamma = \gamma_5, \gamma_i, \sigma_{ij}, 1$, and $\gamma_5\gamma_i$, respectively. For the tensor mesons $\chi_{c2}(2^{++})$ and $\eta_{c2}(2^{-+})$, since there are not quark bilinear operators, we build the corresponding operators by combining the quark bilinear operator with either the spatial gauge-covariant derivatives D_i or the color magnetic field strength operator B_i which is built from Wilson loops. It is known that the spin $J = 2$ states in the

continuum correspond to both the T_2 and E irreducible representations (irreps) of the cubic point group O on finite lattices, so the interpolating field operators of the two irreps are constructed for the tensor charmonia. For example, the T_2 operator for the $\chi_{c2}(2^{++})$ state is taken as $|\epsilon_{ijk}|\bar{c}\gamma_j\overleftrightarrow{D}_kc$ where $\overleftrightarrow{D} = \overrightarrow{D} - \overleftarrow{D}$, and the E operator is also built to check the restoration of the continuum rotation symmetry.

We will emphasize on the choice of the operators for the 2^{-+} state, which is the major object of this work. The situation for the η_{c2} is a little bit more complicated. We try first three types of operators, such as

$$\begin{aligned} &|\epsilon_{ijk}|\bar{c}(x)\Sigma_j\overleftrightarrow{D}_kc(x) \quad (D\text{-type}), \\ &|\epsilon_{ijk}|\bar{c}(x)\gamma_5\overleftrightarrow{D}_j\overleftrightarrow{D}_kc(x) \quad (DD\text{-type}), \\ &|\epsilon_{ijk}|\bar{c}(x)\gamma_jB_kc(x) \quad (F\text{-type}), \end{aligned}$$

where the T_2 operators are presented only (E operators can be built similarly, and the details can be found in Ref. [32]).

It is known that the signal-to-noise ratios of the correlation functions are always bad for P -wave and D -wave states. To circumvent this difficulty, we adopt the Coulomb gauge fixed wall source techniques in the calculation of the spectrum. The configurations are fixed to the Coulomb gauge first, then the charm quark propagators are calculated with uniform wall source vectors. For the spin $J = 0, 1$ states, the point-sink-wall-source correlation functions can be constructed straightforwardly with these propagators. For the tensors, we use the F -type operators as the wall source, which means that additional inversions should be carried out with wall sources multiplied by the local color field strength operators $B_i(x)$. On the other hand, since the gauge is fixed, the gauge covariant derivative operator \overleftrightarrow{D} is replaced by the direct derivative operator $\overleftarrow{\nabla} = \overleftarrow{\nabla} - \overrightarrow{\nabla}$ in the practical calculation.

The masses of $1S$ and $1P$ charmonium states can be neatly derived with the standard data analysis, however, the situation for the 2^{-+} channel is very strange. Fig. 1 shows the effective masses of various correlation functions of this channel at $\beta = 2.8$. It is seen that the effective mass of the F -type point sink and F -type wall source correlator ($F - F$) saturate at a plateau with the best-fit mass $4.43(8)$ GeV, while that of the DD -type point sink and F -type wall source correlator ($DD - F$) goes lower and does not show a perfect plateau. Intuitively, a mass of 4.4 GeV is too large for the 2^{-+} ground state charmonium. Thus what one can infer from these behaviors is that the F -type operator couples predominantly to a higher state but little to the conventional charmonium, in the mean time, there must be a lower state which can be accessed by the DD -type operator but whose spectral weight is relatively small due to the F -type wall source. To check this and to dig out the desired 2^{-+} charmonium state, we try instead another wall source operator

(T_2 irreps for example),

$$|\epsilon_{ijk}| \sum_{\vec{x}, \vec{y}, \vec{z}} \bar{c}^a(\vec{x}, 0) \gamma_j c'^a(\vec{x}, 0) \bar{c}^b(\vec{y}, 0) \Sigma_k c^b(\vec{z}, 0) \quad (Q\text{-type}),$$

where $\Sigma_k = \epsilon_{ijk} \sigma_{ij}$ and c' stands for a quark field with the same mass as that of charm quark but different flavor. For simplicity we call this operator Q -type in the context. With this type of wall source operator, the effective masses of the F -type point sink correlator ($F-Q$) and DD type point sink correlator ($DD-Q$) are also plotted in Fig. 1, where one can find that the mass plateau of $F-Q$ correlator coincides with that of $F-F$ correlator within errors, while the effective mass of $DD-Q$ correlator shows a very nice plateau with the best-fit mass 3.79(3) GeV. These facts confirm our expectation mentioned before (The two states were also observed by previous studies [32, 33]). With its affinity to the F -type operator, the higher state of a mass 4.4 GeV can be compared with the 1^{-+} hybrid charmonium state, which was predicted to have a mass of 4.1–4.3 GeV by previous lattice studies [32, 34], and can be identified as the 2^{-+} counterpart of 1^{-+} hybrid charmonium. In contrast, the lower state has a mass close to the potential model prediction of 2^{-+} charmonium, and is thereby assigned to the conventional 1D_2 charmonium state η_{c2} . This assignment can be reinforced by the comparison with the established 1^3D_1 charmonium state $\psi(3770)$: They are both D -wave charmonia, therefore close in mass; the small mass splitting can be attribute to the different spin-spin and spin-orbital interactions.

The whole spectrum of the lowest lying charmonium states we extracted in this work are illustrated in Fig. 2 and listed in Table II, where also given are the experimental values for comparison. Since we have only two lattice spacings, we would not carry out a serious extrapolation to the continuum limit, but show all the results, from which one can see that the effects of the finite lattice artifacts and the quenched approximation are not that important.

The goal of the spectroscopy study in this work is twofold. First, the physical spectrum of experimentally established charmonium states can be well reproduced in our formalism. This gives us confidence in our prediction of the η_{c2} mass. Secondly, the practical study find that the DD -type operator is preferable for producing 2^{-+} charmonium. Therefore, in the study of its radiative transition, we choose the DD -type operator for η_{c2} in the calculation of the related three point functions.

B. Renormalization of the vector current

In the quenched approximation, since there are no sea quarks, the electro-magnetic current contributing to the radiative transitions of charmonia involves only the charm quark, say, $j_{\text{em}}(x) = Q_c j^\mu(x)$ with $j^\mu(x) = \bar{c} \gamma_\mu c(x)$, which is the one we adopt in this study. It is

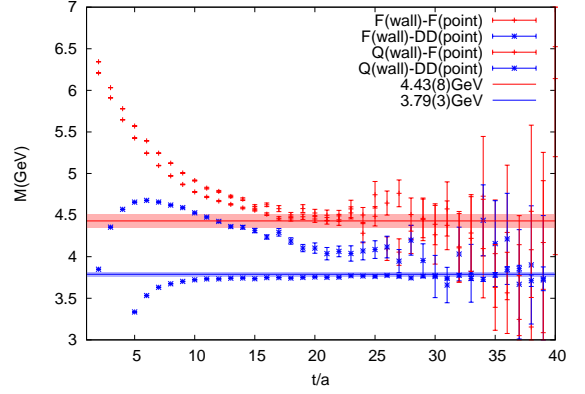


FIG. 1: 2^{-+} effective masses of $F-F$, $DD-F$, $F-Q$ and $DD-Q$ correlators at $\beta = 2.8$ are plotted for illustration. $F-F$ and $F-Q$ effective masses lay on each other and saturate to the same plateau with the best-fit mass $M = 4.43(8)$ GeV (indicated by the red line with the jackknife error band). $DD-Q$ effective mass has a plateau at $M = 3.79(3)$ (blue line with the jackknife errorband). In contrast, $DD-F$ effective mass does not show perfect plateau, but evolving gradually from the upper plateau to the lower.

TABLE II: Here listed are the masses of the lowest lying charmonium states extracted from the two lattices ($\beta = 2.4$ and $\beta = 2.8$) in this work. The experimental results [5] and the non-relativistic quark model predictions [19] are also given for comparison.

meson	J^{PC}	$M(2.4)$	$M(2.8)$	Expt.	QM
$\eta_c(^1S_0)$	0^{-+}	2.989(2)	3.007(3)	2.979	2.982
$J/\psi(^3S_1)$	1^{--}	3.094(3)	3.094(3)	3.097	3.090
$h_c(^1P_0)$	1^{+-}	3.530(35)	3.513(14)	3.526	3.516
$\chi_{c0}(^3P_0)$	0^{++}	3.472(34)	3.431(30)	3.415	3.424
$\chi_{c1}(^3P_1)$	1^{++}	3.508(50)	3.499(25)	3.511	3.505
$\chi_{c2}(^3P_2)$	2^{++}	3.552(17)	3.520(15)	3.556	3.556
$\psi''(^3D_1)$	1^{--}	-	-	3.770	3.785
$\eta_{c2}(^1D_2)$	2^{-+}	3.777(30)	3.789(28)	-	3.799

a conserved vector current and need not to be renormalized in the continuum. However on a finite lattice, it is not conserved any more due to the lattice artifact and receives a multiplicative renormalization factor $Z_V(a_s)$. Following the scheme proposed by Ref. [35], $Z_V(a_s)$ is extracted using the ratio of η_c two-point function and the

TABLE III:

β	$Z_t(0, 0, 0)$	$Z_t(1, 0, 0)$	$Z_s(1, 0, 0)$
2.4	1.288(5)	1.299(11)	1.388(15)
2.8	1.155(3)	1.159(3)	1.110(7)

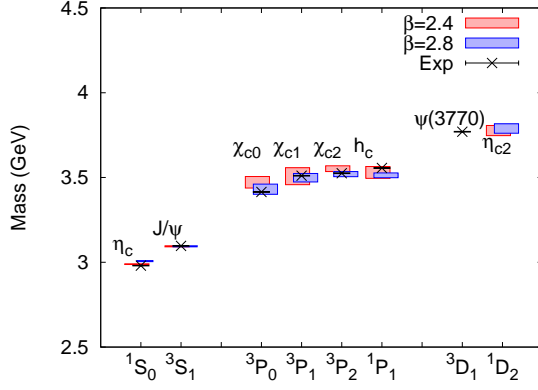


FIG. 2: $1S$, $1P$, and $1D$ charmonium spectrum. The red boxes illustrate the results for $\beta = 2.4$, and blue ones for $\beta = 2.8$. The experimental value are also plotted with points for comparison.

related three-point function evaluated at $Q^2 = 0$,

$$Z_V^{(\mu)}(t) = \frac{p^\mu}{E(\vec{p})} \frac{\frac{1}{2}\Gamma_{\eta_c}^{(2)}(\vec{p}; t_f = \frac{n_t}{2})}{\Gamma^{(3),\mu}(\vec{p}, \vec{p}, \frac{n_t}{2}, t)},$$

where the factor $1/2$ accounts for the effect of the temporal periodic boundary condition, and the superscript μ of $Z_V(a_s)$ is used to differentiate the temporal component from the spatial ones, since they are not necessarily the same due to the anisotropic lattices we use. Figure III B plots $Z_V^{(\mu)}(t)$ with respect to t for the two lattices. Z_V 's are extracted from the plateaus and the values are listed in Table III. Obviously the spatial components $Z_V^{(i)}(a)$ deviates from the temporal one by a few percent. The deviation can be attributed to the imperfect tuning of the bare velocity in the fermion action. In practice, only the spatial components of the vector current are involved in the extraction of the form factors, and therefore $Z_V^{(i)}$'s are used.

C. Three point functions and form factors

With the prescriptions discussed above, we now give a brief description of the calculation of the three point functions. In practice, we use local sink and source operators for the initial and the final states, and insert the vector current $j^\mu(x) = \bar{c}\gamma^\mu c(x)$ only on the quark line (the insertion on the anti-quark line is numerically equivalent so as to be considered by multiplying a factor of two in the final result). We focus on the computation of the contribution of the connected diagrams, which can be realized by the standard sequential source technique (one can refer to Ref.[35, 36] for the details). In order to increase the statistics, the same calculations are repeated n_t times by setting a point source on a different time slice respectively. With the related two-point functions calculated accordingly, a straightforward way to extract

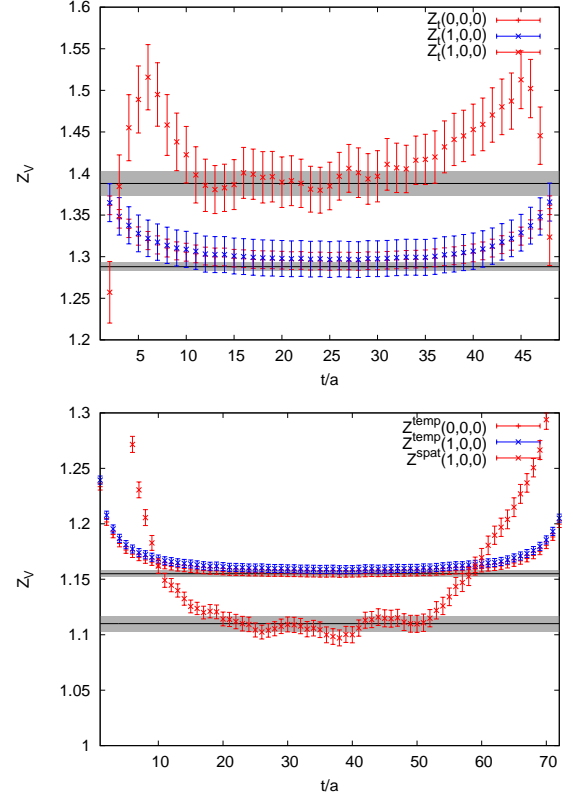


FIG. 3: The renormalization constant Z_V of the vector current. The upper panel is for $\beta = 2.4$ and the lower one for $\beta = 2.8$. The dots are the simulation data with jackknife errors, and the lines show the fit results.

the interested matrix elements $\langle f(\vec{p}', r_f) | j^\mu(0) | i(\vec{p}, r_i) \rangle$ is to fit the three-point function and two-point function simultaneously according to Eq. 5 and Eq. 6. However, it is known that the excited states contribute much to two-point and three-point functions when the time range t and $t_f - t$ are not large enough. This is more serious for local operators, so it is not trivial to isolate the contribution of ground states. A way around is to employ the ratios of correlation functions which can suppress the contribution of excited states substantially. For this purpose, we introduce functions $R^\mu(t)$,

$$R^\mu(t) = \Gamma^{(3)}(\vec{p}_f, \vec{q}, t_f, t) \times \sqrt{\frac{2E_i\Gamma_i^{(2)}(\vec{p}_i, t_f - t)}{\Gamma_i^{(2)}(\vec{p}_i, t)\Gamma_i^{(2)}(\vec{p}_i, t_f)}} \sqrt{\frac{2E_f\Gamma_f^{(2)}(\vec{p}_f, t)}{\Gamma_f^{(2)}(\vec{p}_f, t_f - t)\Gamma_f^{(2)}(\vec{p}_f, t_f)}}, \quad (9)$$

which should be insensitive to the variation of t in a time window, so that from the plateau the desired matrix element $\langle f(\vec{p}_f, r_f) | j^\mu(0) | \psi | i(\vec{p}_i, r_i) \rangle$ can be extracted.

In the data analysis, we divide the 1000 configurations into 100 bins and use each bin average as an independent measurement. For the resultant 100 bins, we use the one-eliminating jackknife method. Since the energies

$E_{i,f}$ can be determined much more precise from the two-point functions, they are treated as known parameters in the above equation. Practically, $R^\mu(t)$ is fitted by the function

$$R^\mu(t) = \langle f(\vec{p}_f, r_f) | j^\mu(0) | \psi | i(\vec{p}_i, r_i) \rangle + \delta f(t) \quad (10)$$

where the additional term $\delta f(t) = ae^{-\delta mt}$ accounts for the residual contribution of excited states. Thus we can obtain a jackknife ensemble of the matrix elements. The second step of data analysis is to extract the form factors that enters the calculation of decay widths. Since these matrix elements can be expressed in terms of form factors through the multipole decomposition,

$$\langle f(\vec{p}_f, r_f) | j^\mu(0) | i(\vec{p}_i, r_i) \rangle = \sum_k \alpha_k^\mu(p_i, p_f) \hat{F}_k(Q^2), \quad (11)$$

and $\alpha_k^\mu(p_i, p_f)$ are theoretically known kinematic functions, the form factors $\hat{F}_k(Q^2)$ can then be derived straightforwardly. Taking into consideration the contribution of the current insertion on anti-quark line, the electric charge of charm quark $Q_c = 2/3$, and the renormalization constant of the spatial components of the current operator Z_V , \hat{F}_k is related to F_k of Eq. 7 as

$$F_k(Q^2) = 2 \times \frac{2}{3} e \times Z_V \hat{F}_k(Q^2). \quad (12)$$

With this in mind, in the following context, we omit the hat of \hat{F} and insert Z_V implicitly in possible expressions.

In order to take good care of the correlation between the form factors, we carry out correlated minimal- χ^2 fits with the jackknife covariance matrix built from the jackknife ensemble of the matrix elements. On the other hand, for a specific Q^2 , there may be several symmetric copies of the matrix elements with the same value of α_k^μ . These copies are averaged over to increase statistics.

In the following, we present first the calculation of the process $\chi_{c2} \rightarrow \gamma J/\psi$ to see how precise the form factors and thereby the transition width can be derived, and then the most relevant results of $\eta_{c2} \rightarrow \gamma \psi$.

D. $\chi_{c2} \rightarrow \gamma J/\psi$ transition

The Minkowski space-time matrix elements for this transition can be expressed in terms of form factors as follows,

$$\begin{aligned} \langle V(\vec{p}_V, \lambda_V) | j^\mu(0) | T(\vec{p}_T, \lambda_T) \rangle &= \alpha_1^\mu E_1(Q^2) \\ &+ \alpha_2^\mu M_2(Q^2) + \alpha_3^\mu E_3(Q^2) + \alpha_4^\mu C_1(Q^2) + \alpha_5^\mu C_2(Q^2) \end{aligned} \quad (13)$$

where V stands for the 1^{--} vector meson J/ψ , T stands for the 2^{++} tensor χ_{c2} , α_i^μ are Lorentz covariant kinematic functions of p_V and p_T (and specific polarizations of V and T), whose explicit expressions are tedious and omitted here. Although that a $J = 2$ representation of

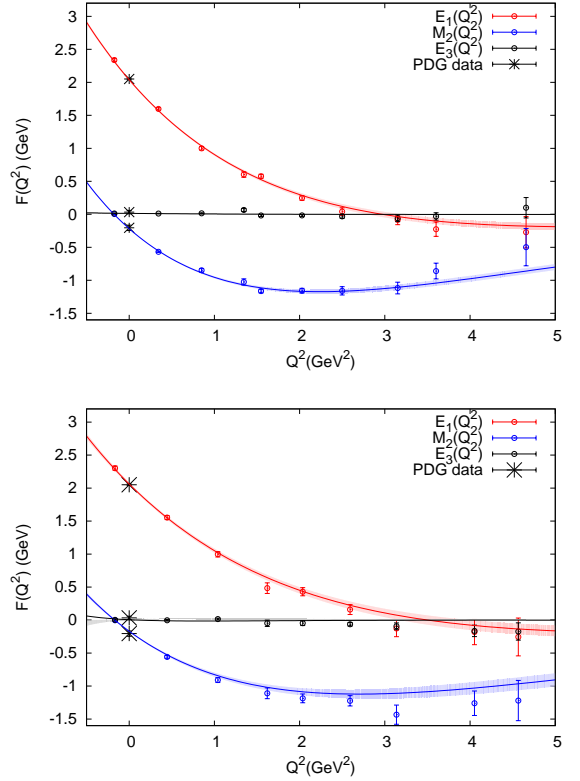


FIG. 4: Plotted are the extracted form factors $E_1(Q^2)$, $M_2(Q^2)$, and $E_3(Q^2)$ versus Q^2 for the two lattices of $\beta = 2.4$ (the upper panel) and $\beta = 2.8$ (the lower panel), respectively, where the points are the simulation data, the line the fit function, and the error bands the jackknife ones. The PDG values of $E_1(0)$ and $M_2(0)$ are also plotted for comparison.

the rotational symmetry in the continuum breaks into the E and T_2 irreducible representations (irreps) of the lattice spatial symmetry group O , we find that this breaking effects is small in our work, as is manifested by the nearly degeneracy of the masses and spectral weights of the ground states in these two irreps when we study the relevant two-point functions. Thus we assume that the rotation symmetry breaking is also negligible for the related matrix elements, and carry out the multipole decomposition on the basis of $E \oplus T_2$ which is equivalent to the $J = 2$ basis up to an orthogonal transformation. One can find the detailed decomposition procedure in Appendix A and may also refer to Ref. [33]. In the practical study, we set T to be at rest and let V moving with different spatial momenta $\vec{p} = 2\pi\vec{n}/L$. 27 momentum modes of $\vec{n} = (n_1, n_2, n_3)$ ranging from $(0, 0, 0)$ to $(2, 2, 2)$ are calculated for V .

The transition width of $\chi_{c2} \rightarrow \gamma J/\psi$ for an on-shell photon ($Q^2 = 0$) involves only the form factors $E_1(0)$,

$M_2(0)$ and $E_3(0)$, or explicitly,

$$\Gamma(\chi_{c2} \rightarrow \gamma J/\psi) = \frac{16\alpha|\vec{k}|}{45M_{\chi_{c2}}^2} (|E_1(0)|^2 + |M_2(0)|^2 + |E_3(0)|^2) \quad (14)$$

where $|\vec{q}| = (M_{\chi_{c2}}^2 - M_{J/\psi}^2)/2M_{\chi_{c2}}$ is the decaying energy of the photon, $\alpha = e^2/(4\pi)$ the fine structure constant. Since our simulation data are obtained at $Q^2 \neq 0$, these on-shell form factors should be interpolated to $Q^2 = 0$. In doing this, we adopt the fitting functional form inspired by non-relativistic quark model [35],

$$F_k(Q^2) = F_k(0)(1 + \lambda_k Q^2)e^{-\frac{Q^2}{16\beta_k^2}} \quad (15)$$

which has been applied successfully in previous works. Here $F_k(0)$, λ_k and β_k are the parameters to be fitted though correlated χ^2 fitting procedure where the covariance matrix is constructed using the one-eliminating jackknife method. Plotted in Fig. 4 are the extracted form factors $E_1(Q^2)$, $M_2(Q^2)$, and $E_3(Q^2)$ versus Q^2 for the two lattices of $\beta = 2.4$ (the upper panel) and $\beta = 2.8$ (the lower panel), respectively. The data points are the simulation results, and the lines are the fit function with the jackknife error bands. One can find that the data are very precise owing to the high statistics, and the fit errors are also very small. We also carry out a simple polynomial fit with respect to Q^2 , $F_k(Q^2) = F_k(0) + c_1 Q^2 + c_2 Q^4$, and get the consistent results within errors. Table IV lists the results of the interpolation, where the continuum limit extrapolation is also given. It is seen that the electric dipole (E_1) contribution is dominant in the transition $\chi_{c2} \rightarrow \gamma J/\psi$, while the contribution of the magnetic quadrupole (M_2) is drastically suppressed, as depicted by the ratio

$$a_2 = \frac{M_2(0)}{\sqrt{E_1(0)^2 + M_2(0)^2 + E_3(0)^2}}, \quad (16)$$

for which we get a result $a_2 = -0.107(3)$ for $\beta = 2.4$ and $a_2 = -0.082(7)$ for $\beta = 2.8$. After a linear extrapolation in a_s^2 , we get the value in the continuum limit $a_2 = -0.067(7)$, which is consistent with the PDG data $a_2 = -0.100 \pm 0.015$ [5]. The contribution of the electric octupole E_3 is far smaller. For the ratio

$$a_3 = \frac{E_3(0)}{\sqrt{E_1(0)^2 + M_2(0)^2 + E_3(0)^2}}, \quad (17)$$

we obtain $a_3 = 0.007(2)$ for $\beta = 2.4$, $a_3 = 0.003(4)$ for $\beta = 2.8$, and the continuum limit $a_3 = -0.003(6)$, which are also compatible with the PDG data $a_2 = 0.016 \pm 0.013$ [5]. If we focus on E_1 , we get the fitting parameters λ_1 and β_1 ,

$$\begin{aligned} \beta_1 &= 0.431(5) \text{ GeV} \\ \lambda_1 &= -0.285(2) \text{ GeV}^{-2} \end{aligned} \quad (18)$$

for $\beta = 2.4$ and

$$\begin{aligned} \beta_1 &= 0.395(4) \text{ GeV} \\ \lambda_1 &= -0.336(3) \text{ GeV}^{-2} \end{aligned} \quad (19)$$

TABLE IV: Here lists the results of the interpolation and the corresponding widths, where the continuum limit extrapolation is also given. All the results are in the physical units. The widths can be compared with the PDG data $\Gamma = 384(38)$ keV

β	$E_1(\text{GeV})$	$M_2(\text{GeV})$	$E_3(\text{GeV})$	$\Gamma(\text{keV})$
2.4	2.04(2)	-0.218(4)	0.014(3)	347 ± 20
2.8	2.08(2)	-0.171(10)	0.005(8)	352 ± 11
Cont.	2.11(2)	-0.141(15)	-0.007(12)	361 ± 9

for $\beta = 2.8$.

Using the interpolated form factors $F_k(0)$ and taking the fine structure constant $\alpha = 1/137$, the transition width can be calculated directly. As show in Table IV, the partial decay width of $\Gamma(\chi_{c2} \rightarrow J/\psi \gamma) = 347 \pm 20$ keV or 352 ± 11 keV in the two lattices, respectively. The continuum extrapolation gives $\Gamma = 361 \pm 9$ keV. All these results can be compared with the PDG average of $384(38)$ keV. The agreement with experimental data of $\chi_{c2} \rightarrow J/\psi \gamma$ transition indicates that our method for $\chi_{c2} \rightarrow J/\psi$ transition is reliable. Then we can turn to transition between η_{c2} and J/ψ .

E. $\eta_{c2} \rightarrow J/\psi \gamma$ transition

The general Lorentz decomposition of the Minkowski matrix elements responsible for the transition $\eta_{c2} \rightarrow \gamma J/\psi$ can be expressed as,

$$\begin{aligned} \langle V(\vec{p}_V, \lambda_V) | j^\mu(Q^2) | T(\vec{p}_T, \lambda_T) \rangle &= a(Q^2) A^\mu \\ &+ b(Q^2) B^\mu + c(Q^2) C^\mu + d(Q^2) D^\mu + e(Q^2) E^\mu \end{aligned} \quad (20)$$

where T stands now for the tensor meson η_{c2} , $a(Q^2)$, $b(Q^2)$, $c(Q^2)$, $d(Q^2)$ and $e(Q^2)$ are Lorentz invariant scalar functions of Q^2 , and A^μ , B^μ , C^μ , D^μ are kinematic functions whose explicit expression can be found in Appendix B. With the multipole decomposition, the matrix elements can be also expressed in terms of multipole form factors M_1 , E_2 , M_3 , and C_2 ,

$$\begin{aligned} \langle V(\vec{p}_V, \lambda_V) | j^\mu(0) | T(\vec{p}_T, \lambda_T) \rangle &= i\alpha_1^\mu M_1(Q^2) \\ &+ i\alpha_2^\mu E_2(Q^2) + i\alpha_3^\mu M_3(Q^2) - i\alpha_4^\mu C_2(Q^2) \end{aligned} \quad (21)$$

where α_i^μ are also kinematic functions which can be expressed in terms of the kinematic functions in Eq. 20 (see Appendix B). With real photons in the transition $\eta_{c2} \rightarrow \gamma J/\psi$, only three multipoles are contributing: the magnetic dipole (E_1), the electric quadrupole (E_2), and M_3 . The transition width is written as,

$$\Gamma(\eta_{c2} \rightarrow \gamma J/\psi) = \frac{16\alpha|\vec{q}|}{45M_{\eta_{c2}}^2} (|M_1(0)|^2 + |E_2(0)|^2 + |M_3(0)|^2). \quad (22)$$

Since they are calculated at $Q^2 \neq 0$, the multipole amplitudes should be interpolated to $Q^2 = 0$. The form factor $C_2(Q^2)$ corresponds to the emission of longitudinal photons, and does not contribute at $Q^2 = 0$. In

extracting the amplitudes, we take the standard procedure as described in Sec. II. The three-point functions are calculated by setting the tensor at rest and making the vector moving. In analogy with the 2^{++} case, the breaking of rotational symmetry between T_2 irreps and E irreps is found to be small in this case and is neglected in the data analysis. The form factors $M_1(Q^2)$, $E_2(Q^2)$, and $M_3(Q^2)$ with various Q^2 are extracted jointly by a correlated fitting with one-eliminating jackknife covariance matrix and are illustrated in Fig. 5 as data points with jackknife errors. In the following, we will focus on the interpolation procedure. What are interesting is the

relation between the two sets of the form factors. We should first mention that the form factors, given the fact that they are functions of Q^2 , they can also be written in terms of another Lorentz invariant variable Ω ,

$$\begin{aligned}\Omega &\equiv (p_V \cdot p_T)^2 - m_V^2 m_T^2 \\ &= \frac{1}{4}[(m_V + m_T)^2 + Q^2][(m_V - m_T)^2 + Q^2].\end{aligned}\quad (23)$$

Thus the two sets of the form factors are related to each other as follows,

$$\begin{aligned}M_1(\Omega) &= i \frac{\sqrt{\Omega}}{m_T} \left[\sqrt{\frac{5}{12}} (a m_V + a m_T - 2c m_T) + \frac{2a m_V - 3c m_T - 4d m_V^2 m_T + 6e m_V m_T^2}{4\sqrt{15}} \left(\frac{\Omega}{m_V^2 m_T^2} \right) \right. \\ &\quad \left. + \frac{-2a m_V + 3c m_T}{16\sqrt{15}} \left(\frac{\Omega}{m_T^2 m_V^2} \right)^2 + O \left(\left(\frac{\Omega}{m_T^2 m_V^2} \right)^3 \right) \right], \\ E_2(\Omega) &= i \frac{\sqrt{\Omega}}{m_T} \left[-\sqrt{\frac{3}{4}} (a m_T - a m_V) + \frac{2a m_V - c m_T - 4d m_V^2 m_T + 2e m_V m_T^2}{4\sqrt{3}} \left(\frac{\Omega}{m_V^2 m_T^2} \right) \right. \\ &\quad \left. + \frac{-2a m_V + c m_T}{16\sqrt{3}} \left(\frac{\Omega}{m_T^2 m_V^2} \right)^2 + O \left(\left(\frac{\Omega}{m_T^2 m_V^2} \right)^3 \right) \right], \\ M_3(\Omega) &= i \frac{\sqrt{\Omega}}{m_T} \left[-\frac{-a m_V - c m_T + 2d m_V^2 m_T + 2e m_V m_T^2}{\sqrt{15}} \left(\frac{\Omega}{m_V^2 m_T^2} \right) - \frac{a m_V + c m_T}{4\sqrt{15}} \left(\frac{\Omega}{m_T^2 m_V^2} \right)^2 \right. \\ &\quad \left. + O \left(\left(\frac{\Omega}{m_T^2 m_V^2} \right)^3 \right) \right].\end{aligned}\quad (24)$$

It is seen that each multipole form factor can be expressed as a series of $\Omega/(m_V^2 m_T^2)$ with a pre-factor $\sqrt{\Omega}/m_T$. In the rest frame of T (as is the case of our calculation), the expression of Ω is simplified as $\Omega = (m_T |\vec{p}_V|)^2$, such that $\Omega/(m_V^2 m_T^2) = v^2$ with $v = |\vec{p}_V|/m_V$ the spatial velocity of V . The convergence of the series in v is guaranteed if the form factors a, b, c, d, e are not singular in Q^2 , since $v < 1$ (For our calculation, the largest value of v is approximately 0.5). So for the rest decaying T , we have the simplified expression of the form factors M_1 , E_2 , and M_3 ,

$$\begin{aligned}M_1 &= |\vec{p}_V| (A_1(Q^2) + B_1(Q^2)v^2 + C_1(Q^2)v^4 + O(v^6)) \\ E_2 &= |\vec{p}_V| (A_2(Q^2) + B_2(Q^2)v^2 + C_2(Q^2)v^4 + O(v^6)) \\ M_3 &= |\vec{p}_V| (B_3(Q^2)v^2 + C_3(Q^2)v^4 + O(v^6)).\end{aligned}\quad (25)$$

With these expressions, the following information can be inferred: i) the desired $|\vec{p}_V|$ pre-factor accounting for the P -wave decay of $\eta_{c2} \rightarrow \gamma J/\psi$ is explicitly derived; ii) The leading contribution to M_1 and E_2 is of order $O(1)$, while that of M_3 is of order $O(v^2)$. For the case of this study, since $v_{\max} \sim 0.5$, it is reasonable that the non-singular A_i, B_i and C_i can be expanded with respect to

v , such that we can take the following functions to do the interpolation,

$$\begin{aligned}F_i(v) &= Av + Bv^3 + Cv^5 + O(v^6) \quad (F_i \rightarrow M_1, E_2) \\ F_i(v) &= Bv^3 + Cv^5 + Dv^7 + O(v^9) \quad (F_i \rightarrow M_3),\end{aligned}\quad (26)$$

and the on-shell amplitudes $M_1(Q^2 = 0)$, $E_2(Q^2 = 0)$, and $M_3(Q^2 = 0)$ can be reached by $F_i(v_0)$ with $v_0 = (m_T^2 - m_V^2)/(2m_T m_V)$. The extracted form-factor and the interpolation are shown in Fig 5, where the data points are the simulated results with jackknife errors. One can see that at $v = 0$ (corresponding to $Q^2 = -(m_T - m_V)^2 \sim 0.5 \text{ GeV}^2$) the form factors M_1 , E_2 , and M_3 are surely consistent with zero. The fits using Eq. 26 are also shown as curves with jackknife error bands. The interpolated values of these form factors at $Q^2 = 0$ for both $\beta = 2.4$ and $\beta = 2.8$ are listed in Table V, where the resultant transition widths and the corresponding continuum limits are also given. It is surprising that, for both lattices, the obtained $|M_3|$ is unexpected large and comparable to M_1 . This may be qualitatively attributed to recoiling effects of the charm quark or charm anti-quark emitting the hard photon with

an energy $E_\gamma \sim 0.6 \text{ GeV}$ in this transition, which may result in large form factors $d(Q^2)$ and $e(Q^2)$ (see the discussion below). In contrast to the mild dependence of M_1 and M_3 on the lattice spacing, the form factor E_2 is very sensitive to the lattice spacing, and the reason for this is unclear and under investigation. Anyway, after a naive continuum extrapolation using the data from the two lattices in this work, we get the continuum results of the form factors as follows,

$$\begin{aligned} M_1 &= 0.104(10) \text{ GeV}, \\ E_2 &= -0.071(20) \text{ GeV}, \\ M_3 &= -0.132(10) \text{ GeV}. \end{aligned} \quad (27)$$

Applying these results to Eq. 28, the transition width of $\eta_{c2} \rightarrow \gamma J/\psi$ is predicted to be

$$\Gamma(\eta_{c2} \rightarrow \gamma J/\psi) = 3.8 \pm 0.9 \text{ keV}. \quad (28)$$

There have also been several phenomenological studies

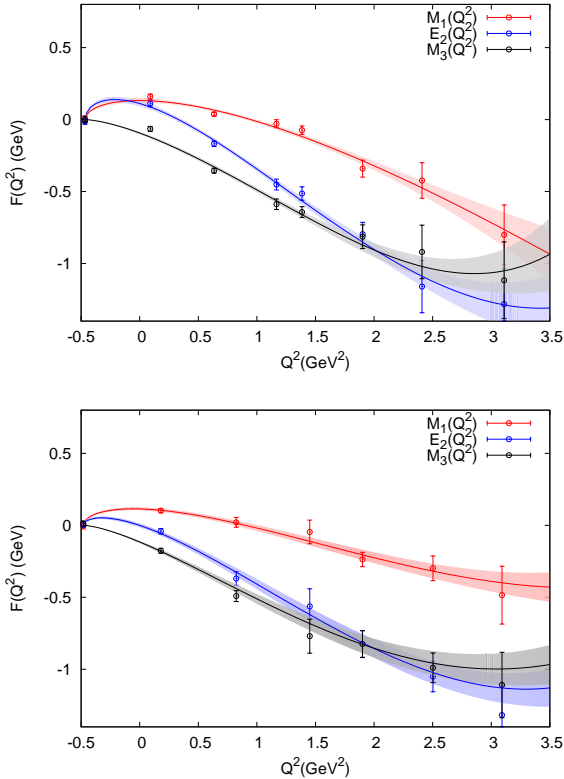


FIG. 5: Plotted are the $\eta_{c2} - J/\psi$ transition form factors $M_1(Q^2)$, $E_2(Q^2)$, and $M_3(Q^2)$ versus Q^2 for the two lattices of $\beta = 2.4$ (the upper panel) and $\beta = 2.8$ (the lower panel), respectively. The points are the simulation data, and the lines illustrate the fit function with jackknife error bands.

on this transition, one of which is in the framework of light-front quark model [27], where the on-shell transition

TABLE V: Listed are the interpolated values of these form factors at $Q^2 = 0$ for both $\beta = 2.4$ and $\beta = 2.8$. The resultant transition widths and the corresponding continuum limits are also given.

β	$M_1(\text{GeV})$	$E_2(\text{GeV})$	$M_3(\text{GeV})$	$\Gamma(\text{keV})$
2.4	0.133(13)	0.111(17)	-0.093(9)	4.4 ± 0.9
2.8	0.115(11)	-0.0007(14)	-0.117(9)	3.1 ± 0.6
Cont.	0.104(10)	-0.071(20)	-0.132(10)	3.8 ± 0.9

amplitude is decomposed as

$$\begin{aligned} \langle V(\vec{p}_V, \lambda_V) | j^\mu(0) | \eta_2(\vec{p}_T, \lambda_T) \rangle = \\ \left[2f_1 \epsilon^{\mu\nu\rho\sigma} p_\nu^T p_\rho^V \epsilon_\sigma^\beta(\vec{p}_T, \lambda_T) \epsilon_\beta^*(\vec{p}_V, \lambda_V) \right. \\ + (f_2 + f_3) \epsilon^{\mu\nu\rho\sigma} p_\nu^T p_\rho^V \epsilon_\sigma^*(\vec{p}_V, \lambda_V) \epsilon^{\alpha\beta}(\vec{p}_T, \lambda_T) p_\alpha^V p_\beta^V \\ \left. + 2f_4 \epsilon^{\mu\nu\rho\sigma} p_\nu^T p_\rho^V \epsilon_\sigma^\beta(\vec{p}_T, \lambda_T) p_\beta^V \epsilon^{*\alpha}(\vec{p}_V, \lambda_V) p_\alpha^T \right], \end{aligned} \quad (29)$$

and the effective couplings are determined to be

$$\begin{aligned} f_1 &= -0.0140(2) \text{ GeV}^{-1}, \\ f_2 &= 0.146(3) \text{ GeV}^{-3}, \\ f_3 &= -0.092(1) \text{ GeV}^{-3}, \\ f_4 &= 0.0180(1) \text{ GeV}^{-3}. \end{aligned} \quad (30)$$

Since this decomposition is equivalent to Eq. 20 by the relation (It should be notified $a(Q^2)$ and $b(Q^2)$ are equal to zero when $Q^2 = 0$ because they are proportion to $C_2(Q^2)$),

$$c(0) = 2f_1, \quad d(0) = -(f_2 + f_3), \quad e(0) = -2f_4, \quad (31)$$

the corresponding multipole amplitudes can be calculated from Eq. 24 as,

$$\begin{aligned} M_1 &= 0.079(2) \text{ GeV}, \\ E_2 &= -0.086(2) \text{ GeV}, \\ M_3 &= -0.125(3) \text{ GeV}, \end{aligned} \quad (32)$$

which gives a width $\Gamma = 3.54(12) \text{ keV}$. Taking into consideration the uncertainty of the choice of parameters such as charm quark mass m_c and the wave function parameter, etc., one can find that the lattice results and the LFQM results are surprisingly in excellent agreement. On the other hand, with the values in Eq. 30 we find that the coefficients $B_i(Q^2)$ of v^2 term in Eq. 25 are surely much larger than $A_i(Q^2)$ at $Q^2 = 0$ so as to compensate the suppression of v^2 . This explains to some extent that the M_3 in this transition is competitive to M_1 and E_2 .

The other phenomenological study [28] applying the non-relativistic QCD (NRQCD) gives the transition width as,

$$\Gamma(\eta_{c2} \rightarrow \gamma J/\psi) = \frac{8\alpha |\vec{k}|^3}{675 m_c^2} (a_1^2 + a_2^2 + a_3^2) \quad (33)$$

where a_1 , a_2 , and a_3 are equivalent to the standard form-factor M_1 , E_2 and M_3 up to a constant factor and are

calculated explicitly in NRQCD. By comparing this equation with Eq. 14, the factor is approximately 0.33 GeV, say, $F_i \simeq (0.33 \text{ GeV})a_i$. Thus their work gives the prediction,

$$M_1 \sim 0.026 - 0.045 \text{ GeV}, E_2 \simeq M_3 \simeq -0.13 \text{ GeV}. \quad (34)$$

which are also in reasonable agreement with our results.

IV. CONCLUSION

We calculate in the quenched approximation the mass of $J^{PC} = 2^{-+}$ charmonium η_{c2} , as well as its radiative transition width to J/ψ . The computation are carried out on two anisotropic lattices with different lattice spacings, such that the lattice artifacts can be controlled to some extent. As a calibration, we calculate first the spectrum of the lowest-lying charmonia, such as $1S$ and $1P$ states, which reproduces the physical pattern of the spectrum. In addition, we calculate the transition width of $\chi_{c2} \rightarrow \gamma J/\psi$, and get the result $361 \pm 9 \text{ keV}$, which is in good agreement with the experimental value of $384 \pm 38 \text{ keV}$. Both of these facts manifest the small systematic uncertainties due to the quenched approximation and the finite lattice spacings.

There are two states observed in the 2^{-+} channel, with masses $3.80(3) \text{ GeV}$ and $4.4(1) \text{ GeV}$, respectively. It is found that the F-type operator $(\bar{\psi}\Gamma\psi F)$ couples predominantly to the higher state, which might be the counterpart of the 1^{-+} 'hybrid' charmonium with a mass $4.1 - 4.3 \text{ GeV}$. The lower state has a mass similar to that of the well established $\psi(3770)$ which is always assigned to be mainly the 1^3D_1 charmonium, and therefore can be naturally identified as the conventional 1^1D_2 charmonium η_{c2} . Obviously it is about 70 MeV lower in mass than $X(3872)$ and this difference cannot be attributed to the systematic uncertainties of our work.

As for the transition rate of $\eta_{c2} \rightarrow J/\psi\gamma$, we get a small partial width of roughly $3.8(9) \text{ keV}$, which is in agreement with the phenomenological studies. Taking the branch ratio $\text{Br}(X(3872) \rightarrow J/\psi\gamma) > 0.9\%$ (BaBar) or 0.6% (Belle), the full width of $X(3872)$ is estimated to be $> 230 - 300 \text{ keV}$, which is much smaller than, but not contradicts with the experimental upper limit $\Gamma_X < 2.3 \text{ MeV}$. Obviously, a reliable calculation of the partial width $\eta_{c2} \rightarrow \psi'\gamma$ is also crucial for the 1^1D_2 charmonium assignment of $X(3872)$, but unfortunately there are difficulties in the unambiguous extraction of excited states on the lattice. However, we can still infer some useful information from the calculation of $\eta_{c2} \rightarrow J/\psi\gamma$. In the potential quark model, it is known that $1^1D_2 \rightarrow \gamma V$ is a hindered transition with

$M_1(0) = 0$, therefore the observed non-zero $M_1(0)$ and the appearance of the higher multipole E_2 and M_3 can be understood as the relativistic correction and the recoil effects by the emission of a hard photon ($E_\gamma \sim 0.65 \text{ GeV}$ for the final J/ψ and $E_\gamma \sim 0.11 \text{ GeV}$ for ψ'). Intuitively this kind of effect for the final ψ' can be similar to that for the final J/ψ , or even milder, thus the width of $\eta_{c2} \rightarrow \gamma\psi'$ will be suppressed by a kinematic factor of $(0.65/0.11)^3 \sim 200$ when compared with the transition $\eta_{c2} \rightarrow \gamma J/\psi$. With this fact in mind, the η_{c2} assignment of $X(3872)$ can be ruled out if the BaBar's observation of $\text{Br}(X(3872) \rightarrow \gamma\psi')/\text{Br}(X(3872) \rightarrow \gamma J/\psi) = 3.4 \pm (1.4)$ is confirmed.

ACKNOWLEDGEMENTS

This work was supported in part by the National Science Foundation of China (NSFC) under the grant No.10835002, No.11075167, No.11021092, No.10975076, and No.11105153.

Appendix A: Multipoles decomposition of $\chi_{c2} \leftrightarrow J/\psi$

For the convenience of readers, the details of the multipole decomposition of matrix elements of the electromagnetic current $j^\mu(0)$ between a 1^{--} vector V state and a 2^{++} tensor state are described here following Ref. [35]. The most general Lorentz covariant decomposition with P and C parity invariance is

$$\begin{aligned} \langle V(\vec{p}_V, \lambda_V) | j^\mu(0) | T(\vec{p}_T, \lambda_T) \rangle = & a(Q^2)A^\mu + b(Q^2)B^\mu \\ & + c(Q^2)C^\mu + d_T(Q^2)D_T^\mu + d_V(Q^2)D_V^\mu \\ & + f_T(Q^2)F_T^\mu + f_V(Q^2)F_V^\mu \end{aligned} \quad (A1)$$

with the definitions

$$\begin{aligned} A^\mu & \equiv \epsilon^{\mu\nu}(\vec{p}_T, \lambda_T) \epsilon_\nu^*(\vec{p}_V, \lambda_V); \\ B^\mu & \equiv \epsilon^{\mu\nu}(\vec{p}_T, \lambda_T) p_\nu^V (\epsilon^*(\vec{p}_V, \lambda_V) \cdot p_T); \\ C^\mu & \equiv \epsilon^{*\mu}(\vec{p}_V, \lambda_V) (\epsilon^{\alpha\beta}(\vec{p}_T, \lambda_T) p_\alpha^V p_\beta^V); \\ D_T^\mu & \equiv p_T^\mu (\epsilon^{\alpha\beta}(\vec{p}_T, \lambda_T) \epsilon_\alpha^*(\vec{p}_V, \lambda_V) p_\beta^V); \\ D_V^\mu & \equiv p_V^\mu (\epsilon^{\alpha\beta}(\vec{p}_T, \lambda_T) \epsilon_\alpha^*(\vec{p}_V, \lambda_V) p_\beta^V); \\ F_T^\mu & \equiv p_T^\mu (\epsilon^{\alpha\beta}(\vec{p}_T, \lambda_T) p_\alpha^V p_\beta^V) (\epsilon^*(\vec{p}_V, \lambda_V) \cdot p_T); \\ F_V^\mu & \equiv p_V^\mu (\epsilon^{\alpha\beta}(\vec{p}_T, \lambda_T) p_\alpha^V p_\beta^V) (\epsilon^*(\vec{p}_V, \lambda_V) \cdot p_T). \end{aligned} \quad (A2)$$

On the other hand, the matrix elements $\langle V | j^\mu | T \rangle$ can be also expressed in terms of the helicity amplitudes,

$$\langle V|j^\mu|T\rangle\epsilon_\mu^*(\lambda_\gamma = \pm) = \sum_k \sqrt{\frac{2k+1}{2J+1}} [E_k \frac{1}{2}(1 + (-1)^k \delta P) \mp M_k \frac{1}{2}(1 - (-1)^k \delta P)] \langle k\mp; J'\lambda \pm 1|J\lambda\rangle \quad (\text{A3})$$

$$\langle V|j^\mu|T\rangle\epsilon_\mu^*(\lambda_\gamma = 0) = \sum_k \sqrt{\frac{2k+1}{2J+1}} C_k \frac{1}{2}(1 + (-1)^k \delta P) \langle k0; J'\lambda|J\lambda\rangle, \quad (\text{A4})$$

where E_k , M_k , and C_K are multipole amplitudes, δP is the product of P parity of initial (T) and final state (V), and takes the value $\delta P = -1$ for $2^+ \rightarrow 1^-$ transition. This is actually the helicity selection rules. An additional constraint comes from the conservation of the vector current also gives an additional constraint,

$$\langle V|j^\mu|T\rangle q_\mu = \partial_\mu \langle V|j^\mu|T\rangle = 0. \quad (\text{A5})$$

With the constraints Eq. A3, A4, A5, we can solve $a(Q^2)$, $b(Q^2)$, $c(Q^2)$, ... in the rest frame of the initial state with the spatial momentum of the photon parallel to z -axis (the polarization vector of the photon takes $(1, 0, 0, 1)$). Thus we can get the expressions in terms of $E_k(q^2)$, $C_K(Q^2)$. After that, the general expression of the form factor a, b, c, \dots can be obtained by carrying out a general Lorentz transformation. For the case of $2^+ \rightarrow 1^-$ transition here, Eq.A3 provides three independent equations with respect to the three different helicities of the vector state, and therefore gives the relations between $(a(Q^2), b(Q^2), c(Q^2))$ and $(E_1(Q^2), M_2(Q^2), E_3(Q^2))$ as,

$$\begin{aligned} a &= \frac{E_3}{\sqrt{15}} - M_2\sqrt{3} + \sqrt{\frac{3}{5}}E_1, \\ b &= \frac{1}{5\sqrt{3}\Omega} \left(3\sqrt{5}E_1(m_T m_V - p_T \cdot p_V) \right. \\ &\quad \left. + 5M_2(m_I m_V + p_T \cdot p_V) \right. \\ &\quad \left. - \sqrt{5}E_3(4m_T m_V + p_T \cdot p_V) \right) \\ c &= m_T^2 \frac{\sqrt{5}E_3 + 4M_2}{2\sqrt{3}\Omega}, \end{aligned} \quad (\text{A6})$$

with $\Omega \equiv (p_T \cdot p_V)^2 - m_T^2 m_V^2$. The constraints from (Eq.A4) and (Eq.A5) with plus/minus helicity of the vector meson can fix parameter d_V and d_T . Furthermore, f_V and f_T can be derived from (Eq.A4) and (Eq.A5) with zero helicity of vector meson. As such, the multipole decomposition of the matrix elements $\langle V|j^\mu|T\rangle$ can be expressed finally as,

$$\begin{aligned} \langle V(\vec{p}_V, \lambda_V)|j^\mu(Q^2)|T(\vec{p}_T, \lambda_T)\rangle &= \alpha_1^\mu E_1(Q^2) \\ &+ \alpha_2^\mu M_2(Q^2) + \alpha_3^\mu E_3(Q^2) + \alpha_4^\mu C_1(Q^2) + \alpha_5^\mu C_3(Q^2) \end{aligned} \quad (\text{A7})$$

with the functions α_i^μ defined by

$$\begin{aligned}
\alpha_1^\mu &= \sqrt{\frac{3}{5}} \left[-A^\mu + \frac{m_T}{\Omega}(\tilde{\omega} - m_V)B^\mu + \frac{m_T}{\Omega}(\tilde{\omega}D_T^\mu - m_TD_V^\mu) + \frac{m_T^2}{\Omega^2}(\tilde{\omega} - m_V)(-\tilde{\omega}F_T^\mu + m_VF_V^\mu) \right] \\
\alpha_2^\mu &= \sqrt{\frac{1}{3}} \left[A^\mu - \frac{m_T}{\Omega}(\tilde{\omega} + m_V)B^\mu - \frac{2m_T^2}{\Omega}C^\mu + \frac{m_T}{\Omega}(-\tilde{\omega}D_T^\mu + m_TD_V^\mu) \right. \\
&\quad \left. + \frac{m_T^2}{\Omega^2}((\tilde{\omega}^2 + \tilde{\omega}m_V - 2m_V^2)F_T^\mu + m_i(\tilde{\omega} - m_V)F_V^\mu) \right] \\
\alpha_3^\mu &= \sqrt{\frac{1}{15}} \left[-A^\mu + \frac{m_T}{\Omega}(\tilde{\omega} + 4m_V)B^\mu - \frac{5m_T^2}{2\Omega}C^\mu + \frac{m_T}{\Omega}(\tilde{\omega}D_T^\mu - m_TD_V^\mu) \right. \\
&\quad \left. + \frac{m_T^2}{\Omega^2}(-(\tilde{\omega}^2 + 4\tilde{\omega}m_V + \frac{5}{2}m_V^2)F_T^\mu + m_i(\frac{7}{2}\tilde{\omega} + 4m_V)F_V^\mu) \right] \\
\alpha_4^\mu &= \sqrt{\frac{3}{5}} \frac{m_T}{\Omega\sqrt{q^2}} \left[(m_V^2 - \tilde{\omega}m_T)D_T^\mu + (m_T^2 - \tilde{\omega}m_T)D_V^\mu - \frac{m_T}{\Omega}(\tilde{\omega} - m_V)((m_V^2 - \tilde{\omega}m_T)F_T^\mu + (m_T^2 - \tilde{\omega}m_T)F_V^\mu) \right] \\
\alpha_5^\mu &= \sqrt{\frac{2}{5}} \frac{m_T}{\Omega\sqrt{q^2}} \left[(m_V^2 - \tilde{\omega}m_T)D_T^\mu + (m_T^2 - \tilde{\omega}m_T)D_V^\mu - \frac{m_T}{\Omega}(\tilde{\omega} + \frac{3}{2}m_V)((m_V^2 - \tilde{\omega}m_T)F_T^\mu + (m_T^2 - \tilde{\omega}m_T)F_V^\mu) \right].
\end{aligned} \tag{A8}$$

where $\tilde{\omega} \equiv \frac{p_T \cdot p_V}{m_T}$ and $\omega^\pm \equiv p_T \cdot p_V \pm m_V m_T$.

Appendix B: Multipoles of $\eta_{c2} \leftrightarrow J/\psi$

The case of $\eta_{c2} \rightarrow J/\psi$ is slightly different from above. The most general Lorentz covariant decomposition with P and C parity invariance is,

$$\langle V(\vec{p}_V, \lambda_V) | j^\mu(0) | \eta_2(\vec{p}_T, \lambda_T) \rangle = a(Q^2)A^\mu + b(Q^2)B^\mu + c(Q^2)C^\mu + d(Q^2)D^\mu + e(Q^2)E^\mu \tag{B1}$$

with

$$\begin{aligned}
A^\mu &= \epsilon^{\mu\nu\rho\sigma} \epsilon_\nu^*(\vec{p}_V, \lambda_V) p_\rho^V \epsilon_\sigma^\beta(\vec{p}_T, \lambda_T) p_\beta^V, \\
B^\mu &= \epsilon^{\beta\nu\rho\sigma} p_\beta^T \epsilon_\nu^*(\vec{p}_V, \lambda_V) p_\rho^V \epsilon_\sigma^\mu(\vec{p}_T, \lambda_T), \\
C^\mu &= \epsilon^{\mu\nu\rho\sigma} p_\nu^T p_\rho^V \epsilon_\sigma^\beta(\vec{p}_T, \lambda_T) \epsilon_\beta^*(\vec{p}_V, \lambda_V), \\
D^\mu &= \epsilon^{\mu\nu\rho\sigma} p_\nu^V p_\rho^T \epsilon_\sigma^*(\vec{p}_V, \lambda_V) \epsilon^{\alpha\beta}(\vec{p}_T, \lambda_T) p_\alpha^V p_\beta^V, \\
E^\mu &= \epsilon^{\mu\nu\rho\sigma} p_\nu^V p_\rho^T \epsilon_\sigma^\beta(\vec{p}_T, \lambda_T) p_\beta^V \epsilon^{*\alpha}(\vec{p}_V, \lambda_V) p_\alpha^T. \tag{B2}
\end{aligned}$$

In fact, there exist another three Lorentz covariant structures A_T , E_V and E_T ,

$$\begin{aligned}
E_V^\mu &= \epsilon^{\alpha\nu\rho\sigma} p_\alpha^T \epsilon_\nu^*(\vec{p}_V, \lambda_V) p_\rho^V \epsilon^{\sigma\beta}(\vec{p}_T, \lambda_T) p_\beta^V p_\beta^\mu, \\
A_T^\mu &= \epsilon^{\mu\nu\rho\sigma} \epsilon_\nu^*(\vec{p}_V, \lambda_V) p_\rho^T \epsilon_\sigma^\beta(\vec{p}_T, \lambda_T) p_\beta^V, \\
E_T^\mu &= \epsilon^{\alpha\nu\rho\sigma} p_\alpha^T \epsilon_\beta^*(\vec{p}_V, \lambda_V) p_\rho^V \epsilon^{\sigma\beta}(\vec{p}_T, \lambda_T) p_\beta^V p_T^\mu, \tag{B3}
\end{aligned}$$

which, however, are not independent from the above functions, and do not appear in the decomposition, as show in the following relations,

$$\begin{aligned}
A_T^\mu &= -B^\mu - C^\mu \\
E_T^\mu &= m_T^2 A^\mu + p_V \cdot p_T B^\mu + p_V \cdot p_T C^\mu + E^\mu \\
E_V^\mu &= p_V \cdot p_T A^\mu + m_V^2 B^\mu + m_V^2 C^\mu + D^\mu. \tag{B4}
\end{aligned}$$

Based on this, one can follow the similar procedure of the case of $\chi_{c2} \rightarrow J/\psi$ to derive the related multipole decomposition. The constraint of decomposition is similar to (Eq.A3-A5) while $\delta P = 1$. Finally, one can get the result,

$$\begin{aligned}
\langle V(\vec{p}_V, \lambda_V) | j^\mu(0) | \eta_2(\vec{p}_T, \lambda_T) \rangle = & \\
& \frac{i}{5\Omega^{1/2}} M_1(Q^2) \left[-\sqrt{15}C^\mu + \frac{1}{\Omega} \sqrt{15}E^\mu(-m_V m_T + p_T \cdot p_V) \right] \\
& + \frac{i}{3\Omega^{1/2}} E_2(Q^2) \left[\sqrt{3}C^\mu + \frac{1}{\Omega} \left(2\sqrt{3}D^\mu m_T^2 - \sqrt{3}E^\mu(m_V m_T + p_T \cdot p_V) \right) \right] \\
& + \frac{i}{30\Omega^{1/2}} M_3(Q^2) \left[-2\sqrt{15}C^\mu + \frac{1}{\Omega} \left(5\sqrt{15}D^\mu m_T^2 + 2\sqrt{15}E^\mu(4m_V m_T + p_T \cdot p_V) \right) \right] \\
& - \frac{i}{\sqrt{q^2}\Omega^{1/2}} C_2(Q^2) \left[A^\mu m_T + B^\mu m_T + C^\mu m_T + \frac{1}{\Omega} \left(D^\mu m_T(m_T^2 - p_T \cdot p_V) + E^\mu m_T(m_V^2 - p_T \cdot p_V) \right) \right] \quad (B5)
\end{aligned}$$

Appendix C: Form-factor as function of Q^2 or Ω

Transition form factors are always expressed as Lorentz scalar functions of the squared momentum transfer, $Q^2 = -q^2 = -(q_i - q_f)^2$, where p_i and p_f refer to the four momenta of the initial and final particle, respectively. However, if one looks into the Lorentz decomposition

Eq. A1 and the multipole decomposition Eq. A7 for the $\chi_{c2} \rightarrow J/\psi$ transition matrix elements, one can find that the quantity $\Omega \equiv (p_i \cdot p_f)^2 - m_i^2 m_f^2$ with $p_i \cdot p_f = (m_i^2 + m_f^2 + Q^2)/2$, is also an interesting Lorentz invariant kinematic variable. According to the Eq. A6, the multipole amplitudes E_1 , M_2 , and E_3 can be reversely expressed in terms of the form factors a, b, c as,

$$\begin{aligned}
E_1(\Omega) &= \sqrt{\frac{5}{3}}a + \frac{6c m_V - 3a m_T + 4b m_V^2 m_T}{4\sqrt{15}m_T} \left(\frac{\Omega}{m_V^2 m_T^2} \right) - \frac{1}{16} \sqrt{\frac{3}{5}}a \left(\frac{\Omega}{m_V^2 m_T^2} \right)^2 + O \left(\left(\frac{\Omega}{m_V^2 m_T^2} \right)^3 \right), \\
M_2(\Omega) &= \frac{2c m_V - a m_T + 4b m_V^2 m_T}{4\sqrt{3}m_T} \left(\frac{\Omega}{m_V^2 m_T^2} \right) - \frac{a}{16\sqrt{3}} \left(\frac{\Omega}{m_V^2 m_T^2} \right)^2 + O \left(\left(\frac{\Omega}{m_V^2 m_T^2} \right)^3 \right), \\
E_3(\Omega) &= \frac{-2c m_V + (a + 2b m_V^2) m_T}{\sqrt{15}m_T} \left(\frac{\Omega}{m_V^2 m_T^2} \right) + \frac{a}{4\sqrt{15}} \left(\frac{\Omega}{m_V^2 m_T^2} \right)^2 + O \left(\left(\frac{\Omega}{m_V^2 m_T^2} \right)^3 \right). \quad (C1)
\end{aligned}$$

Obviously these are polynomials of the variable $\Omega/(m_V^2 m_T^2)$ with the coefficients the combinations of the form factors a, b, c . The physical meaning of above expression can be understood in the rest frame of the decaying particle (T here), where $\Omega/(m_V^2 m_T^2) = v^2$ with $v = |\vec{p}_V|/m_V \sim 0.16$ for the $\chi_{c2} \rightarrow J/\psi$ transition. It is clearly seen from these expressions that the E_1 transition is dominant, while M_2 and E_3 transitions are suppressed by a factor of $v^2 \sim 0.026$. On the other hand, $M_2(Q^2)$

and $E_3(Q^2)$ should be zero at $v = 0$, or equivalently, $Q^2 = -(m_T - m_V)^2$, as is confirmed by our simulation results (seen in Fig.4). It is found in the calculation that M_2 and E_3 are consistent to zero when both of initial and final state are rest.

As for the $\eta_{c2} \rightarrow J/\psi$ transition, the multipole amplitudes M_1 , E_2 and M_3 can be similarly expressed as polynomials in $\Omega/(m_V^2 m_T^2)$ with the coefficients also the combinations of the form factors in Eq. B1,

$$\begin{aligned}
M_1(\Omega) &= i \frac{\sqrt{\Omega}}{m_T} \left[\sqrt{\frac{5}{12}} (a m_V + a m_T - 2c m_T) + \frac{2a m_V - 3c m_T - 4d m_V^2 m_T + 6e m_V m_T^2}{4\sqrt{15}} \left(\frac{\Omega}{m_V^2 m_T^2} \right) \right. \\
&\quad \left. + \frac{-2a m_V + 3c m_T}{16\sqrt{15}} \left(\frac{\Omega}{m_T^2 m_V^2} \right)^2 + O \left(\left(\frac{\Omega}{m_T^2 m_V^2} \right)^3 \right) \right], \\
E_2(\Omega) &= i \frac{\sqrt{\Omega}}{m_T} \left[-\sqrt{\frac{3}{4}} (a m_T - a m_V) + \frac{2a m_V - c m_T - 4d m_V^2 m_T + 2e m_V m_T^2}{4\sqrt{3}} \left(\frac{\Omega}{m_V^2 m_T^2} \right) \right. \\
&\quad \left. + \frac{-2a m_V + c m_T}{16\sqrt{3}} \left(\frac{\Omega}{m_T^2 m_V^2} \right)^2 + O \left(\left(\frac{\Omega}{m_T^2 m_V^2} \right)^3 \right) \right], \\
M_3(\Omega) &= i \frac{\sqrt{\Omega}}{m_T} \left[-\frac{-a m_V - c m_T + 2d m_V^2 m_T + 2e m_V m_T^2}{\sqrt{15}} \left(\frac{\Omega}{m_V^2 m_T^2} \right) - \frac{a m_V + c m_T}{4\sqrt{15}} \left(\frac{\Omega}{m_T^2 m_V^2} \right)^2 \right. \\
&\quad \left. + O \left(\left(\frac{\Omega}{m_T^2 m_V^2} \right)^3 \right) \right]. \tag{C2}
\end{aligned}$$

In the rest frame of the decaying particle η_{c2} (denoted by T here), the pre-factor $\sqrt{\Omega}/m_T = |\vec{p}_V|$ is exactly the requirement of the P -wave decay of $\eta_{c2} \rightarrow \gamma J/\psi$. The phys-

ical implication of these expression has been discussed in the context and is omitted here.

-
- [1] S.K. Choi *et al.* [Belle Collaboration], Phys. Rev. Lett. **91**, 262001 (2003) [arXiv:hep-ex/0309032].
 - [2] B. Aubert *et al.* [BABAR Collaboration], Phys. Rev. D **71**, 071103 (2005).
 - [3] D.E. Acosta *et al.* [CDF II Collaboration], Phys. Rev. Lett. **93**, 072001 (2004).
 - [4] V.M. Abazov *et al.* [D0 Collaboration], Phys. Rev. Lett. **93**, 162002 (2004).
 - [5] K. Nakamura *et al.*, J. Phys. D **37**, 075021 (2010).
 - [6] S.-K. Choi, S.L. Olsen, K. Trabelsi, *et al.* [Belle Collaboration], Phys. Rev. D **84**, 052004 (2011) [arXiv:1107.0163(hep-ex)].
 - [7] A. Abulencia *et al.* [CDF Collaboration], Phys. Rev. Lett. **96**, 102002 (2006).
 - [8] B. Aubert *et al.* [BABAR Collaboration], Phys. Rev. D **74**, 071101 (2006).
 - [9] C. Bignamini, B. Grinstein, F. Piccinini, A.D. Polosa, and C. Sabelli, Phys. Rev. Lett. **103**, 162001 (2009).
 - [10] M.B. Voloshin, Phys. Lett. B **579**, 316 (2004).
 - [11] I.W. Lee, A. Faessler, T. Gutsche, and V.E. Lyubovitskij, Phys. Rev. D **80**, 094005 (2009).
 - [12] L. Maiani, F. Piccinini, A.D. Polosa, and V. Riguer, Phys. Rev. D **71**, 014028 (2005).
 - [13] S. Dubnicka, A.Z. Dubnickova, M.A. Ivanov, and J.G. Korner, Phys. Rev. D **81**, 114007 (2010).
 - [14] S. Dubnicka, A.Z. Dubnickova, M.A. Ivanov, J.G. Korner, P. Santorelli, and G.G. Saidullaeva, Phys. Rev. D **84**, 014006 (2011).
 - [15] P. del Amo Sanchez *et al.* [BABAR Collaboration], Phys. Rev. D **82**, 011101 (2010) [arXiv:1005.5190 (hep-ex)].
 - [16] J.S. Lange *et al.* [Belle Collaboration], arXiv:1109.1699 (hep-ex).
 - [17] B. Aubert *et al.* [BaBar Collaboration], Phys. Rev. Lett. **102**, 132001 (2009).
 - [18] V. Bhardwaj *et al.* [Belle Collaboration], Phys. Rev. Lett. **107**, 091803 (2011) [arXiv:1105.0177(hep-ex)].
 - [19] T. Barnes, S. Godfrey, E.S. Swanson, Phys. Rev. D **72**, 054026 (2005).
 - [20] M. Okamoto, *et al.*, Phys. Rev. D **65**, 094508 (2002).
 - [21] P. Chen, Phys. Rev. D **64**, 034509 (2001).
 - [22] Y. Chen, C. Liu, Y.B. Liu, J.P. Ma, J.B. Zhang, hep-lat/0701021.
 - [23] L.M. Liu, S. M. Ryan, M. Peardon, G. Moir and P. Vilaseca, arXiv:1112.1358 [hep-lat].
 - [24] T. Barnes, and S. Godfrey, Phys. Rev. D **69**, 054008 (2004).
 - [25] A.M. Badalian, V.L. Morgunov, and B.L.G. Bakker, Phys. At. Nucl. **63**, 1635 (2000).
 - [26] Yu.S. Kalashnikova and A.V. Nefediev, Phys. Rev. D **82**, 097502 (2010).
 - [27] H.W. Ke and X.Q. Li, Phys. Rev. D **84**, 114026 (2011) [arXiv:1107.0443 (hep-ph)].
 - [28] Y. Jia, W.L. Sang and J. Xu, arXiv:1007.4541 (hep-ph).
 - [29] C.J. Morningstar and M. Peardon, Phys. Rev. D **56**, 4043 (1997).
 - [30] C. Liu, J. Zhang, Y. Chen, J.P. Ma, Nucl. Phys. B **624**, 360 (2002).
 - [31] S. Su, L. Liu, X. Li, and C. Liu, Int. J. Mod. Phys. A **21**, 1015 (2006), Chin. Phys. Lett. **22**, 2198 (2005).
 - [32] X. Liao and T. Manke, arXiv:hep-lat/0210030.
 - [33] J.J. Dudek, R.G. Edwards, N. Mathur and D.G. Richards, Phys. Rev. D **77**, 034501 (2008) [arXiv:0707.4162 (hep-lat)].
 - [34] Y. Liu, X.Q. Luo, Phys. Rev. D **73**, 054510 (2006).

[35] J.J. Dudek, R.G. Edwards and D.G. Richards, Phys. Rev. D **73**, 074507 (2006) [arXiv:hep-ph/0601137].
[36] F.D.R. Bonnet, R.G. Edwards, G.T. Fleming, R. Lewis,

and D.G. Richards, Phys. Rev. D **72**, 054506 (2005).