

Stationary motion of phase transition fronts in a cosmological phase transition

Ariel Mégevand* and Alejandro D. Sánchez†

IFIMAR (CONICET-UNMdP),

Departamento de Física, Facultad de Ciencias Exactas y Naturales, UNMdP,

Deán Funes 3350, (7600) Mar del Plata, Argentina

Abstract

We consider the steady state motion of planar phase-transition fronts in first-order phase transitions of the Universe. We find the wall velocity as a function of the friction and the thermodynamical parameters, taking into account the different hydrodynamic modes of propagation. We obtain analytical approximations for the velocity by using the thin wall approximation and the bag equation of state. We discuss the range of validity of the approximations and compare our results to those of numerical calculations. We analyze the structure of the stationary solutions. Multiple solutions may exist for a given set of parameters, even after discarding non-physical ones. We discuss which of these will be realized in the phase transition as the stationary wall velocity.

1 Introduction

In a first-order cosmological phase transition, bubbles nucleate and expand, converting the high-temperature phase into the low-temperature one (see, e.g., [1, 2, 3]). As bubbles expand, latent heat is released at their boundaries. This energy raises the temperature and causes bulk motions of the plasma. The perturbations caused in the cosmic fluid by the nucleation and expansion of bubbles generate a departure from thermal equilibrium. This may give rise to a number of cosmic relics, such as a baryon number asymmetry [4], baryon inhomogeneities [5], magnetic fields [6], topological defects [7], or gravitational waves [8, 9].

In general, the system can be described by a relativistic fluid and scalar field ϕ at finite temperature T [10, 11, 12]. The latter may be a Higgs field and acts as an order parameter for the phase transition. At high temperatures the free energy $\mathcal{F}(\phi, T)$ has a minimum

*Member of CONICET, Argentina. E-mail address: megevand@mdp.edu.ar

†Member of CONICET, Argentina. E-mail address: sanchez@mdp.edu.ar

$\phi_+(T)$ (in general, $\phi_+ \equiv 0$) and at low temperatures a different minimum $\phi_-(T)$. In a first-order phase transition, the two minima coexist in certain range of temperatures, separated by a barrier. In the high- T phase, the free energy density is given by $\mathcal{F}_+(T) = \mathcal{F}(\phi_+(T), T)$, whereas in the low- T phase, it is given by $\mathcal{F}_-(T) = \mathcal{F}(\phi_-(T), T)$. The critical temperature T_c is that for which $\mathcal{F}_+(T_c) = \mathcal{F}_-(T_c)$. The phase transition occurs when the temperature of the Universe reaches T_c . At $T = T_c$, though, the nucleation rate vanishes, and bubbles effectively begin to nucleate at some temperature T_n below T_c [2, 13]. The nucleated bubbles expand due to the pressure difference between the two phases. Their walls immediately reach a stationary velocity v_w due to the friction with the surrounding plasma.

Recently, the hydrodynamics of the moving bubble walls has received much attention (see, e.g., [14, 15, 16, 17]) due to the interest in performing thorough calculations of the wall velocity and the energy injected into bulk motions of the fluid. These quantities are relevant for the generation of baryons and gravitational waves. A realistic evaluation of such cosmological consequences requires considering the dynamics of the phase transition as completely as possible. Following the development of a phase transition involves the calculation of several temperature-dependent quantities such as, e.g., the bubble nucleation rate or the pressure of the two phases. During the phase transition the temperature varies in time and space due to the adiabatic cooling of the Universe and the release of latent heat. As a consequence, one has to deal with a set of integro-differential equations. Some of the involved variables (for instance, the nucleation rate) are very sensitive to approximations. For these, it is convenient to resort to nontrivial numerical calculations in order to avoid large errors. Therefore, finding analytical approximations where possible (e.g., for the bubble wall velocity) provides a way of reducing the computation time. Generally used simplifications include the thin wall approximation and the bag equation of state [10, 11, 12, 18]. Even with these approximations, it is not always possible to obtain analytical results. A considerable simplification is achieved by considering planar walls. Analytic results for the planar case were found recently in Ref. [14] for the wall velocity and in Ref. [15] for the energy injected into the fluid.

In this paper we investigate the propagation of a phase transition front in the plasma. We aim at finding analytical approximations for the wall velocity as a function of the friction and the thermodynamical parameters. The present work is a continuation of the investigations of Ref. [14], where we considered planar walls propagating as weak deflagrations or weak detonations. Here we include into consideration the case of supersonic, Jouguet deflagrations [11] (see Ref. [16] for a recent study for spherical-symmetry walls). We also discuss here whether the different solutions are physical or not, and which of them will be realized as final stationary states during the phase transition. We discuss the validity of the analytical approximations. The approximations are better for weaker solutions than for those close to the Jouguet points. For comparison, we consider some cases previously studied with numerical calculations [10, 11, 12].

The paper is organized as follows. In section 2 we consider the equations for the profiles of the fluid and the bubble wall, including a phenomenological friction term. We study the thin wall limit. In section 3 we use the bag equation of state to obtain a set

of analytic equations for the wall velocity. In sections 4 and 5 we present our results and compare them with those of the numerical works of Refs. [10, 11, 12]. In section 4 we discuss the range of validity of the analytical approximations and in section 5 we analyze the dependence of the wall velocity on the thermodynamic parameters and the friction. Finally, we conclude in section 6.

2 Hydrodynamics and microphysics

We shall consider the motion of bubble walls at a given temperature $T_n < T_c$, i.e., we shall regard the nucleation temperature T_n as a free parameter. Therefore, we shall not be concerned here with the calculation of the amount of supercooling. All the thermodynamic quantities (energy density, pressure, temperature, etc.) are derived from the free energy density. We have two phases, characterized by the minima ϕ_{\pm} . Thus, the equation of state (EOS) is different in each phase. For instance, the energy density is given by $\rho_{\pm}(T) = \mathcal{F}_{\pm}(T) - T\mathcal{F}'_{\pm}(T)$, where a prime indicates derivative with respect to T . The pressure is given by $p_{\pm}(T) = -\mathcal{F}_{\pm}(T)$. The enthalpy density is given by $w_{\pm} = \rho_{\pm} + p_{\pm}$, and the entropy density by $s_{\pm} = w_{\pm}/T$. The speed of sound is given by $c_{\pm}^2(T) = \partial p_{\pm}/\partial \rho_{\pm} = p'_{\pm}(T)/\rho'_{\pm}(T)$. The latent heat is defined as $L \equiv \rho_+(T_c) - \rho_-(T_c)$.

In the regions separating the two phases the scalar field ϕ varies from ϕ_+ to ϕ_- . These interfaces are the walls of expanding bubbles, i.e., the phase-transition fronts. In general, temperature gradients arise during the phase transition, and the temperature varies beyond the bubble walls. Thus, the system is characterized by the scalar field $\phi(\mathbf{x}, t)$, the temperature $T(\mathbf{x}, t)$ of the plasma (which we treat as a perfect relativistic fluid), and the fluid velocity $v(\mathbf{x}, t)$. These variables are governed by the equations

$$\partial_{\mu} \left(-T \frac{\partial \mathcal{F}}{\partial T} u^{\mu} u^{\nu} + g^{\mu\nu} \mathcal{F} \right) + \partial_{\mu} \partial^{\mu} \phi \partial^{\nu} \phi = 0, \quad (1)$$

$$\partial_{\mu} \partial^{\mu} \phi + \frac{\partial \mathcal{F}}{\partial \phi} + \tilde{\eta} T f(\phi/T) u^{\mu} \partial_{\mu} \phi = 0, \quad (2)$$

where $u^{\mu} = (\gamma, \gamma \mathbf{v})$ is the four-velocity field of the fluid, with $\gamma = 1/\sqrt{1 - v^2}$. Equation (1) follows from energy-momentum conservation, $\partial_{\mu} T^{\mu\nu} = 0$, whereas Eq. (2) is the equation of motion for ϕ , where we have introduced a general phenomenological damping term proportional to $\partial_{\mu} \phi$ in order to account for the friction force acting on the scalar field. The function f and the dimensionless friction parameter $\tilde{\eta}$ can be derived by considering the microphysics in specific models [14, 19, 20].

We are interested in the steady-state motion of bubble walls. Therefore, we assume stationary profiles moving with the wall at constant velocity. For simplicity, we shall consider planar-symmetry fronts moving in the x direction (see [15] for a discussion on considering different wall geometries). In the rest frame of the front, all time derivatives vanish and Eqs. (1-2) become

$$-T \frac{\partial \mathcal{F}}{\partial T} \gamma^2 v = \text{constant}, \quad (3)$$

$$-T \frac{\partial \mathcal{F}}{\partial T} \gamma^2 v^2 - \mathcal{F} + \frac{1}{2} \left(\frac{d\phi}{dx} \right)^2 = \text{constant}, \quad (4)$$

$$\frac{d^2 \phi}{dx^2} - \frac{\partial \mathcal{F}}{\partial \phi} - \tilde{\eta} T f(\phi/T) \frac{d\phi}{dx} \gamma v = 0. \quad (5)$$

For a given model the static, 1-dimensional Eqs. (3-5) or the dynamic, 4-dimensional equations (1-2), can be integrated numerically, e.g., using a lattice [10, 11, 12]. However, it is very useful to assume that the interface is infinitely thin, thus eliminating the scalar field profile from hydrodynamics considerations. Assuming a thin wall is in general a good approximation, as the wall width is much smaller than the width of the fluid profiles. Indeed, the latter is determined by the dynamics of the phase transition and is roughly given by the time scale t . In contrast, the width of the wall, determined by the characteristic length of variation of ϕ , is roughly given by the scale T^{-1} . In general, t is many orders of magnitude larger than T^{-1} . As we shall see, taking the thin wall limit in Eqs. (3-4) is trivial, whereas doing so in Eq. (5) requires additional approximations.

2.1 Hydrodynamics

Equations (3) and (4) relate the fluid variables on each side of the wall (in the rest frame of the wall). We shall use a $+$ sign for variables just in front of the wall and a $-$ sign for variables just behind the wall. Since ϕ' vanishes outside the interface, we have

$$w_- v_- \gamma_-^2 = w_+ v_+ \gamma_+^2, \quad (6)$$

$$w_- v_-^2 \gamma_-^2 + p_- = w_+ v_+^2 \gamma_+^2 + p_+. \quad (7)$$

These equations give v_+ as a function of v_- . The solutions have two branches (see Fig. 1), called *detonations* and *deflagrations*. For detonations the incoming flow is faster than the outgoing flow ($|v_+| > |v_-|$). The value of $|v_+|$ is supersonic in all the range $0 < |v_-| < 1$, and has a minimum at the *Jouguet point* $|v_-| = c_-$. The minimum value of $|v_+|$ is the Jouguet velocity v_J^{det} , with $v_J^{\text{det}} > c_+$. For deflagrations we have $|v_+| < |v_-|$, and $|v_+|$ has a maximum value $v_J^{\text{def}} < c_+$ at the Jouguet point $|v_-| = c_-$. The hydrodynamical process is called *weak* if the velocities v_+ and v_- are either both supersonic or both subsonic. Otherwise, the hydrodynamical process is called *strong*.

We may also have discontinuities in the fluid profiles out of the bubble wall, which are called *shock fronts*. In the reference frame of these surfaces Eqs. (6-7) apply. The functions $w(T)$ and $p(T)$ are the same on both sides of the surface (since we have the same phase), but the temperature is discontinuous.

Away from the phase transition front, the field ϕ is constant and Eq. (1) becomes

$$\partial_t (w \gamma^2 - p) + \partial_x (w \gamma^2 v) = 0, \quad (8)$$

$$\partial_t (w \gamma^2 v) + \partial_x [(w \gamma^2 v^2 + p)] = 0. \quad (9)$$

Since there is no characteristic distance scale in Eqs. (8-9), it is usual to assume the *similarity condition* [21], namely, that w, p and v depend only on $\xi = x/t$. Using the

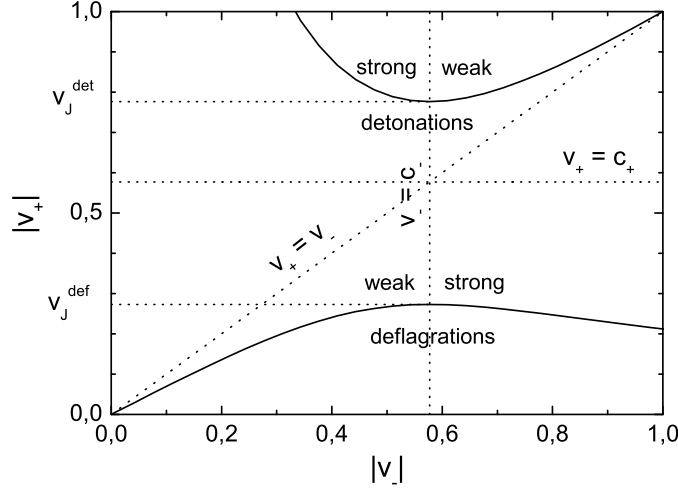


Figure 1: v_+ vs v_- for the bag EOS ($c_+ = c_- = 1/\sqrt{3}$), for $\alpha_+ = 0.1$. The upper branch corresponds to detonations and the lower to deflagrations.

relation $p' = c^2 \rho'$, where a prime indicates derivative with respect to ξ , we obtain the equation for the velocity profile (see e.g. [15])

$$\left[\left(\frac{\xi - v}{1 - \xi v} \right)^2 - c^2 \right] v' = 0. \quad (10)$$

Therefore we have either $v' = 0$, which gives constant solutions

$$v(\xi) = \text{constant}, \quad (11)$$

or $(\xi - v)/(1 - \xi v) = \pm c$, which gives two additional solutions. Of these, only the one corresponding to the $+$ sign will be realized for the boundary conditions of our problem,

$$v_{\text{rar}}(\xi) = \frac{\xi - c}{1 - \xi c}, \quad (12)$$

which corresponds to a rarefaction profile. The speed of sound c in principle depends on T and, thus, may depend on ξ . From Eqs. (8-9) we also obtain the equation for the enthalpy profile,

$$\frac{w'}{w} = \left(\frac{1}{c^2} + 1 \right) \frac{\xi - v}{1 - \xi v} \gamma^2 v', \quad (13)$$

which can be readily integrated to obtain the profiles of the thermodynamical variables. In particular, for $v = \text{constant}$ we have $T = \text{constant}$.

The fluid velocity and temperature profiles are constructed with the solutions (11-13), using the matching conditions (6-7) and appropriate boundary conditions. The usual

boundary conditions consist of a vanishing fluid velocity far behind the moving wall (at the center of the bubble) and far in front of the wall, where information on the bubble has not arrived yet. The temperature far in front of the wall can be determined from the dynamics of the phase transition. We shall assume it is given by the nucleation temperature T_n of the bubble. Three kinds of solutions are compatible with all these requirements (see [15] for details):

A detonation. The wall is supersonic and the fluid in front of it is unperturbed (see Fig. 2). Therefore, the fluid velocity in front of the wall vanishes, and we have $v_w = -v_+$, with $|v_+| \geq v_J^{\text{det}}$. It turns out that the fluid profile is only compatible with a weak detonation. Thus, the outgoing flow is also supersonic, $|v_-| \geq c_-$. Behind the wall, the fluid velocity is a constant between a certain point ξ_0 and $\xi_w = v_w$. At $\xi = \xi_0$ the fluid velocity matches the rarefaction solution (12), which vanishes at $\xi = c_-$. For $\xi < c_-$ we have $v = 0$. As we shall see, the fluid profile behind the wall does not play a role in the determination of the detonation wall velocity.

A “traditional” deflagration. For this solution the fluid behind the wall is at rest, so $v_w = -v_-$. The deflagration could in principle be weak, Jouguet, or strong (however, the latter seems to be unstable [10, 11, 12]). The fluid velocity in front of the wall is a constant up to a shock front ξ_{sh} , which moves supersonically. Beyond the shock, the fluid is still unperturbed.

A supersonic deflagration. The hydrodynamical solution is a Jouguet deflagration, i.e., $|v_+| < |v_-|$ and $|v_-| = c_-$. Hence, we have $|v_+| = v_J^{\text{def}} < c_+$. In this case, neither the fluid behind the wall nor in front of it is at rest, and the Jouguet condition $v_- = -c_-$ replaces the condition $v_- = -v_w$ of the traditional deflagration. Since the wall moves at the speed of sound with respect to the fluid behind it, and the fluid also moves (dragged by the wall), the wall velocity is always supersonic. The fluid profile behind the wall is given by the rarefaction solution (12) between c_- and ξ_w . In front of the wall, the fluid velocity is a constant up to the shock front.

Fixing the thermodynamical parameters, the latter solution exists for $c_- \leq v_w \leq v_J^{\text{def}}$. As the wall velocity of the supersonic deflagration approaches the limit $\xi_w = c_-$, the rarefaction wave disappears and this solution matches the traditional deflagration. As ξ_w increases, the shock front and the phase-transition front become closer. In the limit $\xi_w = v_J^{\text{def}}$, the shock wave disappears and the solution matches the detonation.

2.2 Microphysics

In order to obtain analytical results for the wall velocity, we shall implement the thin wall approximation in the friction equation (5). Following Ref. [14], we multiply Eq. (5) by ϕ' , integrate across the wall, and use $(\partial\mathcal{F}/\partial\phi)(d\phi/dx) = d\mathcal{F}/dx - (\partial\mathcal{F}/\partial T)(dT/dx)$ [10]. We obtain

$$p_+ - p_- - \int \left(-\frac{\partial\mathcal{F}}{\partial T} \right) dT - \int \tilde{\eta} T f(\phi/T) (\phi')^2 v \gamma dx = 0, \quad (14)$$

where $\phi' \equiv d\phi/dx$. We will make approximations for the integrals in Eq. (14), so that we can express the result in terms of the values of the variables outside the wall.

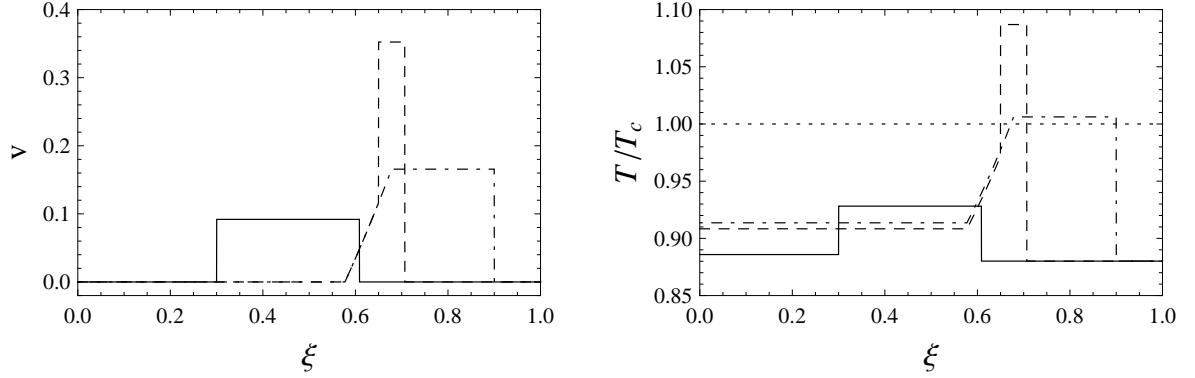


Figure 2: Some fluid profiles for the bag EOS with $\alpha_n = 0.1$ and $\alpha_c = 0.06$ ($T_n/T_c \simeq 0.88$). Solid lines correspond to a weak deflagration with $v_w = 0.3$, dashed lines to a Jouguet deflagration with $v_w = 0.65$, and dashed-dotted lines to a weak detonation with $v_w = 0.9$. Left: the fluid velocity. Right: the fluid temperature. The dotted line indicates the critical temperature.

First, we write the friction term as

$$-\int \tilde{\eta} T f(\phi/T) (\phi')^2 v \gamma dx \equiv \eta \frac{|v_+| \gamma_+ + |v_-| \gamma_-}{2} \quad (15)$$

(notice that the fluid velocity v in the rest frame of the wall is negative). The friction coefficient η is usually approximated by its value in the limit $T_+ = T_- = T_n$, i.e., when the effects of hydrodynamics are neglected and only microphysics is considered. This is the limit in which the fluid is left unperturbed by the wall, and is valid for very weak solutions, for which $v_+ = v_- = -v_w$. According to Eqs. (14-15), the wall velocity is given in this limit by

$$v_w \gamma_w|_{\text{micro}} = \frac{p_-(T_n) - p_+(T_n)}{\eta}, \quad (16)$$

with η given by

$$\eta = \tilde{\eta} T \int f(\phi/T) (\phi')^2 dx. \quad (17)$$

We shall consider η as a constant in Eq. (15), which can be calculated for a specific model using the approximation (17).

Similarly, for the first integral in Eq. (14) we shall use a linear approximation for the entropy density inside the wall, which gives

$$\int \left(-\frac{\partial \mathcal{F}}{\partial T} \right) dT \simeq \frac{(s_+ + s_-)(T_+ - T_-)}{2}. \quad (18)$$

With these approximations, Eq. (14) becomes [14]

$$p_+ - p_- - \frac{s_+ + s_-}{2} (T_+ - T_-) + \frac{1}{2} \eta (|v_+| \gamma_+ + |v_-| \gamma_-) = 0. \quad (19)$$

The approximation (17) neglects the variation of the fluid velocity inside the wall, since it is obtained from Eq. (15) by replacing $v\gamma$ with its mean value. We expect this approximation to be good at least for weak solutions. For Jouguet and strong processes we expect larger deviations, since they cause larger perturbations of the fluid. Indeed, as can be seen in Fig. 1, for weak solutions the difference between v_+ and v_- is maximal at the Jouguet point. Similarly, Eq. (18) approximates the entropy density inside the wall by the mean value $(s_+ + s_-)/2$. We expect this approximation to be good for weaker solutions and to fail perhaps for Jouguet or stronger solutions, for which the difference between $+$ and $-$ variables can be large. As we shall see, since only weak or, at most, Jouguet processes are actually realized in the phase transition, the strongest deviations from the correct results will indeed occur for velocities which are close to the Jouguet deflagration or detonation.

The friction force was calculated for some specific models for the case of the electroweak phase transition [20]. In the thin wall approximation, the wall profile can be estimated by neglecting the temperature variation and the last term in Eq. (5). Thus, we have $d\phi/dx = -\sqrt{2V_T(\phi)}$, with

$$V_T(\phi) \equiv \mathcal{F}(\phi, T) - \mathcal{F}(0, T), \quad (20)$$

and Eq. (17) gives

$$\eta \simeq \tilde{\eta} T \int f(\phi/T) \sqrt{2V_T(\phi)} d\phi. \quad (21)$$

Roughly, we have $\eta \approx \tilde{\eta} T \sigma$, where $\sigma = \int \phi'^2 dx$ is the surface tension of the bubble wall. This approximation corresponds to setting $f(\phi/T) = 1$. The function f , though, can make a quantitative difference (see, e.g., [14, 19]). However, since we are not going to consider any particular model but rather take $\tilde{\eta}$ as a free parameter, the function f in Eq. (21) only amounts to a redefinition of $\tilde{\eta}$.

3 The bag EOS

Equations (6), (7) and (19) can be solved for the wall velocity once the equation of state of the system is known. It is convenient to use as an approximation the bag EOS,

$$\mathcal{F}_+(T) = -a_+ T^4/3 + \varepsilon, \quad \mathcal{F}_-(T) = -a_- T^4/3. \quad (22)$$

This simplification allows to find analytical expressions for the solutions. In this model the latent heat is given by $L = 4\varepsilon$ and the speed of sound is a constant $c = 1/\sqrt{3}$ in both phases. It is customary to express the results as functions of the variable $\alpha \equiv \varepsilon/(a_+ T^4)$. As discussed in Ref [19], for applications it is convenient to use L instead of ε . Therefore, we define the parameters

$$\alpha_c = \frac{L}{4a_+ T_c^4}, \quad \alpha_+ = \frac{L}{4a_+ T_+^4}, \quad \alpha_n = \frac{L}{4a_+ T_n^4}. \quad (23)$$

For the bag EOS Eqs. (6) and (7) give

$$v_+ = \frac{\frac{1}{6v_-} + \frac{v_-}{2} \pm \sqrt{\left(\frac{1}{6v_-} + \frac{v_-}{2}\right)^2 + \alpha_+^2 + \frac{2}{3}\alpha_+ - \frac{1}{3}}}{1 + \alpha_+}, \quad (24)$$

which is plotted in Fig. 1 for $\alpha_+ = 0.1$. The plus sign corresponds to detonations and the minus sign to deflagrations. The friction equation (19) can also be expressed in terms of v_+ , v_- , and α_+ ,

$$\frac{4v_+v_-\alpha_+}{1 - 3v_+v_-} - \frac{2}{3} \left(1 + \frac{s_-}{s_+}\right) \left(1 - \frac{T_-}{T_+}\right) + \frac{2\alpha_+\eta}{L} (|v_+|\gamma_+ + |v_-|\gamma_-) = 0, \quad (25)$$

with

$$\frac{s_-}{s_+} = \frac{a_-}{a_+} \left(\frac{T_-}{T_+}\right)^3 \quad \text{and} \quad \frac{T_-}{T_+} = \left[\frac{a_+}{a_-} \left(1 - \alpha_+ \frac{1 + v_+v_-}{1/3 - v_+v_-}\right)\right]^{1/4}. \quad (26)$$

The latter expressions depend on the ratio a_-/a_+ , which introduces a dependence on the parameter α_c ,

$$a_-/a_+ = 1 - 3\alpha_c. \quad (27)$$

From Eqs. (24-25) we can find the velocities v_+ and v_- as functions of η/L , α_+ and α_c . However, the variable α_+ can be eliminated, since the temperature T_+ in front of the wall is a function of the nucleation temperature T_n . The relation between α_+ and α_n depends on the type of hydrodynamic solution. For detonations the temperature T_+ is just given by $T_+ = T_n$, and hence $\alpha_+ = \alpha_n$. For deflagrations, T_+ is related to T_n through the matching conditions at the shock discontinuity,

$$v_1v_2 = \frac{1}{3}, \quad \frac{v_1}{v_2} = \frac{3T_n^4 + T_+^4}{3T_+^4 + T_n^4}, \quad (28)$$

where v_1 is the velocity of the outgoing flow in the reference frame of the shock, and v_2 that of the incoming flow. In the rest frame of the bubble center, the fluid velocity in front of the shock vanishes (see Fig. 2). Hence, the velocity of the shock is given by $v_{\text{sh}} = -v_2$. In the shock-wave region the fluid velocity is a constant and, thus, can be obtained either from the velocity v_+ or from the velocity v_1 . This gives the equation

$$\frac{v_w - |v_+|}{1 - |v_+|v_w} = \frac{\sqrt{3}(\alpha_n - \alpha_+)}{\sqrt{(3\alpha_n + \alpha_+)(3\alpha_+ + \alpha_n)}}. \quad (29)$$

Fixing the friction and the critical temperature, we can use the above equations to obtain v_w as a function of α_n as follows. For detonations we have $v_+ = -v_w$. We can eliminate v_- using Eq. (24), and obtain v_w from Eq. (25) as a function of $\alpha_+ = \alpha_n$. For traditional deflagrations, we have $v_- = -v_w$, so we can eliminate v_+ using Eq. (24) and obtain v_w from Eq. (25) as a function of α_+ . Then, Eq. (29), together with Eq. (24), can be used to obtain α_+ as a function of α_n and v_w . For Jouguet deflagrations, we have $v_- = -1/\sqrt{3}$ fixed, so Eq. (24) alone gives v_+ as a function of α_+ , i.e., $v_+ = v_J^{\text{def}}(\alpha_+)$. Therefore, Eq. (25) gives already the value of α_+ (as a function of the parameters η and α_c). In this case, Eq. (29) can be used to obtain the wall velocity as a function of α_+ and α_n .

4 General structure of the solutions

Solving Eqs. (24-29) just amounts to finding the roots of algebraic equations, thus avoiding time-consuming numerical calculations. This is valuable when considering the development of a phase transition. However, in the way from Eqs. (3-5) to Eqs. (24-29) we have made several approximations. Therefore, it is important to determine the range of validity of these results.

It is useful to consider the structure of the stationary states in the T_+T_- -plane. Following [11], we consider, on the one hand, the solutions which satisfy the energy-momentum conservation and the friction equation, i.e., Eqs. (3-5), but for which the boundary conditions have not been imposed. For the bag EOS and our analytical approximations, this amounts to considering Eq. (25), with v_+ and v_- expressed in terms of T_+ and T_- ,

$$v_-^2 = \frac{(1/3 - \alpha_+ - r/3)(1 + \alpha_+ + r/3)}{(1 + \alpha_+ - r)(r + 1/3 - \alpha_+)} \quad (30)$$

$$v_+^2 = \frac{(1/3 - \alpha_+ - r/3)(r - \alpha_+ + 1/3)}{(1 + \alpha_+ - r)(1 + r/3 + \alpha_+)}, \quad (31)$$

with

$$r \equiv \frac{a_- T_-^4}{a_+ T_+^4}. \quad (32)$$

This gives curves of $\eta = \text{constant}$ in the T_+T_- -plane (see Fig. 3). On the other hand, we consider the solutions which satisfy the energy-momentum conservation equations, Eqs. (3-4), and the boundary conditions, but for which the friction equation (5) has not been imposed. This gives curves of fixed T_n in the T_+T_- -plane. For detonations, these are curves of constant $T_+ = T_n$. For traditional deflagrations, the curves are given by Eq. (29) with $v_w = |v_-|$, and with v_{\pm} given by Eqs. (30-32). Jouguet solutions are given by the condition $v_-^2 = 1/3$. The values of T_+ and T_- are constrained by the conditions $0 < v_{\pm}^2 < 1$ and by the production of entropy at the phase transition front, $s_-|v_-|\gamma_- \geq s_+|v_+|\gamma_+$.

The result is shown in Fig. 3. The dark grey region is forbidden by kinematics and by the condition of non-negative entropy production. There are two allowed regions. The upper one corresponds to deflagrations and the lower one to detonations. Weak deflagrations (white zone) are separated from strong deflagrations (light grey zone) by a dashed line which indicates Jouguet processes. The deflagration region is delimited by the line of zero entropy production (curved part of the boundary) and by the line of $v_- = 0$ (straight part of the boundary). The lower white region, corresponding to weak detonations, is delimited by the Jouguet condition (dashed line), the zero entropy-production condition (curved boundary), and the condition $v_+ = 1$ (upper straight boundary). Solid lines represent the solutions of constant η . Dotted lines represent the solutions for a given temperature T_n for traditional deflagrations and for detonations. For detonations, the dotted curves are horizontal lines due to the boundary condition $T_+ = T_n$. For the traditional deflagrations, the curves are almost vertical lines, indicating that, although the temperature T_+ can be quite higher than T_n due to reheating in front of the wall, the temperature T_- inside the bubble is very close to T_n [11]. If we plotted the dotted curves

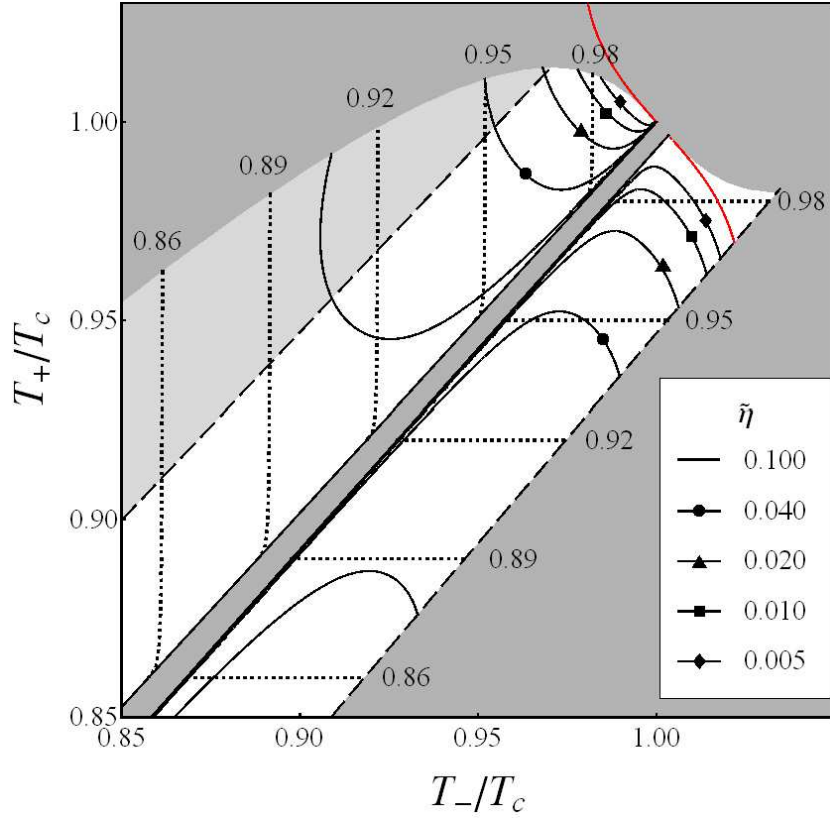


Figure 3: The solutions in the T_+T_- -plane for $a_+ = (\pi^2/90)g_*$ with $g_* = 51.25$, $L = 0.1T_c^4$, and $\eta = \tilde{\eta}T\sigma$, with $\sigma = 0.1T_c^3$. The region with the dark shade is forbidden by kinematics or by the non-negativity of entropy production. The upper allowed region corresponds to deflagrations, and the lower one to detonations. The Jouguet processes are indicated by dashed lines, and the region with a lighter shade corresponds to strong deflagrations. Dotted lines correspond to fixed values of $T_n/T_c = 0.86, 0.89, 0.92, 0.95$ and 0.98 as indicated, and solid lines to $\tilde{\eta}$ fixed (see explanation in the text). The red line corresponds to $\tilde{\eta} = 0$.

also for supersonic Jouguet deflagrations, they would lie on the dashed line separating weak and strong deflagrations.

The possible stationary states correspond to the intersections of solid and dotted curves in Fig. 3. Thus, we see that for some values of the parameters (e.g., for $T_n/T_c = 0.95$, $\tilde{\eta} = 0.04$) we will have multiple solutions for the wall velocity [10, 11, 12]. Notice also that solid lines in the deflagration region approach asymptotically the kinematic boundary corresponding to $v_- = 0$. As a consequence, for large enough $\tilde{\eta}$ or for T_n close enough to T_c , there will always be weak deflagration solutions. Similarly, solid lines in the detonation region approach asymptotically the boundary of $v_+ = 1$. Therefore, there will always be detonations for small enough friction or strong enough supercooling. For intermediate values of $\tilde{\eta}$ and T_n/T_c , it may happen that neither weak deflagrations nor detonations

exist, as e.g. for the case $\tilde{\eta} = 0.1$, $T_n/T_c = 0.89$ (whereas for $T_n/T_c = 0.86$ we have a detonation and for $T_n/T_c = 0.92$ we have a weak deflagration). Generally, in such a case there will exist supersonic Jouguet deflagrations.

In Refs. [10, 11, 12], the differential equations for $\phi(x)$, $T(x)$, and $v(x)$ were solved numerically using a grid. Furthermore, a ϕ -dependent, quartic potential was considered as an approximation for the free energy. Comparing the results of those numerical computations with our results, we can test to what extent the use of the bag EOS, the thin wall limit and the approximations (15-19) are valid. Thus, in Fig. 3 we have considered “QCD-type” parameters used in Refs. [10, 11, 12] and we have set $f(\phi/T) = 1$ in Eq. (21), which gives a friction of the form $\eta = \tilde{\eta}T\sigma$. The value of a_+ is given by $a_+ = (\pi^2/90)g_*$, where the number of effective degrees of freedom in the high-temperature phase is $g_* = 51.25$. The latent heat is given by $L = 0.1T_c^4$, and the surface tension is $\sigma = 0.1T_c^3$. The set of values for the friction and for the nucleation temperature are the same as in Fig. 1 of Ref. [11].

The dotted lines, as well as the limits of the allowed region, are qualitatively identical and quantitatively quite close to those of Ref. [11]. This indicates that the bag model is a good approximation for the EOS, at least for QCD-type parameters. In the white region (i.e., that of weak solutions) the solid curves are quantitatively similar to those of Ref. [11]. Qualitatively, the curves deviate from those of Ref. [11] as they approach the dashed lines (i.e., as the solutions approach a Jouguet process). This is most apparent for $\tilde{\eta} \rightarrow 0$. In the plot of Ref. [11], for small friction the solid curves are parallel to the border of the allowed region (in the top-right corner of our Fig. 3). This is because the entropy production is related to gradients of ϕ through the friction parameter $\tilde{\eta}$. Indeed, combining Eqs. (3-5), one obtains

$$T \frac{d}{dx} \left(-\frac{\partial \mathcal{F}}{\partial T} \gamma v \right) = \tilde{\eta} T (\gamma v)^2 f(\phi/T) \phi'(x)^2, \quad (33)$$

which yields

$$s_- |v_-| \gamma_- - s_+ |v_+| \gamma_+ = \tilde{\eta} \int (\gamma v)^2 f(\phi/T) \phi'(x)^2 dx. \quad (34)$$

As a consequence, the solid curve for $\tilde{\eta} = 0$ should coincide with the limit between the white and grey regions, corresponding to zero entropy production. Instead of that, in our case this curve (red line) enters the allowed region for detonations and enters the forbidden region for deflagrations. This is an indication of the break-down of the approximation for the integral of the entropy density across the wall, Eq. (18), as weak solutions approach a Jouguet process (see the discussion in subsection 2.2). However, as we shall see in the next section, in most cases our analytical approximations give values of the wall velocity which are qualitatively and quantitatively good, even for solutions near the Jouguet point.

In Ref. [11], the solid lines in the T_+T_- -plane do not penetrate the strong deflagration region but stop at the Jouguet line. This means that the numerical code did not find any strong deflagrations. As explained in Ref. [11], this is due to the fact that no matter how well one tries to guess the correct solution, the guess does not relax to a strong deflagration but rather changes considerably to form a different type of solution. This

is an indication that strong deflagrations are unstable. In Fig. 3 it is seen that we find strong deflagration solutions. We believe this is not a shortcoming of our approximations, but rather due to the fact that analytical equations allow to find any solution, even the unstable ones. In this region, though, the departure of our solid lines from the actual curves is probably large. In any case, being unstable, strong deflagrations are of little interest.

5 The wall velocity

Let us consider now the wall velocity as a function of the parameters. As can be seen in Fig. 4, weak traditional deflagrations (red curves) always exist for large friction ($\tilde{\eta} \gtrsim 1$) or little supercooling ($\alpha_n \approx \alpha_c$). For lower values of the friction or larger amounts of supercooling, the traditional deflagrations surpass the speed of sound, becoming strong deflagrations. Shortly after crossing the sound barrier, though, the red curves end due to the condition of non-negative entropy production. At this point we always have supersonic Jouguet deflagrations (black lines), which match the traditional deflagrations at $v_w = c$. For small enough friction or strong enough supercooling we always have detonations (blue lines).

Notice that, for some values of η and α_n , there are more than one stationary state. This can be seen already in Fig. 3, since the solid and dotted curves intersect at several points. In Fig. 4 we show all the solutions for a given friction and supercooling. In some ranges of the parameters we have, for instance, a deflagration and a detonation, or a deflagration and two detonations. This is in agreement with the results of Refs. [10, 11, 12]. We may also have two traditional deflagration solutions for a given set of parameters, as shown in the left panel of Fig. 5. One of these solutions is a strong deflagration.

One could expect that it will be always possible to choose the solution in such a way that, as the parameters are varied, one can go continuously from a subsonic, weak deflagration to a supersonic, Jouguet deflagration and then to a weak detonation. As seen in Figs. 4 and 5, one can indeed change continuously from a weak deflagration to a supersonic Jouguet deflagration. However, the Jouguet deflagration velocity does not match the detonation velocity. The continuity of the deflagration solutions is a consequence of the continuity of the profiles. Consider the supersonic Jouguet deflagration. As the velocity approaches the speed of sound c , the rarefaction wave vanishes continuously. Both the height and the width of the rarefaction vanish, matching continuously the profile of the traditional deflagration. In contrast, as the velocity approaches the Jouguet detonation velocity v_J^{det} , the shock wave becomes thinner and *higher*. Thus, the fluid velocity in front of the wall is maximal for a Jouguet deflagration at $v_w = v_J^{\text{det}}$ (while the width of the shock wave vanishes). On the contrary, for a detonation the fluid velocity always vanishes in front of the wall. Therefore, the fluid velocity is discontinuous as the solution changes from a Jouguet deflagration to a detonation. This originates a jump in the parameters α_n and $\tilde{\eta}$ as functions of v_w , as can be seen in Figs. 4 and 5.

Leaving aside the jump of the parameters at $v_w = v_J^{\text{det}}$, one would expect that the su-

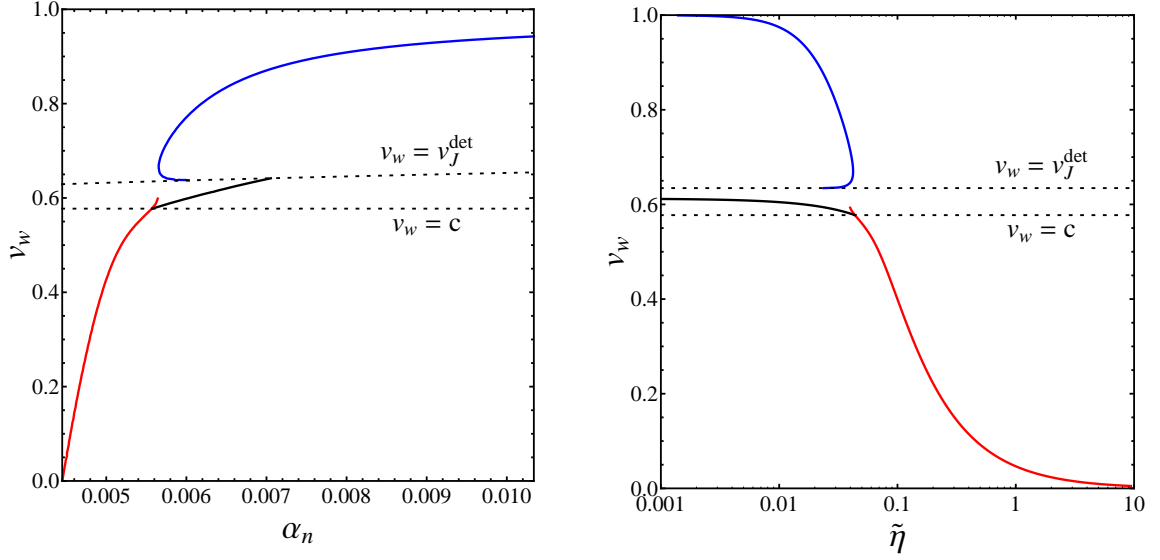


Figure 4: The wall velocity for $g_* = 51.25$, $L = 0.1T_c^4$, and $\eta = \tilde{\eta}T\sigma$, with $\sigma = 0.1T_c^3$. Detonations are plotted in blue, Jouguet deflagrations are plotted in black, and traditional deflagrations are in red. The dotted lines correspond to the sound and Jouguet velocities. Left: the wall velocity as a function of α_n , for $\tilde{\eta} = 0.05$. The range of α_n correspond to values of the temperature between $T_n = T_c$ and $T_n \simeq 0.8T_c$. Thus, the α_n -axis begins at the value $\alpha_n = \alpha_c \simeq 4.45 \times 10^{-3}$. Right: the wall velocity as a function of the friction, for $T_n = 0.95T_c$ ($\alpha_n \simeq 5.46 \times 10^{-3}$).

personic Jouguet deflagration will always fill the velocity gap between weak deflagrations and weak detonations (as, e.g., in the left panels of Figs. 4 and 5). A fluid profile does exist for any value of the wall velocity in the range $c \leq v_w \leq v_J^{\text{det}}$. The Jouguet deflagration reaches the value $v_w = c$ for the same values of parameters as the weak deflagration, whereas the value $v_w = v_J^{\text{det}}$ is reached for a lower friction or a stronger supercooling than the detonation. This behavior can be explained by the fact that, for deflagrations, the compression wave which propagates in front of the wall and reheats the fluid, causes a friction effect [14] which adds to the microphysics. Technically, the friction effect for the deflagration arises as a consequence of the relation (29) between the nucleation temperature T_n and the reheated value T_+ . For the detonation, instead, we have $T_+ = T_n$. This effect is easily estimated for weak solutions [14]. In the small supercooling limit (i.e., for weak deflagrations) we have $v_w = \Delta p(T_n)/\eta_{\text{eff}}$, where Δp is the pressure difference $p_- - p_+$ and the effective friction is given by $\eta_{\text{eff}} = (w_-/w_+) [\eta + L^2/(\sqrt{3}w_-)]$, which doesn't vanish for $\eta = 0$. In the ultrarelativistic limit, in contrast, we have weak detonations with $v_w = 1 - \delta$, where δ is proportional to η^2 and vanishes for vanishing friction. For deflagrations with high wall velocities ($v_w \gtrsim c$) the fluid velocity and temperature profiles have a sharp peak in front of the wall, so the friction effect can be considerably large. Notice that, in the right panel of Fig. 4, the value v_J^{det} is never reached by Jouguet deflagrations,

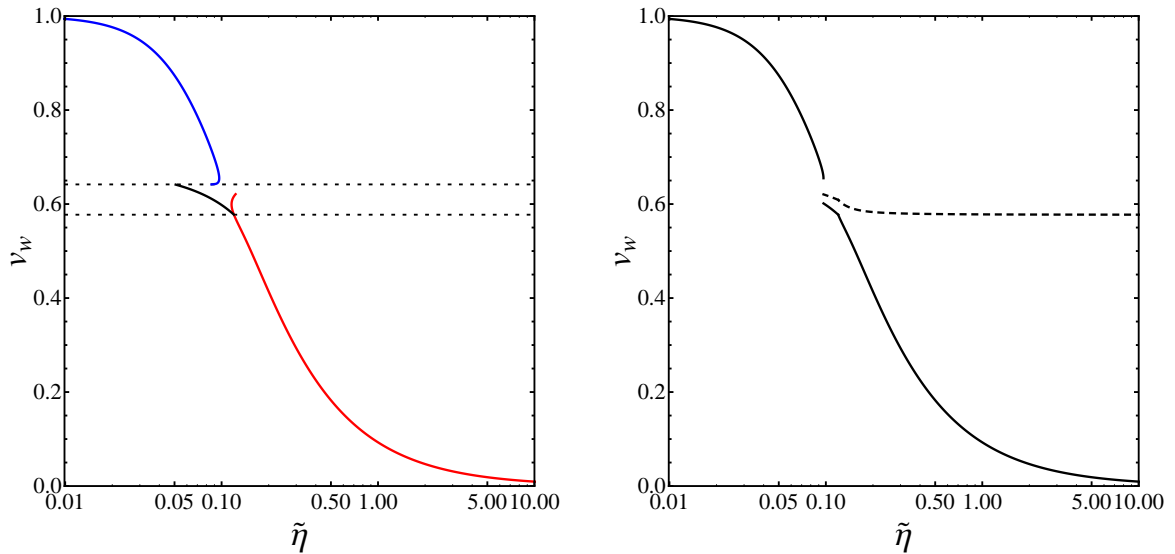


Figure 5: The same as in Fig. 4 (right), but for $T_n = 0.891T_c$. In the right panel only one of the multiple solutions has been chosen. The dashed line corresponds to the velocity of the shock front.

even in the limit $\tilde{\eta} \rightarrow 0$. Thus, we see that in some cases the effective friction can prevent the supersonic deflagration to reach the velocity of the Jouguet detonation.

Even in the cases in which the Jouguet deflagrations fill the whole range between c and v_f^{det} , only one of the multiple solutions will be realized. As a consequence, there will always be a gap in the velocity, as shown in Fig. 5 (right panel). It is important to determine which of the possible solutions will be realized in the phase transition as a stationary state. In Refs. [10, 11, 12], the evolution from a given initial configuration of the scalar field and the fluid variables (i.e., from an initial “bubble wall”) was studied by numerically solving the time dependent partial differential equations. Thus, their *dynamical code* selected one of the possible final states. It was observed that the strong deflagrations, as well as the branch of detonations which are closer to the Jouguet point, are not realized in the evolution of the bubble wall. Moreover, even if given as initial conditions, these solutions transform into one of the other solutions, suggesting an instability [11]. Furthermore, as seen in Figs. 4 and 5, these solutions have a non-physical behavior as functions of the parameters [14]. Therefore, they must be discarded. In contrast, weak deflagrations, Jouguet deflagrations, and the branch of weaker detonations are in general stable. For high friction or low supercooling we can only have weak deflagrations. As the parameters are varied and the weak deflagration reaches the velocity $v_w = c$, we must change to a Jouguet deflagration. On the other hand, for $v_w \gtrsim c$ we will have to choose between a deflagration and a detonation. Both are stable and both are reachable from different initial conditions in the dynamical code of Ref. [11]. However, in the normal evolution of a

bubble wall, the solution which is realized is the detonation¹. Accordingly, we must always choose the detonation if possible; otherwise, the Jouguet deflagration; otherwise, the weak deflagration. The result is shown in the right panel of Fig. 5, where we reproduced the plot of the left panel, keeping only the selected solutions.

Qualitatively, our results agree with the numerical solutions, even for spherical bubbles (cf. Fig. 3 of Ref. [12]). The parameters we used correspond to Fig. 13 of Ref. [10]. There, the friction parameter is $\Gamma = 1/\tilde{\eta}$. For a better comparison we plot the velocity as a function of Γ in Fig. 6. For the range of friction considered in that figure, we have a difference of at most a 5% for weak deflagrations and less for detonations. For the weakest solutions the difference vanishes, as expected. Moreover, for the strongest solutions, i.e., those around the Jouguet point, the agreement is quite good, as the jump in v_w is approximately at the same place, $\Gamma \approx 10$.

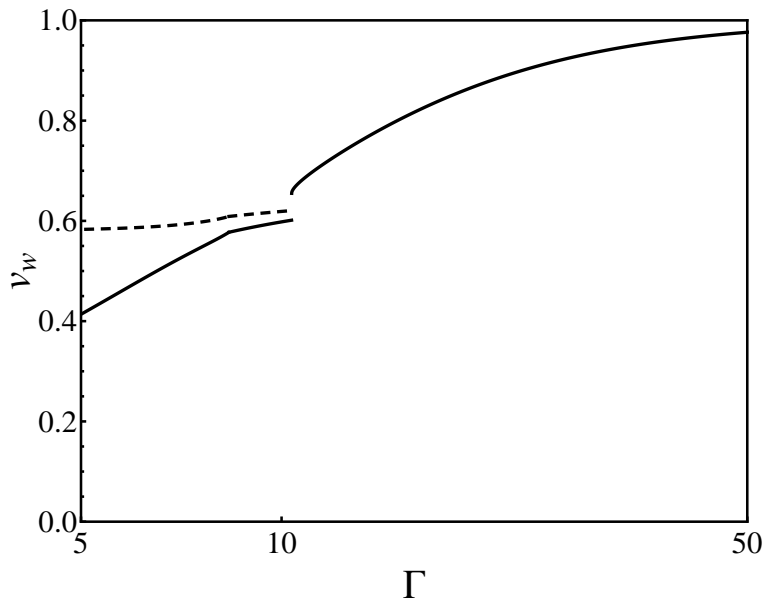


Figure 6: The wall and shock velocities as functions of $\Gamma = 1/\tilde{\eta}$. The values of the parameters are as in Fig. 5.

One expects that for any set of values of the parameters there will exist at least one solution. Consider a fixed value of T_n . For large friction there are always weak deflagrations and for small friction there are always weak detonations. In the intermediate range there should exist Jouguet deflagrations. Although this is in general true, we find some exceptions in extreme cases. For instance, for a case with a large amount of supercooling, $T_n/T_c = 0.6$ (which is out of the range of Fig. 3), we find that, as we decrease the friction, the Jouguet deflagration velocity reaches the value of the Jouguet detonation

¹Interestingly, the solutions which are not realized are those which are closer to the speed of sound and have a sharp peak in temperature. Thus, the dynamical evolution selects the weaker stationary solution, i.e., the weak detonation. For the fastest deflagrations that are realized, the bubble wall first goes into a detonation configuration before settling into a deflagration [12].

before the detonation solution appears (see Fig. 7). As a consequence, there is a range of values of $\tilde{\eta}$ for which there is no solution. We believe that this is a shortcoming of our approximations rather than an indication of the absence of stationary solutions. In spite of this, we wish to remark that, even for the strong supercooling of Fig. 7, we expect our analytical equations to give a good approximation for values of the friction which give weak solutions. Besides, we have checked that, for physical models, the parameters

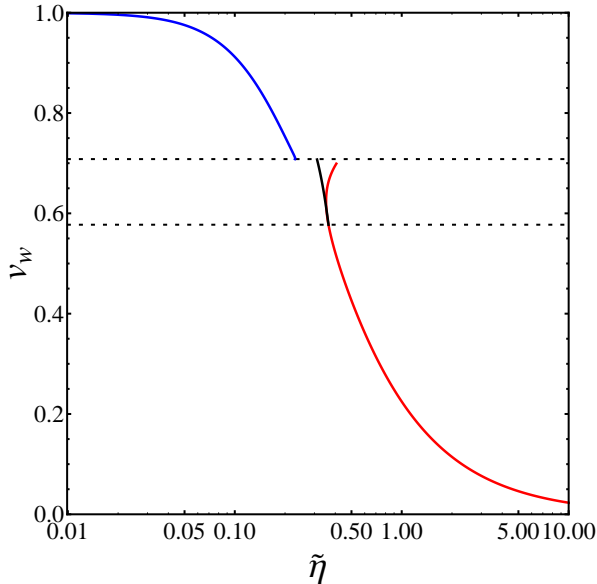


Figure 7: The wall velocity solutions as a function of $\tilde{\eta}$ for $\alpha_c = 4.45 \times 10^{-3}$ and $T_n/T_c = 0.6$.

(particularly the amount of supercooling) hardly fall into the case of Fig. 7. In particular, we considered the electroweak phase transition for several extensions of the Standard Model [9]. This problem arose only in a few limiting cases which are quite unlikely. For instance, extra scalars with very strong couplings with the Higgs field may yield an exceedingly strongly first-order phase transition. Only for some particular sets of parameters, and for the highest values of the couplings of the extra bosons, we found the situation of no stationary solution. Such couplings are extreme in the sense that a little increase causes the phase transition to remain stuck in the high-temperature phase and the universe to enter a period of inflation.

6 Conclusions

We have investigated the steady state velocity of bubble walls in a cosmological first-order phase transition. Our main goal was to find analytical approximations for the wall velocity, taking into account the different possibilities for the hydrodynamical modes and fluid profiles. Analytical approximations were obtained already in Ref. [14] for weak

deflagrations preceded by a shock front and weak detonations followed by a rarefaction wave. Here, we have considered also the case of Jouguet deflagrations which have both shock and rarefaction waves and move supersonically. For a given set of parameters, we have found in general one or more solutions, in accordance with numerical lattice calculations [10, 11, 12]. With the aid of those numerical results, we have discussed the general structure of the solutions and the way to select the physical and the stable ones. We have also discussed the range of validity of our analytical approximations.

Our main result is a set of algebraic equations which allow to obtain, from the thermodynamic parameters and the friction coefficient, the value of the wall velocity which will be realized as the final stationary state. Our analytical results rely on several approximations, such as the use of the bag equation of state and the thin wall approximation. Implementing the latter in the equation for the friction requires some ansatz for the variation of the entropy density inside the wall and also for that of the fluid velocity. The approximation for the entropy density seems to be the roughest one, as we do not obtain the curve of zero entropy production in the limit of vanishing friction. The strongest departure from the exact solution occurs for velocities which are around the Jouguet points (either for detonations or deflagrations). In spite of this, our analytical approximations are qualitatively and quantitatively good, except in certain limiting cases with extreme supercooling.

Acknowledgements

This work was supported in part by Universidad Nacional de Mar del Plata, Argentina, grants EXA 473/10 and 505/10. The work by A.M. was supported by CONICET through project PIP 112-200801-00943. The work by A.D.S. was supported by CONICET through project PIP 122-201009-00315.

References

- [1] A. H. Guth and E. J. Weinberg, Phys. Rev. D **23**, 876 (1981).
- [2] G. W. Anderson and L. J. Hall, Phys. Rev. D **45**, 2685 (1992).
- [3] A. Megevand, Int. J. Mod. Phys. D **9**, 733 (2000) [hep-ph/0006177]; A. Megevand, Phys. Rev. D **64**, 027303 (2001) [hep-ph/0011019]. A. Megevand, Phys. Rev. D **69**, 103521 (2004); A. Megevand and A. D. Sanchez, Phys. Rev. D **77**, 063519 (2008) [arXiv:0712.1031 [hep-ph]].
- [4] For reviews, see A. G. Cohen, D. B. Kaplan and A. E. Nelson, Ann. Rev. Nucl. Part. Sci. **43**, 27 (1993) [arXiv:hep-ph/9302210]; A. Riotto and M. Trodden, Ann. Rev. Nucl. Part. Sci. **49**, 35 (1999) [arXiv:hep-ph/9901362].

- [5] E. Witten, Phys. Rev. D **30**, 272 (1984); G. M. Fuller, G. J. Mathews and C. R. Alcock, Phys. Rev. D **37**, 1380 (1988); J. H. Applegate and C. J. Hogan, Phys. Rev. D **31**, 3037 (1985); H. Kurki-Suonio, Phys. Rev. D **37**, 2104 (1988); J. Ignatius, K. Kajantie, H. Kurki-Suonio and M. Laine, Phys. Rev. D **50**, 3738 (1994) [arXiv:hep-ph/9405336]; A. F. Heckler, Phys. Rev. D **51** 405, (1995) [arXiv:astro-ph/9407064]; A. Mégevand and F. Astorga, Phys. Rev. D **71**, 023502 (2005).
- [6] D. Grasso and H. R. Rubinstein, Phys. Rept. **348**, 163 (2001) [arXiv:astro-ph/0009061].
- [7] A. Vilenkin and E.P.S. Shellard, *Cosmic Strings and Other Topological Defects* (Cambridge University Press, Cambridge, England, 1994); A. Vilenkin, Phys. Rept. **121**, 263 (1985).
- [8] A. Kosowsky and M. S. Turner, Phys. Rev. D **47**, 4372 (1993); M. Kamionkowski, A. Kosowsky and M. S. Turner, Phys. Rev. D **49**, 2837 (1994); A. Kosowsky, A. Mack and T. Kahniashvili, Phys. Rev. D **66**, 024030 (2002); A. D. Dolgov, D. Grasso and A. Nicolis, Phys. Rev. D **66**, 103505 (2002); C. Caprini and R. Durrer, Phys. Rev. D **74**, 063521 (2006); C. Caprini, R. Durrer and G. Servant, Phys. Rev. D **77**, 124015 (2008) [arXiv:0711.2593 [astro-ph]]; R. Aureda, M. Maggiore, A. Nicolis and A. Riotto, Nucl. Phys. B **631**, 342 (2002); A. Nicolis, Class. Quant. Grav. **21**, L27 (2004); C. Grojean and G. Servant, Phys. Rev. D **75**, 043507 (2007); S. J. Huber and T. Konstandin, JCAP **0809**, 022 (2008) [arXiv:0806.1828 [hep-ph]]; S. J. Huber and T. Konstandin, JCAP **0805**, 017 (2008) [arXiv:0709.2091 [hep-ph]]. A. Megevand, Phys. Rev. D **78** (2008) 084003 [arXiv:0804.0391 [astro-ph]]; J. Kehayias and S. Profumo, JCAP **1003**, 003 (2010) [arXiv:0911.0687 [hep-ph]].
- [9] L. Leita, A. Megevand and A. D. Sanchez, arXiv:1205.3070 [astro-ph.CO].
- [10] J. Ignatius, K. Kajantie, H. Kurki-Suonio and M. Laine, Phys. Rev. D **49**, 3854 (1994);
- [11] H. Kurki-Suonio and M. Laine, Phys. Rev. D **51**, 5431 (1995) [arXiv:hep-ph/9501216];
- [12] H. Kurki-Suonio and M. Laine, Phys. Rev. D **54**, 7163 (1996) [hep-ph/9512202].
- [13] S. R. Coleman, Phys. Rev. D **15**, 2929 (1977) [Erratum-ibid. D **16**, 1248 (1977)]; C. G. Callan and S. R. Coleman, Phys. Rev. D **16**, 1762 (1977); I. Affleck, Phys. Rev. Lett. **46**, 388 (1981); A. D. Linde, Nucl. Phys. B **216**, 421 (1983) [Erratum-ibid. B **223**, 544 (1983)]; Phys. Lett. B **100**, 37 (1981).
- [14] A. Megevand and A. D. Sanchez, Nucl. Phys. B **820**, 47 (2009) [arXiv:0904.1753 [hep-ph]].

- [15] L. Leitaο and A. Megevand, Nucl. Phys. B **844**, 450 (2011) [arXiv:1010.2134 [astro-ph.CO]].
- [16] J. R. Espinosa, T. Konstandin, J. M. No and G. Servant, JCAP **1006**, 028 (2010) [arXiv:1004.4187 [hep-ph]];
- [17] T. Konstandin and J. M. No, JCAP **1102**, 008 (2011) [arXiv:1011.3735 [hep-ph]].
- [18] M. Gyulassy, K. Kajantie, H. Kurki-Suonio and L. D. McLerran, Nucl. Phys. B **237**, 477 (1984); K. Enqvist, J. Ignatius, K. Kajantie and K. Rummukainen, Phys. Rev. D **45**, 3415 (1992); H. Kurki-Suonio, Nucl. Phys. B **255**, 231 (1985); K. Kajantie and H. Kurki-Suonio, Phys. Rev. D **34**, 1719 (1986);
- [19] A. Megevand and A. D. Sanchez, Nucl. Phys. B **825**, 151 (2010) [arXiv:0908.3663 [hep-ph]].
- [20] B. H. Liu, L. D. McLerran and N. Turok, Phys. Rev. D **46**, 2668 (1992); N. Turok, Phys. Rev. Lett. **68**, 1803 (1992); M. Dine, R. G. Leigh, P. Y. Huet, A. D. Linde and D. A. Linde, Phys. Rev. D **46**, 550 (1992) [arXiv:hep-ph/9203203]; S. Y. Khlebnikov, Phys. Rev. D **46**, 3223 (1992); P. Arnold, Phys. Rev. D **48**, 1539 (1993) [arXiv:hep-ph/9302258]; G. D. Moore and T. Prokopec, Phys. Rev. D **52**, 7182 (1995) [arXiv:hep-ph/9506475]; Phys. Rev. Lett. **75**, 777 (1995) [arXiv:hep-ph/9503296]; P. John and M. G. Schmidt, Nucl. Phys. B **598**, 291 (2001) [Erratum-ibid. B **648**, 449 (2003)]; G. D. Moore, JHEP **0003**, 006 (2000); G. D. Moore and N. Turok, Phys. Rev. D **55**, 6538 (1997) [arXiv:hep-ph/9608350].
- [21] L. D. Landau and E. M. Lifshitz, *Fluid Mechanics* (Pergamon Press, New York, 1989); R. Courant and K. O. Friedrichs, *Supersonic Flow and Shock Waves* (Springer-Verlag, Berlin, 1985).